

BLIP3-o: A Family of Fully Open Unified Multimodal Models—Architecture, Training and Dataset

Jiuhai Chen^{1,2*} Zhiyang Xu^{3*} Xichen Pan^{4*} Yushi Hu^{5*}
 Can Qin¹, Tom Goldstein², Lifu Huang⁶, Tianyi Zhou², Saining Xie⁴, Silvio Savarese¹
 Le Xue^{1†}, Caiming Xiong^{1‡}, Ran Xu^{1‡}

¹Salesforce Research





²University of Maryland, ³Virginia Tech, ⁴New York University,

⁵University of Washington, ⁶UC Davis

*Equal Contribution. †Project Lead. ‡Corresponding Authors.

Abstract

Unifying image understanding and generation has gained growing attention in recent research on multimodal models. Although design choices for image understanding have been extensively studied, the optimal model architecture and training recipe for a unified framework with image generation remain underexplored. Motivated by the strong potential of autoregressive and diffusion models for high-quality generation and scalability, we conduct a comprehensive study of their use in unified multimodal settings, with emphasis on image representations, modeling objectives, and training strategies. Grounded in these investigations, we introduce a novel approach that employs a diffusion transformer to generate semantically rich CLIP image features, in contrast to conventional VAE-based representations. This design yields both higher training efficiency and improved generative quality. Furthermore, we demonstrate that a sequential pretraining strategy for unified models—first training on image understanding and subsequently on image generation—offers practical advantages by preserving image-understanding capability while developing strong image generation ability. Finally, we carefully curate a high-quality instruction-tuning dataset BLIP3o-60k for image generation by prompting GPT-4o with a diverse set of captions covering various scenes, objects, human gestures, and more. Building on our innovative model design, training recipe, and datasets, we develop BLIP3-o, a suite of state-of-the-art unified multimodal models. BLIP3-o achieves superior performance across most of the popular benchmarks spanning both image understanding and generation tasks. *To facilitate future research, we fully open-source our models, including code, model weights, training scripts, and pretraining and instruction tuning datasets.*

 Code: <https://github.com/JiuhaiChen/BLIP3o>
 Models: <https://huggingface.co/BLIP3o/BLIP3o-Model>
 Pretrain Data: <https://huggingface.co/datasets/BLIP3o/BLIP3o-Pretrain>
 Instruction Tuning Data: <https://huggingface.co/datasets/BLIP3o/BLIP3o-60k>

Contents

1	Introduction	3
2	Unified Multimodal for Image Generation and Understanding	5
2.1	Motivation	5
2.2	Combining Autoregressive and Diffusion Models	5
3	Image Generation in Unified Multimodal	6
3.1	Image Encoding and Reconstruction	6
3.2	Modeling Latent Image Representation	7
3.3	Design Choices	8
4	Training Strategies for Unified Multimodal	9
4.1	Joint Training Versus Sequential Training	9
4.2	Discussion	10
5	BLIP3-o: Our State-of-the-Art Unified Multimodal	10
5.1	Model Architecture	10
5.2	Training Recipe	11
5.3	Results	11
5.4	Human Study	12
6	Future Work	12
7	Related Work	13
8	Conclusion	13
A	Prompt used in Figure 2	13

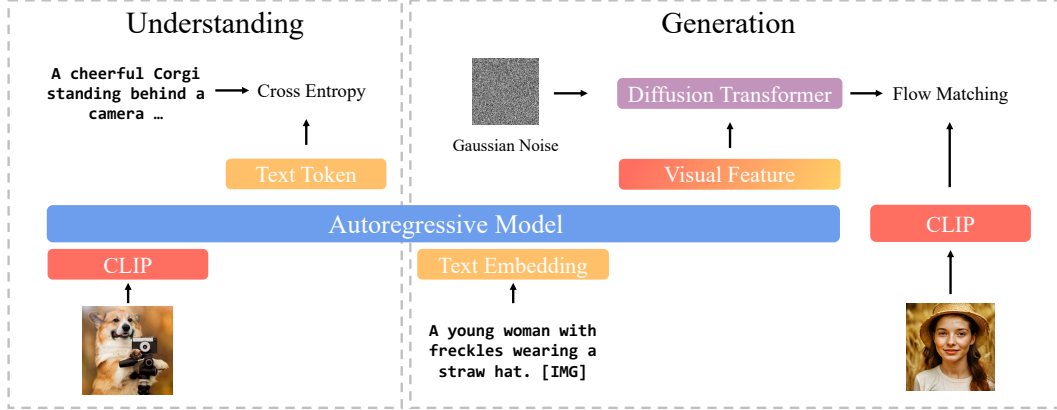


Figure 1: The architecture of BLIP3-o. For image understanding part, we use CLIP to encode the image and compute the cross entropy loss between the target text token and predicted text token. For image generation part, autoregressive model first generates a sequence of intermediate visual features, which are then used as conditioning inputs to a diffusion transformer that generates CLIP image features to approximate the ground-truth CLIP features. By using CLIP encoder, image understanding and image generation share the same semantic space, effectively unifying these two tasks.

1 Introduction

Recent advances have demonstrated the potential for unified multimodal representation learning that supports both image understanding and image generation within a single model [7, 31, 38, 35, 4, 33, 23]. In this field, despite extensive studies on image understanding, the optimal architecture and training strategy for image generation remain underexplored. The previous debate revolves around two approaches: the first approach quantizes continuous visual features into discrete tokens and models them as categorical distribution [32, 34, 21]; the second approach generates intermediate visual features or latent representations via the autoregressive model and then conditions on these visual features to generate images through the diffusion model [33, 23]. The recently released GPT-4o image generation [1] was implied to adopt a hybrid architecture with autoregressive and diffusion models following the second approach [1, 40]. Therefore, we were inspired to present a systematic study of design choices in a similar way. Specifically, our investigation focuses on three key design axes: (1) **image representations** - whether to encode the images into low-level pixel features (e.g., from VAE-based encoders) or high-level semantic features (e.g., from CLIP image encoders); (2) **training objectives** - Mean Squared Error (MSE) versus Flow Matching [17, 19], and what their impacts on training efficiency and generation quality; (3) **training strategies** - joint multitask training on image understanding and generation like Metamorph [33] or sequential training like LMFusion [28] and MetaQuery [23], where the model is first trained for understanding and then extended for generation.

Our findings reveal that CLIP image features offer more compact and informative representations than VAE features, resulting in both faster training and higher image generation quality. Flow matching loss proves to be more effective than MSE loss, enabling more diverse image sampling and yielding better image quality. Furthermore, we find that a sequential training strategy—first training the autoregressive model on image understanding tasks, then freezing it during training on image generation—achieves the best overall performance. Based on these findings, we develop BLIP3-o, a herd of state-of-the-art unified multimodal models. BLIP3-o leverages diffusion transformer and flow matching on CLIP features (Figure 1) and is sequentially trained on image understanding and image generation tasks. To further improve visual aesthetic and instruction following abilities, we carefully curate a 60k high-quality instruction-tuning dataset BLIP3o-60k for image generation, by prompting GPT-4o with a diverse set of prompts spanning scenes, objects, human gestures and more. We observe that supervised instruction tuning on BLIP3o-60k significantly enhances the alignment of BLIP3-o with human preference and improves the aesthetic quality.

In our experiments, BLIP3-o achieves superior performance across most of the popular benchmarks for image understanding and image generation, with the 8B model scoring 1682.6 on MME-P, 50.6 on MMMU and 0.84 on GenEval. *To support further research and keep the mission of open-source*



Figure 2: Visualization results of BLIP3-o 8B at 1024×1024 resolution.

foundation model research like BLIP-3 [39], we fully open-source our models including model weights, code, pretraining and instruction-tuning datasets, and evaluation pipelines. We hope that our work will support the research community and drive continued progress in the unified multimodal domain.

2 Unified Multimodal for Image Generation and Understanding

2.1 Motivation

The development of unified multimodal architectures that jointly support both image understanding and generation has emerged as a promising direction in recent research. Models such as Janus [4], Show-o [38], MetaMorph [33], Janus-Pro [4], and LMFusion [28] exemplify early efforts to bridge image understanding and generation within a single framework. More recently, OpenAI’s GPT-4o [1] has further sparked interest in this paradigm by demonstrating impressive capabilities in both high-quality image generation and strong multimodal understanding. Despite this growing interest, the underlying design principles and training strategies that enable such unified capabilities remain underexplored. This work aims to systematically investigate and advance the development of unified models, and we begin by clearly presenting the key motivations for building unified multimodal model.

Reasoning and Instruction Following Integrating image generation capabilities into autoregressive models such as Multimodal Large Language Models (MLLMs) offers the potential to inherit their pretrained knowledge, reasoning capability and instruction following ability. For example, our model is able to interpret prompts, such as “An animal with a long nose”, without requiring prompt rewriting. This demonstrates a level of reasoning capability and world knowledge that traditional image generation models struggle to achieve. Beyond reasoning, the instruction-following capabilities of MLLMs are expected to carry over to the image generation process when incorporated into a unified architecture.

In-context Learning Unified models that jointly support image understanding and generation naturally facilitate in-context learning capabilities. In such models, previously generated multimodal outputs can serve as context for subsequent generation, enabling seamless support for iterative image editing, visual dialogue, and step-by-step visual reasoning. This eliminates the need for mode switching or reliance on external processing pipelines, allowing the model to maintain coherence and task continuity.

Towards Multimodal AGI As artificial intelligence advances toward artificial general intelligence (AGI), future systems need to go beyond text-based capabilities to seamlessly perceive, interpret, and generate multimodal content. Achieving this requires a shift from text-only architectures to unified multimodal architectures that can reason and generate across diverse modalities. Such models are essential for building general-purpose intelligence capable of engaging with the world in a holistic, human-like manner.

Driven by these motivations, we explore the development of a unified model that jointly supports image understanding and generation tasks in the following sections.

2.2 Combining Autoregressive and Diffusion Models

Recent OpenAI’s GPT-4o [1] has demonstrated state-of-the-art performance in image understanding, generation and editing tasks. Emerging hypotheses of its architecture [40] suggest a hybrid pipeline structured as:

Tokens \longrightarrow **[Autoregressive Model]** \longrightarrow **[Diffusion Model]** \longrightarrow **Image Pixels**

indicating that autoregressive and diffusion models may be jointly leveraged to combine the strengths of both modules. Motivated by this hybrid design, we adopt an autoregressive + diffusion framework in our study. However, the optimal architecture in this framework remains unclear. The autoregressive model produces continuous intermediate visual features intended to approximate ground-truth image representations, raising two key questions. First, what should serve as the ground-truth embeddings: should we use a VAE or CLIP to encode images into continuous features? Second, once the

autoregressive model generates visual features, how do we optimally align them with the ground-truth image features, or more generally, how should we model the distribution of these continuous visual features: via a simple MSE loss, or by employing a diffusion-based approach? Thus, we conduct a comprehensive exploration of various design choices in the following section.

3 Image Generation in Unified Multimodal

In this section, we discuss the design choices involved in building the image generation model within a unified multimodal framework. We begin by exploring how images can be represented as continuous embeddings through encoder–decoder architectures, which play a foundational role in learning efficiency and generation quality.

3.1 Image Encoding and Reconstruction

Image generation typically begins by encoding an image into a continuous latent embedding using an encoder, followed by a decoder that reconstructs the image from this latent embedding. This encoding–decoding pipeline can effectively reduce the dimensionality of the input space in image generation, facilitating efficient training. In the following, we discuss two widely used encoder–decoder paradigms.

Variational Autoencoders Variational Autoencoders (VAEs) [12, 27] are a class of generative models that learn to encode images into a structured, continuous latent space. The encoder approximates the posterior distribution over the latent variables given the input image, while the decoder reconstructs the image from samples drawn from this latent distribution. Latent diffusion models build on this framework by learning to model the distribution of compressed latent representations, rather than raw image pixels. By operating in the VAE latent space, these models significantly reduce the dimensionality of the output space, thereby lowering computational costs and enabling more efficient training. After the denoising steps, the VAE decoder maps the generated latent embeddings into raw image pixels.

CLIP Encoder with Diffusion Decoder CLIP [26] models have become foundational encoders for image understanding tasks [18], owing to its strong ability to extract rich, high-level semantic features from images through contrastive training on large-scale image–text pairs. However, leveraging these features for image generation remains a non-trivial challenge, as CLIP was not originally designed for reconstruction tasks. Emu2 [31] presents a practical solution by pairing a CLIP-based encoder with a diffusion-based decoder. Specifically, it uses EVA-CLIP to encode images into continuous visual embeddings and reconstructs them via a diffusion model initialized from SDXL-base [24]. During training, the diffusion decoder is fine-tuned to use the visual embeddings from EVA-CLIP as conditions to recover the original image from Gaussian noise, while the EVA-CLIP remains frozen. This process effectively combines the CLIP and diffusion models into an image autoencoder: the CLIP encoder compresses an image into semantically rich latent embeddings, and the diffusion-based decoder reconstructs the image from these embeddings. Notably, although the decoder is based on diffusion architecture, it is trained with a reconstruction loss rather than probabilistic sampling objectives. Consequently, during inference, the model performs deterministic reconstruction.

Discussion These two encoder–decoder architectures, i.e., VAEs and CLIP-Diffusion, represent distinct paradigms for image encoding and reconstruction, each offering specific advantages and trade-offs. VAEs encode the image into low-level pixel features and offer better reconstruction quality. Furthermore, VAEs are widely available as off-the-shelf models and can be integrated directly into image generation training pipelines. In contrast, CLIP-Diffusion requires additional training to adapt the diffusion models to various CLIP encoders. However, CLIP-Diffusion architectures offer significant benefits in terms of image compression ratio. For example, in both Emu2 [31] and our experiments, each image regardless of its resolution can be encoded into a fixed length of 64 continuous vectors, providing both compact and semantically rich latent embeddings. By contrast, VAE-based encoders tend to produce a longer sequence of latent embeddings for higher-resolution inputs, which increases the computational burden in the training procedure.

3.2 Modeling Latent Image Representation

After obtaining continuous image embeddings, we proceed to model them using autoregressive architectures. Given a user prompt (e.g., “A young woman with freckles wearing a straw hat.”), we first encode the prompt into a sequence of embedding vectors \mathbf{C} using the autoregressive model’s input embedding layer, and append a learnable query vector \mathbf{Q} to \mathbf{C} , where \mathbf{Q} is randomly initialized and optimized during training. As the combined sequence $[\mathbf{C}; \mathbf{Q}]$ is processed through the autoregressive transformer, \mathbf{Q} learns to attend to and extract relevant semantic information from the prompt \mathbf{C} . The resulting \mathbf{Q} is interpreted as the intermediate visual features or latent representation generated by the autoregressive model, and is trained to approximate the ground-truth image feature \mathbf{X} (obtained from VAE or CLIP). In the following, we introduce two training objectives: Mean Squared Error (MSE) and Flow Matching, for learning to align \mathbf{Q} with the ground-truth image embedding \mathbf{X} .

MSE Loss The Mean Squared Error (MSE) loss is a straightforward and widely used objective for learning continuous image embeddings [7, 31]. Given the predicted visual features \mathbf{Q} produced by the autoregressive model and the ground-truth image features \mathbf{X} , we first apply a learnable linear projection to align the dimensionality of \mathbf{Q} with that of \mathbf{X} . The MSE loss is then formulated as:

$$\mathcal{L}_{\text{MSE}} = \|\mathbf{X} - \mathbf{W}\mathbf{Q}\|_2^2,$$

where \mathbf{W} denotes the learnable projection matrix.

Flow Matching Note that using MSE loss only aligns the predicted image features \mathbf{Q} with the mean value of the target distribution. An ideal training objective would model the probability distribution of continuous image representation. We propose to use flow matching [16], a diffusion framework that can sample from a target continuous distribution by iterative transporting samples from a prior distribution (e.g., Gaussian). Given a ground-truth image feature \mathbf{X}_1 and the condition \mathbf{Q} encoded by an autoregressive model, at each training step, we sample a timestep $t \sim \mathcal{U}(0, 1)$, and noise $\mathbf{X}_0 \sim \mathcal{N}(0, 1)$. Then diffusion transformer learns to predict the velocity $\mathbf{V}_t = \frac{d\mathbf{X}_t}{dt}$ at the timestep t conditioned on \mathbf{Q} , in the direction of \mathbf{X}_1 . Following previous work [19], we compute \mathbf{X}_t by a simple linear interpolation between \mathbf{X}_0 and \mathbf{X}_1 :

$$\mathbf{X}_t = t\mathbf{X}_1 + (1 - t)\mathbf{X}_0,$$

and the analytical solution of \mathbf{V}_t can be expressed as:

$$\mathbf{V}_t = \frac{d\mathbf{X}_t}{dt} = \mathbf{X}_1 - \mathbf{X}_0.$$

Finally, the training objective is defined as:

$$\mathcal{L}_{\text{Flow}}(\theta) = \mathbb{E}_{(\mathbf{X}_1, \mathbf{Q}) \sim \mathcal{D}, t \sim \mathcal{U}(0, 1), \mathbf{X}_0 \sim \mathcal{N}(0, 1)} [\|\mathbf{V}_\theta(\mathbf{X}_t, \mathbf{Q}, t) - \mathbf{V}_t\|^2],$$

where θ is the diffusion transformer’s parameters, and $\mathbf{V}_\theta(\mathbf{X}_t, \mathbf{Q}, t)$ denotes the predicted velocity based on an instance $(\mathbf{X}_1, \mathbf{Q})$, timestep t , and noise \mathbf{X}_0 .

Discussion Unlike discrete tokens, which inherently support sampling-based strategies for exploring diverse generation paths, continuous representations lack this property. Specifically, under an MSE-based training objective, the predicted visual features \mathbf{Q} becomes nearly deterministic for a given prompt. As a result, the output images, regardless of whether the visual decoder is based on VAEs or CLIP + Diffusion architectures, remain almost identical across multiple inference runs. This determinism highlights a key limitation of the MSE objective: it constrains the model to produce a single, fixed output for each prompt, thereby limiting generation diversity.

In contrast, the flow matching framework enables the model to inherit the stochasticity of the diffusion process. This allows the model to generate diverse image samples conditioned on the same prompt, facilitating broader exploration of the output space. However, this flexibility comes at the cost of increased model complexity. Flow matching introduces additional learnable parameters compared to MSE. In our implementation, we use a diffusion transformer (DiT), and empirically find that scaling its capacity yields significant performance improvements.

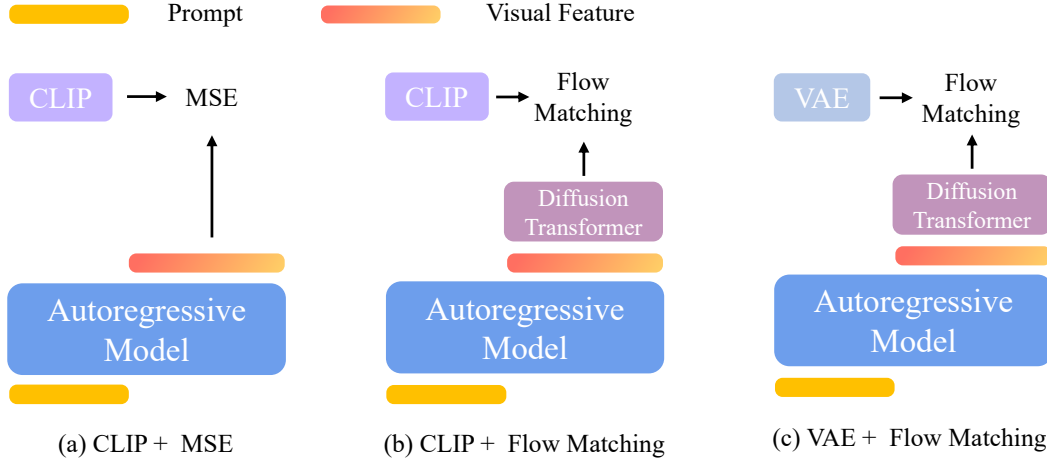


Figure 3: Three design choices for image generation in unified multimodal model. All designs use a **Autoregressive + Diffusion** framework but vary in their image generation components. For the flow matching loss, we keep the autoregressive model frozen and only fine-tune the image generation module to preserve the model’s language capabilities.

3.3 Design Choices

The combination of different image encoder–decoder architectures and training objectives gives rise to a range of design choices for image generation models. These design choices, illustrated in Figure 3, significantly influence both the quality and controllability of the generated images. In this section, we summarize and analyze the trade-offs introduced by different encoder types (e.g., VAEs vs. CLIP encoders) and loss functions (e.g., MSE vs. Flow Matching).

CLIP + MSE Following Emu2 [31], Seed-X [7] and Metamorph [33], we use CLIP to encode images into 64 fixed-length semantic-rich visual embeddings. The autoregressive model is trained to minimize the Mean Squared Error (MSE) loss between the predicted visual features \mathbf{Q} and the ground-truth CLIP embedding \mathbf{X} , as illustrated in Figure 3(a). During inference, given a text prompt \mathbf{C} , the autoregressive model predicts the latent visual features \mathbf{Q} , which is subsequently passed to a diffusion-based visual decoder to reconstruct the real image.

CLIP + Flow Matching As an alternative to MSE loss, we employ flow matching loss to train the model to predict ground-truth CLIP embeddings, as illustrated in Figure 3(b). Given a prompt \mathbf{C} , the autoregressive model generates a sequence of visual features \mathbf{Q} . These features are used as conditions to guide the diffusion process, yielding a predicted CLIP embedding to approximate the ground-truth CLIP features. In essence, the inference pipeline involves two diffusion stages: the first uses the conditioning visual features \mathbf{Q} to iteratively denoise into CLIP embeddings. And the second converts these CLIP embeddings into real images by diffusion-based visual decoder. This approach enables stochastic sampling at the first stage, allowing for greater diversity in image generation.

VAE + Flow Matching We can also use flow matching loss to predict the ground truth VAE features seen in Figure 3(c), which is similar to MetaQuery [23]. At inference time, given a prompt \mathbf{C} , the autoregressive model produces visual features \mathbf{Q} . Then, conditioning on \mathbf{Q} and iteratively removing noise at each step, the real images are generated by the VAE decoder.

VAE + MSE Because our focus is on autoregressive + diffusion framework, we exclude VAE + MSE approaches, as they do not incorporate any diffusion module.

Implementation Details To compare various design choices, we use Llama-3.2-1B-Instruct as autoregressive model. Our training data consists of CC12M [3], SA-1B [13], and JourneyDB [30], amounting to approximately 25 million samples. For CC12M and SA-1B, we utilize the detailed captions generated by LLaVA, while for JourneyDB we use the original captions. The detailed description of image generation architecture using flow matching loss is provided in Section 5.1.

Results We report the FID score [10] on MJHQ-30k [15] for visual aesthetic quality, along with GenEval [8] and DPG-Bench [11] metrics for evaluating prompt alignment. We plot the results for each design choice at approximately every 3,200 training steps. Figure 4 shows that CLIP + Flow Matching achieves the best prompt alignment scores on both GenEval and DPG-Bench, while VAE + Flow Matching produces the lowest (best) FID, indicating superior aesthetic quality. However, FID has inherent limitations: it quantifies stylistic deviation from the target image distribution and often overlooks true generative quality and prompt alignment. In fact, our FID evaluation of GPT-4o on the MJHQ-30k dataset produced a score of around 30.0, underscoring that FID can be misleading in the image generation evaluation. In general, our experiments demonstrate CLIP + Flow Matching as the most effective design choice.

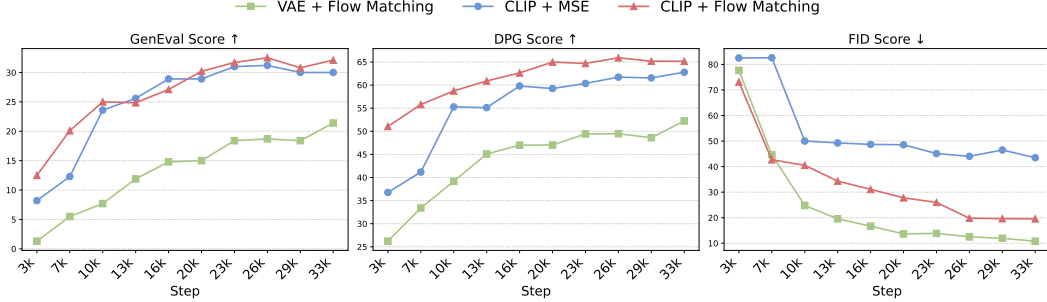


Figure 4: Comparison of different design choices.

Discussion In this section, we present a comprehensive evaluation of various design choices for image generation within a unified multimodal framework. Our results clearly show that CLIP’s features produce more compact and semantically rich representations than VAE features, yielding higher training efficiency. Autoregressive models more effectively learn these semantic-level features compared to pixel-level features. Furthermore, flow matching proves to be a more effective training objective for modeling the image distribution, resulting in greater sample diversity and enhanced visual quality.

Finding 1

When integrating image generation into a unified model, autoregressive models more effectively learn the semantic-level features (CLIP) compared to pixel-level features (VAE).

Finding 2

Adopting flow matching as the training objective better captures the underlying image distribution, resulting in greater sample diversity and enhanced visual quality.

4 Training Strategies for Unified Multimodal

Building on our image generation study, the next step is to develop a unified model that can perform both image understanding and image generation. We use CLIP + Flow Matching for the image generation module. Since image understanding also operates in CLIP’s embedding space, we align both tasks within the same semantic space, enabling their unification. In this context, we discuss two training strategies to achieve this integration.

4.1 Joint Training Versus Sequential Training

Joint Training Joint training of image understanding and image generation has become a common practice in recent works such as Metamorph [33], Janus-Pro [4], and Show-o [38]. Although these methods adopt different architectures for image generation, all perform multitask learning by mixing data for image generation and understanding.

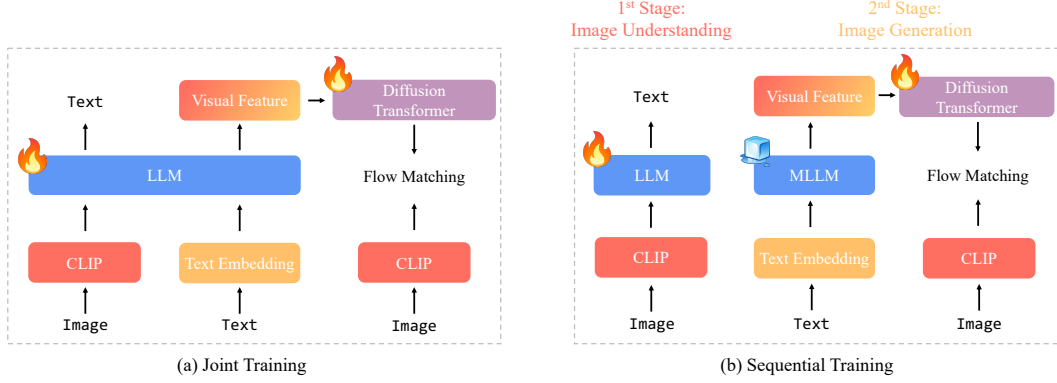


Figure 5: Joint Training vs. Sequential Training: Joint training performs multitask learning by mixing image-understanding and image-generation data, updating both the autoregressive backbone and the generation module simultaneously. Sequential training separates the process: first, the model is trained only on image-understanding tasks; then the autoregressive backbone is frozen and only the image-generation module is trained in a second stage.

Sequential Training Instead of training image understanding and generation together, we follow a two-stage approach. In the first stage, we train only the image understanding module. In the second stage, we freeze the MLLM backbone, and train only the image generation module like LMFusion [28] and MetaQuery [23].

4.2 Discussion

In joint training setting, although image understanding and generation tasks possibly benefit each other as demonstrated by Metamorph [33], two critical factors influence their synergistic effect: (i) the total data size and (ii) the data ratio between image understanding and generation data. In contrast, sequential training offers greater flexibility: It lets us freeze the autoregressive backbone and maintain the image understanding capability. We can dedicate all training capacity to image generation, avoiding any inter-task effects in joint training. Also motivated by LMFusion [28] and MetaQuery [23], we will choose sequential training to construct our unified multimodal model and defer joint training to future work.

5 BLIP3-o: Our State-of-the-Art Unified Multimodal

Based on our findings, we adopt CLIP + Flow Matching and sequential training to develop our own state-of-the-art unified multimodal model BLIP3-o.

5.1 Model Architecture

We develop two different size models: 8B parameter model trained on proprietary data and 4B parameter model using **only open source data**. Given the existence of strong open source image understanding models, such as Qwen 2.5 VL [2], we skip image understanding training stage and build our image generation module directly on Qwen 2.5 VL. In the 8B model, we freeze the Qwen2.5-VL-7B-Instruct backbone and train the diffusion transformers, totaling 1.4 B trainable parameters. The 4B model follows the same image generation architecture but uses Qwen2.5-VL-3B-Instruct as backbone.

Diffusion Transformer Architecture We leverage the architecture of the Lumina-Next model [44] for our DiT. The Lumina-Next model is built on the improved Next-DiT architecture, a scalable and efficient diffusion transformer designed for text-to-image and general multimodal generation. It introduces 3D Rotary Position Embedding to encode spatial-temporal structure across time, height, and width without relying on learnable position tokens. Each transformer block employs sandwich

normalization (RMSNorm before and after attention/MLP) and Grouped-Query Attention to enhance stability and reduce computation. Based on empirical results, this architecture achieves fast, high-quality generation.

5.2 Training Recipe

Stage 1: Pretraining for Image Generation For 8B model, we combine around 25 million open-source data (CC12M [3], SA-1B [13], and JourneyDB [30]) with an additional 30 million proprietary images. All image captions are generated by Qwen2.5-VL-7B-Instruct, yielding detailed descriptions with an average length of 120 tokens. To improve generalization to varying prompt lengths, we also include around 10% (6 million) shorter captions with around 20 tokens from CC12M [3]. Each image-caption pair is formatted with the prompt: “Please generate an image based on the following caption: <caption>“. For the fully open-source 4B model, we use 25 million publicly available images, from CC12M [3], SA-1B [13], and JourneyDB [30], each paired with the same detailed captions. We also mix in around 10% (3 million) short captions sourced from CC12M [3]. **To support the research community, we release 25 million detailed captions and 3 million short captions.**

Stage 2: Instruction Tuning for Image Generation After the image generation pre-training stage, we observe several weaknesses in the model:

- Generate complex human gestures, e.g. One person is nocking an arrow.
- Generate common objects, such as various fruits and vegetables.
- Generate landmarks, for example, Golden Gate Bridge.
- Generate simple text, e.g. The word ‘Salesforce’ written on a street surface.

Although these categories were intended to be covered during pretraining, the limited size of our pretraining corpus meant they weren’t adequately addressed. To remedy this, we perform instruction tuning focused specifically on these domains. For each category, we prompt GPT-4o to generate roughly 10k prompt-image pairs, creating a targeted dataset that improves the model’s ability to handle these cases. To improve visual aesthetics quality, we also expand our data with prompts drawn from JourneyDB [30] and DALL-E 3. This process yields a curated collection of approximately 60k high quality prompt-image pairs. We also release this 60k instruction tuning dataset.

5.3 Results

For baseline comparison, we include the following unified models: EMU2 Chat [31], Chameleon [32], Seed-X [7], VILA-U [36], LMFusion [28], Show-o [38], EMU3 [34], MetaMorph [33], TokenFlow [25], Janus [35], and Janus-Pro [4].

Image Understanding In the image understanding task, we evaluate the benchmark performance on VQAv2 [9], MMBench [20], SeedBench [14], MM-Vet [41], MME-Perception and MME-Cognition [6], MMMU [42], TextVQA [29], and RealWorldQA [37]. As shown in Table 1, our BLIP3-o 8B achieves the best performance in most benchmarks.

Image Generation In the image generation benchmark, we report GenEval [8] and DPG-Bench [11] to measure prompt alignment, WISE [22] to evaluate world knowledge reasoning capability. As shown in Table 2, BLIP3-o 8B achieves a GenEval score of 0.84, a WISE score of 0.62, but scores lower on DPG-Bench. Because model-based evaluation for DPG-Bench can be unreliable, we complement these results with a human study on all DPG-Bench prompts in the next section. Furthermore, we also find our instruction tuning dataset BLIP3o-60k yields immediate gains: using only 60k prompt-image pairs, both prompt alignment and visual aesthetics improve markedly, and many generation artifacts are quickly reduced. Although this instruction tuning dataset cannot fully resolve some difficult cases, such as complex human gestures generation, it nonetheless delivers a substantial boost in overall image quality.

Model	VQAv2	MMBench	SEED	MM-Vet	MME-P	MME-C	MMMU	RWQA	TEXTVQA
EMU2 Chat 34B	-	-	62.8	48.5	-	-	34.1	-	66.6
Chameleon 7B	-	19.8	27.2	8.3	202.7	-	22.4	39.0	0.0
Chameleon 34B	-	32.7	-	9.7	604.5	-	38.8	39.2	0.0
Seed-X 17B	63.4	70.1	66.5	43.0	1457.0	-	35.6	-	-
VILA-U 7B	79.4	66.6	57.1	33.5	1401.8	-	32.2	46.6	48.3
LMFusion 16B	-	-	72.1	-	1603.7	367.8	41.7	60.0	-
Show-o 1.3B	69.4	-	-	-	1097.2	-	27.4	-	-
EMU3 8B	75.1	58.5	68.2	37.2	1243.8	266.1	31.6	57.4	64.7
MetaMorph 8B	-	75.2	71.8	-	-	-	41.8	58.3	60.5
TokenFlow-XL 14B	77.6	76.8	72.6	48.2	1551.1	371.1	43.2	56.6	77.6
Janus 1.3B	77.3	75.5	68.3	34.3	1338.0	-	30.5	-	-
Janus Pro 7B	-	79.2	72.1	50.0	1567.1	-	41.0	-	-
BLIP3-o 4B	75.9	78.6	73.8	60.1	1527.7	632.9	46.6	60.4	78.0
BLIP3-o 8B	83.1	83.5	77.5	66.6	1682.6	647.1	50.6	69.0	83.1

Table 1: Results on image understanding benchmarks. We highlight the best results in **bold**.

Finding 3

The model can rapidly adapt to GPT-4o style, enhancing both prompt alignment and visual quality. The model learns more effectively from AI-generated images than from real images.

Model	GenEval	DPG-Bench	WISE	Janus Pro Wins	Tie	Our Model Wins
Chameleon 7B	0.39	-	-	1433 44.9%	151 4.7%	1611 50.4%
Seed-X 17B	0.51	-	-			
LLaVAFusion 16B	0.63	-	-			
Show-o 1.3B	0.68	67.27	0.35			
EMU3 8B	0.66	80.60	0.39			
TokenFlow-XL 14B	0.63	73.38	-			
Janus 1.3B	0.61	79.68	0.18			
Janus Pro 7B	0.80	84.19	0.35			
BLIP3-o 4B	0.81	79.36	0.50			
BLIP3-o 8B	0.84	81.60	0.62			

Visual Quality	Prompt Alignment
1470 46.1%	1643 51.5%

Table 2: Image generation benchmark results.

Figure 6: Human study results for DPG-Bench between Janus Pro and our model.

5.4 Human Study

In this section, we conduct a human evaluation comparing BLIP3-o 8B and Janus Pro 7B on about 1,000 prompts drawn from the DPG-Bench. For each prompt, annotators compare image pairs side by side on two metrics:

- Visual Quality: the instruction is “All images were generated from the same text input using different methods. Please select the BEST image you prefer based on visual appeal, such as layout, clarity, object shapes, and overall cleanliness.”
- Prompt Alignment: the instruction is “All images were generated from the same text input using different methods. Please select the image with the BEST image-text content alignment.”

Each metric was assessed in two separate rounds, resulting in roughly 3,000 judgments per criterion. As illustrated in Figure 6, BLIP3-o outperforms Janus Pro on both visual quality and prompt alignment, even though Janus Pro achieves a higher DPG score in Table 2. The p -values for Visual Quality and Prompt Alignment are $5.05e-06$ and $1.16e-05$, respectively, indicating that our model significantly outperforms Janus Pro with high statistical confidence.

6 Future Work

We are currently extending our unified multimodal to downstream tasks such as image editing, multi-turn visual dialogue, and interleaved generation. As a first step, we will focus on image reconstruction:

feeding images into the image understanding vision encoder and then reconstructing them via the image generation model, to seamlessly bridge image understanding and generation. Building on this capability, we will collect instruction tuning datasets to adapt the model to various downstream applications.

7 Related Work

Recent studies have highlighted unified multimodal, capable of both image understanding and generation, as a promising avenue of research. For example, SEED-X [7], Emu-2 [31], and MetaMorph [33] train image features via regression losses, while Chameleon [32], Show-o [38], EMU3 [34], and Janus [35, 4] adopt an autoregressive discrete token prediction paradigm. In parallel, DreamLLM [5] and Transfusion [43] leverage diffusion objectives for visual generation. To our knowledge, we present the first systematic study of design choice in the autoregressive and diffusion framework.

Regarding the unified model training strategy, LMFusion [28] builds on the frozen MLLM backbone while incorporating transformer modules for image generation using Transfusion [43]. A key similarity between our approach and LMFusion is that both methods freeze the MLLM backbone and train only the image-specific components. However, LMFusion incorporates parallel transformer modules for image diffusion, significantly expanding the model size. In contrast, our method introduces a relatively lightweight diffusion head to enable image generation, maintaining a more manageable overall model size. Concurrent work MetaQuery [23] also uses learnable queries to bridge frozen pre-trained MLLMs with pre-trained diffusion models, but the diffusion models are in VAE + Flow Matching strategy instead of the more efficient CLIP + Flow Matching one in our BLIP3-o.

8 Conclusion

In summary, we have presented the first systematic exploration of hybrid autoregressive and diffusion architectures for unified multimodal modeling, evaluating three critical aspects: image representation (CLIP vs. VAE features), training objective (Flow Matching vs. MSE), and training strategy (joint vs. sequential). Our experiments demonstrate that CLIP embeddings paired with a flow matching loss deliver both faster training efficiency and higher quality outputs. Building on these insights, we introduce BLIP3-o, a family of state-of-the-art unified models enhanced with a 60k instruction tuning dataset BLIP3o-60k that substantially improves prompt alignment and visual aesthetics. We are actively working on applications for the unified model, including iterative image editing, visual dialogue, and step-by-step visual reasoning.

A Prompt used in Figure 2

- A blue BMW parked in front of a yellow brick wall.
- A woman twirling in a sunlit alley lined with colorful walls, her summer dress catching the light mid-spin.
- A group of friends having a picnic.
- A lush tropical waterfall, ‘Deep Learning’ on a reflective metal road sign.
- A blue jay standing on a large basket of rainbow macarons.
- A sea turtle swimming above a coral reef.
- A young woman with freckles wearing a straw hat, standing in a golden wheat field.
- Three people.
- A man talking animatedly on the phone, his mouth moving rapidly.
- A wildflower meadow at sunrise, ‘BLIP3o’ projected onto a misty surface.
- A rainbow-colored ice cavern, ‘Salesforce’ drawn in the wet sand.

- A giant glass bottle filled with a miniature summer forest inside.
- Walk through of frozen streets of Manhattan, New York City—frozen trees and a frozen Empire State Building.
- A lighthouse standing alone in a stormy sea
- A lone wolf beneath shimmering northern lights.
- A glowing deer walking through a neon-lit futuristic jungle.
- A couple walking hand in hand through a vibrant autumn park, leaves gently falling around them.
- A curious vessel, shaped like a giant green broccoli, floating on a sparkling ocean under bright sunlight.
- ‘Transformer’ written on the road.
- ‘Diffusion’ on the blue T-shirt.
- A golden retriever lying peacefully on a wooden porch, with autumn leaves scattered around.
- A raccoon wearing a detective’s hat, solving mysteries with a magnifying glass.
- A cyberpunk woman with glowing tattoos and a mechanical arm beneath a holographic sky.
- The reflection of a snowy mountain peak in a crystal-clear alpine lake, forming a perfect mirror image.
- A man sipping coffee on a sunny balcony filled with potted plants, wearing linen clothes and sunglasses, basking in the morning light.

References

- [1] Introducing 4o image generation. <https://openai.com/index/introducing-4o-image-generation/>, 2025.
- [2] Shuai Bai, Keqin Chen, Xuejing Liu, Jialin Wang, Wenbin Ge, Siboz Song, Kai Dang, Peng Wang, Shijie Wang, Jun Tang, et al. Qwen2. 5-vl technical report. *arXiv preprint arXiv:2502.13923*, 2025.
- [3] Soravit Changpinyo, Piyush Sharma, Nan Ding, and Radu Soricut. Conceptual 12m: Pushing web-scale image-text pre-training to recognize long-tail visual concepts. In *Proceedings of the IEEE/CVF conference on computer vision and pattern recognition*, pages 3558–3568, 2021.
- [4] Xiaokang Chen, Zhiyu Wu, Xingchao Liu, Zizheng Pan, Wen Liu, Zhenda Xie, Xingkai Yu, and Chong Ruan. Janus-pro: Unified multimodal understanding and generation with data and model scaling. *arXiv preprint arXiv:2501.17811*, 2025.
- [5] Runpei Dong, Chunrui Han, Yuang Peng, Zekun Qi, Zheng Ge, Jinrong Yang, Liang Zhao, Jian-jian Sun, Hongyu Zhou, Haoran Wei, et al. Dreamllm: Synergistic multimodal comprehension and creation. *arXiv preprint arXiv:2309.11499*, 2023.
- [6] Chaoyou Fu, Peixian Chen, Yunhang Shen, Yulei Qin, Mengdan Zhang, Xu Lin, Jinrui Yang, Xiawu Zheng, Ke Li, Xing Sun, Yunsheng Wu, and Rongrong Ji. Mme: A comprehensive evaluation benchmark for multimodal large language models, 2024.
- [7] Yuying Ge, Sijie Zhao, Jinguo Zhu, Yixiao Ge, Kun Yi, Lin Song, Chen Li, Xiaohan Ding, and Ying Shan. Seed-x: Multimodal models with unified multi-granularity comprehension and generation. *arXiv preprint arXiv:2404.14396*, 2024.
- [8] Dhruva Ghosh, Hannaneh Hajishirzi, and Ludwig Schmidt. Geneval: An object-focused framework for evaluating text-to-image alignment. *Advances in Neural Information Processing Systems*, 36:52132–52152, 2023.
- [9] Yash Goyal, Tejas Khot, Douglas Summers-Stay, Dhruv Batra, and Devi Parikh. Making the v in vqa matter: Elevating the role of image understanding in visual question answering. In *Proceedings of the IEEE conference on computer vision and pattern recognition*, pages 6904–6913, 2017.
- [10] Martin Heusel, Hubert Ramsauer, Thomas Unterthiner, Bernhard Nessler, and Sepp Hochreiter. Gans trained by a two time-scale update rule converge to a local nash equilibrium. *Advances in neural information processing systems*, 30, 2017.
- [11] Xiwei Hu, Rui Wang, Yixiao Fang, Bin Fu, Pei Cheng, and Gang Yu. Ella: Equip diffusion models with llm for enhanced semantic alignment. *arXiv preprint arXiv:2403.05135*, 2024.
- [12] Diederik P Kingma, Max Welling, et al. Auto-encoding variational bayes, 2013.
- [13] Alexander Kirillov, Eric Mintun, Nikhila Ravi, Hanzi Mao, Chloe Rolland, Laura Gustafson, Tete Xiao, Spencer Whitehead, Alexander C Berg, Wan-Yen Lo, et al. Segment anything. In *Proceedings of the IEEE/CVF international conference on computer vision*, pages 4015–4026, 2023.
- [14] Bohao Li, Rui Wang, Guangzhi Wang, Yuying Ge, Yixiao Ge, and Ying Shan. Seed-bench: Benchmarking multimodal llms with generative comprehension. *arXiv preprint arXiv:2307.16125*, 2023.
- [15] Daiqing Li, Aleks Kamko, Ehsan Akhgari, Ali Sabet, Linmiao Xu, and Suhail Doshi. Playground v2. 5: Three insights towards enhancing aesthetic quality in text-to-image generation. *arXiv preprint arXiv:2402.17245*, 2024.
- [16] Yaron Lipman, Ricky T. Q. Chen, Heli Ben-Hamu, Maximilian Nickel, and Matt Le. Flow matching for generative modeling. *CoRR*, abs/2210.02747, 2022.
- [17] Yaron Lipman, Ricky TQ Chen, Heli Ben-Hamu, Maximilian Nickel, and Matt Le. Flow matching for generative modeling. *arXiv preprint arXiv:2210.02747*, 2022.

- [18] Haotian Liu, Chunyuan Li, Qingyang Wu, and Yong Jae Lee. Visual instruction tuning. *Advances in neural information processing systems*, 36:34892–34916, 2023.
- [19] Xingchao Liu, Chengyue Gong, and Qiang Liu. Flow straight and fast: Learning to generate and transfer data with rectified flow. *CoRR*, abs/2209.03003, 2022.
- [20] Yuan Liu, Haodong Duan, Yuanhan Zhang, Bo Li, Songyang Zhang, Wangbo Zhao, Yike Yuan, Jiaqi Wang, Conghui He, Ziwei Liu, et al. Mmbench: Is your multi-modal model an all-around player? *arXiv preprint arXiv:2307.06281*, 2023.
- [21] Xu Ma, Peize Sun, Haoyu Ma, Hao Tang, Chih-Yao Ma, Jialiang Wang, Kunpeng Li, Xiaoliang Dai, Yujun Shi, Xuan Ju, et al. Token-shuffle: Towards high-resolution image generation with autoregressive models. *arXiv preprint arXiv:2504.17789*, 2025.
- [22] Yuwei Niu, Munan Ning, Mengren Zheng, Bin Lin, Peng Jin, Jiaqi Liao, Kunpeng Ning, Bin Zhu, and Li Yuan. Wise: A world knowledge-informed semantic evaluation for text-to-image generation. *arXiv preprint arXiv:2503.07265*, 2025.
- [23] Xichen Pan, Satya Narayan Shukla, Aashu Singh, Zhuokai Zhao, Shlok Kumar Mishra, Jialiang Wang, Zhiyang Xu, Jiahui Chen, Kunpeng Li, Felix Juefei-Xu, et al. Transfer between modalities with metaqueries. *arXiv preprint arXiv:2504.06256*, 2025.
- [24] Dustin Podell, Zion English, Kyle Lacey, Andreas Blattmann, Tim Dockhorn, Jonas Müller, Joe Penna, and Robin Rombach. Sdxl: Improving latent diffusion models for high-resolution image synthesis. *arXiv preprint arXiv:2307.01952*, 2023.
- [25] Liao Qu, Huichao Zhang, Yiheng Liu, Xu Wang, Yi Jiang, Yiming Gao, Hu Ye, Daniel K Du, Zehuan Yuan, and Xinglong Wu. Tokenflow: Unified image tokenizer for multimodal understanding and generation. *arXiv preprint arXiv:2412.03069*, 2024.
- [26] Alec Radford, Jong Wook Kim, Chris Hallacy, Aditya Ramesh, Gabriel Goh, Sandhini Agarwal, Girish Sastry, Amanda Askell, Pamela Mishkin, Jack Clark, et al. Learning transferable visual models from natural language supervision. In *International conference on machine learning*, pages 8748–8763. PmLR, 2021.
- [27] Danilo Jimenez Rezende, Shakir Mohamed, and Daan Wierstra. Stochastic backpropagation and approximate inference in deep generative models. In *International conference on machine learning*, pages 1278–1286. PMLR, 2014.
- [28] Weijia Shi, Xiaochuang Han, Chunting Zhou, Weixin Liang, Xi Victoria Lin, Luke Zettlemoyer, and Lili Yu. Llamafusion: Adapting pretrained language models for multimodal generation. *arXiv preprint arXiv:2412.15188*, 2024.
- [29] Amanpreet Singh, Vivek Natarajan, Meet Shah, Yu Jiang, Xinlei Chen, Dhruv Batra, Devi Parikh, and Marcus Rohrbach. Towards vqa models that can read. In *Proceedings of the IEEE/CVF conference on computer vision and pattern recognition*, pages 8317–8326, 2019.
- [30] Keqiang Sun, Junting Pan, Yuying Ge, Hao Li, Haodong Duan, Xiaoshi Wu, Renrui Zhang, Aojun Zhou, Zipeng Qin, Yi Wang, Jifeng Dai, Yu Qiao, Limin Wang, and Hongsheng Li. Journeydb: A benchmark for generative image understanding. In Alice Oh, Tristan Naumann, Amir Globerson, Kate Saenko, Moritz Hardt, and Sergey Levine, editors, *Advances in Neural Information Processing Systems 36: Annual Conference on Neural Information Processing Systems 2023, NeurIPS 2023, New Orleans, LA, USA, December 10 - 16, 2023*, 2023.
- [31] Quan Sun, Yufeng Cui, Xiaosong Zhang, Fan Zhang, Qiying Yu, Yueze Wang, Yongming Rao, Jingjing Liu, Tiejun Huang, and Xinlong Wang. Generative multimodal models are in-context learners. In *Proceedings of the IEEE/CVF Conference on Computer Vision and Pattern Recognition*, pages 14398–14409, 2024.
- [32] Chameleon Team. Chameleon: Mixed-modal early-fusion foundation models. *arXiv preprint arXiv:2405.09818*, 2024.

- [33] Shengbang Tong, David Fan, Jiachen Zhu, Yunyang Xiong, Xinlei Chen, Koustuv Sinha, Michael Rabbat, Yann LeCun, Saining Xie, and Zhuang Liu. Metamorph: Multimodal understanding and generation via instruction tuning. *arXiv preprint arXiv:2412.14164*, 2024.
- [34] Xinlong Wang, Xiaosong Zhang, Zhengxiong Luo, Quan Sun, Yufeng Cui, Jinsheng Wang, Fan Zhang, Yueze Wang, Zhen Li, Qiying Yu, et al. Emu3: Next-token prediction is all you need. *arXiv preprint arXiv:2409.18869*, 2024.
- [35] Chengyue Wu, Xiaokang Chen, Zhiyu Wu, Yiyang Ma, Xingchao Liu, Zizheng Pan, Wen Liu, Zhenda Xie, Xingkai Yu, Chong Ruan, et al. Janus: Decoupling visual encoding for unified multimodal understanding and generation. *arXiv preprint arXiv:2410.13848*, 2024.
- [36] Yecheng Wu, Zhuoyang Zhang, Junyu Chen, Haotian Tang, Dacheng Li, Yunhao Fang, Ligeng Zhu, Enze Xie, Hongxu Yin, Li Yi, et al. Vila-u: a unified foundation model integrating visual understanding and generation. *arXiv preprint arXiv:2409.04429*, 2024.
- [37] x.ai. Grok 1.5v: The next generation of ai. <https://x.ai/blog/grok-1.5v>, 2023. Accessed: 2024-07-26.
- [38] Jinheng Xie, Weijia Mao, Zechen Bai, David Junhao Zhang, Weihao Wang, Kevin Qinghong Lin, Yuchao Gu, Zhijie Chen, Zhenheng Yang, and Mike Zheng Shou. Show-o: One single transformer to unify multimodal understanding and generation. *arXiv preprint arXiv:2408.12528*, 2024.
- [39] Le Xue, Manli Shu, Anas Awadalla, Jun Wang, An Yan, Senthil Purushwalkam, Honglu Zhou, Viraj Prabhu, Yutong Dai, Michael S Ryoo, et al. xgen-mm (blip-3): A family of open large multimodal models. *arXiv preprint arXiv:2408.08872*, 2024.
- [40] Zhiyuan Yan, Junyan Ye, Weijia Li, Zilong Huang, Shenghai Yuan, Xiangyang He, Kaiqing Lin, Jun He, Conghui He, and Li Yuan. Gpt-imgeval: A comprehensive benchmark for diagnosing gpt4o in image generation. *arXiv preprint arXiv:2504.02782*, 2025.
- [41] Weihao Yu, Zhengyuan Yang, Linjie Li, Jianfeng Wang, Kevin Lin, Zicheng Liu, Xinchao Wang, and Lijuan Wang. Mm-vet: Evaluating large multimodal models for integrated capabilities. *arXiv preprint arXiv:2308.02490*, 2023.
- [42] Xiang Yue, Yuansheng Ni, Kai Zhang, Tianyu Zheng, Ruoqi Liu, Ge Zhang, Samuel Stevens, Dongfu Jiang, Weiming Ren, Yuxuan Sun, et al. Mmmu: A massive multi-discipline multimodal understanding and reasoning benchmark for expert agi. In *Proceedings of the IEEE/CVF Conference on Computer Vision and Pattern Recognition*, pages 9556–9567, 2024.
- [43] Chunting Zhou, Lili Yu, Arun Babu, Kushal Tirumala, Michihiro Yasunaga, Leonid Shamis, Jacob Kahn, Xuezhe Ma, Luke Zettlemoyer, and Omer Levy. Transfusion: Predict the next token and diffuse images with one multi-modal model. *arXiv preprint arXiv:2408.11039*, 2024.
- [44] Le Zhuo, Ruoyi Du, Han Xiao, Yangguang Li, Dongyang Liu, Rongjie Huang, Wenze Liu, Lirui Zhao, Fu-Yun Wang, Zhanyu Ma, et al. Lumina-next: Making lumina-t2x stronger and faster with next-dit. *arXiv preprint arXiv:2406.18583*, 2024.