

Variational formulations of transport on combinatorial meshes

Kiprian Berbatov^{a,*}, Andrey P. Jivkov^{a,**}

^a*Department of Mechanical and Aerospace Engineering, The University of Manchester, Oxford Road, Manchester M13 9PL, UK*

Abstract

We develop analogues of the primal and mixed variational formulations of the conservation laws describing transport of scalar physical properties for topological spaces referred to as cell complexes. The development is restricted to cell complexes with cells having connectivity of simple polytopes. Such spaces are suitable representations of physical systems composed of elements of different apparent topological dimensions, where all elements might have individual properties, and elements of a given dimension might interact via common elements of lower dimensions. This modelling foundation can be considered as intermediate between the foundation for particle-based modelling, which is the discrete topology, and the foundation for continuum modelling, which is the smooth topology. The new foundation offers advantages for the analysis of the behaviour of physical systems with complex internal structures. The development is based on a calculus with combinatorial differential forms which is a discrete analogue of the smooth exterior calculus with differential forms. We call the resulting calculus combinatorial mesh calculus (CMC) as it is based on combinatorial meshes, for which embedding is forgotten and only the connectivity between cells and measures of the cells are used in calculations. We discuss how the obtained formulation is specialised for several different problems, including mass diffusion, heat conduction, fluid flow in porous media, and charge diffusion, and provide details about the formulation of initial boundary value problems for these transport cases. Examples and results for selected boundary value problems are given to demonstrate the capabilities of the CMC formulations.

Keywords: Exterior calculus, Combinatorial mesh calculus, Combinatorial differential forms, Initial boundary value problems, Primal weak formulation, Mixed weak formulation

1. Introduction

1.1. Motivation

Modern experimental techniques are revealing, with increasing details, the complexity of the internal structures of materials [1, 2] and the evolution of these structures caused by various forces [3, 4]. The observations clearly show that *the internal structures on any length scale consist of finite-size components that appear with different dimensions*. For example, relative to the bulk on a given length scale, monolithic materials contain defects, and composites contain intentionally inserted inclusions that appear as points, lines, and surfaces. Specifically, at the polycrystalline level, metals and alloys appear to be collections of 3D (grains), 2D (grain or interphase boundaries) and 1D (boundary junctions). At sub-grain level, they appear to have 3D (regions with perfect atomic lattice), 2D (stacking faults), and 1D (dislocations) components. This view can be extended to the atomic scale, where the 3D components are the Wigner-Seitz cells around atoms, while the 2D and 1D components are their faces and edges [5].

The behaviour of a structure at a given length scale emerges from interactions between components of all dimensions. Assuming local interactions, this means that in principle *any given component affects all components of lower dimensions on its boundary, as well as all components of higher dimensions which have it on their boundaries*. The observations also clearly show that *the evolution of a structure at a given length scale is a sequence of discrete, finite changes* of the arrangement, and/or shape, and/or size, and/or nature of its components due to, e.g., shear, separation, diffusion, dissolution, chemical/electrochemical reactions, etc. The components of different dimensions and nature react to and transmit differently the evolution forces, i.e., the internal structures localise and channel the evolution.

The understandings of the finiteness of microstructural components and evolution events, as well as the geometry of local interactions, are not consistently reflected in the existing methods for materials' modelling. The state-of-the-art offers advanced representations of observed structures [6–9] but the descriptions of interactions and evolution mechanisms do not respect all observations because of the constraints imposed by their topological foundations. The descriptions used to date have been developed for two conceivable topologies: a discrete topology, $T(D)$, where the system is considered as a collection of finitely many distinct constituents (points or particles); and a continuous/smooth topology, $T(C)$, where the system is considered as a collection of infinitely many infinitesimal points forming a smooth manifold.

$T(D)$ is the foundation for several modelling approaches, most popular of which are molecular dynamics [10], peridynamics [11], smoothed particle hydrodynamics [12], and discrete element method [13]. $T(D)$ dictates operations

*Corresponding author: kiprian.berbatov@manchester.ac.uk

**Corresponding author: andrey.jivkov@manchester.ac.uk

with discrete fields over constituents or pairs of constituents, namely discretely distributed *extensive* physical properties (mass, energy, momenta, charge), discretely distributed fluxes of these properties, and discretely distributed material characteristics (diffusivity, conductivity, stiffness, etc.). The resulting methods are useful for capturing atomic and mesoscopic phenomena but their representation of material structures lacks explicit topological connectivity, making it difficult to enforce constraints and predict emergent material behaviours accurately. Furthermore, their lack of an intrinsic notion of volume means that they struggle to handle long-range interactions effectively. A significant drawback of $T(D)$ -based methods is the necessity for heuristic force laws, which may not always be physically justified.

$T(C)$ is the foundation for continuum physics and mechanics [14]. These operate with fields of *intensive* (averaged) physical properties, which are densities of the extensive properties. This foundation leads to formulations of the conservation laws in integral (weak) form and, under the assumption of locally continuous fields, in differential (strong) form. With very few exceptions with specific domain geometries and boundary conditions, the continuum formulations have no closed-form solutions and require approximate numerical approaches. The most popular are the finite element methods [15], the finite difference methods [16], and the finite volume methods [17]. These methods effectively capture macroscopic mechanical properties but struggle with representing discontinuities such as cracks, defects, and phase boundaries. These are presently considered by different numerical approximations, such as cohesive zone models [18, 19], extended finite element method [20, 21], and phase-field methods [22, 23]. The latter use artificial smoothing to handle sharp transitions, which can lead to inaccuracies in representing localized phenomena. Finally, continuum-based methods rely on constitutive laws that may not always adequately capture the complexities of real-world materials, particularly in cases involving extreme deformations, multi-phase interactions, or non-equilibrium processes.

The constraints of the discrete and continuous topologies can be avoided by adopting another topological foundation for modelling - cell complexes. These are collections of cells of different topological dimensions arranged/glued following specific rules and are studied in algebraic topology [24, 25]. Unlike the continuum approach, which relies on smooth differentiable manifolds, or discrete particle methods that lack explicit topological structure, cell complexes naturally encode the connectivity and geometry of complex material domains. This makes them particularly well-suited for modelling materials with intricate microstructures, such as polycrystalline metals, composite materials, and biological tissues. Therefore, we will refer to cell complexes as the natural topology $T(N)$.

In a previous work [26], we showed a formulation of the conservation of scalar quantities (mass, energy, charge) in cell complexes that was analogous to the strong (differential) form in the continuum settings. The formulation used combinatorial differential forms, introduced by Forman [27], for which we proposed the metric-dependent operations required to describe the physics, showed the construction of boundary value problems on cell complexes, and applied the method to analysis of diffusion in composites with complex arrangements of components. One drawback of the strong form's analogue is the approximate way of applying Neumann boundary conditions. The weak (integral) formulations of the conservation laws avoid this approximation.

1.2. Contribution

The aim of this work is to develop the two weak formulations of conservation of scalar quantities on cell complexes – primal (in terms of the scalar potential only), and mixed (in terms of the scalar potential and the quantity flow rate). The weak formulations with combinatorial differential forms are analogous to the continuum weak formulations with exterior differential forms. The latter have not been published to date to the best of our knowledge. It is therefore necessary and instructive to make this contribution first before describing the discrete analogues. This also helps to identify the similarities and differences between the continuum and discrete operations and formulations. The continuum formulations are derived directly with exterior differential forms, without reference to the traditional vector calculus. To this end, we provide an overview of smooth exterior calculus in Section 2 and then derive the continuum formulations in Section 3. The basic notions and operations related to cell complexes required for this work will be introduced in Section 4. These are then used to describe the physics on cell complexes in Section 5, with rigorous description of the boundary conditions for (initial) boundary value problems. The $T(N)$ -based formulations are used to solve a series of boundary value problems with domain geometries and boundary conditions that have closed form (exact) continuum solutions to facilitate comparison. Selected examples are given in Section 6, and a larger set of examples can be found at <https://github.com/kipiberbatov/cmc>.

The sections are broken down into items named discussion, definition, notation, remark, proposition, corollary, formulation, and example, which are numbered consecutively to facilitate cross-referencing. All unary operators (excluding taking the additive inverse) have higher precedence than binary operators (excluding taking exponents). For instance, $fv \wedge w$ will mean $(fv) \wedge w$. Further, we record extensively the physical dimensions of the quantities, operators, and equations we discuss. If a quantity v has dimension X , we will write $v[X]$ when we want to record the dimension of v , and $[[v]] = X$ when we do calculations with dimensions. Physical dimensions will be represented by the SI quantities for mass M , length L , time T , temperature θ , and charge C . (All except the last one are base SI quantities; for historical reasons electric current $I = CT^{-1}$ is used instead of C as a base quantity, but we prefer charge since it is a conserved property of matter.) If an operator φ takes quantities $v_1[X_1], \dots, v_n[X_n]$ and returns a quantity $\varphi(v_1, \dots, v_n)[YX_1 \dots X_n]$, we will say that φ is of dimension Y , and write $\varphi[Y]$ or $[[\varphi]] = Y$. Finally, for equations, if $v[X]$ and $w[X]$, we will emphasise their dimensions in equalities, writing $v = w[X]$.

2. Overview of exterior calculus

Discussion 2.1. In this section, we provide an overview of the exterior calculus apparatus required in the rest of the work. Some basic knowledge of general topology is required. Experience with smooth manifolds is also beneficial, although we introduce the terminology we use anyway. A comprehensive book on smooth manifolds is, for instance, [28]. We find many benefits in using exterior calculus instead of vector calculus.

1. There is a clear distinction between manifold's intrinsic (non-metric) calculus (Section 2.1) and (additional) calculus depending on a structure such as a Riemannian metric (Section 2.2). This elucidates the distinction between different types of physical relations and the mapping of these relations straightforwardly to their discrete counterparts, for which we build a similar calculus.
2. Physical quantities are represented by differential forms ready to be integrated over their respective domains. In contrast, in 3D vector calculus, there are only scalar and vector fields, and is impossible to differentiate between “scalar” quantities living on 0- and 3-cells, and “vector” quantities living on 1-cells and 2-cells. Terms like **pseudo-scalar fields** and **pseudo-vector fields** are often used, but they are related to sign invariance under change of orientation. Because sign invariance is an important notion, we will use of the term **pseudo-forms**.
3. Differential forms can express extensive physical quantities, not just densities (intensive ones).
4. The post-processing of non-primary quantities in their respective formulations, such as flow rate in primal formulations and potential in mixed formulations, is clear in the respective discrete formulations.

2.1. Topological operations

Definition 2.2. Let $D \in \mathbb{N}$, M be a topological space. We say that M is a **locally Euclidean of dimension D** (write it $\dim M = D$) if every point $x \in M$ has a neighbourhood U homeomorphic to \mathbb{R}^D (x is an **interior point**), or a neighbourhood U homeomorphic to the half-space $\mathbb{R}_{\geq 0} \times \mathbb{R}^{D-1}$ (x is a **boundary point**). A **chart** on M is a pair (U, φ) , where U is an open subset of M and $\varphi: U \rightarrow \mathbb{R}^D$ (interior chart), or $\varphi: U \rightarrow \mathbb{R}_{\geq 0} \times \mathbb{R}^{D-1}$ (boundary chart) is a homeomorphism. A chart (U, φ) generates a **local coordinate system**, denoted by $\{x^p\}_{p=1}^D$, where for $y \in U$, $x^p(y) := (\varphi(y))^p$ (here, for $z \in \mathbb{R}^D$, z^p is the p^{th} component of z).

We say that M is a **topological manifold with boundary** if it is locally Euclidean, Hausdorff and second countable; Hausdorffness and second countability are technical requirements that will not be discussed. An **atlas** on M is a collection of charts whose domains cover M . A **smooth atlas** is an atlas such that all **transition maps** between two charts (U, φ) and (V, ψ) are smooth in the sense of multivariable calculus, i.e.,

$$\varphi|_{U \cap V} \circ \psi^{-1} \quad (2.1)$$

are smooth maps; their domain and codomain are subsets of \mathbb{R}^D . A **smooth manifold with boundary** is a topological manifold with boundary supplied with a smooth atlas. The **boundary** ∂M of M consists of all boundary points of M . It is a manifold without boundary with $\dim(\partial M) = D - 1$.

Definition 2.3. Let M and N be smooth manifolds with boundary, $\dim M = D$, $\dim N = D'$. A function $f: M \rightarrow \mathbb{R}$ is **smooth** if for every smooth charts (U, φ) of M and (V, ψ) of N the multivariable function

$$\psi|_{V \cap f(U)} \circ f|_U \circ \varphi^{-1} \quad (2.2)$$

is smooth in the sense of multivariable calculus; its domain and codomain are subsets of \mathbb{R}^D and $\mathbb{R}^{D'}$, respectively. The set of smooth functions between M and N will be denoted by $\mathcal{C}^\infty(M, N)$. A smooth function $f \in \mathcal{C}^\infty(M, N)$ is called a **diffeomorphism** if it is invertible and its inverse is also smooth. f is called **embedding**, if it restricts to a diffeomorphism to its image.

Remark 2.4. When $N = \mathbb{R}$ we will use the notation

$$\mathcal{F}M := \mathcal{C}^\infty(M, \mathbb{R}). \quad (2.3)$$

Under pointwise addition, multiplication, and scalar multiplication, $\mathcal{F}M$ forms an algebra over \mathbb{R} . Disregarding scalar multiplication, $\mathcal{F}M$ is a **commutative ring with unity**, and as such will serve as a base ring for the $(\mathcal{F}M)$ -**modules** of vector fields and differential forms. (Recall that a **module over commutative ring with unity** is the straightforward generalisation of a vector space over field, the base being the more general structure of a commutative ring with unity instead of a field.)

Definition 2.5. Let M be a smooth manifold, $S \subseteq M$ that is a smooth manifold in its own. S is called a **submanifold** of M if the **inclusion map** $\iota_S: S \rightarrow M$, $\iota(s) = s$ is an embedding. For instance, ∂M is a submanifold of M . Also, any open subset of M is a submanifold of M .

Definition 2.6. Let M be a smooth manifold, $x \in M$. A **tangent vector at x** is a map

$$v: \mathcal{F}M \rightarrow \mathbb{R} \quad (2.4)$$

with the following property: for any $f, g \in \mathcal{F}M$,

$$v(fg) = v(f) \cdot g(x) + f(x) \cdot v(g). \quad (2.5)$$

The space of all tangent vectors at x is called the **tangent space at x** , denoted by $T_x M$. It is a real vector space.

Definition 2.7. Let M be a smooth manifold of dimension D . A **vector field** on M is a **derivation** on $\mathcal{F}M$, i.e., a map

$$X: \mathcal{F}M \rightarrow \mathcal{F}M \quad (2.6)$$

that is \mathbb{R} -linear and for all $f, g \in \mathcal{F}M$,

$$X(fg) = (Xf) \cdot g + f \cdot (Xg). \quad (2.7)$$

The space of vector fields over M will be denoted by $\mathfrak{X}M$. It is a real vector space but also an $(\mathcal{F}M)$ -module with the following multiplication: for every $f \in \mathcal{F}M$, $X \in \mathfrak{X}M$, $fX \in \mathfrak{X}M$ is defined so that for each $g \in \mathcal{F}M$,

$$(fX)(g) = f \cdot (Xg). \quad (2.8)$$

Remark 2.8. Any vector field X can be restricted to a tangent vector $X|_x$ at x as follows: for any $f \in \mathcal{F}M$,

$$X|_x(f) := (Xf)(x). \quad (2.9)$$

Conversely, if a tangent vector is defined in a *continuous fashion* at every point x , this gives rise to a vector field on M . The precise definition requires the theory of bundles and sections which will not be discussed here.

Remark 2.9. It can be proven [28, Corollary 3.3] that for any $y \in M$, $T_y M$ is a D -dimensional real vector space, and $\mathfrak{X}M$ is a D -dimensional module over $\mathcal{F}M$. In local coordinates (Cartesian coordinates when $M = \mathbb{R}^D$) a vector field X and a tangent vector $X|_y$ have the representation

$$X = \sum_{p=1}^D f_p \frac{\partial}{\partial x^p}, \quad X|_y = \sum_{p=1}^D f_p(y) \frac{\partial}{\partial x^p} \Big|_y \quad (2.10)$$

for some smooth functions f_1, \dots, f_D . The operators $\partial/(\partial x^p)$ are the partial derivative operators.

Definition 2.10. Let R be a commutative ring with unity (for our purposes, \mathbb{R} or $\mathcal{F}M$ for some manifold M), V be a module over R .

The **dual space** V^* of V is defined as $\text{Hom}(V, R)$, the space of linear functions on V . If V is finite dimensional, $\dim V = D$, then also $\dim V^* = D$. To a basis (e_1, \dots, e_D) of V corresponds the **dual basis** (e^1, \dots, e^D) of V^* , so that for $1 \leq p, q \leq D$, $e^p(e_q) = \delta_q^p$, where δ_q^p is the **Kronecker delta** (1 if $p = q$ and zero if $p \neq q$).

The **exterior algebra** $\Lambda^\bullet V$ of V is the freest associative and alternating algebra containing V , i.e., it is the algebra generated by an associative operation \wedge , the **wedge (exterior) product**, subject to the **alternating property**: for all $v \in V$, $v \wedge v = 0$. From the alternating property it follows the antisymmetric property: for any $v, w \in V$, $v \wedge w = -w \wedge v$. When V is of dimension D with basis e_1, \dots, e_D , $\Lambda^\bullet V$ is decomposed into

$$\Lambda^\bullet V = \bigoplus_{p=0}^D \Lambda^p V. \quad (2.11)$$

Here, for $p \in \{0, \dots, D\}$, $\Lambda^p V$ is the space of p -**vectors**, having dimension $\binom{D}{p}$, and basis $e_{i_1} \wedge \dots \wedge e_{i_p}$, where $1 \leq i_1 < i_2 < \dots < i_p \leq D$ (when $p = 0$, the unit element $1 \in R$ forms a basis of $\Lambda^0 V$). It follows that the wedge product restricts to

$$\wedge_{p,q}: \Lambda^p V \times \Lambda^q V \rightarrow \Lambda^{p+q} V \quad (0 \leq p, q, p+q \leq D). \quad (2.12)$$

The antisymmetric property is generalised to the **graded commutative rule**: $\wedge_{q,p} = (-1)^{pq} \wedge_{p,q}$.

Definition 2.11. Let M be a smooth manifold of dimension D , $0 \leq p \leq D$. The space $\Omega^p M$ of **differential p -forms** on M is the space $\Lambda^p((\mathfrak{X}M)^*)$ of p -vectors on the $(\mathcal{F}M)$ -dual of $\mathfrak{X}M$. The space of differential forms $\Omega^\bullet M$ is defined by the following decomposition:

$$\Omega^\bullet M := \bigoplus_{p=0}^D \Omega^p M, \quad (2.13)$$

and is an exterior algebra of over $\mathcal{F}M$, together with \wedge , the **exterior product of differential forms**. In a local coordinate system $\{x^q\}_{q=1}^D$, for any $p \in \{0, \dots, D\}$, the space $\Omega^p M$ of p -forms is spanned by

$$dx^{i_1} \wedge \dots \wedge dx^{i_p}, \quad 1 \leq i_1 < i_2 < \dots < i_p \leq D. \quad (2.14)$$

Here, the 1-forms $\{dx^q\}_{q=1}^D$ form the basis of $\Omega^1 M = (\mathfrak{X}M)^*$ dual to the basis $\{\partial/(\partial x^q)\}_{q=1}^D$ of $\mathfrak{X}M$. If $y \in M$, then the **fibre** Ω_y^p can be formed as the exterior algebra (over \mathbb{R}) of the **cotangent space** $(T_y M)^*$, and the above $(\mathcal{F}M)$ -basis of $\Omega^p M$ restricts to the \mathbb{R} -basis of $\Omega_y^p = \Lambda^p((T_y M)^*)$ spanned by:

$$dx^{i_1}|_y \wedge \dots \wedge dx^{i_p}|_y, \quad 1 \leq i_1 < i_2 < \dots < i_p \leq D. \quad (2.15)$$

The wedge product \wedge is dimensionless.

Definition 2.12. Let M be a smooth manifold of dimension D . The **exterior derivative** of forms,

$$\begin{aligned} d_p: \Omega^p M &\rightarrow \Omega^{p+1} M \quad (0 \leq p < D), \\ d: \Omega^\bullet M &\rightarrow \Omega^\bullet M \quad (d = \bigoplus_{p=0}^{D-1} d_p) \end{aligned} \quad (2.16)$$

is an analytic operation on forms, and is the unique linear operation on forms that satisfies the following conditions:

1. (Ω^\bullet, d) is a **cochain complex**, i.e.,

$$d \circ d = 0 \quad (d_p \circ d_{p-1} = 0, \quad p = 1, \dots, D-1); \quad (2.17)$$

2. **graded Leibniz rule:** for $\omega \in \Omega^p M$ and $\eta \in \Omega^q M$,

$$d_{p+q}(\omega \wedge \eta) = d_p \omega \wedge \eta + (-1)^p \omega \wedge d_q \eta; \quad (2.18)$$

3. d_0 is the **differential** on functions, i.e., for a function $f \in \mathcal{F}M$, and a vector field $X \in \mathfrak{X}M$,

$$(df)(X) = X(f). \quad (2.19)$$

The above equations in a coordinate system $\{x^q\}_{q=1}^D$ takes the form

$$df = \sum_{q=1}^D \frac{\partial f}{\partial x^q} dx^q. \quad (2.20)$$

In algebraic terms all conditions except the last one mean that $(\Omega^\bullet M, \wedge, d)$ is a **differential graded algebra**. For any p the operator d_p is dimensionless, hence d is dimensionless as well.

Definition 2.13. Let M and N be smooth manifolds, $f: N \rightarrow M$ be a smooth function. The **pullback** of f is the unique linear map

$$f^*: \Omega^\bullet M \rightarrow \Omega^\bullet N, \quad f_p^*: \Omega^p M \rightarrow \Omega^p N, \quad (2.21)$$

satisfying the following conditions:

1. it is a cochain map:

$$d \circ f^* = f^* \circ d, \quad d_p \circ f_p^* = f_{p+1}^* \circ d_p; \quad (2.22)$$

2. it respects wedge products: for any $\omega, \eta \in \Omega^\bullet M$,

$$f^*(\omega \wedge \eta) = f^* \omega \wedge f^* \eta; \quad (2.23)$$

3. pullback coincides with composition for functions: for any $g \in \Omega^0 M = \mathcal{F}M$,

$$f^* g = g \circ f. \quad (2.24)$$

Example 2.14. Let $M = N = \mathbb{R}^2$,

$$f: N \rightarrow M, f(r, \varphi) = (r \cos \varphi, r \sin \varphi), \quad (2.25)$$

and take an arbitrary 2-form

$$\omega \in \Omega^2 N, \omega = g dx \wedge dy. \quad (2.26)$$

Denote $\tilde{g}(r, \varphi) = g(r \cos \varphi, r \sin \varphi)$. Then

$$\begin{aligned} (f^* \omega)(r, \varphi) &= (f^* g)(r, \varphi) f^*(dx) \wedge f^*(dy) \\ &= g(r \cos \varphi, r \sin \varphi) d(r \cos \varphi) \wedge d(r \sin \varphi) \\ &= \tilde{g}(r, \varphi) (\cos \varphi dr - r \sin \varphi d\varphi) \wedge (\sin \varphi dr + r \cos \varphi d\varphi) \\ &= r \tilde{g}(r, \varphi) dr \wedge d\varphi. \end{aligned} \quad (2.27)$$

Definition 2.15. Let M be a smooth manifold, S be a submanifold of ∂M , $\iota_S: S \rightarrow M$ be the inclusion map, i.e., $\iota_S(s) = s$ for all $s \in S$. The **trace** operator is defined by

$$\text{tr}_S := \iota_S^*: \Omega^\bullet M \rightarrow \Omega^\bullet S. \quad (2.28)$$

Example 2.16. Let $M = \{(x, y) \in \mathbb{R}^2 \mid x^2 + y^2 \leq 1\}$ be the unit disk, whose boundary is the unit circle $\partial M = \{(x, y) \in \mathbb{R}^2 \mid x^2 + y^2 = 1\}$, $\iota_{\partial M}: \partial M \rightarrow M$ be the inclusion map,

$$\omega \in \Omega^1 M, \omega(x, y) = -y dx + x dy. \quad (2.29)$$

We will express $\text{tr}_{\partial M} \omega = \iota_{\partial M}^* \omega \in \Omega^1(\partial M)$. Consider an open subset U of ∂M that does not contain the point $(1, 0)$. A local parametrisation of U is then given by

$$f: I \rightarrow U, f(\varphi) = (\cos \varphi, \sin \varphi), \quad (2.30)$$

where I is a subinterval of $(0, 2\pi)$. Then $\text{tr}_U \omega$ is expressed over I as

$$f^*(\text{tr}_U \omega) = -\sin \varphi d(\cos \varphi) + \cos \varphi d(\sin \varphi) = \sin^2 \varphi d\varphi + \cos^2 \varphi d\varphi = d\varphi \in \Omega^1 I. \quad (2.31)$$

Definition 2.17. Let M be a connected smooth manifold of dimension D , $\omega, \eta \in \Omega^D M$ be non-vanishing forms (that is, for any $x \in M$, $0 \neq \omega|_x \in \Omega_x^D$), $f \in \mathcal{F}M$ be the unique function satisfying $\omega = f\eta$. Its existence and uniqueness follow from $\dim_{\mathcal{F}M}(\Omega^D M) = 1$. We say that ω and η are in the same **orientation class** if $f > 0$, and are in the opposite orientation class if $f < 0$. There are no other possibilities since f is continuous, and ω and η are nowhere zero. Being in the same orientation class is an equivalence relation on the set of non-vanishing top-dimensional forms. There are two possibilities, depending on the topology of M :

1. there are no non-vanishing D -forms which makes M **non-orientable**;
2. there are non-vanishing D -forms on M , which gives two orientation classes on M , and making M **orientable**. A choice of such a class or is called an orientation on M , and the pair (M, or) is an **oriented manifold**.

If M is disconnected, each of its connected components can be oriented separately.

Example 2.18. Let $D \in \mathbb{N}$. The flat manifold \mathbb{R}^D has non-vanishing top-dimensional forms of the form

$$\omega = f dx^1 \wedge \dots \wedge dx^n, \quad (2.32)$$

for a smooth function $f: \mathbb{R}^D \rightarrow \mathbb{R} \setminus \{0\}$. The standard orientation of \mathbb{R}^D is characterised by $f > 0$ (with canonical representative $\omega = dx^1 \wedge \dots \wedge dx^n$, i.e., $f \equiv 1$), and the opposite orientation is characterised by $f < 0$.

Remark 2.19. Orientation is the first additional structure imposed on a smooth manifold. Indeed, a smooth manifold is a topological space with a smooth structure, from which we can canonically construct vector fields, differential forms, the wedge product and the exterior derivative. Orientation, however, is a choice of a sign that is not made canonically. It will be required for the definitions of integration of forms and the Hodge star operator (the latter requiring a metric structure as well).

With potential exceptions not considered in this article, invariant physical quantities should not depend on the choice of an orientation. For this reason we introduce the informal notion of **pseudo-forms**, that is differential forms that change sign when orientation changes. More generally, we can talk about **pseudo-objects**, that is objects that change sign when orientation changes. For instance, the amount form that we will define later is

a pseudo-form – integrating it leads to a positive amount, but since integration is also orientation-dependent, it must change sign when orientation is changed. Note that orientation-independent operators (like wedge product and exterior derivative) will not change the orientation type of an object, while orientation-dependent ones (like integration or Hodge star) will reverse it.

We can do the treatment of pseudo-objects formally, but that would require the introduction of orientation-aware analogues of all the operators we use, which will unnecessarily complicate our formalism. Note that the distinction between objects and pseudo-objects is usually not done extensively in the mathematical literature. It is usually clear when orientation is used but a careful analysis of differentiating between objects and pseudo-objects is lacking. We, however, believe it is worth mentioning, for the following reasons:

1. the analogical terms “pseudo-scalars” and “pseudo-vectors”, which may be considered special cases in our formalism, are notably used by physicists to distinguish between orientation-dependent and orientation-independent quantities, the latter having more explicit physical meaning;
2. just like the notion of *physical dimension* gives a “reality check” for invariance under scalar multiplication, the distinction between forms and pseudo-forms checks invariance under orientation reversal. Note, that we will systematically analyse the physical dimensions of all objects and operators in this article. For instance, just like two non-zero objects of different dimensions cannot be equal, a non-zero form and a non-zero pseudo-form could not be equal as well.

Definition 2.20. Let M be a smooth manifold with boundary, $a \in \partial M$, $v \in T_a M \setminus T_a(\partial M)$. We say that v is **inward-pointing** if there exists $\delta > 0$ and a smooth curve $\gamma: [0, \delta) \rightarrow M$, such that $\gamma(0) = a$ and $\gamma'(0) = v$. The equality $\gamma'(0) = v$ is defined as follows: for any smooth function $f: M \rightarrow \mathbb{R}$ ($f \in \mathcal{F}M$),

$$v(f) = (f \circ \gamma)'(0), \quad (2.33)$$

where the right hand side is the standard derivative of the real-valued function $f \circ \gamma: [0, \delta) \rightarrow \mathbb{R}$. We say that v is **outward-pointing** if $-v$ is inward pointing.

Example 2.21. Let $M := \{(x, y) \in \mathbb{R}^2 \mid x^2 + y^2 \leq 1\}$ be the closed unit disk with boundary the unit circle $S := \partial M = \{(x, y) \in \mathbb{R}^2 \mid x^2 + y^2 = 1\}$. Consider a point $p_0 := (\cos \varphi_0, \sin \varphi_0) \in S$. Then the (Euler) vector field

$$v := \cos \varphi_0 \left. \frac{\partial}{\partial x} \right|_{p_0} + \sin \varphi_0 \left. \frac{\partial}{\partial y} \right|_{p_0} \quad (2.34)$$

is outward-pointing. Indeed, the curve $\gamma(t) = (1-t)(\cos \varphi_0, \sin \varphi_0)$ witnesses the fact that $-v$ is inward-pointing.

Definition 2.22. Let R be a commutative ring with unity, $D \in \mathbb{N}$, V be an R -module of dimension D . The **interior product**

$$i: V \rightarrow \text{Hom}(\Lambda^p V^*, \Lambda^{p-1} V^*), \quad p = 1, \dots, D, \quad (2.35)$$

is the unique bilinear map such that:

1. for any $v \in V$, i_v satisfies the graded Leibniz rule, i.e., for any $\omega \in \Lambda^p V^*$, $\eta \in \Lambda^q V^*$,

$$i_v(\omega \wedge \eta) = (i_v \omega) \wedge \eta + (-1)^p \omega \wedge (i_v \eta); \quad (2.36)$$

2. i is a pairing on covectors: for any $v \in V$ and $\omega \in \Lambda^1 V^* \simeq V^*$,

$$i_v \omega = \omega(v) \in R \simeq \Lambda^0 V. \quad (2.37)$$

Definition 2.23. Let M be an oriented smooth manifold of dimension D with boundary and orientation or_M , and S be an oriented $(D-1)$ -dimensional submanifold of ∂M with orientation or_S . Consider an outward-pointing vector field X on S . Since $\dim_{\mathcal{F}M}(\Omega^{D-1} S) = 1$, there exists unique smooth function $f: S \rightarrow \mathbb{R} \setminus \{0\}$ such that

$$i_X \text{or}_M = f \text{or}_S. \quad (2.38)$$

Since X may not be defined outside S , the above equation is understood locally at each point x of S , i.e.,

$$i_{X|_x}(\text{or}_M|_x) = f(x) \text{or}_S|_x \in \Omega_x^{D-1}. \quad (2.39)$$

Define the **relative orientation** between M and S as

$$\varepsilon(M, S) := \text{sign}(f) = \begin{cases} 1, & f > 0 \\ -1, & f < 0 \end{cases}. \quad (2.40)$$

If $\varepsilon(M, S) = 1$, we say that S has the **induced (boundary) orientation**.

Example 2.24. Let $M = \mathbb{R}_{\geq 0} \times \mathbb{R}^{D-1}$ be a half space whose boundary is $\partial M = \{0\} \times \mathbb{R}^{D-1}$. Then an outward-pointing vector field is $X := -\frac{\partial}{\partial x_1}$. The standard orientation on M is given by $\text{or}_M := dx^1 \wedge \dots \wedge dx^D$. Then the induced orientation on ∂M is given by

$$\text{or}_{\partial M} := i_X \text{or}_M = -dx^2 \wedge \dots \wedge dx^D. \quad (2.41)$$

Note that since all manifolds with boundary are represented locally by $\mathbb{R}_{\geq 0} \times \mathbb{R}^{D-1}$, this example is the archetypal way for finding induced orientation.

Discussion 2.25. Consider an oriented manifold M with boundary N , $D = \dim M$, and let P be an oriented $(D-2)$ -submanifold of N . Locally P divides N into exactly two parts N' and N'' . (This is the **diamond property** – there are exactly two “cells” between M and P . A similar property holds for convex polytopes as discussed in [29, Theorem 2.7 (iii)].) Moreover, if N' and N'' have the same orientations as N (the induced boundary orientation), then they will have opposite relative orientations with P , i.e., $\varepsilon(N', P) = -\varepsilon(N'', P)$. To allow for possible non-induced orientations on N' and N'' , we can write the following equality [26, Supplementary material, Proposition Appendix B.13] which is satisfied in general:

$$\varepsilon(M, N') \varepsilon(N', P) + \varepsilon(M, N'') \varepsilon(N'', P) = 0. \quad (2.42)$$

Definition 2.26. Let M be an oriented smooth manifold with boundary, $D = \dim M$,

$$\Omega_c^\bullet M := \{\omega \in \Omega^\bullet M \mid \text{supp}(\omega) \text{ is compact}\} \quad (2.43)$$

be the space of differential forms with compact support. The **integration of forms on M**

$$\int_M : \Omega_c^\bullet M \rightarrow \mathbb{R}, \quad (2.44)$$

is a linear map having the following properties:

1. additive property: if M is disconnected and can be partitioned into $M = M_1 \cup M_2$, then for any $\omega \in \Omega_c^D M$,

$$\int_M \omega = \int_{M_1} \text{tr}_{M_1} \omega + \int_{M_2} \text{tr}_{M_2} \omega; \quad (2.45)$$

2. change of variables formula: if $\varphi : N \rightarrow M$ is an orientation-preserving diffeomorphism (that is, φ^* maps orientation forms to orientation forms), then for any $\omega \in \Omega_c^D M$,

$$\int_M \omega = \int_N \varphi^* \omega; \quad (2.46)$$

3. Stokes-Cartan theorem: for any $\omega \in \Omega_c^{D-1} M$,

$$\int_M d\omega = \int_{\partial M} \text{tr}_{\partial M} \omega, \quad (2.47)$$

where ∂M is given the induced boundary orientation;

4. (base case) integration is function evaluation for 0-forms: for any singleton 0-dimensional manifold $\{x\}$ with orientation $\varepsilon \in \{-1, 1\}$, and any $f : \{x\} \rightarrow \mathbb{R}$,

$$\int_{\{x\}} f = \varepsilon f(x). \quad (2.48)$$

Integration is a dimensionless operation.

Corollary 2.27. Let M be an oriented smooth manifold with boundary, $D = \dim M$. An important consequence of the graded Leibniz rule, eq. (2.18), and the Stokes-Cartan theorem, eq. (2.47), is the **integration by parts formula**: for any $p \in \{0, \dots, D-1\}$, $\omega \in \Omega_c^p M$, $\eta \in \Omega_c^{D-p-1} M$,

$$\int_M (d\omega \wedge \eta) = \int_{\partial M} \text{tr}_{\partial M} (\omega \wedge \eta) - (-1)^p \int_M (\omega \wedge d\eta). \quad (2.49)$$

2.2. Metric operations

Definition 2.28. Let M be a smooth manifold. A **metric tensor** on M is a smooth map

$$g: \mathfrak{X}M \times \mathfrak{X}M \rightarrow \mathbb{R} \quad (2.50)$$

that is $(\mathcal{F}M)$ -linear, symmetric, and positive definite at each point of M . The resulting pair (M, g) is called a **Riemannian manifold**.

In our applications M is a space manifold and so it is useful to assume that g has physical dimensions \mathbb{L}^2 . Indeed, let $x \in M$ and $v \in T_x M$ be a tangent vector, $g|_x$ be the fibre of g at x . Then the length of v is defined as $\sqrt{g|_x}(v, v)$, and it is natural for it to have physical dimension $[[v]] \cdot \mathbb{L}$. Hence, g_x , and g as well, is of physical dimension \mathbb{L}^2 .

Remark 2.29. The metric tensor is a symmetric tensor, and in a local coordinate system can be represented as an expression of the form

$$g = \sum_{p,q=1}^D g_{p,q} dx^p \otimes dx^q, \quad g_{p,q} = g_{q,p}. \quad (2.51)$$

Here g is represented as an element of $(\mathfrak{X}M)^* \otimes (\mathfrak{X}M)^*$. As with differential forms, we can take pullbacks with respect to smooth maps $f: N \rightarrow M$, for some smooth manifold M , leading to the **pullback metric** f^*g . Importantly, when N is a submanifold of M and $\iota_N: N \rightarrow M$ is the embedding map, the pullback metric $\text{tr}_N g := \iota_N^* g$ is the **induced metric** on N .

Discussion 2.30. The metric tensor g on a smooth manifold M can be extended on 1-forms as the dual of g and, consequently, on p -forms for any $p \in \{0, \dots, D\}$. The resulting map will be denoted by g_p^* ,

$$g_p^*: \Omega^p M \times \Omega^p M \rightarrow \mathbb{R}, \quad (2.52)$$

and it has a physical dimension \mathbb{L}^{-2p} . Indeed, on 1-forms it has dimension \mathbb{L}^{-2} as it is the dual of g . On p -forms, the dimension when acting on 1-forms, \mathbb{L}^{-2} , is raised to the p^{th} power, hence \mathbb{L}^{-2p} . In local coordinates, the following expression holds for g_1^* :

$$g_1^* = \sum_{p,q=1}^D g^{p,q} \frac{\partial}{\partial x^p} \otimes \frac{\partial}{\partial x^q}, \quad (2.53)$$

where $\{g^{p,q} \mid p, q = 1, \dots, D\}$ is symmetric and the inverse matrix of $\{g_{p,q} \mid p, q = 1, \dots, D\}$.

Definition 2.31. Let (M, g) be an oriented Riemannian manifold of dimension D . The **volume (pseudo-)form**

$$\text{vol} \in \Omega^D M \quad (2.54)$$

is the unique form constructed as

$$\text{vol} = e^1 \wedge \dots \wedge e^D, \quad (2.55)$$

where (e^1, \dots, e^D) is a positively oriented orthonormal basis of $\Omega^1 M$ with respect to g_1^* . It is not hard to prove that vol is independent of the choice of a basis; the proof is omitted here. Changing the orientation of M switches the sign of vol , i.e., vol is a pseudo-form.

The volume form has a physical dimension \mathbb{L}^D , since the basis 1-forms are of dimensions \mathbb{L} .

Definition 2.32. Let (M, g) be an oriented compact Riemannian manifold of dimension D with a volume form vol , $0 \leq p \leq D$. The **Hodge star operator on p -forms**

$$\star_p: \Omega^p M \rightarrow \Omega^{D-p} M \quad (2.56)$$

is the unique operator satisfying the following condition: for any $\omega \in \Omega^p M$, $\eta \in \Omega^{D-p} M$,

$$g_{D-p}^*(\star_p \omega, \eta) \text{vol} = \omega \wedge \eta. \quad (2.57)$$

The physical dimension of \star_p is \mathbb{L}^{D-2p} . Indeed, the dimensions of ω and η cancel each other, and so

$$[[g_{D-p}^*]] [[\star_p]] [[\text{vol}]] = 1 \Rightarrow \mathbb{L}^{-2(D-p)} [[\star_p]] \mathbb{L}^D = 1 \Rightarrow [[\star_p]] = \mathbb{L}^{D-2p}. \quad (2.58)$$

Proposition 2.33. Let (M, g) be an oriented Riemannian manifold of dimension D with a volume form vol , $0 \leq p \leq D$. Then

$$\star_{D-p} \circ \star_p = (-1)^{p(D-p)} \text{id}_{\Omega^p M}. \quad (2.59)$$

Proof. Consider an oriented orthonormal basis (e^1, \dots, e^D) of $\Omega^1 M$, $\text{vol} := e^1 \wedge \dots \wedge e^D$ be the volume form. Let $I = (I_1, \dots, I_p)$, $1 \leq I_1 < \dots < I_p \leq D$ and $e_I := e^{I_1} \wedge \dots \wedge e^{I_p}$. Let J be the ordered complement of I (with respect to $(1, \dots, D)$), and $e^J := e^{J_1} \wedge \dots \wedge e^{J_{D-p}}$. Then $\star_p e^I = s e^J$ for some $s \in \{-1, 1\}$ (since taking the wedge product gives $e^1 \wedge \dots \wedge e^D = \text{vol}$ after reordering, taken into account by s), and similarly $\star_{D-p} e^J = t e^I$ for some $t \in \{-1, 1\}$. Then

$$s \text{ vol} = g_{D-p}^*(\star_p e^I, e^J) \text{ vol} = e^I \wedge e^J = (-1)^{p(D-p)} e^J \wedge e^I = (-1)^{p(D-p)} g_p^*(\star_{D-p} e^J, e^I) \text{ vol} = (-1)^{p(D-p)} t \text{ vol}, \quad (2.60)$$

from which it follows that $s = (-1)^{p(D-p)} t$ or $st = (-1)^{p(D-p)}$. Hence,

$$\star_{D-p} \star_p e^I = s t e^I = (-1)^{p(D-p)} e^I. \quad (2.61)$$

Since \star is (\mathcal{FM}) -linear, it follows that for any $\omega \in \Omega^p M$, $\star_{D-p} \star_p \omega = (-1)^{p(D-p)} \omega$. \square

Proposition 2.34. Let (M, g) be an oriented Riemannian manifold of dimension D , $0 \leq p \leq D$, $\omega, \eta \in \Omega^p M$. Then

$$g_{D-p}^*(\star_p \omega, \star_p \eta) = g_p^*(\omega, \eta). \quad (2.62)$$

Proof. Let vol be the volume form on ω . Then

$$\begin{aligned} g_{D-p}^*(\star_p \omega, \star_p \eta) \wedge \text{vol} &= \omega \wedge \star_p \eta \\ &= (-1)^{p(D-p)} \star_p \eta \wedge \omega \\ &= (-1)^{p(D-p)} g_p^*(\star_{D-p} \star_p \eta, \omega) \wedge \text{vol} \\ &= g_p^*(\eta, \omega) \wedge \text{vol} \\ &= g_p^*(\omega, \eta) \wedge \text{vol}. \end{aligned} \quad (2.63)$$

Since vol is an (\mathcal{FM}) -basis of $\Omega^D M$, we can cancel it, and get the required $g_{D-p}^*(\star_p \omega, \star_p \eta) = g_p^*(\omega, \eta)$. \square

Definition 2.35. Let (M, g) be an oriented compact Riemannian manifold of dimension D with a volume form vol . The **inner product** of p -forms

$$\langle \cdot, \cdot \rangle_p : \Omega^p M \times \Omega^p M \rightarrow \mathbb{R} \quad (2.64)$$

is defined by

$$\langle \omega, \eta \rangle_p = \int_M (g_p^*(\omega, \eta) \wedge \text{vol}). \quad (2.65)$$

It is independent of the chosen orientation since switching orientations switches both the signs of integration and the volume form. $\langle \cdot, \cdot \rangle_p$ has a physical dimension of $\mathbb{L}^{-2p} \mathbb{L}^D = \mathbb{L}^{D-2p}$. The inner product can be restricted to a submanifold S of M . To avoid confusion, we will write $\langle \omega, \eta \rangle_{S,p}$ in that case.

Remark 2.36. Let (M, g) be an oriented compact Riemannian manifold of dimension D , $0 \leq p \leq D$, $\omega \in \Omega^p M$, $\eta \in \Omega^{D-p} M$. Using the expressions for Hodge star (Equation (2.57)) and inner product (Equation (2.65)) leads to

$$\langle \star_p \omega, \eta \rangle_{D-p} = \int_M (g_p^*(\star_p \omega, \eta) \wedge \text{vol}) = \int_M (\omega \wedge \eta). \quad (2.66)$$

An analogue of this equation will be used as a definition of a discrete Hodge star (Equation (4.58)) because we will introduce inner product directly without defining a metric tensor.

Definition 2.37. Let M be a smooth manifold with boundary, $D = \dim M$, $\text{tr}_{\partial M} : \Omega^\bullet M \rightarrow \Omega^\bullet(\partial M)$ be the trace operator, $p \in \{0, \dots, D\}$. Define

$$\Omega_0^p M := \text{Ker tr}_{\partial M, p} = \{\omega \in \Omega^p M \mid \text{tr}_{\partial M} \omega = 0\}. \quad (2.67)$$

Since $\text{tr}_{\partial M, D} = 0$, $\Omega_0^D M = \Omega^D M$. Using

$$d_p \circ \text{tr}_{\partial M, p} = d_p \circ \iota_p^* = \iota_{p+1}^* \circ d_p = \text{tr}_{\partial M, p+1} \circ d_p, \quad (2.68)$$

it follows that the image of d_p on $\Omega_0^p M$ is contained in $\Omega_0^{p+1} M$. Hence, we can define the operator

$$\tilde{d}_p: \Omega_0^p M \rightarrow \Omega_0^{p+1} M \quad (2.69)$$

being the restriction of d_p .

Definition 2.38. Let (M, g) be an oriented compact Riemannian manifold of dimension D , $1 \leq p \leq D$. The **codifferential**

$$d_p^*: \Omega_0^p M \rightarrow \Omega_0^{p-1} M \quad (2.70)$$

is the adjoint of \tilde{d}_{p-1} with respect to the inner products $\langle \cdot, \cdot \rangle_p|_{\Omega_0^p M}$ and $\langle \cdot, \cdot \rangle_{p-1}|_{\Omega_0^{p-1} M}$, that is, for any $\omega \in \Omega_0^p M$, $\eta \in \Omega_0^{p-1} M$,

$$\langle \omega, \tilde{d}_{p-1} \eta \rangle_p = \langle d_p^* \omega, \eta \rangle_{p-1}. \quad (2.71)$$

The physical dimension of d_p^* is \mathbf{L}^{-2} . Indeed,

$$[[\langle \cdot, \cdot \rangle_p]] = [[d_p^*]] [[\langle \cdot, \cdot \rangle_{p-1}]] \Rightarrow \mathbf{L}^{D-2p} = [[d_p^*]] \mathbf{L}^{D-2(p-1)} \Rightarrow [[d_p^*]] = \mathbf{L}^{-2}. \quad (2.72)$$

Proposition 2.39. Let (M, g) be an oriented compact Riemannian manifold of dimension D , $p \in \{0, \dots, D-1\}$. Then

$$d_{D-p}^* \circ \star_p = (-1)^{p+1} \star_{p+1} \circ \tilde{d}_p. \quad (2.73)$$

In particular,

$$d_D^* \circ \star_0 = -\star_1 \circ \tilde{d}_0. \quad (2.74)$$

Proof. Let $\omega \in \Omega_0^p M$, $\eta \in \Omega_0^{D-p-1} M$. Then

$$\begin{aligned} \langle d_{D-p}^* \star_p \omega, \eta \rangle_{D-p-1} &= \langle \star_p \omega, \tilde{d}_{D-p-1} \eta \rangle_{D-p} \\ &= \int_M (\omega \wedge d_{D-p-1} \eta) \\ &= \int_{\partial M} (\text{tr}_{\partial M, p}(\omega) \wedge \text{tr}_{\partial M, D-p-1}(\eta)) + (-1)^{p+1} \int_M (d_p \omega \wedge \eta) \\ &= \langle (-1)^{p+1} \star_{p+1} \tilde{d}_p \omega, \eta \rangle_{D-p-1}. \end{aligned} \quad (2.75)$$

The proposition follows since ω and η are arbitrary. \square

3. Exterior calculus variational formulations

Notation 3.1. Throughout this section D will denote a positive integer, specifying the space dimension. For real applications D is expected to be 3 but in simpler models $D = 1$ or $D = 2$ may suffice. Since we are not going to make any special assumptions about the ambient space, we will work with arbitrary D . Moreover, many of the operators in this article have signs dependent on the space dimension, and so with general D we could capture these signs in a unified way.

Our model will be built on a bounded open body M , with fixed orientation, and embedded in Euclidean space \mathbb{R}^D . We assume that we have a scalar extensive quantity A , representing the **amount** of conserved quantity on M , with a given physical dimension \mathbf{X} ; examples include mass, energy, charge, volume.

We will also fix an initial time $t_0[\mathbf{T}]$ and the time interval $I = [t_0, \infty)$.

Time-dependent quantities will be mostly represented by objects whose domain is $C^\infty(I, S_1) \times \dots \times C^\infty(I, S_n)$, where S_1, \dots, S_n are vector spaces representing the spatial part. Previously introduced operators (wedge product, exterior derivative, pullback/trace, integration, metric tensor, inner product, Hodge star, codifferential) will be applied pointwise to the spatial parts S_1, \dots, S_n . In other words, if S is some other vector space, and we have an

operator $H: S_1 \times \dots \times S_n \rightarrow S$ (e.g., exterior derivative), we overload H to a map

$$H: \mathcal{C}^\infty(I, S_1) \times \dots \times \mathcal{C}^\infty(I, S_n) \rightarrow \mathcal{C}^\infty(I, S), \quad H(\omega_1, \dots, \omega_n)(t) := H(\omega_1(t), \dots, \omega_n(t)) \in S. \quad (3.1)$$

On the other hand, partial derivative with respect to time is overloaded to an operator on temporal objects, i.e.,

$$\frac{\partial}{\partial t}: \mathcal{C}^\infty(I, S) \rightarrow \mathcal{C}^\infty(I, S), \quad \frac{\partial \omega}{\partial t}(t) := \lim_{\tau \rightarrow 0} \frac{\omega(t + \tau) - \omega(t)}{\tau} \in S. \quad (3.2)$$

Definition 3.2. The **amount pseudo-form**

$$Q[X] \in \mathcal{C}^\infty(I, \Omega^D M) \quad (3.3)$$

is characterised as follows: for any D -dimensional subregion V of M , and any time interval $[t_1, t_2] \subset I$,

$$\text{“amount difference of } A \text{ inside } V \text{ in } [t_1, t_2]\text{”} = \int_V Q(t_2) - \int_V Q(t_1). \quad (3.4)$$

Definition 3.3. The **flow rate pseudo-form**

$$q[XT^{-1}] \in \mathcal{C}^\infty(I, \Omega^{D-1} M) \quad (3.5)$$

is characterised as follows. Let $[t_1, t_2] \subset I$ be a time interval, S be a $(D-1)$ -dimensional hypersurface on M . Consider a subregion V of M partitioned into two parts V_+ and V_- sharing S as a common boundary, with relative orientations $\varepsilon(V_+, S) = 1$ and $\varepsilon(V_-, S) = -1$. Define the **net flow** of the amount A through S in $[t_1, t_2]$ to be the difference between the flow from V_+ to V_- in $[t_1, t_2]$ and the flow from V_- to V_+ in $[t_1, t_2]$. Then

$$\text{“net flow of } A \text{ through } S \text{ in } [t_1, t_2]\text{”} = \int_{t_1}^{t_2} \int_S q \, dt. \quad (3.6)$$

Remark 3.4. In Equation (3.6) the perspective is from the point of view of the hypersurface S . However, if we view it through the eyes of V_+ , the aforementioned term is the **net outflow** of A from V_+ to V_- through S in $[t_1, t_2]$, while from the perspective of V_- it is the **net inflow** of A in V_- from V_+ through S in $[t_1, t_2]$.

Proposition 3.5. Let V be a subregion of M , $[t_1, t_2] \subset I$. Then

$$\text{“net outflow of } A \text{ from } V \text{ through its boundary in } [t_1, t_2]\text{”} = \int_{t_1}^{t_2} \int_{\partial V} q \, dt. \quad (3.7)$$

Proof. By definition, the boundary ∂V has the induced boundary orientation, i.e., $\varepsilon(V, \partial V) = 1$, $\varepsilon(M \setminus \bar{V}, \partial V) = -1$. The net outflow of A from V through its boundary in $[t_1, t_2]$, hence, equals to the net flow of A through ∂V in $[t_1, t_2]$, which by Definition 3.3 is $\int_{t_1}^{t_2} \int_{\partial V} q \, dt$. \square

Definition 3.6. The **internal production rate pseudo-form**

$$f[XT^{-1}] \in \mathcal{C}^\infty(I, \Omega^D M) \quad (3.8)$$

is characterised as follows: for any D -dimensional subregion V of M , and any time interval $[t_1, t_2] \subset I$,

$$\text{“internal production of } A \text{ inside } V \text{ in } [t_1, t_2]\text{”} = \int_{t_1}^{t_2} \int_V f \, dt. \quad (3.9)$$

Discussion 3.7 (Derivation of conservation law for transport phenomena). The conservation law for an extensive quantity A (e.g., energy) has the following intuitive formulation: for any D -dimensional subregion V of M , and any time interval $[t_1, t_2] \subset I$,

$$\begin{aligned} \text{“amount difference of } A \text{ inside } V \text{ between } t_2 \text{ and } t_1\text{”} &= \text{“net production of } A \text{ inside } V \text{ in } [t_1, t_2]\text{”} \\ &\quad - \text{“net outflow of } A \text{ through } \partial V \text{ in } [t_1, t_2]\text{”}. \end{aligned} \quad (3.10)$$

Having defined variables for denoting these quantities, we arrive at the equation

$$\int_V Q(t_2) - \int_V Q(t_1) = \int_{t_1}^{t_2} \int_V f \, dt - \int_{t_1}^{t_2} \int_{\partial V} q \, dt. \quad (3.11)$$

Using the Newton-Leibniz theorem for the first integral and the Stokes-Cartan theorem (Equation (2.47)) for the third integral, we get:

$$\int_{t_1}^{t_2} \left(\int_V \frac{\partial Q}{\partial t} \right) dt = \int_{t_1}^{t_2} \left(\int_V f \right) dt - \int_{t_1}^{t_2} \left(\int_V d_{D-1} q \right) dt. \quad (3.12)$$

Since V and $[t_1, t_2]$ are arbitrary, we can remove the integrals over them. Thus, we arrive at the differential formulation of the conservation law:

$$\frac{\partial Q}{\partial t} = f - d_{D-1} q. \quad (3.13)$$

Discussion 3.8 (Neumann boundary conditions). In formulations of initial-boundary value problems for transport phenomena, one type of boundary condition is the imposition of flow rate on part of the boundary, i.e., the prescription of flow rate between subregions touching the boundary and the external world. To formulate such constraint, let $\Gamma_{\mathbf{N}} \subseteq M$ be the part of the boundary where the flow rate is imposed,

$$g_{\mathbf{N}}: I \rightarrow \Omega_{\mathbf{N}}^{D-1} \quad (3.14)$$

be the **prescribed flow rate pseudo-form**. Then the Neumann boundary condition reads as

$$\text{tr}_{\Gamma_{\mathbf{N}}, D-1}(q) = g_{\mathbf{N}}. \quad (3.15)$$

Discussion 3.9 (Dirichlet boundary conditions and potential). The other common boundary condition, Dirichlet boundary condition, is related to the prescription of an intensive counterpart

$$u[\mathbf{Y}] \in \mathcal{C}^\infty(I, \Omega^0 M) \quad (3.16)$$

of the extensive quantity Q , called **potential**. Precisely, if $\Gamma_{\mathbf{D}}$ is the other part of the boundary of M , the **Dirichlet boundary**, so that

$$\partial M = \Gamma_{\mathbf{D}} \cup \Gamma_{\mathbf{N}}, \quad (3.17)$$

and

$$g_{\mathbf{D}} \in \mathcal{C}^\infty(I, \Omega^0 \Gamma_{\mathbf{D}}), \quad (3.18)$$

then the **Dirichlet boundary condition** is described by the equation

$$\text{tr}_{\Gamma_{\mathbf{D}}, 0}(u) = g_{\mathbf{D}}. \quad (3.19)$$

Remark 3.10. Potentials for mass (mass transfer), energy (heat transfer), charge (charge transport), volume (volume transport) are concentration, temperature, electric potential, and pressure respectively.

Discussion 3.11 (Relation between potential and amount). Let

$$\pi[\mathbf{X}\mathbf{Y}^{-1}\mathbf{L}^{-D}]: \mathcal{C}^\infty(I, \Omega^D M) \rightarrow \mathcal{C}^\infty(I, \Omega^D M) \quad (3.20)$$

be the **volumetric capacity** of the material. Define the **dual volumetric capacity**

$$\tilde{\pi}[\mathbf{X}\mathbf{Y}^{-1}\mathbf{L}^{-D}]: \mathcal{C}^\infty(I, \Omega^0 M) \rightarrow \mathcal{C}^\infty(I, \Omega^0 M) \quad (3.21)$$

by

$$\tilde{\pi} = \star_0^{-1} \circ \pi \circ \star_0 = \star_D \circ \pi \circ \star_0. \quad (3.22)$$

The potential u and the amount Q are related by the equation

$$\frac{\partial Q}{\partial t} = \pi \star_0 \frac{\partial u}{\partial t} = \star_0 \tilde{\pi} \frac{\partial u}{\partial t}. \quad (3.23)$$

Remark 3.12. In heat transfer the volumetric capacity is the volumetric heat capacity; in charge transport the volumetric capacity is the volumetric capacitance; in mass and volume transport the potentials are already the densities of the extensive quantities and so the respective volumetric capacities are not presented (they are identically 1).

Discussion 3.13 (Drivers for flow). The most common transport mechanisms of physical properties are diffusion and advection, which we will assume to be present in our model.

1. Diffusion is the spontaneous transport of A from regions with higher potential to neighbouring regions with lower potential. The driver for diffusive flow is the potential difference. The **diffusive flow rate** is expressed by the pseudo-form

$$q_{\mathcal{D}}[\mathbf{X}\mathbf{T}^{-1}] \in \mathcal{C}^\infty(I, \Omega^{D-1}M). \quad (3.24)$$

2. Advection is the bulk transport of A caused by the some prescribed volumetric flow rate, which is the driver for advective flow. The **advective flow rate** is expressed by the pseudo-form

$$q_{\mathcal{A}}[\mathbf{X}\mathbf{T}^{-1}] \in \mathcal{C}^\infty(I, \Omega^{D-1}M). \quad (3.25)$$

The total flow rate is the sum of diffusive and advective flow rates, i.e.,

$$q = q_{\mathcal{D}} + q_{\mathcal{A}}. \quad (3.26)$$

In the following paragraphs we will relate $q_{\mathcal{D}}$ and $q_{\mathcal{A}}$ to the other model's variables.

Discussion 3.14 (Constitutive law for diffusive flow rate). Let

$$\kappa[\mathbf{X}\mathbf{Y}^{-1}\mathbf{L}^{2-D}\mathbf{T}^{-1}]: \mathcal{C}^\infty(I, \Omega^{D-1}M) \rightarrow \mathcal{C}^\infty(I, \Omega^{D-1}M) \quad (3.27)$$

be the **conductivity** of the material, and

$$\tilde{u}[\mathbf{Y}\mathbf{L}^D] \in \mathcal{C}^\infty(I, \Omega^D M), \quad \tilde{u} = \star_0 u \quad (3.28)$$

be the **dual potential**. Then $q_{\mathcal{D}}$ is calculated via the **constitutive law**

$$q_{\mathcal{D}} = \kappa d_D^* \tilde{u} = \kappa d_D^* \star_0 u. \quad (3.29)$$

Discussion 3.15. Define the **dual conductivity**

$$\tilde{\kappa}[\mathbf{X}\mathbf{Y}^{-1}\mathbf{L}^{2-D}\mathbf{T}^{-1}]: \mathcal{C}^\infty(I, \Omega^1 M) \rightarrow \mathcal{C}^\infty(I, \Omega^1 M) \quad (3.30)$$

by

$$\tilde{\kappa} = \star_1^{-1} \circ \kappa \circ \star_1 = (-1)^{D-1} \star_{D-1} \circ \kappa \circ \star_1. \quad (3.31)$$

This means that

$$q_{\mathcal{D}} = \kappa d_D^* \star_0 u = -\kappa \star_1 d_0 u = -\star_1 \tilde{\kappa} d_0 u. \quad (3.32)$$

Remark 3.16. The conductivities for mass, heat energy, charge and volume transport are mass diffusivity, thermal conductivity, electrical conductivity and hydraulic conductivity. The respective constitutive laws are Fick's law of diffusion, Fourier's law, Ohm's law, and Darcy's law.

Discussed transport phenomena, their respective material properties and constitutive laws, and physical dimensions are summarised in [Table 1](#).

Discussion 3.17 (Description of advective flow rate). Let

$$v[\mathbf{L}^D \mathbf{T}^{-1}] \in \mathcal{C}^\infty(I, \Omega^{D-1}M) \quad (3.33)$$

be the **volumetric flow rate pseudo-form**, which is a prescribed quantity, e.g., calculated from a volume transport problem. It is characterised by the following property: for any two subregions V_+ and V_- with common boundary S (and respective positive and negative relative orientations with S), and any time interval $[t_1, t_2] \subset I$,

$$\text{“net volume outflow from } V_+ \text{ to } V_- \text{ through } S \text{ in } [t_1, t_2]\text{”} = \int_{t_1}^{t_2} \int_S v \, dt. \quad (3.34)$$

Table 1: Examples of transport phenomena

Phenomenon	Amount [X]	Potential [Y]	Volumetric capacity [XY ⁻¹ L ^{-D}]	Conductivity [XY ⁻¹ L ^{2-D} T ⁻¹]	Constitutive law
Mass transport	Mass [M]	Mass density [ML ^{-D}]	1 [1]	Mass diffusivity [L ² T ⁻¹]	Fick's law
Heat transport	Heat energy [ML ² T ⁻²]	Temperature [θ]	Volumetric heat capacity [ML ^{2-D} T ⁻² θ ⁻¹]	Thermal conductivity [ML ^{4-D} T ⁻³ θ ⁻¹]	Fourier's law
Charge transport	Charge [C]	Electric potential [ML ² T ⁻² C ⁻¹]	Volumetric capacitance [M ⁻¹ L ^{-2-D} T ² C ²]	Electrical conductivity [M ⁻¹ L ^{-D} TC ²]	Ohm's law
Fluid flow through porous media	Volume [L ^D]	Pressure [ML ^{2-D} T ⁻²]	Compressibility [M ⁻¹ L ^{D-2} T ²]	Hydraulic conductivity [M ⁻¹ L ^D T]	Darcy's law

The advective flow rate is, roughly speaking, the amount density multiplied by the volumetric flow rate. In exterior calculus terms,

$$q_A = (\star_D Q) \wedge v. \quad (3.35)$$

Discussion 3.18 (Initial condition). Since we are describing a transient phenomenon, we need an initial condition. We assume the initial potential is prescribed to some initial value

$$u_0[Y] \in \Omega^0 M, \quad (3.36)$$

i.e.,

$$u(t_0) = u_0. \quad (3.37)$$

Notation 3.19 (Parameters participating in the exterior calculus model for transport phenomena). Before imposing the (strong) model, let us summarise all the parameters that will be used in all subsequent reformulations. Until the end of this section let:

- D be a positive integer (space dimension);
- M be a D -dimensional compact oriented smooth manifold with boundary;
- $t_0[T] \in \mathbb{R}$ be the initial time;
- $I := [t_0, \infty)$;
- Γ_D, Γ_N form a partition of ∂M into Dirichlet and Neumann boundary ([Equation \(3.17\)](#)).

Input parameters, initial and boundary conditions are given in [Table 2](#). The unknowns are given in [Table 3](#).

Table 2: Transport phenomena parameters in the exterior calculus formulation

Quantity	Symbol	Domain	Dimension	Pseudo-object?	Reference
Initial potential	u_0	$\Omega^0 M$	Y	No	eq. (3.36)
Internal production rate	f	$\mathcal{C}^\infty(I, \Omega^D M)$	XT^{-1}	Yes	eq. (3.8)
Prescribed flow rate	g_N	$\mathcal{C}^\infty(I, \Omega^{D-1} \Gamma_N)$	XT^{-1}	Yes	eq. (3.14)
Prescribed potential	g_D	$\mathcal{C}^\infty(I, \Omega^0 \Gamma_D)$	Y	No	eq. (3.18)
Volumetric flow rate	v	$\mathcal{C}^\infty(I, \Omega^{D-1} M)$	$L^D T^{-1}$	Yes	eq. (3.33)
Capacity	π	$\mathcal{C}^\infty(I, \Omega^D M) \rightarrow \mathcal{C}^\infty(I, \Omega^D M)$	$XY^{-1}L^{-D}$	No	eq. (3.21)
Dual capacity	$\tilde{\pi}$	$\mathcal{C}^\infty(I, \Omega^0 M) \rightarrow \mathcal{C}^\infty(I, \Omega^0 M)$	$XY^{-1}L^{-D}$	No	eq. (3.20)
Conductivity	κ	$\mathcal{C}^\infty(I, \Omega^{D-1} M) \rightarrow \mathcal{C}^\infty(I, \Omega^{D-1} M)$	$XY^{-1}L^{2-D}T^{-1}$	No	eq. (3.27)
Dual conductivity	$\tilde{\kappa}$	$\mathcal{C}^\infty(I, \Omega^1 M) \rightarrow \mathcal{C}^\infty(I, \Omega^1 M)$	$XY^{-1}L^{2-D}T^{-1}$	No	eq. (3.30)

Formulation 3.20 (Exterior calculus transient model for transport phenomena). Combining everything described in this section, under the assumptions of [Notation 3.19](#), we arrive at the model given in [Table 4](#).

Table 3: Transport phenomena unknowns in the exterior calculus formulation

Quantity	Symbol	Domain	Dimension	Pseudo-object?	Reference
Amount	Q	$\mathcal{C}^\infty(I, \Omega^D M)$	X	Yes	eq. (3.3)
Flow rate	q	$\mathcal{C}^\infty(I, \Omega^{D-1} M)$	XT^{-1}	Yes	eq. (3.5)
Diffusive flow rate	$q_{\mathcal{D}}$	$\mathcal{C}^\infty(I, \Omega^{D-1} M)$	XT^{-1}	Yes	eq. (3.24)
Advective flow rate	$q_{\mathcal{A}}$	$\mathcal{C}^\infty(I, \Omega^{D-1} M)$	XT^{-1}	Yes	eq. (3.25)
Potential	u	$\mathcal{C}^\infty(I, \Omega^0 M)$	Y	No	eq. (3.16)

Table 4: Governing equations for transport phenomena in the exterior calculus formulation

Equation	Dimension	Law	Reference
$\frac{\partial Q}{\partial t} = f - dq$	XT^{-1}	Conservation law	eq. (3.13)
$\frac{\partial Q}{\partial t} = \star_0 \tilde{\pi} \frac{\partial u}{\partial t} = \pi \star_0 \frac{\partial u}{\partial t}$	XT^{-1}	Relation between potential and amount	eq. (3.23)
$q = q_{\mathcal{D}} + q_{\mathcal{A}}$	XT^{-1}	Flow rate decomposition	eq. (3.26)
$q_{\mathcal{D}} = \kappa d_D^* \star_0 u$	XT^{-1}	Constitutive law	eq. (3.29)
$q_{\mathcal{A}} = (\star_D Q) \wedge v$	XT^{-1}	Advective flow rate formula	eq. (3.35)
$\text{tr}_{\Gamma_{\mathbf{D},0}}(u) = g_{\mathbf{D}}$	Y	Dirichlet boundary condition	eq. (3.19)
$\text{tr}_{\Gamma_{\mathbf{N},D-1}}(q) = g_{\mathbf{N}}$	XT^{-1}	Neumann boundary condition	eq. (3.15)
$u(t_0) = u_0$	Y	Initial condition	eq. (3.37)

3.1. Primal weak formulations of transport phenomena

Discussion 3.21. Consider a **test function** (in the jargon of finite elements)

$$w \in \text{Ker tr}_{\Gamma_{\mathbf{D},0}} = \{\omega \in \Omega^0 M \mid \text{tr}_{\Gamma_{\mathbf{D},0}} \omega = 0\} = \{\omega \in \mathcal{F}M \mid \omega|_{\Gamma_{\mathbf{D}}} = 0\}. \quad (3.38)$$

On the one hand, multiplying w with the conservation law (Equation (3.13)) and integrating over M gives:

$$\begin{aligned}
\int_M w \wedge \frac{\partial Q}{\partial t} &= - \int_M (w \wedge d_{D-1} q) + \int_M (w \wedge f) \\
&= - \int_{\partial M} \text{tr}_{\partial M, D-1} (w \wedge q) + \int_M (d_0 w \wedge q) + \int_M (w \wedge f) \\
&= - \int_{\Gamma_{\mathbf{N}}} (\text{tr}_{\Gamma_{\mathbf{N},0}} w \wedge \text{tr}_{\Gamma_{\mathbf{N},D-1}} q) + \int_M (d_0 w \wedge (-\star_1 \tilde{\kappa} d_0 u + \star_D Q \wedge v)) + \int_M (w \wedge f) \\
&= - \int_{\Gamma_{\mathbf{N}}} (\text{tr}_{\Gamma_{\mathbf{N},0}} w \wedge g_{\mathbf{N}}) - \langle d_0 w, \tilde{\kappa} d_0 u \rangle_{M,1} + \int_M (d_0 w \wedge (\tilde{\pi} u \wedge v)) + \int_M (w \wedge f).
\end{aligned} \quad (3.39)$$

On the other hand, multiplying w with the relation of amount and potential (Equation (3.23)) and integrating over M gives:

$$\int_M w \wedge \frac{\partial Q}{\partial t} = \int_M w \wedge \left(\star_0 \tilde{\pi} \frac{\partial u}{\partial t} \right) = \langle w, \tilde{\pi} \frac{\partial u}{\partial t} \rangle_{M,0}. \quad (3.40)$$

Equating the right-hand sides of Equation (3.39) and Equation (3.40), imposing the Dirichlet boundary condition, Equation (3.19), and the initial condition, Equation (3.37), leads to the primal weak formulation presented below.

Formulation 3.22 (Exterior calculus transient primal weak model for transport phenomena). Under the assump-

tions of [Notation 3.19](#) define the following operators:

$$A_{\mathcal{D}}: \Omega^0 M \times \mathcal{C}^\infty(I, \Omega^0 M) \rightarrow \mathbb{R}, \quad A_{\mathcal{D}}(w, u) := \langle d_0 w, \tilde{\kappa} d_0 u \rangle_{M,1} \quad [\mathbf{XT}^{-1} \mathbf{Y}^{-1}], \quad (3.41a)$$

$$A_{\mathcal{A}}: \Omega^0 M \times \mathcal{C}^\infty(I, \Omega^0 M) \rightarrow \mathbb{R}, \quad A_{\mathcal{A}}(w, u) := \int_M (d_0 w \wedge (\tilde{\pi} u \wedge v)) \quad [\mathbf{XT}^{-1} \mathbf{Y}^{-1}], \quad (3.41b)$$

$$B: \Omega^0 M \times \mathcal{C}^\infty(I, \Omega^0 M) \rightarrow \mathbb{R}, \quad B(w, u) := \langle w, \tilde{\pi} u \rangle_{M,0} \quad [\mathbf{XY}^{-1}], \quad (3.41c)$$

$$G: \Omega^0 M \rightarrow \mathbb{R}, \quad G(w) := \int_{\Gamma_{\mathbf{N}}} (\text{tr}_{\Gamma_{\mathbf{N}}} w \wedge g_{\mathbf{N}}) \quad [\mathbf{XT}^{-1}], \quad (3.41d)$$

$$F: \Omega^0 M \rightarrow \mathbb{R}, \quad F(w) := \int_M (w \wedge f) \quad [\mathbf{XT}^{-1}]. \quad (3.41e)$$

The unknown variable is the potential $u[\mathbf{Y}] \in \mathcal{C}^\infty(I, \Omega^0 M)$. We are solving the following system for u :

$$\forall w[\mathbf{Y}] \in \text{Ker tr}_{\Gamma_{\mathbf{D}},0}, \quad B(w, \frac{\partial u}{\partial t}) + A_{\mathcal{D}}(w, u) - A_{\mathcal{A}}(w, u) = F(w) - G(w) \quad [\mathbf{XT}^{-1} \mathbf{Y}], \quad (3.42a)$$

$$\text{tr}_{\Gamma_{\mathbf{D}},0}(u) = g_{\mathbf{D}} \quad [\mathbf{Y}], \quad (3.42b)$$

$$u(t_0) = u_0 \quad [\mathbf{Y}]. \quad (3.42c)$$

The flow rate $q[\mathbf{XT}^{-1}] \in \mathcal{C}^\infty(I, \Omega^{D-1} M)$ is calculated in the post-processing phase by the formula

$$q(t, x) = \begin{cases} (-\star_1 \tilde{\kappa} d_0 u + \tilde{\pi} u \wedge v)(t, x), & x \notin \Gamma_{\mathbf{N}}, \\ g_{\mathbf{N}}(t, x), & x \in \Gamma_{\mathbf{N}}, \end{cases}, \quad t \in I. \quad (3.43)$$

Formulation 3.23 (Exterior calculus steady-state primal weak model for transport phenomena). In order to get the steady-state version ($\frac{\partial u}{\partial t} = 0$) of [Equation \(3.42\)](#), we just drop the bilinear form B and assume that all the quantities are time-independent. Hence, with time-independent assumptions ([Notation 3.19](#)) and operators ([Equation \(3.41\)](#)), we get the following problem for the unknown potential $u[\mathbf{Y}] \in \Omega^0 M$:

$$\forall w[\mathbf{Y}] \in \text{Ker tr}_{\Gamma_{\mathbf{D}},0}, \quad A_{\mathcal{D}}(w, u) - A_{\mathcal{A}}(w, u) = F(w) - G(w) \quad [\mathbf{XT}^{-1} \mathbf{Y}], \quad (3.44a)$$

$$\text{tr}_{\Gamma_{\mathbf{D}},0}(u) = g_{\mathbf{D}} \quad [\mathbf{Y}], \quad (3.44b)$$

$$u(t_0) = u_0 \quad [\mathbf{Y}]. \quad (3.44c)$$

The flow rate $q[\mathbf{XT}^{-1}] \in \Omega^{D-1} M$ is calculated in the post-processing phase by the formula

$$q(x) = \begin{cases} (-\star_1 \tilde{\kappa} d_0 u + \tilde{\pi} u \wedge v)(x), & x \notin \Gamma_{\mathbf{N}}, \\ g_{\mathbf{N}}(x), & x \in \Gamma_{\mathbf{N}}. \end{cases} \quad (3.45)$$

Remark 3.24. If only diffusive flow is present (i.e., $v = 0$), the previous formulations (transient, [Equation \(3.42\)](#), and steady-state, [Equation \(3.44\)](#)) can be further simplified by dropping the term $A_{\mathcal{A}}(w, u)$. (In fact, this is the case in our implementation and numerical examples.) This leads to a symmetric positive-definite system in the steady-state case, and to a system of positive-definite systems for the time integration scheme (trapezoidal, or Crank-Nicolson, method) in the transient case.

3.2. Mixed weak formulations of transport phenomena

Discussion 3.25. Choose a test function

$$r \in \text{Ker}(\text{tr}_{\Gamma_{\mathbf{N},D-1}}) = \{s \in \Omega^{D-1} \Gamma_{\mathbf{N}} \mid \text{tr}_{\Gamma_{\mathbf{N},D-1}} s = 0\}. \quad (3.46)$$

Rewrite the Constitutive law ([Equation \(3.29\)](#)) as

$$\kappa^{-1} q_{\mathcal{D}} = d_{\mathcal{D}}^* \star_0 u = -\star_1 d_0 u. \quad (3.47)$$

Then,

$$\begin{aligned}
\langle r, \kappa^{-1} q_{\mathcal{D}} \rangle_{M, D-1} &= \langle r, -\star_1 d_0 u \rangle_{M, D-1} \\
&= - \int_M (d_0 u \wedge r) \\
&= - \int_{\partial M} (\text{tr}_{\partial M, 0} u \wedge \text{tr}_{\partial M, D-1} r) + \int_M (u \wedge d_{D-1} r) \\
&= - \int_{\Gamma_{\mathbf{D}}} (g_{\mathbf{D}} \wedge \text{tr}_{\Gamma_{\mathbf{D}}, D-1} r) + \langle \star_0 u, d_{D-1} r \rangle \\
&= - \int_{\Gamma_{\mathbf{D}}} (g_{\mathbf{D}} \wedge \text{tr}_{\Gamma_{\mathbf{D}}, D-1} r) + \langle \tilde{u}, d_{D-1} r \rangle,
\end{aligned} \tag{3.48}$$

and therefore,

$$\begin{aligned}
\langle r, \kappa^{-1} q \rangle_{M, D-1} &= \langle r, \kappa^{-1} q_{\mathcal{D}} \rangle_{M, D-1} + \langle r, \kappa^{-1} q_{\mathcal{A}} \rangle_{M, D-1} \\
&= - \int_{\Gamma_{\mathbf{D}}} (\text{tr}_{\Gamma_{\mathbf{D}}, D-1} r \wedge g_{\mathbf{D}}) + \langle d_{D-1} r, \tilde{u} \rangle + \langle r, \kappa^{-1} (\star_D \pi \tilde{u} \wedge v) \rangle_{M, D-1}.
\end{aligned} \tag{3.49}$$

Let $\tilde{w}[\mathbf{Y}\mathbf{L}^D] \in \Omega^D X$ be a test function. Taking the inner product of the conservation law (Equation (3.13)) with \tilde{w} gives

$$\langle \pi \frac{\partial \tilde{u}}{\partial t}, \tilde{w} \rangle_{M, D} = \langle f, \tilde{w} \rangle_{M, D} - \langle d_{D-1} q, \tilde{w} \rangle_{M, D}. \tag{3.50}$$

Combining the weak version of the constitutive law (Equation (3.49)), the weak version of the conservation law (Equation (3.50)), the Neumann boundary condition (Equation (3.15)), and the initial condition (Equation (3.37)), leads to the formulation presented below.

Formulation 3.26 (Exterior calculus transient mixed weak model for transport phenomena). Under the assumptions of Notation 3.19 define the following operators

$$A: \Omega^{D-1} M \times \mathcal{C}^\infty(I, \Omega^{D-1} M) \rightarrow \mathbb{R}, \quad A(r, s) := \langle r, \kappa^{-1} s \rangle_{M, D-1} \quad [\mathbf{X}^{-1} \mathbf{T} \mathbf{Y}], \tag{3.51a}$$

$$B_{\mathcal{D}}: \Omega^D M \times \mathcal{C}^\infty(I, \Omega^{D-1} M) \rightarrow \mathbb{R}, \quad B_{\mathcal{D}}(\tilde{w}, r) := \langle d_{D-1} r, \tilde{w} \rangle_{M, D} \quad [\mathbf{L}^{-D}], \tag{3.51b}$$

$$B_{\mathcal{A}}: \Omega^D M \times \mathcal{C}^\infty(I, \Omega^{D-1} M) \rightarrow \mathbb{R}, \quad B_{\mathcal{A}}(\tilde{w}, r) := \langle r, \kappa^{-1} (\star_D \pi \tilde{w} \wedge v) \rangle_{M, D-1} \quad [\mathbf{L}^{-D}], \tag{3.51c}$$

$$C: \Omega^D M \times \mathcal{C}^\infty(I, \Omega^D M) \rightarrow \mathbb{R}, \quad C(\tilde{w}, \tilde{u}) := \langle \pi \tilde{u}, \tilde{w} \rangle_{M, D} \quad [\mathbf{X} \mathbf{L}^{-2D} \mathbf{Y}^{-1}], \tag{3.51d}$$

$$G: \Omega^{D-1} M \rightarrow \mathbb{R}, \quad G(r) := \int_{\Gamma_{\mathbf{D}}} (\text{tr}_{\Gamma_{\mathbf{D}}, D-1} r \wedge g_{\mathbf{D}}) \quad [\mathbf{Y}], \tag{3.51e}$$

$$F: \Omega^D M \rightarrow \mathbb{R}, \quad F(\tilde{w}) := \langle f, \tilde{w} \rangle_{M, D} \quad [\mathbf{X} \mathbf{T}^{-1} \mathbf{L}^{-D}], \tag{3.51f}$$

$$\text{flow_rate}: \Omega^0 M \rightarrow \mathbb{R}, \quad \text{flow_rate}(w) := \kappa d_D^* \star_0 w + \pi w \wedge v \quad [\mathbf{X} \mathbf{T}^{-1} \mathbf{Y}^{-1}]. \tag{3.51g}$$

The unknown variables are:

- $q[\mathbf{X} \mathbf{T}^{-1}] \in \mathcal{C}^\infty(I, \Omega^{D-1} M)$ (flow rate);
- $\tilde{u}[\mathbf{Y} \mathbf{L}^D] \in \mathcal{C}^\infty(I, \Omega^D M)$ (dual potential).

We are solving the following problem for q and \tilde{u} :

$$\forall r[\mathbf{X} \mathbf{T}^{-1}] \in \text{Ker } \text{tr}_{\Gamma_{\mathbf{N}}, D-1}, \quad A(r, q) - B_{\mathcal{D}}^T(r, \tilde{u}) - B_{\mathcal{A}}^T(r, \tilde{u}) = -G(r) \quad [\mathbf{X} \mathbf{T}^{-1} \mathbf{Y}], \tag{3.52a}$$

$$\forall \tilde{w}[\mathbf{Y} \mathbf{L}^D] \in \Omega^D M, \quad -B_{\mathcal{D}}(\tilde{w}, q) - C(\tilde{w}, \frac{\partial \tilde{u}}{\partial t}) = -F(\tilde{w}) \quad [\mathbf{X} \mathbf{T}^{-1} \mathbf{Y}], \tag{3.52b}$$

$$\text{tr}_{\Gamma_{\mathbf{N}}, D-1} q = g_{\mathbf{N}} \quad [\mathbf{X} \mathbf{T}^{-1}], \tag{3.52c}$$

$$\tilde{u}(t_0) = \star_0 u_0 \quad [\mathbf{Y} \mathbf{L}^D], \tag{3.52d}$$

$$q(t_0) = \text{flow_rate}(u_0) \quad [\mathbf{X} \mathbf{T}^{-1}]. \tag{3.52e}$$

The potential $u[\mathbf{Y}] \in \mathcal{C}^\infty(I, \Omega^0 M)$ is calculated in the post-processing phase by the formula

$$u(t, x) := \begin{cases} u_0(x), & t = t_0 \\ (\star_D \tilde{u})(t, x), & t > t_0 \text{ and } x \notin \Gamma_{\mathbf{D}} \\ g_{\mathbf{D}}(t, x), & t_0 > 0 \text{ and } x \in \Gamma_{\mathbf{D}} \end{cases} \tag{3.53}$$

Formulation 3.27 (Exterior calculus steady-state mixed weak model for transport phenomena). The steady-state version of Equation (3.52) is

$$\forall r[\mathbf{X}\mathbf{T}^{-1}] \in \text{Ker tr}_{\Gamma_{\mathbf{N}}, D-1}, A(r, q) - B_D^T(r, \tilde{u}) - B_A^T(r, \tilde{u}) = -G(r) [\mathbf{X}\mathbf{T}^{-1}\mathbf{Y}], \quad (3.54a)$$

$$\forall \tilde{w}[\mathbf{Y}\mathbf{L}^D] \in \Omega^D M, \quad -B_D(\tilde{w}, q) = -F(\tilde{w}) [\mathbf{X}\mathbf{T}^{-1}\mathbf{Y}], \quad (3.54b)$$

$$\text{tr}_{\Gamma_{\mathbf{N}}, D-1} q = g_{\mathbf{N}} [\mathbf{X}\mathbf{T}^{-1}]. \quad (3.54c)$$

The potential $u[\mathbf{Y}] \in \Omega^0 M$ is calculated in the post-processing phase by the formula

$$u(x) := \begin{cases} (\star_D \tilde{u})(x), & x \notin \Gamma_D \\ g_D(x), & x \in \Gamma_D \end{cases}. \quad (3.55)$$

3.3. Domains for physical quantities

Discussion 3.28. We end this section with a short commentary on the domains used for the physical quantities appearing in the exterior calculus models. To simplify discussion we always assumed that all variables are infinitely smooth. This assumption is too strong condition and has to be relaxed in order to guarantee the existence of solutions. For weak formulations the appropriate domains for spaces of p -forms are the Sobolev spaces of weakly differentiable p -forms [30]

$$H\Lambda^p M := \{\omega \in L^2 \Lambda^p M \mid d\omega \in L^2 \Lambda^{p+1} M\}, \quad (3.56)$$

where $L^2 \Lambda^q M$ denotes the space of q -forms whose components (in any coordinate system) are square-integrable. Domains for boundary conditions also need to be adjusted, and we refer to the cited book for details.

Also, the requirement for space domain to be a smooth manifold boundary can be weakened so that the boundary is Lipschitz continuous, thus including general polytopes as valid domains.

4. Combinatorial mesh calculus (CMC)

Discussion 4.1. The smooth exterior calculus introduced in Section 2 generalises the vector calculus and can replace it in modelling continuous media as presented in Section 3. As discussed in Section 1.1, media with internal structures are appropriately described by algebraic topological structures called cell complexes. The basics of these structures are given in Section 4.1 and a discrete analogue of the smooth exterior calculus is presented in the rest of this section.

4.1. Cell complexes (meshes)

Definition 4.2. A **combinatorial cell complex** (or **combinatorial mesh**, or simply **mesh**) \mathcal{M} is a collection of elements, called **cells**, that is a realisation of a subdivision of a topological space. More formally, it is a partially ordered set, with partial order \preceq , such that there exist a topological space M and a function $\varphi: \mathcal{M} \rightarrow \mathcal{P}(M)$ ($\mathcal{P}(M)$ is the power set of M), called **embedding** of \mathcal{M} into M , satisfying the following conditions:

1. for any $a \in \mathcal{M}$, $\varphi(a) \subseteq M$ is homeomorphic to an open ball;
2. for any $a, b \in \mathcal{M}$, if $a \neq b$, then $\varphi(a) \cap \varphi(b) = \emptyset$;
3. for any $a \in \mathcal{M}$,

$$\overline{\varphi(a)} = \bigcup_{b \preceq a} \varphi(b), \quad (4.1)$$

where \overline{X} denotes the closure of X . Equivalently, if $\partial X = \overline{X} \setminus \text{int}(X)$ is the topological boundary of X , then

$$\partial(\varphi(a)) = \bigcup_{b \prec a} \varphi(b), \quad (4.2)$$

We say that (M, φ) is a **realisation** of \mathcal{M} if

$$M = \bigcup_{a \in \mathcal{M}} \varphi(a). \quad (4.3)$$

Remark 4.3. Let (\mathcal{M}, \preceq) be a mesh. It has been constructed by the requirement of embedding but intrinsically it is a partial order, which we call the **topology** of \mathcal{M} . (A similar definition for CW complexes, requiring only the partial order, is given in [31].) Henceforth, we say that a construction based on the partial order and the relative

orientations defined shortly is a **topological concept on a mesh**. Such concepts will form the backbone of the discrete theory. Considering an intrinsic metric, such as positive numbers associated with the cells of the mesh, will introduce metric concepts, but the theory will still be intrinsic, e.g., independent of any embedding of the mesh in a manifold.

Notation 4.4. Let (\mathcal{M}, \preceq) be a mesh. The elements of \mathcal{M} are called **cells**. If $a, b \in \mathcal{M}$ and $a \preceq b$, we say that a is a **subface** of b . The relations \prec, \succeq and \succ are respectively the strong, reverse, and strong reverse versions of \preceq . If $a \prec b$ and there does not exist $c \in \mathcal{M}$ such that $a \prec c \prec b$, we say that a is a **hyperface** of b and write it as $a \prec b$ or $b \succ a$. (The order theory terminology is “ b covers a ”.) We say that a is a **node** if it is a minimal element, i.e., there does not exist $c \in \mathcal{M}$ such that $c \prec a$. For $a \in \mathcal{M}$ the **face lattice** of a is the set of subfaces of a .

Proposition 4.5. Let \mathcal{M} be a mesh, M be a manifold, $\varphi: \mathcal{M} \rightarrow \mathcal{P}(M)$ be an embedding, $a \in \mathcal{M}$, and consider a maximal chain for a , i.e., a sequence $a_0 \prec a_1 \prec \dots \prec a_p = a$, where a_0 is a node. Then $\dim \varphi(a) = p$.

Remark 4.6. The previous proposition has a direct consequence that any maximal chain for a cell a will have the same number of elements, equal to the dimension of an embedding of a plus 1. This leads to the following definition of **dimension a cell**, $\dim a = p$: p can be defined extrinsically as the dimension of its embedding, or intrinsically as $p = l - 1$, where l is the number of elements a maximal chain for a . Note that the order theory term “chain” will no longer be used and from now on “chain” will refer to an element of a chain complex.

Definition 4.7. Let \mathcal{M} be a mesh. For any $p \in \mathbb{N}$, we define the set of p -cells

$$\mathcal{M}_p := \{a \in \mathcal{M} \mid \dim a = p\}. \quad (4.4)$$

The **dimension of \mathcal{M}** is defined by

$$\dim \mathcal{M} = \max(\{p \in \mathbb{N} \mid \mathcal{M}_p \neq \emptyset\}). \quad (4.5)$$

The dimension of \mathcal{M} also equals the maximal dimension of the cells in an embedding. The following decomposition holds:

$$\mathcal{M} = \bigcup_{p=0}^{\dim \mathcal{M}} \mathcal{M}_p. \quad (4.6)$$

Proposition 4.8. Let \mathcal{M} be a mesh of dimension D . Then there exists a collection of functions

$$\{\varepsilon_p: \mathcal{M}_p \times \mathcal{M}_{p-1} \rightarrow \{-1, 0, 1\} \mid p = 1, \dots, D\}, \quad (4.7)$$

called **relative orientations**, satisfying the following conditions:

1. nonzero values correspond to cell-hyperface pairs: for any $p \in \{1, \dots, D\}$, $a \in \mathcal{M}_p$, $b \in \mathcal{M}_{p-1}$,

$$\varepsilon_p(a, b) \neq 0 \Leftrightarrow b \prec a; \quad (4.8)$$

2. chain complex property: for any $p \in \{2, \dots, D\}$, $a \in \mathcal{M}_p$, $c \in \mathcal{M}_{p-2}$ with $c \prec a$, if $b, b' \in \mathcal{M}_{p-1}$ are the only two cells between c and a ,

$$\varepsilon_p(a, b) \varepsilon_{p-1}(b, c) + \varepsilon_p(a, b') \varepsilon_{p-1}(b', c) = 0. \quad (4.9)$$

3. (optional) all nodes are positively oriented: for any edge $a \in \mathcal{M}_1$ with nodes (hyperfaces) $b, c \prec a$,

$$\varepsilon_1(a, b) = -\varepsilon_1(a, c); \quad (4.10)$$

Proof. Take an embedding $\varphi: \mathcal{M} \rightarrow \mathcal{P}(M)$ into some manifold M . For any $a \in \mathcal{M}$ choose an orientation $\text{or}_{\varphi(a)}$ of $\varphi(a)$. For any two cells $a, b \in \mathcal{M}$ define

$$\varepsilon(a, b) := \begin{cases} \varepsilon^M(\varphi(a), \varphi(b)), & b \prec a \\ 0, & \text{else} \end{cases}, \quad (4.11)$$

where ε^M are the relative orientations on M , see [Definition 2.23](#). The chain complex property follows from [Equation \(2.42\)](#). The last, optional, requirement is satisfied if all embedded nodes, i.e., $\varphi(a)$ for $a \in \mathcal{M}_0$, have positive orientations. \square

Definition 4.9. Let \mathcal{M} be a mesh of dimension D , $p \in \{0, \dots, D\}$. A p -**chain** (with real coefficients) is a formal linear combination of p -cells in \mathcal{M} . The vector space of p -chains on \mathcal{M} , $C_p\mathcal{M}$ is the free real vector space (i.e., the space of formal linear combinations with real coefficients) of the set \mathcal{M}_p . The set of all chains is denoted by $C_\bullet\mathcal{M}$. The following decomposition holds:

$$C_\bullet\mathcal{M} := \bigoplus_{p=0}^D C_p\mathcal{M}. \quad (4.12)$$

For any cell $a \in \mathcal{M}$ by $a_\bullet \in C_\bullet\mathcal{M}$ we will denote the corresponding basis chain.

Definition 4.10. Let \mathcal{M} be a mesh. The linear-algebraic dual of the chain space

$$C^\bullet\mathcal{M} := (C_\bullet\mathcal{M})^* \quad (4.13)$$

is called the **space of cochains** and its elements are called **cochains**. The following decomposition holds

$$C^\bullet\mathcal{M} = \bigoplus_{p=0}^D C^p\mathcal{M}, \quad C^p\mathcal{M} = (C_p\mathcal{M})^* \quad (p = 0, \dots, D). \quad (4.14)$$

For any cell $a \in \mathcal{M}$ by $a^\bullet \in C^\bullet\mathcal{M}$ we will denote the corresponding basis cochain.

4.2. Topological operations

Definition 4.11. Let \mathcal{M} be a mesh with relative orientations $\varepsilon = \{\varepsilon_p\}_{p=0}^{D-1}$. The **boundary operator** on $C_\bullet\mathcal{M}$ is the linear operator

$$\partial: C_\bullet\mathcal{M} \rightarrow C_\bullet\mathcal{M}, \quad (4.15)$$

defined for basis p -chains ($1 \leq p \leq D$) as follows: for any $a \in \mathcal{M}_p$

$$\partial a_\bullet := \partial_p a_\bullet = \sum_{b \in \mathcal{M}_{p-1}} \varepsilon(a, b) b_\bullet = \sum_{b \prec a} \varepsilon(a, b) b_\bullet \in C_{p-1}\mathcal{M}, \quad (4.16)$$

where ∂ is decomposed into operators

$$\partial_p: C_p\mathcal{M} \rightarrow C_{p-1}\mathcal{M}, \quad p = 1, \dots, D. \quad (4.17)$$

Proposition 4.12 (Restatement of Equation (2.42)). Let \mathcal{M} be a mesh with relative orientations $\varepsilon = \{\varepsilon_p\}_{p=0}^{D-1}$, and the corresponding boundary operator $\partial: C_\bullet\mathcal{M} \rightarrow C_\bullet\mathcal{M}$. Then

$$\partial \circ \partial = 0, \quad (4.18)$$

or specifically,

$$\partial_p \circ \partial_{p+1} = 0, \quad p = 1, \dots, D-1, \quad (4.19)$$

making (\mathcal{M}, ∂) a chain complex.

Definition 4.13. Let \mathcal{M} be a mesh with boundary operator ∂ . The **coboundary operator** δ is the dual of ∂ :

$$\delta = \partial^*: C^\bullet\mathcal{M} \rightarrow C^\bullet\mathcal{M}, \quad (4.20)$$

i.e., for any $\gamma \in C_\bullet\mathcal{M}$, $\rho \in C^\bullet\mathcal{M}$,

$$(\delta\rho)\gamma = \rho(\partial\gamma). \quad (4.21)$$

The coboundary operator can be decomposed into operators

$$\delta_p: C^p\mathcal{M} \rightarrow C^{p+1}\mathcal{M}, \quad p = 0, \dots, D-1, \quad (4.22)$$

and then

$$\delta_p = (\partial_{p+1})^*, \quad p = 0, \dots, D-1. \quad (4.23)$$

Proposition 4.14. Let \mathcal{M} be a mesh with boundary operator ∂ and coboundary operator δ . Then $(C^\bullet \mathcal{M}, \delta)$ is a **cochain complex**, i.e.,

$$\delta \circ \delta = 0, \quad (4.24)$$

or on components:

$$\delta_{p+1} \circ \delta_p = 0, \quad p = 0, \dots, D-2. \quad (4.25)$$

Proof. Follows directly from one of the basic properties of dual maps: $(f \circ g)^* = g^* \circ f^*$, and from $\partial \circ \partial = 0$. \square

Definition 4.15. Let \mathcal{M} be a mesh, M be a smooth oriented manifold with boundary, $\varphi: \mathcal{M} \rightarrow \mathcal{P}M$ be a realisation of \mathcal{M} onto M . Assume that orientations are given to the images of cells of \mathcal{M} , and hence relative orientations are induced on \mathcal{M} . Define the **de Rham map** R as the unique bilinear map

$$R: \Omega^\bullet \mathcal{M} \rightarrow C^\bullet \mathcal{M}, \quad R_p: \Omega^p \mathcal{M} \rightarrow C^p \mathcal{M} \quad (p = 0, \dots, D), \quad (4.26)$$

such that for any $p \in \{0, \dots, D\}$, $\omega \in \Omega^p \mathcal{M}$, $c \in \mathcal{M}_p$,

$$(R_p \omega)(c_\bullet) := \int_{\varphi(c)} \text{tr}_{\varphi(c)}(\omega). \quad (4.27)$$

Remark 4.16. Using Stokes-Cartan theorem it is not hard to see that for $p \in \{0, \dots, D-1\}$,

$$R_{p+1} \circ d_p = \delta_p \circ R_p. \quad (4.28)$$

In the language of cochain complexes, R is a **cochain map**. We can interpret this result as follows: mesh cochains are a discrete analogue of differential forms, while the coboundary operator is a discrete version of the exterior derivative. This interpretation, together with other discrete operators we will introduce, will form the basis of the translation of exterior calculus formulations into CMC ones.

Definition 4.17. Let \mathcal{M} be a mesh, \mathcal{S} be a sub-mesh of \mathcal{M} , i.e., a subset of \mathcal{M} that is also a mesh. Define the **discrete trace**

$$\text{tr}_{\mathcal{S}}: C^\bullet \mathcal{M} \rightarrow C^\bullet \mathcal{S}, \quad \text{tr}_{\mathcal{S},p}: C^p \mathcal{M} \rightarrow C^p \mathcal{S} \quad (p = 0, \dots, \dim \mathcal{S}) \quad (4.29)$$

as follows: for any $\sigma \in C^\bullet \mathcal{M}$, $c \in \mathcal{S}$,

$$\text{tr}_{\mathcal{S}}(\sigma)(c_\bullet) = \sigma(c_\bullet), \quad (4.30)$$

where c_\bullet on the left is a basis cochain on $C_\bullet \mathcal{S}$, while c_\bullet on the right is a basis cochain on $C_\bullet \mathcal{M}$.

Remark 4.18. Consider a realisation φ of \mathcal{M} onto M , which induces a realisation $\varphi|_{\mathcal{S}}$ of \mathcal{S} onto a submanifold S of M . It is not hard to see that the de Rham maps commute with traces (smooth and discrete) as well, i.e., for any $p \in \{0, \dots, D\}$,

$$R_{\mathcal{S},p} \circ \text{tr}_{\mathcal{S},p} = \text{tr}_{\mathcal{S},p} \circ R_{\mathcal{M},p}. \quad (4.31)$$

Definition 4.19. Let \mathcal{M} be a manifold-like mesh, i.e., a tessellation of a manifold, $\partial \mathcal{M}$ be its boundary. Denote

$$C_0^p \mathcal{M} := \text{Ker } \text{tr}_{\partial \mathcal{M},p} = \{\pi \in C^p \mathcal{M} \mid \text{tr}_{\partial \mathcal{M},p}(\pi) = 0\}. \quad (4.32)$$

Like in the continuum, δ_p restricts to a well-defined operator

$$\tilde{\delta}_p: C_0^p \mathcal{M} \rightarrow C_0^{p+1} \mathcal{M}. \quad (4.33)$$

Discussion 4.20. Until now we have not related meshes to manifolds. And indeed, when embedded, meshes can take shapes that do not resemble manifolds. We will require manifold-likeness in order to define a global or compatible orientation. The relative orientations work locally on cells and their neighbours, but they are not checked for global consistency, which we will do below.

Definition 4.21. Let \mathcal{M} be a mesh of dimension D that has the following property: any $(D-1)$ -cell is a hyperface of at most two D -cells. The $(D-1)$ -cells with 2 adjacent D -cells are called **interior** cells, while those with 1 adjacent D -cell are called **boundary** cells.) A **compatible orientation** on \mathcal{M} is a relative orientation ε_D between D -cells and $(D-1)$ -cells such that for any interior $c \in C^{D-1}\mathcal{M}$ with adjacent $a, b \in C^D\mathcal{M}$,

$$\varepsilon_D(a, c) = -\varepsilon_D(b, c). \quad (4.34)$$

If ε is a compatible orientation on a finite mesh \mathcal{M} , we define the **fundamental class** of \mathcal{M} by

$$[\mathcal{M}] := \sum_{c \in \mathcal{M}_D} c_{\bullet}. \quad (4.35)$$

Remark 4.22. The notion of a compatible orientation of a mesh is linked to the notion of an orientation of a mesh. If M is a manifold and \mathcal{M} is a decomposition of M , then an orientation on M gives rise to a compatible orientation on \mathcal{M} and vice-versa. In fact, just like integration is defined on an oriented manifold, a discrete version of integration can be defined on a compatibly oriented mesh.

Definition 4.23. Let \mathcal{M} be a compatibly oriented finite mesh of dimension D with fundamental class $[\mathcal{M}]$, $\sigma \in C^D M$. Denote

$$\text{“discrete integral of } \sigma \text{ over } \mathcal{M}\text{”} := \sigma[\mathcal{M}]. \quad (4.36)$$

Remark 4.24. If the oriented manifold M realises the oriented mesh \mathcal{M} of dimension D , R is the de Rham map, $\omega \in \Omega^D M$, then

$$\int_M \omega = R_D(\omega)[\mathcal{M}]. \quad (4.37)$$

Discussion 4.25. Until now we have not introduced a discrete analogue to the wedge product, called a **cup product**, denoted by \smile . A cup product is a family of bilinear maps $\smile_{p,q}: C^p\mathcal{M} \times C^q\mathcal{M} \rightarrow C^{p+q}\mathcal{M}$, that satisfies the graded Leibniz rule with respect to the coboundary operator, and is local in the sense that for $\pi \in C^p\mathcal{M}$, $\rho \in C^q\mathcal{M}$, $a \in \mathcal{M}_{p+q}$,

$$(\pi \smile \rho)(a_{\bullet}) = \sum_{b \in \mathcal{M}_p, b \leq a} \sum_{c \in \mathcal{M}_q, c \leq a} \lambda_{a,b,c} \pi(b_{\bullet}) \rho(c_{\bullet}), \quad (4.38)$$

for some coefficients $\lambda_{a,b,c}$, depending only on the topology and the relative orientations of \mathcal{M} . In other words, when the cup product is applied to a cell, only the values of the cochains of the cell boundary are taken into account.

Cup products exist for simplicial [32], cubical [33], and polygonal [34] meshes. In all cases they are graded commutative and posses the graded Leibniz rule, but are not associative (even in dimension 1!). However, for simplices the cup product converges to the smooth wedge product [32, Theorem 5.4] and cochains coming from de Rham maps are almost associative [32, Theorem 5.9]. Cup product can also be defined easily for products of meshes with using the tensor product of non-associative graded commutative differential graded algebras, thus allowing to define it over prisms as well. However, we are unaware of a cup product for a generic polytopal mesh. Moreover, we want to use a notion of topological orthogonality which works well for cubical meshes. For this reason we will use a construction of a **quasi-cubical mesh** \mathcal{K} (i.e., all its cells have face lattices isomorphic to those of cubes) from a generic mesh \mathcal{M} of simple polytopes, called the **Forman subdivision**, outlined in detail in [26, Section 2]. Another reason to use the Forman subdivision is to allow for more complex material properties (conductivities), as discussed in [26, Section 4]. In this article’s numerical examples we will use only constant conductivities but the intention is to use the discrete formulations (Sections 3.1 and 3.2) with different conductivities of cells of different dimensions as dictated by practical applications.

Discussion 4.26. The topology of the Forman subdivision \mathcal{K} of a mesh \mathcal{M} is defined as follows: the p -cells of \mathcal{K} are the intervals $[a, b] := \{c \in \mathcal{M} \mid a \leq c \leq b\}$, where $a \in \mathcal{M}_q$, $b \in \mathcal{M}_{q-p}$, $q \geq p$. The partial order on \mathcal{K} is the sub-interval relation on \mathcal{M} , i.e.,

$$[a, b] \leq_{\mathcal{K}} [c, d] \Leftrightarrow c \leq_{\mathcal{M}} a \leq_{\mathcal{M}} b \leq_{\mathcal{M}} d. \quad (4.39)$$

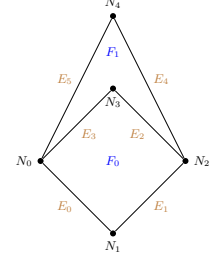
For the embedding of \mathcal{K} it was proposed in [26] to use barycentric coordinates for nodes and flat p -cells, if possible for $p \geq 1$. However, in this article we allow generic embeddings and so the natural embedding of \mathcal{K} will be defined in case by case way. For instance, in curved meshes, as those used in Sections 6.2 and 6.3, it will be more natural to use flat cells in the respective curvilinear parametrisations.

Definition 4.27. Let \mathcal{K} be a quasi-cubical mesh, $p, q \in \mathbb{N}$, $p + q \leq \dim \mathcal{K}$, $b \in \mathcal{K}_p$, $c \in \mathcal{K}_q$, $a \in \mathcal{K}_{p+q}$. We say that b and c are **topologically orthogonal** with respect to a , and write it as

$$b \perp_a c, \quad (4.40)$$

if b and c share a single common 0-cell, $b \preceq a$, and $c \preceq a$. Also, for a $(p + q)$ -cell a , denote by $\perp_{p,q} a$ the set of all pairs of perpendicular p - and q -subfaces of a .

Remark 4.28. In a non-convex mesh (i.e., not all cells are convex polytopes) it is possible for two intersecting 1-cells to be included in two 2-cells. For instance, consider a mesh with nodes $N_0 = (0, 0)$, $N_1 = (1, -1)$, $N_2 = (2, 0)$, $N_3 = (1, 1)$, $N_4 = (1, 2)$, edges $E_0 = (N_0, N_1)$, $E_1 = (N_1, N_2)$, $E_2 = (N_2, N_3)$, $E_3 = (N_3, N_0)$, $E_4 = (N_2, N_4)$, $E_5 = (N_4, N_0)$, and two quadrilaterals: a convex quadrilateral $F_0 = (E_0, E_1, E_2, E_3)$, and a concave quadrilateral $F_1 = (E_3, E_2, E_4, E_5)$. Then F_0 and F_1 share two common edges E_2 and E_3 . Hence, $E_2 \perp_{F_0} E_3$, and $E_2 \perp_{F_1} E_3$.



Discussion 4.29. Let \mathcal{K} be a quasi-cubical mesh of dimension D with relative orientations ε , $0 \leq p, q$ with $p + q \leq D$, $a \in \mathcal{K}_{p+q}$, $(b, c) \in \perp_{p,q} a$. For the definition of cup product we will need a way to relate the orientation of a with the orientations of b and c , which we will denote by

$$\varepsilon^\perp(a, b, c) \in \{-1, 1\}. \quad (4.41)$$

In [26] we worked on a convex mesh \mathcal{K} and relative orientations were defined by vector space orientations of the embedding of \mathcal{K} in \mathbb{R}^D . More precisely, the expression there was equivalent to

$$\text{or}(a) = \varepsilon^\perp(a, b, c) \text{or}(b) \wedge \text{or}(c). \quad (4.42)$$

However, this expression does not work for non-convex shapes, and requires embedding. For this reason we will derive an intrinsic one, using only the relative orientations. We will first consider the case of a cube with given embedding orientations, and isolate an embedding-independent expression that will be used as the definition for abstract quasi-cubical meshes.

Let \mathcal{N} be the common node of the cubes a , b and c so that a be a cube spanned by basis vectors e_1, \dots, e_{p+q} with orientation $s_a e_1 \wedge \dots \wedge e_{p+q}$, b be spanned by e_1, \dots, e_p with orientation $s_b e_1 \wedge \dots \wedge e_p$, c be spanned by e_{p+1}, \dots, e_{p+q} with orientation $s_c e_{p+1} \wedge \dots \wedge e_{p+q}$, where $s_a, s_b, s_c \in \{-1, 1\}$. Then, substituting in Equation (4.42) leads to $\varepsilon^\perp(a, b, c) = s_a s_b s_c$. If b is the 0-cell \mathcal{N} ($s_b = 1$), then $a = c$ and $s_a = s_c$, and hence $\varepsilon^\perp(a, b, c) = 1$. Analogously, if c is the 0-cell \mathcal{N} , then $\varepsilon^\perp(a, b, c) = 1$.

Now consider the case when b is a 1-cell spanned by e_1 . From the calculation of a relative orientation in Example 2.24 it follows that $\varepsilon(a, c) = -s_a s_c$. On the other hand, $\varepsilon(b, \mathcal{N}) = -s_b$. Hence we get the following expression, depending only on the relative orientations:

$$\varepsilon^\perp(a, b, c) = \varepsilon(a, c) \varepsilon(b, \mathcal{N}). \quad (4.43)$$

Analogously, if c is a 1-cell, using the graded commutativity of the wedge product, it follows that

$$\varepsilon^\perp(a, b, c) = (-1)^p \varepsilon^\perp(a, c, b) = (-1)^p \varepsilon(a, b) \varepsilon(c, \mathcal{N}). \quad (4.44)$$

This equation is useful when $p \geq 2$ (since we already considered the cases $p = 0$ and $p = 1$). If $D \leq 3$ which, combined with $q = 1$ and $p + q \leq D$, leads to $p = 2$ and therefore

$$\varepsilon^\perp(a, b, c) = \varepsilon(a, b) \varepsilon(c, \mathcal{N}). \quad (4.45)$$

The exact form of ε^\perp when $D \leq 3$ is summarised in Definition 4.31, which is the definition we use in our applications where we always have $D \leq 3$.

For completeness we will derive an intrinsic (recursive) expression for ε^\perp in the general case. Decompose the cell b into orthogonal components \mathcal{E} and b' (intersecting at \mathcal{N}) so that \mathcal{E} is spanned by e_1 with orientation $s_{\mathcal{E}} e_1$, and b' is spanned by e_2, \dots, e_p with orientation $s_{b'} e_2 \wedge \dots \wedge e_p$, where $s_{\mathcal{E}}, s_{b'} \in \{-1, 1\}$. Let a' be spanned by e_2, \dots, e_{p+q} with orientation $s_{a'} e_2 \wedge \dots \wedge e_{p+q}$, where $s_{a'} \in \{-1, 1\}$. Then the equality

$$s_a s_b s_c = (s_a s_{\mathcal{E}} s_{a'}) (s_{a'} s_{b'} s_c) (s_b s_{\mathcal{E}} s_{b'}) \quad (4.46)$$

can be restated as

$$\begin{aligned} \varepsilon^\perp(a, b, c) &= \varepsilon^\perp(a, \mathcal{E}, a') \varepsilon^\perp(a', b', c) \varepsilon^\perp(b, \mathcal{E}, b') \\ &= (\varepsilon(a, a') \varepsilon(\mathcal{E}, \mathcal{N})) \varepsilon^\perp(a', b', c) (\varepsilon(b, b') \varepsilon(\mathcal{E}, \mathcal{N})) \\ &= \varepsilon(a, a') \varepsilon(b, b') \varepsilon^\perp(a', b', c). \end{aligned} \quad (4.47)$$

This gives the required recursive definition since $\dim b' = p - 1 < p = \dim b$.

At a first glance it is not obvious that the recursive definition is independent of the decomposition of b . However, all the expressions are calculated over the subfaces of a single quasi-cubical cell a , which we can choose to embed as a cube, and use the vector space orientations as a justification for the correctness of the definition.

Remark 4.30. Note that from the graded commutativity of the wedge product and Equation (4.42) it follows that

$$\varepsilon^\perp(a, c, b) = (-1)^{pq} \varepsilon^\perp(a, b, c). \quad (4.48)$$

Definition 4.31. Let \mathcal{K} be a quasi-cubical mesh of dimension $D \leq 3$ with relative orientations ε , $0 \leq p, q$ with $p + q \leq D$, $a \in \mathcal{K}_{p+q}$, $(b, c) \in \perp_{p,q} a$, \mathcal{N} be the node where b and c intersect. Then the **relative orthogonal orientation** is defined by

$$\varepsilon^\perp(a, b, c) = \begin{cases} 1, & p = 0 \text{ or } q = 0 \\ \varepsilon(a, c) \varepsilon(b, \mathcal{N}), & p = 1 \text{ and } q \geq 1 \\ \varepsilon(a, b) \varepsilon(c, \mathcal{N}), & p = 2 \text{ and } q = 1 \end{cases} \quad (4.49)$$

Definition 4.32. Let \mathcal{K} be a quasi-cubical mesh of dimension D with relative orientations ε . The **quasi-cubical cup product** is a bilinear map

$$\smile: C^\bullet \mathcal{K} \times C^\bullet \mathcal{K} \rightarrow C^\bullet \mathcal{K}, \quad \smile_{p,q}: C^p \mathcal{K} \times C^q \mathcal{K} \rightarrow C^{p+q} \mathcal{K}, \quad 0 \leq p, q \leq D, \quad p + q \leq D \quad (4.50)$$

defined as follows: for any $\sigma \in C^p \mathcal{K}$, $\tau \in C^q \mathcal{K}$, $a \in \mathcal{K}_{p+q}$,

$$(\sigma \smile \tau)(a_\bullet) := \frac{1}{2^{p+q}} \sum_{(b,c) \in \perp_{p,q} a} \varepsilon^\perp(a, b, c) \sigma(b_\bullet) \tau(c_\bullet). \quad (4.51)$$

Proposition 4.33. Let \mathcal{K} be a quasi-cubical mesh. The cup product has the following properties:

1. graded commutativity: for any $\sigma \in C^p \mathcal{K}$ and $\tau \in C^q \mathcal{K}$,

$$\sigma \smile \tau = (-1)^{pq} \tau \smile \sigma. \quad (4.52)$$

2. graded Leibniz rule: for any $\sigma \in C^p \mathcal{K}$ and $\tau \in C^\bullet \mathcal{K}$,

$$\delta(\sigma \smile \tau) = \delta\sigma \smile \tau + (-1)^p \sigma \smile \delta\tau. \quad (4.53)$$

Remark 4.34. The above proposition was proved for cubes in [33, Theorem 3.2.3] using a lengthy argument. The same proof can be used there since both identities have to be checked on single quasi-cubical cells (we first map cells of \mathcal{K} to cubes). However, a straightforward proof can be done using the fact that cubical meshes with cup products can be defined as tensor products of graded commutative differential graded algebras (the 1D cubes (segments) together with their cup products). The base case (a segment) is trivially checked by brute force.

4.3. Metric operations

Remark 4.35. In this work we assume that topologically orthogonal p -cells of the mesh are also geometrically orthogonal which results in a diagonal inner product matrix. It will be discussed after one of the demonstration examples (Section 6.4) that this choice may not work universally and amendments will be suggested.

Definition 4.36. Let \mathcal{K} be a mesh of dimension D , representing a spatial body. A **metric on \mathcal{K}** is a function $\mu: \mathcal{K} \rightarrow \mathbb{R}^+$ assigning positive measures to cells in \mathcal{K} , and is of physical dimension L^p when applied at p -cells. We call the pair (\mathcal{K}, μ) a **quasi-cubical Riemannian mesh**.

Remark 4.37. Let \mathcal{K} be a mesh embedded in a Riemannian manifold (K, g) via a map $\varphi: \mathcal{K} \rightarrow \mathcal{PK}$, $a \in \mathcal{K}$. We will usually choose $\mu(a)$ to be the measure of $\varphi(a)$, i.e., if $\text{vol}_{\varphi(a)}$ is the volume form on a corresponding to the pullback metric $\text{tr}_{\varphi(a)} g$ on $\varphi(a)$, then

$$\mu(a) := \int_{\varphi(a)} \text{vol}_{\varphi(a)}. \quad (4.54)$$

$\mu(a)$ is 1 for $a \in \mathcal{K}_0$, the length of $\varphi(a)$ for $a \in \mathcal{K}_1$, the area of $\varphi(a)$ for $a \in \mathcal{K}_2$, and the volume of $\varphi(a)$ for $a \in \mathcal{K}_3$.

Definition 4.38. Let (\mathcal{K}, μ) be a quasi-cubical Riemannian mesh. The **discrete inner product** on \mathcal{K} is a family of bilinear forms on $C^p\mathcal{K}$ (for $p = 0, \dots, D$) such that basis cochains form an orthogonal basis, and for any $c \in \mathcal{K}_p$,

$$\langle c^\bullet, c^\bullet \rangle_p := \frac{1}{2^D \mu(c)} \sum_{(a,b) \in \mathcal{K}_D \times \mathcal{K}_{D-p}, b \perp_a c} \mu(b). \quad (4.55)$$

The physical dimension of $\langle \cdot, \cdot \rangle_p$ is \mathbb{L}^{D-2p} .

Remark 4.39. Note that in convex meshes any orthogonal cells b and c have a unique common D -cell a . Hence, the above formula becomes [35, Equation 2.90]

$$\langle c^\bullet, c^\bullet \rangle_p := \frac{1}{2^D \mu(c)} \sum_{b \perp c} \mu(b). \quad (4.56)$$

Definition 4.40. Let \mathcal{K} be a quasi-cubical oriented Riemannian mesh of dimension D , $0 \leq p \leq D$. The **discrete Hodge star operator**

$$\star_p: C^p\mathcal{K} \rightarrow C^{D-p}\mathcal{K} \quad (4.57)$$

is the unique operator satisfying the following equation: for arbitrary cochains $\pi \in C^p\mathcal{K}$ and $\rho \in C^{D-p}\mathcal{K}$,

$$\langle \star_p \pi, \rho \rangle_{D-p} = (\pi \smile \rho)[\mathcal{K}]. \quad (4.58)$$

Note, that the right hand side expresses a discrete form of integration, and, hence, has the same form as Equation (2.66). In the standard bases of $C^p\mathcal{K}$ and $C^{D-p}\mathcal{K}$ the discrete Hodge star \star_p is represented as a sparse matrix with dimension $N_{D-p} \times N_p$, where the nonzero entries are those corresponding to pairs of topologically orthogonal cells.

The physical dimension of \star_p is \mathbb{L}^{D-2p} , just like in the continuum case.

Proposition 4.41. Let \mathcal{K} be an oriented quasi-cubical Riemannian mesh of dimension D , $p \in \{0, \dots, D\}$, $\sigma \in C^p\mathcal{K}$, $c \in \mathcal{K}_{D-p}$. Then

$$\begin{aligned} (\star_p \sigma)(c_\bullet) &= \frac{1}{\langle c^\bullet, c^\bullet \rangle_{D-p}} \sum_{(a,b) \in \mathcal{K}_D \times \mathcal{K}_{D-p}, b \perp_a c} (b^\bullet \smile c^\bullet)[\mathcal{K}] \sigma(b_\bullet) \\ &= \frac{1}{2^D \langle c^\bullet, c^\bullet \rangle_{D-p}} \sum_{(a,b) \in \mathcal{K}_D \times \mathcal{K}_{D-p}, b \perp_a c} \varepsilon^\perp(a, b, c) \sigma(b_\bullet). \end{aligned} \quad (4.59)$$

Remark 4.42. A proof for a similar formulation on a convex mesh is derived at [26, Equation 16]. Note that in [26, 35, Equation 16] a different convention for Hodge star is used but this one coincides with the standard one, used in exterior algebras.

Definition 4.43. Let \mathcal{K} be a compatibly oriented quasi-cubical Riemannian mesh. The **adjoint coboundary operator** δ_p^\star is the discrete analogue of the codifferential. It is defined as the adjoint of $\tilde{\delta}_{p-1}$ with respect to the inner product (restricted to zero-trace cochains), that is, for any $\pi \in C_0^p\mathcal{K}$ and $\rho \in C_0^{p-1}\mathcal{K}$,

$$\langle \pi, \tilde{\delta}_{p-1} \rho \rangle_p = \langle \delta_p^\star \pi, \rho \rangle_{p-1}. \quad (4.60)$$

The adjoint coboundary operator δ_p^\star is represented as a sparse matrix with dimension $|C_0^{p-1}\mathcal{K}| \times |C_0^p\mathcal{K}|$ with the same stencil as the boundary operator ∂_p (when restricted to boundary non-boundary cells): only magnitudes of values differ from those of the boundary operator, while the signs are the same.

The physical dimension of δ_p^\star is \mathbb{L}^{-2} , like in the continuum.

Proposition 4.44. Let \mathcal{K} be a compatibly oriented quasi-cubical Riemannian mesh, $p \in \{1, \dots, D\}$, $\sigma \in C_0^p\mathcal{K}$, $b \in \text{interior}(\mathcal{K}_{p-1})$. Then [26, Equation 14]

$$(\delta_p^\star \sigma)(b_\bullet) = \frac{1}{\langle b^\bullet, b^\bullet \rangle_{p-1}} \sum_{a \succ b} \varepsilon(a, b) \langle a^\bullet, a^\bullet \rangle_p \sigma(a_\bullet). \quad (4.61)$$

Proposition 4.45. Let \mathcal{K} be a compatibly oriented quasi-cubical Riemannian mesh of dimension D . Then

$$\delta_{D-p}^* \circ \star_p = (-1)^{p+1} \star_{p+1} \circ \tilde{\delta}_p. \quad (4.62)$$

Proof. The proof is essentially the same as the proof of Equation (2.73), given by Equation (2.75). \square

Remark 4.46. We are ready to reformulate the exterior calculus models in a discrete setting. Before doing that, in Table 5 we summarise both formalisms (continuous and discrete) and how they relate to one another. The central column, “Correspondence”, describes the level of accuracy between a continuous and a discrete notion. More precisely, some relationships are exact by definition, namely those relating objects by discretising them. For relationships between operators, a commutative diagram approach is used – an operator is exact if first discretising it, and then applying it on discrete objects gives the same result as first applying it at continuous objects and then discretising them.

For instance, all topological operators except the wedge/cup products correspond exactly. The accuracy of the correspondence between the wedge product and the cup product on a simplicial mesh is discussed in detail in [32]; one of the crucial differences is the non-associativity of the cup product. For metric operators, all relationships are approximate, which is inescapable. However, our definitions are based on the following principles:

1. the Hodge star and adjoint coboundary operators have analogous definitions to their continuous counterparts, so that they share some common algebraic expressions with them;
2. the basis cochains are orthogonal with respect to the inner product so that discrete Hodge star and adjoint coboundary are local operators;
3. the discrete counterparts of the volume form and the identity function are discrete Hodge-dual;
4. for regular cubical grids of mesh size $h > 0$, the discrete operators have optimal accuracy ($O(h^2)$ in the interior) when viewed as approximations of their respective continuous counterparts.

That being said, the discrete calculus presented here (CMC) is fully intrinsic and self-contained, i.e., it should be considered as independent of the continuous one. The smooth exterior calculus is primarily a source of inspiration on how to build the discrete one.

Table 5: Summary of Exterior calculus and Combinatorial mesh calculus

Exterior calculus			Correspondence	Combinatorial mesh calculus		
Quantity/Operator	Expression	Dimension		Quantity/Operator	Expression	Dimension
Manifold	M	1	Exact	Mesh	\mathcal{M}	1
Submanifold	V	1	Exact	Cell	a	1
Vector field	X	Generic	–	–	–	–
Differential form	ω	Generic	Exact	Cochain	σ	Generic
Boundary	∂	1	Exact	Boundary operator	∂	1
Exterior derivative	d	1	Exact	Coboundary operator	δ	1
Integration	$\int_M \omega$	1	Exact	Discrete integration	$\sigma[\mathcal{M}]$	1
Trace	$\text{tr } \omega$	1	Exact	Discrete trace	$\text{tr } \sigma$	1
Wedge product	\wedge	1	Approximate	Cup product	\smile	1
Metric tensor	g_p^*	\mathbb{L}^{-2p}	–	–	–	–
Inner product	$\langle \cdot, \cdot \rangle_p$	\mathbb{L}^{D-2p}	Approximate	Discrete inner product	$\langle \cdot, \cdot \rangle_p$	\mathbb{L}^{D-2p}
Hodge star	\star_p	\mathbb{L}^{D-2p}	Approximate	Discrete Hodge star	\star_p	\mathbb{L}^{D-2p}
Codifferential	d_p^*	\mathbb{L}^{-2}	Approximate	Adjoint coboundary operator	δ_p^*	\mathbb{L}^{-2}

5. Combinatorial mesh calculus variational formulations

Discussion 5.1. The exterior calculus formulations in Section 3 will be translated almost literally into CMC formulations. However, a little bit of care should be taken in light of the fact that the discrete Hodge star operators are not invertible. Hence, in principle, the discrete primal strong, primal weak and mixed weak formulations (both transient and steady-state) are not equivalent to one another. Moreover, their continuous derivations do not translate literally in the discrete setting. However, our numerical tests show good results, and so we will stick to the literal translations.

Notation 5.2 (Parameters participating in the CMC model for transport phenomena). Before imposing the (strong) model, let us summarise all the parameters that will be used in all subsequent reformulations. Until the end of this section let:

- D be a positive integer (space dimension);
- \mathcal{M} be a D -dimensional oriented Riemannian mesh;
- \mathcal{K} be the Forman subdivision of \mathcal{M} ;
- $\Gamma_{\mathbf{D}}, \Gamma_{\mathbf{N}}$ form a partition of $\partial\mathcal{K}$ into Dirichlet and Neumann boundary (discrete analogue of Equation (3.17)).
- $t_0[\mathbf{T}] \in \mathbb{R}$ be the initial time;
- $I := [t_0, \infty)$;

Input parameters, initial and boundary conditions are given in Table 6. The unknowns are given in Table 7.

Table 6: Transport phenomena parameters in the CMC formulation

Quantity	Symbol	Domain	Dimension	Pseudo-object?	In continuum
Initial potential	u_0	$C^0\mathcal{K}$	\mathbf{Y}	No	eq. (3.36)
Internal production rate	f	$\mathcal{C}^\infty(I, C^D\mathcal{K})$	$\mathbf{X}\mathbf{T}^{-1}$	Yes	eq. (3.8)
Prescribed flow rate	$g_{\mathbf{N}}$	$\mathcal{C}^\infty(I, C^{D-1}\Gamma_{\mathbf{N}})$	$\mathbf{X}\mathbf{T}^{-1}$	Yes	eq. (3.14)
Prescribed potential	$g_{\mathbf{D}}$	$\mathcal{C}^\infty(I, C^0\Gamma_{\mathbf{D}})$	\mathbf{Y}	No	eq. (3.18)
Volumetric flow rate	v	$\mathcal{C}^\infty(I, C^{D-1}\mathcal{K})$	$\mathbf{L}^D\mathbf{T}^{-1}$	Yes	eq. (3.33)
Capacity	π	$\mathcal{C}^\infty(I, C^D\mathcal{K}) \rightarrow \mathcal{C}^\infty(I, C^D\mathcal{K})$	$\mathbf{X}\mathbf{Y}^{-1}\mathbf{L}^{-D}$	No	eq. (3.21)
Dual capacity	$\tilde{\pi}$	$\mathcal{C}^\infty(I, C^0\mathcal{K}) \rightarrow \mathcal{C}^\infty(I, C^0\mathcal{K})$	$\mathbf{X}\mathbf{Y}^{-1}\mathbf{L}^{-D}$	No	eq. (3.20)
Conductivity	κ	$\mathcal{C}^\infty(I, C^{D-1}\mathcal{K}) \rightarrow \mathcal{C}^\infty(I, C^{D-1}\mathcal{K})$	$\mathbf{X}\mathbf{Y}^{-1}\mathbf{L}^{2-D}\mathbf{T}^{-1}$	No	eq. (3.27)
Dual conductivity	$\tilde{\kappa}$	$\mathcal{C}^\infty(I, C^1\mathcal{K}) \rightarrow \mathcal{C}^\infty(I, C^1\mathcal{K})$	$\mathbf{X}\mathbf{Y}^{-1}\mathbf{L}^{2-D}\mathbf{T}^{-1}$	No	eq. (3.30)

Table 7: Transport phenomena unknowns in the CMC formulation

Quantity	Symbol	Domain	Dimension	Pseudo-object?	Continuum reference
Amount	Q	$\mathcal{C}^\infty(I, C^D\mathcal{K})$	\mathbf{X}	Yes	eq. (3.3)
Flow rate	q	$\mathcal{C}^\infty(I, C^{D-1}\mathcal{K})$	$\mathbf{X}\mathbf{T}^{-1}$	Yes	eq. (3.5)
Diffusive flow rate	$q_{\mathcal{D}}$	$\mathcal{C}^\infty(I, C^{D-1}\mathcal{K})$	$\mathbf{X}\mathbf{T}^{-1}$	Yes	eq. (3.24)
Advective flow rate	$q_{\mathcal{A}}$	$\mathcal{C}^\infty(I, C^{D-1}\mathcal{K})$	$\mathbf{X}\mathbf{T}^{-1}$	Yes	eq. (3.25)
Potential	u	$\mathcal{C}^\infty(I, C^0\mathcal{K})$	\mathbf{Y}	No	eq. (3.16)

Formulation 5.3 (CMC transient model for transport phenomena). Combining everything described in this section, under the assumptions of Notation 5.2, we arrive at the model given in Table 8.

Table 8: Governing equations for transport phenomena in the CMC formulation

Equation	Dimension	Law	Continuum reference
$\frac{\partial Q}{\partial t} = f - \delta_{D-1}q$	$\mathbf{X}\mathbf{T}^{-1}$	Conservation law	eq. (3.13)
$\frac{\partial Q}{\partial t} = \star_0 \tilde{\pi} \frac{\partial u}{\partial t} = \pi \star_0 \frac{\partial u}{\partial t}$	$\mathbf{X}\mathbf{T}^{-1}$	Relation between potential and amount	eq. (3.23)
$q = q_{\mathcal{D}} + q_{\mathcal{A}}$	$\mathbf{X}\mathbf{T}^{-1}$	Flow rate decomposition	eq. (3.26)
$q_{\mathcal{D}} = \kappa d_D^\star \star_0 u$	$\mathbf{X}\mathbf{T}^{-1}$	Constitutive law	eq. (3.29)
$q_{\mathcal{A}} = (\star_D Q) \smile v$	$\mathbf{X}\mathbf{T}^{-1}$	Advective flow rate formula	eq. (3.35)
$\text{tr}_{\Gamma_{\mathbf{D},0}}(u) = g_{\mathbf{D}}$	\mathbf{Y}	Dirichlet boundary condition	eq. (3.19)
$\text{tr}_{\Gamma_{\mathbf{N},D-1}}(q) = g_{\mathbf{N}}$	$\mathbf{X}\mathbf{T}^{-1}$	Neumann boundary condition	eq. (3.15)
$u(t_0) = u_0$	\mathbf{Y}	Initial condition	eq. (3.37)

5.1. Primal weak formulation

Formulation 5.4 (CMC transient primal weak formulation for transport phenomena). The following formulation is a discrete version of [Formulation 3.22](#). Under the assumptions of [Notation 5.2](#) define the following operators:

$$A_{\mathcal{D}}: C^0\mathcal{K} \times C^\infty(I, C^0\mathcal{K}) \rightarrow \mathbb{R}, \quad A_{\mathcal{D}}(w, u) := \langle \delta_0 w, \tilde{\kappa} \delta_0 u \rangle_{\mathcal{K},1} \quad [\mathbf{XT}^{-1}\mathbf{Y}^{-1}], \quad (5.1a)$$

$$A_{\mathcal{A}}: C^0\mathcal{K} \times C^\infty(I, C^0\mathcal{K}) \rightarrow \mathbb{R}, \quad A_{\mathcal{A}}(w, u) := (\delta_0 w \smile (\tilde{\pi} u \smile v))[\mathcal{K}] \quad [\mathbf{XT}^{-1}\mathbf{Y}^{-1}], \quad (5.1b)$$

$$B: C^0\mathcal{K} \times C^\infty(I, C^0\mathcal{K}) \rightarrow \mathbb{R}, \quad B(w, u) := \langle w, \tilde{\pi} u \rangle_{\mathcal{K},0} \quad [\mathbf{XY}^{-1}], \quad (5.1c)$$

$$G: C^0\mathcal{K} \rightarrow \mathbb{R}, \quad G(w) := (\text{tr}_{\Gamma_{\mathbf{N}}} w \smile g_{\mathbf{N}})[\Gamma_{\mathbf{N}}] \quad [\mathbf{XT}^{-1}], \quad (5.1d)$$

$$F: C^0\mathcal{K} \rightarrow \mathbb{R}, \quad F(w) := (w \smile f)[\mathcal{K}] \quad [\mathbf{XT}^{-1}]. \quad (5.1e)$$

The unknown variable is the potential $u[\mathbf{Y}] \in C^\infty(I, C^0\mathcal{K})$. We are solving the following system for u :

$$\forall w[\mathbf{Y}] \in \text{Ker tr}_{\Gamma_{\mathbf{D}},0}, \quad B(w, \frac{\partial u}{\partial t}) + A_{\mathcal{D}}(w, u) - A_{\mathcal{A}}(w, u) = F(w) - G(w) \quad [\mathbf{XT}^{-1}\mathbf{Y}], \quad (5.2a)$$

$$\text{tr}_{\Gamma_{\mathbf{D}},0}(u) = g_{\mathbf{D}} \quad [\mathbf{Y}], \quad (5.2b)$$

$$u(t_0) = u_0 \quad [\mathbf{Y}]. \quad (5.2c)$$

The flow rate $q[\mathbf{XT}^{-1}] \in C^\infty(I, C^{D-1}\mathcal{K})$ is calculated in the post-processing phase as follows: for any $t \in I$, $c \in \mathcal{K}_{D-1}$,

$$q(t, c_\bullet) = \begin{cases} (-\star_1 \tilde{\kappa} \delta_0 u + \tilde{\pi} u \smile v)(t, c_\bullet), & c \notin (\Gamma_{\mathbf{N}})_{D-1} \\ g_{\mathbf{N}}(t, c_\bullet), & c \in (\Gamma_{\mathbf{N}})_{D-1} \end{cases}. \quad (5.3)$$

Formulation 5.5 (CMC steady-state primal weak formulation for transport phenomena). Take the time-independent versions of assumptions in [Notation 5.2](#) and the operators in [Equation \(5.1\)](#). The unknown variable the potential $u[\mathbf{Y}] \in C^0\mathcal{K}$. We are solving the following system for u :

$$\forall w[\mathbf{Y}] \in \text{Ker tr}_{\Gamma_{\mathbf{D}},0}, \quad A_{\mathcal{D}}(w, u) - A_{\mathcal{A}}(w, u) = F(w) - G(w) \quad [\mathbf{XT}^{-1}\mathbf{Y}], \quad (5.4a)$$

$$\text{tr}_{\Gamma_{\mathbf{D}},0}(u) = g_{\mathbf{D}} \quad [\mathbf{Y}]. \quad (5.4b)$$

The flow rate $q[\mathbf{XT}^{-1}] \in C^{D-1}\mathcal{K}$ is calculated in the post-processing phase as follows: for any $c \in \mathcal{K}_{D-1}$,

$$q(c_\bullet) = \begin{cases} (-\star_1 \tilde{\kappa} \delta_0 u + \tilde{\pi} u \smile v)(c_\bullet), & c \notin (\Gamma_{\mathbf{N}})_{D-1} \\ g_{\mathbf{N}}(c_\bullet), & c \in (\Gamma_{\mathbf{N}})_{D-1} \end{cases}. \quad (5.5)$$

5.2. Mixed weak formulation

Formulation 5.6 (CMC transient mixed weak formulation for transport phenomena). The following formulation is a discrete version of [Formulation 3.26](#). Under the assumptions of [Notation 5.2](#) define the following operators

$$A: C^{D-1}\mathcal{K} \times C^\infty(I, C^{D-1}\mathcal{K}) \rightarrow \mathbb{R}, \quad A(r, s) := \langle r, \kappa^{-1} s \rangle_{\mathcal{K},D-1} \quad [\mathbf{X}^{-1}\mathbf{T}\mathbf{Y}], \quad (5.6a)$$

$$B_{\mathcal{D}}: C^D\mathcal{K} \times C^\infty(I, C^{D-1}\mathcal{K}) \rightarrow \mathbb{R}, \quad B_{\mathcal{D}}(\tilde{w}, r) := \langle d_{D-1} r, \tilde{w} \rangle_{\mathcal{K},D} \quad [\mathbf{L}^{-D}], \quad (5.6b)$$

$$B_{\mathcal{A}}: C^D\mathcal{K} \times C^\infty(I, C^{D-1}\mathcal{K}) \rightarrow \mathbb{R}, \quad B_{\mathcal{A}}(\tilde{w}, r) := \langle r, \kappa^{-1} (\star_D \pi \tilde{w} \smile v) \rangle_{\mathcal{K},D-1} \quad [\mathbf{L}^{-D}], \quad (5.6c)$$

$$C: C^D\mathcal{K} \times C^\infty(I, C^D\mathcal{K}) \rightarrow \mathbb{R}, \quad C(\tilde{w}, \tilde{u}) := \langle \pi \tilde{u}, \tilde{w} \rangle_{\mathcal{K},D} \quad [\mathbf{XL}^{-2D}\mathbf{Y}^{-1}], \quad (5.6d)$$

$$G: C^{D-1}\mathcal{K} \rightarrow \mathbb{R}, \quad G(r) := (\text{tr}_{\Gamma_{\mathbf{D}},D-1} r \smile g_{\mathbf{D}})[\Gamma_{\mathbf{D}}] \quad [\mathbf{Y}], \quad (5.6e)$$

$$F: C^D\mathcal{K} \rightarrow \mathbb{R}, \quad F(\tilde{w}) := \langle f, \tilde{w} \rangle_{\mathcal{K},D} \quad [\mathbf{XT}^{-1}\mathbf{L}^{-D}], \quad (5.6f)$$

$$\text{flow_rate}: C^0\mathcal{K} \rightarrow \mathbb{R}, \quad \text{flow_rate}(w) := \kappa \delta_D^* w + \pi \star_0 w \smile v \quad [\mathbf{XT}^{-1}\mathbf{Y}^{-1}]. \quad (5.6g)$$

The unknown variables are:

- $q[\mathbf{XT}^{-1}] \in C^\infty(I, C^{D-1}\mathcal{K})$ (flow rate);
- $\tilde{u}[\mathbf{YL}^D]: C^\infty(I, C^D\mathcal{K})$ (dual potential).

We are solving the following problem for q and \tilde{u} :

$$\forall r[\mathbf{XT}^{-1}] \in \text{Ker tr}_{\Gamma_{\mathbf{N}}, D-1}, A(r, q) - B_D^T(r, \tilde{u}) - B_A^T(r, \tilde{u}) = -G(r) \quad [\mathbf{XT}^{-1}\mathbf{Y}], \quad (5.7a)$$

$$\forall \tilde{w}[\mathbf{YL}^D] \in C^D\mathcal{K}, \quad -B_D(\tilde{w}, q) - C(\tilde{w}, \frac{\partial \tilde{u}}{\partial t}) = -F(\tilde{w}) \quad [\mathbf{XT}^{-1}\mathbf{Y}], \quad (5.7b)$$

$$\text{tr}_{\Gamma_{\mathbf{N}}, D-1} q = g_{\mathbf{N}} \quad [\mathbf{XT}^{-1}], \quad (5.7c)$$

$$\tilde{u}(t_0) = \star_0 u_0 \quad [\mathbf{YL}^D], \quad (5.7d)$$

$$q(t_0) = \text{flow_rate}(u_0) [\mathbf{XT}^{-1}]. \quad (5.7e)$$

The potential $u[\mathbf{Y}] \in C^\infty(I, C^0\mathcal{K})$ is calculated in the post-processing phase as follows: for any $t \in I$, $c \in \mathcal{K}_0$,

$$u(t, c_\bullet) := \begin{cases} u_0(c_\bullet), & t = t_0 \\ (\star_D \tilde{u})(t, c_\bullet), & t > t_0 \text{ and } c \notin (\Gamma_{\mathbf{D}})_0 \\ g_{\mathbf{D}}(t, c_\bullet), & t > t_0 \text{ and } c \in (\Gamma_{\mathbf{D}})_0 \end{cases} \quad (5.8)$$

Formulation 5.7 (CMC steady-state mixed weak formulation for transport phenomena). Take the time-independent versions of assumptions in [Notation 5.2](#) and the operators in [Equation \(5.6\)](#). The unknown variables are:

- $q[\mathbf{XT}^{-1}] \in C^{D-1}\mathcal{K}$ (flow rate);
- $\tilde{u}[\mathbf{YL}^D] \in C^D\mathcal{K}$ (dual potential).

We are solving the following problem for q and \tilde{u} :

$$\forall r[\mathbf{XT}^{-1}] \in \text{Ker tr}_{\Gamma_{\mathbf{N}}, D-1}, A(r, q) - B_D^T(r, \tilde{u}) - B_A^T(r, \tilde{u}) = -G(r) \quad [\mathbf{XT}^{-1}\mathbf{Y}], \quad (5.9a)$$

$$\forall \tilde{w}[\mathbf{YL}^D] \in C^D\mathcal{K}, \quad -B_D(\tilde{w}, q) = -F(\tilde{w}) \quad [\mathbf{XT}^{-1}\mathbf{Y}], \quad (5.9b)$$

$$\text{tr}_{\Gamma_{\mathbf{N}}, D-1} q = g_{\mathbf{N}} \quad [\mathbf{XT}^{-1}]. \quad (5.9c)$$

The potential $u[\mathbf{Y}] \in C^0\mathcal{K}$ is calculated in the post-processing phase as follows: for any $c \in \mathcal{K}_0$,

$$u(c_\bullet) := \begin{cases} (\star_D \tilde{u})(c_\bullet), & c \notin (\Gamma_{\mathbf{D}})_0 \\ g_{\mathbf{D}}(c_\bullet), & c \in (\Gamma_{\mathbf{D}})_0 \end{cases} \quad (5.10)$$

5.3. Comparison with other methods

Discussion 5.8. Two methods that are notoriously based on differential geometry and meshes (i.e, forms and cochains) are discrete exterior calculus (DEC, [\[36\]](#)) and finite element exterior calculus (FEEC, [\[30\]](#)).

DEC is usually presented as a discretisation method based on simplicial meshes and their circumcentric dual, used for producing diagonal Hodge star matrices, where Hodge star operators act between primal p -cochains and dual $(D-p)$ -cochains. The method does not define the full metric calculus (inner product, adjoint coboundary operator) and cannot be applied to our mixed formulations.

FEEC is a formalism for creating finite element spaces in a structured way based on smooth exterior calculus. It is purely a discretisation method and cannot accommodate material properties of microstructural features of different dimensions. Polynomial finite elements are generally constructed via polynomial mappings of reference elements and cannot handle general curvilinear meshes, although a large class of such elements can be handled with polynomial approximations [\[37\]](#). Virtual finite elements, on the other hand, can handle general shapes [\[38\]](#).

In CMC the shapes of the cells do not matter for calculations as all the required information is encoded in the face lattice, relative orientations and cell measures – everything else is canonically represented. The shapes may matter in the pre-processing phase if the discrete input comes from a continuous problem. The embedding is also required for visualisation.

6. Simulation examples

Discussion 6.1. Although the aim of this article is to develop intrinsic spatial-discrete formulations for transport phenomena, we will verify the proposed CMC formulations by comparing them to formulations with exact solutions in the continuum, as if the discrete formulations were discretisations. Indeed, we first introduced the necessary apparatus of exterior calculus on manifolds and used it to formulate strong, primal weak and mixed weak formulations. Then we introduced an analogous apparatus on meshes (CMC), made the connection with exterior calculus, and used it to formulate analogous discrete formulations. Since we are not doing a discretisation, we could directly derive strong and weak formulations. However, the reasons for our approach are the following:

1. exterior calculus is a well established mathematical theory, and so is instructive to relate to it; clearly, it has guided us in the development of the discrete theory;
2. we could pose problems with manufactured solutions using exterior calculus, and pre-process (discretise) them for input to discrete problems. We can then compare the discrete solutions with the discretised versions of the continuum solutions.
3. since Hodge stars \star_p and \star_{D-p} do not cancel (up to a sign $(-1)^{p(D-p)}$) in the discrete case, we would have to keep Hodge stars in the bilinear forms. Going through exterior calculus formulations and translating the resulting final forms allows us to motivate not using Hodge star. Hodge stars are problematic since they increase the stencil and may have non-full rank for some mesh topologies.

Discussion 6.2 (Pre-processing of continuous input). Consider a continuous steady-state problem (Formulation 3.23 or Formulation 3.27) defined on a D -dimensional manifold M , with $\partial M = \Gamma_D \cup \Gamma_N$ (Equation (3.17)), and input data (κ, f, g_D, g_N) (time-independent versions from Table 2). Let \mathcal{M} be a mesh that realises M through an embedding $\varphi: \mathcal{M} \rightarrow \mathcal{P}(M)$, such that all of its boundary cells lie in full in Γ_D or Γ_N , i.e., it is not possible for a cell to have non-empty intersection with both of Γ_D and Γ_N , while not being on their common boundary. Take the Forman decomposition \mathcal{K} of \mathcal{M} , and by $\Gamma_D^\mathcal{K}$ and $\Gamma_N^\mathcal{K}$ denote the discrete versions of Γ_D and Γ_N respectively. Assume that κ is constant everywhere, so its discrete counterpart $\kappa^\mathcal{K}$ has the same value on all $(D-1)$ -cells (or $\tilde{\kappa}^\mathcal{K}$ on 1-cells). f , v , g_D , and g_N are discretised using the corresponding de Rham maps:

$$f^\mathcal{K} = R_{\mathcal{K},D}(f), \quad v^\mathcal{K} = R_{\mathcal{K},D-1}(v), \quad g_D^\mathcal{K} = R_{\Gamma_D^\mathcal{K},0}(g_D), \quad g_N^\mathcal{K} = R_{\Gamma_N^\mathcal{K},D-1}(g_N). \quad (6.1)$$

Hence, we get the following discrete input for Formulation 5.5 and Formulation 5.7:

$$(\mathcal{K}, \Gamma_D^\mathcal{K}, \Gamma_N^\mathcal{K}, \kappa^\mathcal{K}, f^\mathcal{K}, g_D^\mathcal{K}, g_N^\mathcal{K}). \quad (6.2)$$

In the examples, $v^\mathcal{K}$ is assumed to be 0, i.e., we will not include advective terms.

Discussion 6.3 (Translating densities to differential forms). In this article we have done all continuous modelling in the language of smooth exterior calculus which is better suited to be mimicked in a discrete formulation, and as a source of continuous input. We will not discuss in detail the full translation of smooth exterior calculus formulations into the familiar vector calculus ones. However, the input parameters, represented as differential forms, may be supplied as densities for which we have to do a continuous-to-continuous pre-processing before doing the continuous-to-discrete pre-processing.

If internal production rate is supplied as a density, i.e., as 0-form $\tilde{f}[\mathbf{X}\mathbf{T}^{-1}\mathbf{L}^{-D}]$, we define $f := \star_0 \tilde{f}$.

If the prescribed flow rate is given as a density (a 0-form) $\tilde{g}_N[\mathbf{X}\mathbf{T}^{-1}\mathbf{L}^{1-D}]$ on Γ_N , we define $g_N := \star_{\Gamma_N,0} \tilde{g}_N$.

Pre-processing vector fields is a bit more involved, e.g., as in the case of the volumetric flow rate v when advection is present. Assume instead of v we have the flow velocity vector field \mathbf{v} , usually stated in Cartesian coordinates by its velocity components, i.e.,

$$\mathbf{v} = \sum_{p=1}^D v_p \frac{\partial}{\partial x_p}, \quad v_p[\mathbf{L}\mathbf{T}^{-1}]. \quad (6.3)$$

Because $[[\frac{\partial}{\partial x_p}]] = \mathbf{L}^{-1}$ (since $[[dx^p]] = \mathbf{L}$ and vector fields are dual to forms), $[[\mathbf{v}]] = \mathbf{T}^{-1}$. (This may sound counter-intuitive but note that the components $\{v_p\}_{p=1}^D$ of \mathbf{v} have the dimension of speed.) Next, define the **flat operator** (one of the **musical isomorphisms**, the other one being its inverse, the **sharp operator**), $\flat: \mathcal{X}\mathcal{M} \rightarrow \Omega^1 M$, as follows: for any $X, Y \in \mathcal{X}M$,

$$(X^\flat)(Y) = g(X, Y), \quad (6.4)$$

whose dimension is the same as g , i.e., \mathbf{L}^2 . Hence, we get the volumetric flow rate density $\tilde{v}[\mathbf{L}^2\mathbf{T}^{-1}] := \mathbf{v}^\flat$. Finally, we apply the Hodge star to get the actual volumetric flow rate $v[\mathbf{L}^D\mathbf{T}^{-1}]$, i.e., $v := \star_1 \tilde{v}$.

Discussion 6.4 (Solving discrete systems). We can solve the resulting problem (primal: Equation (5.4), or mixed: Equation (5.9)) with standard methods to get the potential $u^\mathcal{K} \in C^0\mathcal{K}$ and the flow rate $q^\mathcal{K} \in C^{D-1}\mathcal{K}$. Indeed, the operators and boundary conditions involved have the same forms for all discrete or discretised weak formulations, and so the LHS matrices, RHS vectors, and boundary constraints have the same form (see [39, Equations 2.7–2.10, 2.21–2.24]). However, one important feature of the mixed weak CMC formulation presented here is that the matrix A is diagonal, and so the straightforward solution method of variable elimination works without introducing dense matrices, thus transforming a mixed LHS matrix to a sparse symmetric positive definite one. Indeed, the mixed system is represented in the form $Aq - B^T u = -g$, $-Bq = -f$, and we can express q from the first equation by



Figure 1: Rainbow colour scheme used for visualisation of potentials and flow rates

$q = A^{-1}(-g + B^T u)$, which leads to

$$-BA^{-1}(-g + B^T u) = -f \Rightarrow BA^{-1}B^T u = BA^{-1}g + f, \quad (6.5)$$

and the matrix $BA^{-1}B^T$ is sparse (since A is diagonal) and positive definite. Hence, both primal and mixed formulations can be solved using sparse Cholesky decomposition.

Discussion 6.5 (Post-processing and comparison with exact continuous solutions). u^K is visualised trivially by applying it to the nodes of the mesh and creating a heat map. To visualise the q^K on a $(D-1)$ -cell S we proceed as follows. Let S be boundary of V_- and V_+ (if S is on the boundary, we assume a ghost cell as the background). The direction of the flow is from V_+ to V_- if $q^K(S) > 0$, from V_- to V_+ if $q^K(S) < 0$, and there is no flow if $q^K(S) = 0$. The flow rate is then drawn as an arrow in the direction of the flow, with magnitude given by the heat map value of $q^K(S)$ (no normalisation, e.g., dividing it by its measure $\mu_{D-1}(S)$, is done). No arrow is drawn if the flow is zero. We use a rainbow colour scheme, shown on Figure 1 (representing lowest value in red and highest value in magenta).

The continuous solution (u, q) is discretised into (u', q') by the de Rham maps R_0 and R_{D-1} , and then visualised the same way as (u^K, q^K) . For both formulations and both variables we compute global relative errors with respect to the Euclidean norm $\|(x_1, \dots, x_n)\|_2 := (x_1^2 + \dots + x_n^2)^{1/2}$, i.e.,

$$u_{\text{rel}} := \frac{\|u^K - u'\|_2}{\|u'\|_2}, \quad q_{\text{rel}} := \frac{\|q^K - q'\|_2}{\|q'\|_2}. \quad (6.6)$$

Discussion 6.6. We will consider four examples for the steady-state formulation, that will illustrate the CMC formulations for various problems with prescribed exact solutions (we start with desired potential and flow rate and derive the input data that leads to these solutions). In all examples the conductivity will be constant across their domains, and there will be no advective terms.

1. In Section 6.1 we will consider a 3D example for a simple problem with exact potential on the unit cube. Application of the CMC formulations to more complex 3D domains is left for future modelling of real microstructures.
2. In Section 6.2 we will simulate a problem on a disk with a quadratic potential. We will be using regular meshes (concentric circles intersected by equally spaced rays), but will illustrate the natural handling of curved cells. This is a feature that may not be available in domain discretisation methods for solving continuum problems. For instance, in many finite elements all cells must be flat polytopes since the degrees of freedom must reconstruct piecewise polynomial spaces.
3. The example in Section 6.3 is a further complication of the previous one – this time the whole space is curved, being a hemisphere. Again, we will be working with the sphere as a curved manifold. We will calculate the metric tensor and impose input parameters in spherical coordinates, and discretise the input parameters for the discrete formulations.
4. In Section 6.4 we will simulate a problem with linear potential (and, hence, a constant flow rate) on a rectangle. We will, however test the CMC formulations on an irregular mesh generated by Neper ([40], <https://neper.info>).

The code for these examples (and many more) can be found at <https://github.com/kipiberbatov/cmc>.

6.1. Quadratic potential on the unit cube

Example 6.7. Let $M = [0, 1]^3$ be the unit cube with the Euclidean metric. Consider an exact potential

$$u: M \rightarrow \mathbb{R}, \quad u(x, y, z) = x^2 + y^2 + z^2. \quad (6.7)$$

Take $\kappa \equiv 2$. Then the flow rate is given by

$$q = -2 \star_1 d_0 u = -2 \star_1 (2x dx + 2y dy + 2z dz) = -4(x dy \wedge dz + y dz \wedge dx + z dx \wedge dy). \quad (6.8)$$

The internal production rate is

$$f = dq = -12 dx \wedge dy \wedge dz. \quad (6.9)$$

Let the Dirichlet boundary $\Gamma_{\mathbf{D}}$ consists of the front, back, top, and bottom faces, while the Neumann boundary $\Gamma_{\mathbf{N}}$ consists of the left and right faces, i.e.,

$$\Gamma_{\mathbf{D}} = [0, 1] \times \{0, 1\} \times [0, 1] \cup [0, 1] \times [0, 1] \times \{0, 1\}, \quad \Gamma_{\mathbf{N}} = \{0, 1\} \times [0, 1] \times [0, 1]. \quad (6.10)$$

The prescribed potential and flow rate are equal to

$$g_{\mathbf{D}}(x, y, z) = (\text{tr}_{\Gamma_{\mathbf{D}}, 0}(u))(x, y, z) = \begin{cases} x^2 + z^2, & y = 0 \\ x^2 + z^2 + 1, & y = 1 \\ x^2 + y^2, & z = 0 \\ x^2 + y^2 + 1, & z = 1 \end{cases}, \quad g_{\mathbf{N}} = \text{tr}_{\Gamma_{\mathbf{N}}, 1}(q) = \begin{cases} 0, & x = 0 \\ -4dy \wedge dz, & x = 1 \end{cases}. \quad (6.11)$$

The relative errors are: 0 for primal weak potential; 0.0467428 for mixed weak potential; 0.129099 for primal weak flow rate; 7.2207e-16 for mixed weak flow rate.

An interesting feature of the solution to the discrete primal weak formulation on a regular grid is that it is exact for all potentials of degree at most two, achieving this with the lowest amount of degrees of freedom, that is only nodal ones. (The reported nonzero error for primal weak flow rate is due to imperfect post-processing on the boundary.) Indeed, the same cannot be said for finite differences (because of Neumann boundary conditions have precision only $O(h)$) and lowest order (Lagrange) finite elements (they are exact for products of linear polynomials of the space coordinates). Similarly, mixed flow rate perfectly approximates the exact flow rate.

6.2. Quadratic potential on a 2D disk

Example 6.8. Let $M = \{(x, y) \in \mathbb{R}^2 \mid x^2 + y^2 \leq 1\}$ be the unit disk with the Euclidean metric. Consider an exact potential

$$u: M \rightarrow \mathbb{R}, \quad u(x, y) = x^2 + y^2. \quad (6.12)$$

Take $\kappa \equiv 1$. Then the flow rate is given by

$$q = -\star_1 d_0 u = -\star_1 (2x dx + 2y dy) = 2y dx - 2x dy. \quad (6.13)$$

The internal production rate is

$$f = dq = d(2y dx - 2x dy) = 2 dy \wedge dx - 2 dx \wedge dy = -4 dx \wedge dy. \quad (6.14)$$

The boundary of M is the unit circle $\partial M = \{(x, y) \in \mathbb{R}^2 \mid x^2 + y^2 = 1\}$. Let the Dirichlet boundary $\Gamma_{\mathbf{D}}$ be the right half-circle, while and the Neumann boundary $\Gamma_{\mathbf{N}}$ be the left half-circle, i.e.,

$$\Gamma_{\mathbf{D}} = \{(x, y) \in \partial M \mid x \geq 0\}, \quad \Gamma_{\mathbf{N}} = \{(x, y) \in \partial M \mid x \leq 0\}. \quad (6.15)$$

The prescribed potential equals to

$$g_{\mathbf{D}}(x, y) = (\text{tr}_{\Gamma_{\mathbf{D}}, 0}(u))(x, y) = 1. \quad (6.16)$$

We will describe the prescribed flow rate $g_{\mathbf{N}}$ on $\Gamma_{\mathbf{N}}$ in polar coordinates, i.e., $(x, y) = (\cos \varphi, \sin \varphi)$, $\varphi \in [\pi/2, 3\pi/2]$. Let $\widetilde{g}_{\mathbf{N}}$ be the prescribed flow rate in polar coordinates. Substituting $x = \cos \varphi$ and $y = \sin \varphi$ in Equation (6.13) gives

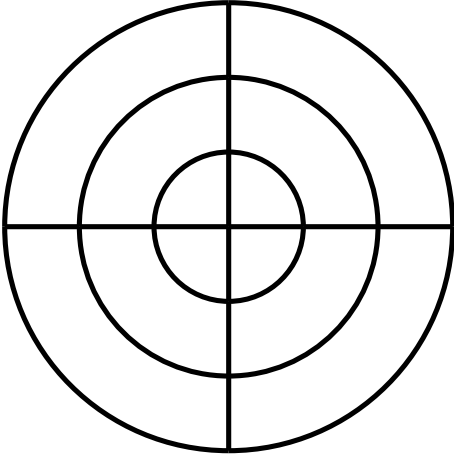
$$\widetilde{g}_{\mathbf{N}}(\varphi) = 2 \sin \varphi d(\cos \varphi) - 2 \cos \varphi d(\sin \varphi) = -2 \sin^2 \varphi d\varphi - 2 \cos^2 \varphi d\varphi = -2 d\varphi. \quad (6.17)$$

A regular polar mesh \mathcal{M} for M is constructed by dividing domains $[0, 1]$ (of radius) and $[0, 2\pi]$ (of rotation angle) into 4 and 3 equal parts respectively. The embedding of the Forman subdivision \mathcal{K} is chosen so that the regularity of the mesh is preserved. \mathcal{M} and \mathcal{K} are shown on Figure 2. Exact solutions for the continuous problem on M (discretised on \mathcal{K}) and solutions for the primal and mixed weak discrete formulations on \mathcal{K} are visualised on Figure 3. The relative errors are: 0.0243588 for primal weak potential; 0.0802977 for mixed weak potential; 0.0581986 for primal weak flow rate; 4.72913e-06 for mixed weak flow rate.

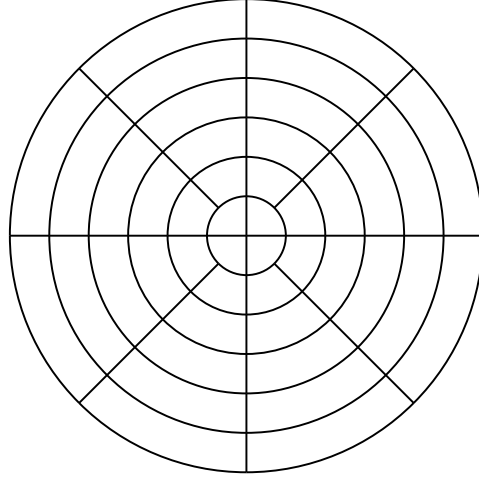
6.3. Linear (in spherical coordinates) potential on a hemisphere

Discussion 6.9. Let $M = \{(x, y, z)^3 \in \mathbb{R}^3 \mid x^2 + y^2 + z^2 = 1, z \geq 0\}$ be the northern hemisphere, g be the pullback metric of the Euclidean metric with respect to the inclusion map $\iota: M \rightarrow \mathbb{R}^3$. Introduce the spherical coordinates

$$(x, y, z) = (\sin \theta \cos \varphi, \sin \theta \sin \varphi, \cos \theta), \quad 0 \leq \theta \leq \pi/2, \quad 0 \leq \varphi \leq 2\pi. \quad (6.18)$$

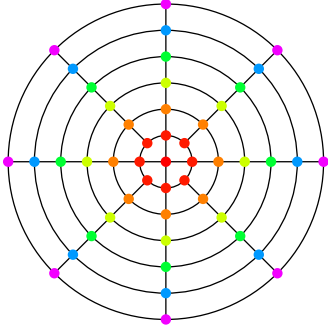


(a) Regular polar mesh \mathcal{M} for a circle

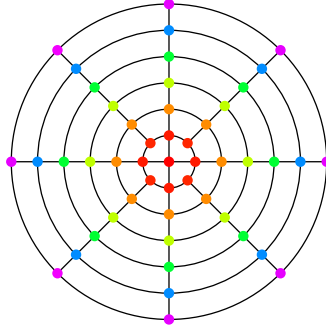


(b) Forman subdivision \mathcal{K} of \mathcal{M}

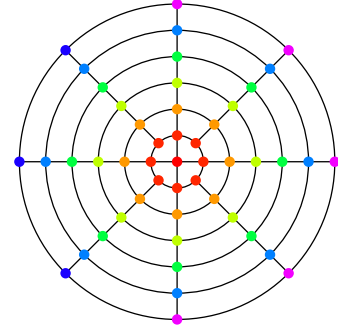
Figure 2: Regular curvilinear polar mesh on a disk and its Forman subdivision



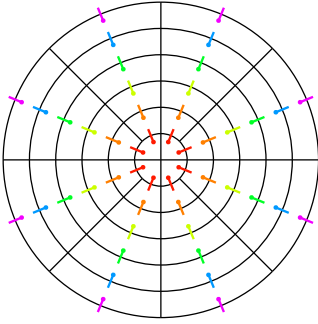
(a) Exact continuous potential



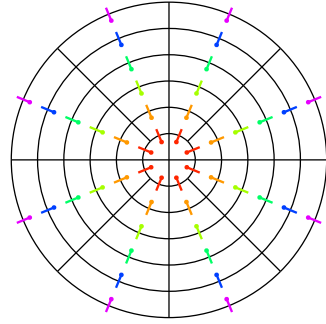
(b) Discrete primal weak potential



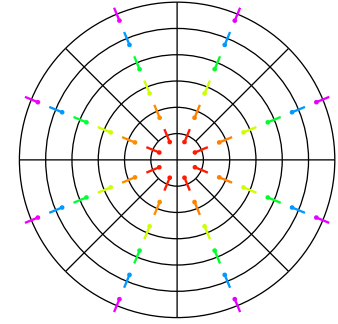
(c) Discrete mixed weak potential



(d) Exact continuous flow rate



(e) Discrete primal weak flow rate



(f) Discrete mixed weak flow rate

Figure 3: Solutions for diffusion with quadratic potential on a disk with a regular polar mesh \mathcal{K}

(Technically, there are singularities for $\theta = 0$ and $\varphi = 2\pi$, but these will not cause problems.) Then,

$$\begin{aligned}
 g &= \iota^*(dx \otimes dx + dy \otimes dy + dz \otimes dz) \\
 &= (d(\sin \theta \cos \varphi))^2 + (d(\sin \theta \sin \varphi))^2 + (d(\cos \theta))^2 \\
 &= (\cos \theta \cos \varphi d\theta - \sin \theta \sin \varphi d\varphi)^2 + (\cos \theta \sin \varphi d\theta + \sin \theta \cos \varphi d\varphi)^2 + (-\sin \theta d\theta)^2 \\
 &= (d\theta)^2 + (\sin \theta)^2 (d\varphi)^2.
 \end{aligned} \tag{6.19}$$

We need the dual metric on forms which is given by

$$g_1^* = \frac{\partial}{\partial \theta} \otimes \frac{\partial}{\partial \theta} + \frac{1}{(\sin \theta)^2} \frac{\partial}{\partial \varphi} \otimes \frac{\partial}{\partial \varphi}. \quad (6.20)$$

A positively oriented orthonormal basis for this metric is

$$(e_1, e_2) = (d\theta, \sin \theta d\varphi), \quad (6.21)$$

and hence $\star_1 e_1 = e_2$, $\star_1 e_2 = -e_1$. The volume form is given by

$$\text{vol} = e_1 \wedge e_2 = \sin \theta d\theta \wedge d\varphi. \quad (6.22)$$

Example 6.10. Consider an exact potential u , given in spherical coordinates as

$$u(\theta, \varphi) = \theta. \quad (6.23)$$

Take $\kappa \equiv 2$. Then the flow rate is given by

$$q = -\star_1 \kappa d_0 u = -2 \star_1 (d\theta) = -2 \sin \theta d\varphi. \quad (6.24)$$

The internal production rate is

$$f = dq = -2 \cos \theta d\theta \wedge d\varphi. \quad (6.25)$$

The boundary of M is the equator $\theta = \pi/2$, i.e.,

$$\partial M = \{(x, y, 0) \in \mathbb{R}^3 \mid x^2 + y^2 = 1\} = \{(\cos \varphi, \sin \varphi, 0) \mid 0 \leq \varphi \leq 2\pi\}. \quad (6.26)$$

Let the Dirichlet boundary $\Gamma_{\mathbf{D}}$ be has $y \leq 0$, while and the Neumann boundary $\Gamma_{\mathbf{N}}$ has $y \geq 0$, i.e.,

$$\Gamma_{\mathbf{D}} = \{(\cos \varphi, \sin \varphi, 0) \mid \pi \leq \varphi \leq 2\pi\}, \quad \Gamma_{\mathbf{N}} = \{(\cos \varphi, \sin \varphi, 0) \mid 0 \leq \varphi \leq \pi\}. \quad (6.27)$$

The prescribed potential equals to

$$g_{\mathbf{D}}(\varphi) = u(\pi/2, \varphi) = 1. \quad (6.28)$$

The prescribed flow rate is

$$g_{\mathbf{N}} = q|_{\theta=\pi/2} = -2d\varphi. \quad (6.29)$$

Projections on the xy -plane of a regular curvilinear mesh \mathcal{M} for M and its Forman subdivision \mathcal{K} are shown on [Figure 4](#). Exact solutions for the continuous problem on M (discretised on \mathcal{K}) and solutions for the primal and mixed weak discrete formulations on \mathcal{K} are visualised on [Figure 5](#). The relative errors are: 0.0190061 for primal weak potential; 0.0256953 for mixed weak potential; 0.0161111 for primal weak flow rate; 0.000889324 for mixed weak flow rate.

6.4. Linear potential on an irregular 2D mesh

Example 6.11. Let $M = [0, 20] \times [0, 15]$ be a rectangle with the Euclidean metric. Consider an exact potential

$$u: M \rightarrow \mathbb{R}, \quad u(x, y) = 5x. \quad (6.30)$$

Take $\kappa \equiv 6$. Then the flow rate is given by

$$q = -6 \star_1 d_0 u = -6 \star_1 (5 dx) = -30 dy. \quad (6.31)$$

The internal production rate is

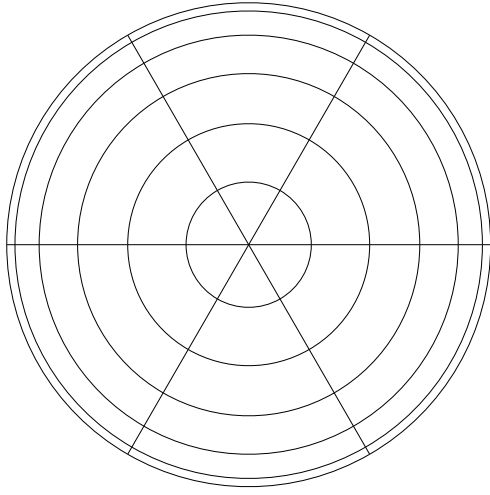
$$f = dq = 0. \quad (6.32)$$

Let the Dirichlet boundary $\Gamma_{\mathbf{D}}$ consists of the vertical sides, while and the Neumann boundary $\Gamma_{\mathbf{N}}$ consists of the horizontal sides, i.e.,

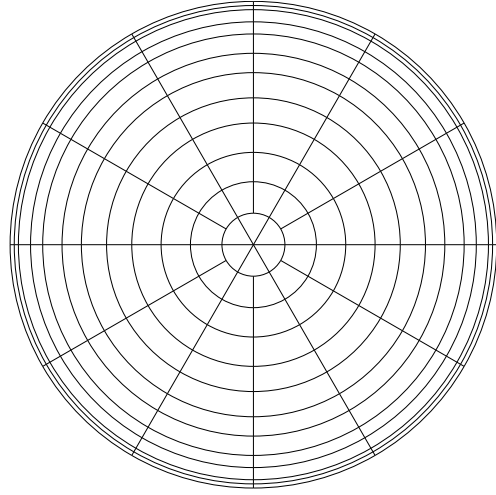
$$\Gamma_{\mathbf{D}} = \{0, 20\} \times [0, 15], \quad \Gamma_{\mathbf{N}} = [0, 20] \times \{0, 15\}. \quad (6.33)$$

The prescribed potential and flow rate are equal to

$$g_{\mathbf{D}}(x, y) = (\text{tr}_{\Gamma_{\mathbf{D}}, 0}(u))(x, y) \begin{cases} 0, & x = 0 \\ 100, & x = 20 \end{cases}, \quad g_{\mathbf{N}} = \text{tr}_{\Gamma_{\mathbf{N}}, 1}(q) = 0. \quad (6.34)$$

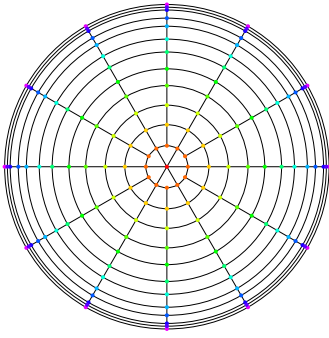


(a) Projection of a regular mesh \mathcal{M} for a hemisphere

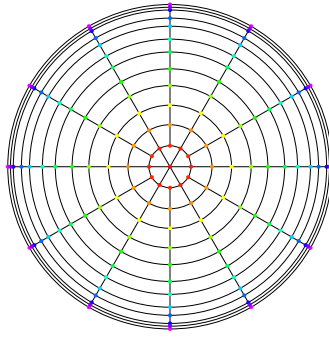


(b) Projection of the Forman subdivision \mathcal{K} of \mathcal{M}

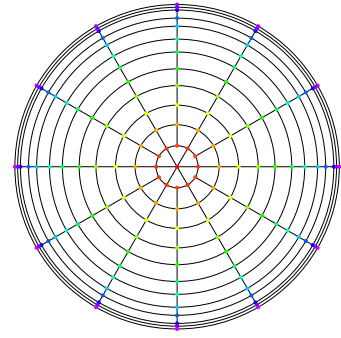
Figure 4: Projections of a regular mesh on a hemisphere and its Forman subdivision



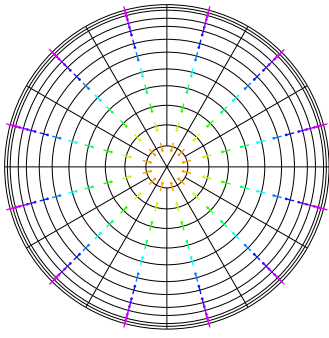
(a) Exact continuous potential



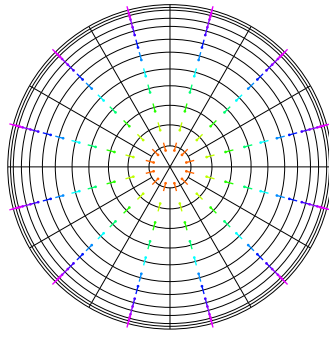
(b) Discrete primal weak potential



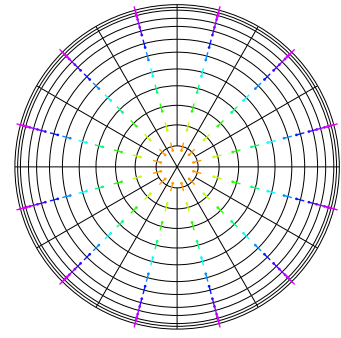
(c) Discrete mixed weak potential



(d) Exact continuous flow rate



(e) Discrete primal weak flow rate

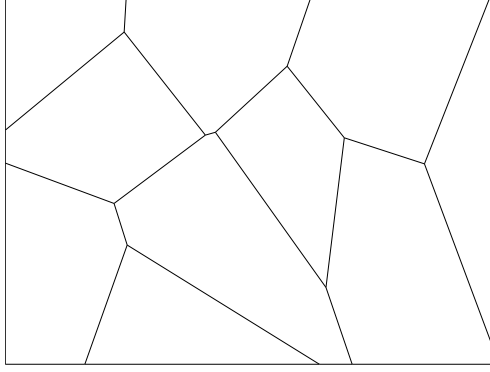


(f) Discrete mixed weak flow rate

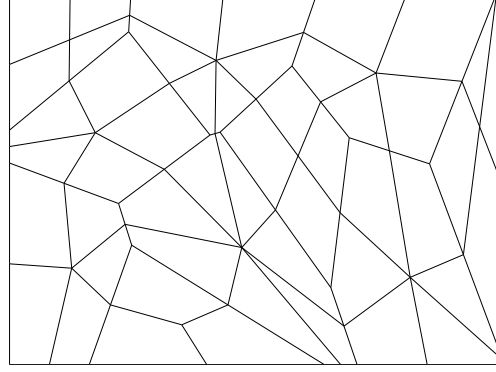
Figure 5: Projections of solutions for diffusion with quadratic potential on a hemisphere with a spherical mesh

An irregular mesh \mathcal{M} of 10 polygons for M and its Forman subdivision \mathcal{K} are shown on [Figure 6](#). Exact solutions for the continuous problem on M (discretised on \mathcal{K}) and solutions for the primal and mixed weak discrete formulations on \mathcal{K} are visualised on [Figure 7](#). The relative errors are: 0.0942374 for primal weak potential; 0.132704 for mixed weak potential; 0.397656 for primal weak flow rate; 0.329299 for mixed weak flow rate.

Discussion 6.12. In the first three examples we observed small relative errors for both potentials and flow rates. A common feature of those examples was that in the respective embedded meshes the topologically orthogonal sides

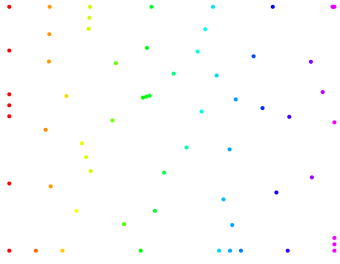


(a) Irregular mesh \mathcal{M} (produced by Neper)




(b) Forman subdivision \mathcal{K} of \mathcal{M}


Figure 6: Irregular mesh on a rectangle and its Forman subdivision



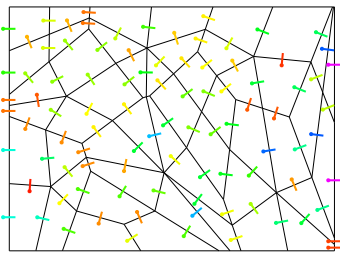
(a) Exact continuous potential



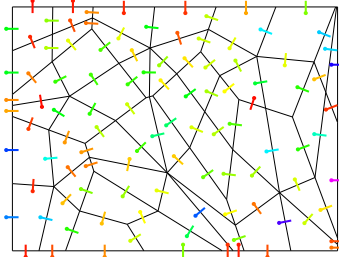
(b) Discrete primal weak potential



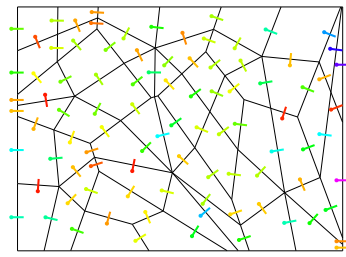
(c) Discrete mixed weak potential



(d) Exact continuous flow rate



(e) Discrete primal weak flow rate



(f) Discrete mixed weak flow rate

Figure 7: Solutions for diffusion with linear potential on a rectangle with irregular mesh \mathcal{K}

were also geometrically orthogonal. This is not the case for the irregular mesh in the last example, suggesting that non-orthogonality of the embedded mesh is the reason for the high relative errors. Moreover, our tests on a problem with a parallelogram grid showed similarly high errors. A compelling reason for this is that the inner product on 1-cells does not produce optimal Hodge star when topologically orthogonal edges are not geometrically orthogonal. This can be mended potentially by using non-diagonal inner products, i.e., by introducing additional measures for pairs of p -cells having a common boundary $(p - 1)$ -cell. Such an inner product will lead to non-local Hodge star (see [32, Section 8]) and adjoint coboundary operators but will still be computationally efficient. Indeed, the resulting linear systems for both primal and mixed formulations use only inner products, and can be expressed as

sparse linear systems (although elimination of variables in the mixed formulation will not be effective). Regarding post-processing in the primal weak formulation, it can be reduced to solving a linear system with a sparse positive definite matrix, the matrix of the inner product. The definition and usage of inner products with non-orthogonal basis cochains (but still local) is a topic of an ongoing research.

7. Conclusions

In this article we developed a new formalism for modelling transport phenomena based on discrete cochains on quasi-cubical meshes that represent combinatorial differential forms on cell complexes with simple polytopes. We first described the exterior calculus formulation and using it as a benchmark formulated a discrete model where quantities and operators in exterior calculus are substituted with their discrete counterparts. However, it is clear that the derivation of the discrete formulation can be done without any reference to the continuum one and we believe this is a more natural approach. By using a computational mesh partition instead of the original mesh, we were able to: (a) express more complex cell interactions, and (b) use the already developed operators from [26] and [35]. The key benefit over the already explored applications [26, Section 4] is the use of variational primal and mixed formulations for the main model. The discrete variational formulations are very similar to those in the continuum for which finite (or virtual) elements are used, but in our case they are solved directly as the problems are already finite dimensional. We presented several numerical examples of discrete problems whose initial parameters are discretisation of continuum models, and demonstrated similarity to the discretised exact continuum solutions. Thus, although the primary aim of using CMC is for modelling micro-structures, we showed computationally (yet, without rigorous error analysis), that CMC formulations can also be viewed as new discretisation methods on quasi-cubical meshes with much less computational effort and with the ability to work directly on curved polytopes.

Some final remarks. A major challenge in materials modelling is the computational burden of solving governing equations at multiple scales. Cell complexes enable an efficient decomposition of space, allowing localized computations within individual cells while maintaining global consistency through their topological structure. This results in reduced computational overhead and improved parallelization capabilities. Moreover, the hierarchical nature of cell complexes aligns well with multigrid and multi-scale methods, making it easier to refine models adaptively based on physical requirements. The explicit topological structure of cell complexes allows for a more accurate representation of defects, such as dislocations, cracks, and voids. In continuum methods, discontinuities must be artificially introduced via enrichment techniques like extended finite element methods, while particle-based methods struggle with enforcing constraints. Cell complexes inherently represent discontinuities as boundaries between higher-dimensional elements, enabling more accurate and physically realistic modelling of defect dynamics. The work on formulation of conservation of momenta, required for modelling deformation and defect dynamics, is ongoing and will be reported in a future publication.

References

- [1] C. Kumar, M. Singh, R. Krishna, *Advanced Materials Characterisation: Basic Principles, Novel Applications, and Future Directions*, CRC Press, 2023.
URL <https://doi.org/10.1201/9781003340546>
- [2] K. Hayashi, (Ed), *Hyperordered Structures in Materials: Disorder in Order and Order within Disorder*, Springer Nature Singapore, 2024.
URL <https://doi.org/10.1007/978-981-99-5235-9>
- [3] S. Stock, *Microcomputed Tomography: Methodology and Applications*, CRC Press, 2020.
URL <https://doi.org/10.1201/9781420058772>
- [4] D. Woodruff, *Synchrotron Radiation: Sources and Applications to the Structural and Electronic Properties of Materials*, Cambridge University Press, 2021.
URL <https://doi.org/10.1017/9781316995747>
- [5] S. Hunklinger, C. Enss, *Solid State Physics*, De Gruyter, 2022.
URL <https://doi.org/10.1515/9783110666502>
- [6] P. Trovalusci, (Ed), *Materials with Internal Structure: Multiscale and Multifield Modeling and Simulation*, Springer International Publishing Switzerland, 2016.
URL <https://doi.org/10.1007/978-3-319-21494-8>
- [7] D. Brancherie, P. Feissel, S. Bouvier, A. Ibrahimbegovic, (Eds), *From Microstructure Investigation to Multiscale Modelling: Bridging the Gap*, John Wiley & Sons, 2017.
URL <https://doi.org/10.1002/9781119476757>

- [8] T. Burczynski, M. Pietrzyk, K. W. L. Madej, A. Mrozek, L. Rauch, [Multiscale Modelling and Optimisation of Materials and Structures](#), John Wiley & Sons, 2022.
URL <https://doi.org/10.1002/9781118536445>
- [9] M. Baniassadi, M. Baghani, Y. Remond, [Applied Micromechanics of Complex Microstructures: Computational Modelling and Numerical Characterisation](#), Elsevier, 2023.
URL <https://doi.org/10.1016/C2022-0-01129-6>
- [10] R. Santamaria, [Molecular Dynamics](#), Springer Nature Switzerland AG, 2023.
URL <https://doi.org/10.1007/978-3-031-37042-7>
- [11] E. Madenci, E. Oterkus, [Peridynamic Theory and Its Applications](#), Springer Science+Business Media, 2014.
URL <https://doi.org/10.1007/978-1-4614-8465-3>
- [12] C. A. D. F. Filho, [Smoothed Particle Hydrodynamics](#), Springer Nature Switzerland AG, 2019.
URL <https://doi.org/10.1007/978-3-030-00773-7>
- [13] M. Jebahi, D. André, I. Terreros, I. Iordanoff, [Discrete Element Method to Model 3D Continuous Materials](#), John Wiley & Sons, Inc., 2015.
URL <https://doi.org/10.1002/9781119103042>
- [14] A. Morro, C. Giorgi, [Mathematical Modelling of Continuum Physics](#), Springer Nature Switzerland AG, 2023.
URL <https://doi.org/10.1007/978-3-031-20814-0>
- [15] S. C. Brenner, L. R. Scott, [The Mathematical Theory of Finite Element Methods](#), Springer Science+Business Media, 2008.
URL <https://doi.org/10.1007/978-0-387-75934-0>
- [16] J. W. Thomas, [Numerical partial differential equations : finite difference methods](#), Springer, 1995. doi:10.1007/978-1-4899-7278-1.
URL <https://link.springer.com/book/10.1007/978-1-4899-7278-1>
- [17] R. J. LeVeque, [Finite Volume Methods for Hyperbolic Problems](#), Cambridge University Press, 2012.
URL <https://doi.org/10.1017/CB09780511791253>
- [18] G. Ruiz, A. Pandolfi, M. Ortiz, [Three-dimensional cohesive modeling of dynamic mixed-mode fracture](#), International Journal for Numerical Methods in Engineering 52 (1-2) (2001) 97 – 120. doi:10.1002/nme.273.
URL <https://doi.org/10.1002/nme.273>
- [19] K. Park, G. H. Paulino, [Cohesive zone models: A critical review of traction-separation relationships across fracture surfaces](#), Applied Mechanics Reviews 64 (2011) 061002. doi:10.1115/1.4023110.
URL <https://doi.org/10.1115/1.4023110>
- [20] S. Mohammadi, [XFEM Fracture Analysis of Composites](#), John Wiley & Sons, 2012.
URL <https://doi.org/10.1002/9781118443378>
- [21] A. E. Vellwock, F. Libonati, [Xfem for composites, biological, and bioinspired materials: A review](#), Materials 17 (2024) 745. doi:10.3390/ma17030745.
URL <https://doi.org/10.3390/ma17030745>
- [22] L.-Q. Chen, Y. Zhao, [From classical thermodynamics to phase-field method](#), Progress in Materials Science 124 (2022) 100868. doi:10.1016/j.pmatsci.2021.100868.
URL <https://doi.org/10.1016/j.pmatsci.2021.100868>
- [23] L.-Q. Chen, N. Moelans, [Phase-field method of materials microstructures and properties](#), MRS Bulletin 49 (2022) 551—555. doi:10.1557/s43577-024-00724-7.
URL <https://doi.org/10.1557/s43577-024-00724-7>
- [24] D. Kozlov, [Combinatorial Algebraic Topology](#), Springer, 2008.
URL <https://doi.org/10.1007/978-3-540-71962-5>
- [25] K. Knudson, [Algebraic Topology: A Toolkit](#), De Gruyter, 2022.
URL <https://doi.org/10.1515/9783111014852>
- [26] K. Berbatov, P. D. Boom, A. L. Hazel, A. P. Jivkov, [Diffusion in multi-dimensional solids using Forman’s combinatorial differential forms](#), Applied Mathematical Modelling 110 (2022) 172–192. doi:10.1016/j.apm.2022.05.043.
URL <https://www.sciencedirect.com/science/article/pii/S0307904X22002657>

- [27] R. Forman, [Combinatorial Novikov-Morse theory](#), International Journal of Mathematics 13 (4) (2002) 333–368. doi:[10.1142/S0129167X02001265](https://doi.org/10.1142/S0129167X02001265). URL <https://www.worldscientific.com/doi/abs/10.1142/S0129167X02001265>
- [28] J. M. Lee, [Introduction to smooth manifolds](#), Vol. 218 of Graduate Texts in Mathematics, Springer, 2012. doi:<https://doi.org/10.1007/978-1-4419-9982-5>. URL <https://link.springer.com/book/10.1007/978-1-4419-9982-5>
- [29] G. M. Ziegler, [Lectures on polytopes](#), Vol. 152, Springer, 1995. doi:<https://doi.org/10.1007/978-1-4613-8431-1>. URL <https://link.springer.com/book/10.1007/978-1-4613-8431-1>
- [30] D. Arnold, [Finite Element Exterior Calculus](#), Vol. 93 of CBMS-NSF Regional Conference Series in Applied Mathematics, SIAM, 2018. doi:<https://doi.org/10.1137/1.9781611975543>. URL <https://epubs.siam.org/doi/book/10.1137/1.9781611975543>
- [31] A. Björner, [Posets, regular cw complexes and Bruhat order](#), European Journal of Combinatorics 5 (1) (1984) 7–16. doi:[10.1016/S0195-6698\(84\)80012-8](https://doi.org/10.1016/S0195-6698(84)80012-8). URL <https://www.sciencedirect.com/science/article/pii/S0195669884800128>
- [32] S. O. Wilson, [Cochain algebra on manifolds and convergence under refinement](#), Topology and its Applications 154 (9) (2007) 1898–1920. doi:[10.1016/j.topol.2007.01.017](https://doi.org/10.1016/j.topol.2007.01.017). URL <https://www.sciencedirect.com/science/article/pii/S0166864107000314>
- [33] R. F. Arnold, [The discrete Hodge star operator and Poincaré duality](#), Ph.d. thesis, Virginia Tech (2012). URL <https://vtechworks.lib.vt.edu/handle/10919/27485>
- [34] L. Ptáčeková, [A discrete wedge product on polygonal pseudomanifolds](#), Ph.d. thesis, Instituto de Matemática Pura e Aplicada (2017). URL https://www.visgraf.impa.br/Data/RefBib/PS_PDF/student-phd-2017-02-lenka-ptackova/FinalThesis.pdf
- [35] K. Berbatov, [Discrete approaches to mechanics and physics of solids](#), Ph.d. thesis, The University of Manchester (2023). URL https://pure.manchester.ac.uk/ws/portalfiles/portal/261212897/FULL_TEXT.PDF
- [36] A. Hirani, [Discrete exterior calculus](#), Ph.d. thesis, California Institute of Technology (2003). doi:[10.7907/ZHY8-V329](https://doi.org/10.7907/ZHY8-V329). URL <https://thesis.library.caltech.edu/1885/>
- [37] L. Botti, D. A. Di Pietro, [Assessment of hybrid high-order methods on curved meshes and comparison with discontinuous galerkin methods](#), Journal of Computational Physics 370 (2018) 58–84. doi:[10.1016/j.jcp.2018.05.017](https://doi.org/10.1016/j.jcp.2018.05.017). URL <https://www.sciencedirect.com/science/article/pii/S0021999118303176>
- [38] L. Beirão da Veiga, A. Russo, G. Vacca, [The virtual element method with curved edges](#), ESAIM: Mathematical Modelling and Numerical Analysis 53 (2) (2019) 375–404. doi:[10.1051/m2an/2018052](https://doi.org/10.1051/m2an/2018052). URL <https://www.esaim-m2an.org/articles/m2an/abs/2019/02/m2an170204/m2an170204.html>
- [39] K. Berbatov, B. Lazarov, A. Jivkov, [A guide to the finite and virtual element methods for elasticity](#), Applied Numerical Mathematics 169 (2021) 351–395. doi:<https://doi.org/10.1016/j.apnum.2021.07.010>. URL <https://www.sciencedirect.com/science/article/pii/S0168927421002014>
- [40] R. Quey, P. R. Dawson, F. Barbe, [Large-scale 3d random polycrystals for the finite element method: Generation, meshing and remeshing](#), Computer Methods in Applied Mechanics and Engineering 200 (17-20) (2011) 1729–1745. doi:[10.1016/j.cma.2011.01.002](https://doi.org/10.1016/j.cma.2011.01.002). URL <https://www.sciencedirect.com/science/article/pii/S004578251100003X>