

Embodied intelligent industrial robotics: Concepts and techniques

Chaoran Zhang^{a,†}, Chenhao Zhang^{a,†}, Zhaobo Xu^a, Qinghongbing Xie^a, Pingfa Feng^{a,b}, Long Zeng^{a,*}

^a Tsinghua Shenzhen International Graduate School, Tsinghua University, Shenzhen 518055, China

^b Department of Mechanical Engineering, Tsinghua University, Beijing 100084, China

* Corresponding author. E-mail address: zenglong@sz.tsinghua.edu.cn

† These authors equally contributed to this work.

Abstract:

In recent years, embodied intelligent robotics (EIR) advances significantly in multi-modal perception, autonomous decision-making, and physical interaction. Some robots have already been tested in general-purpose scenarios, such as homes and shopping malls. However, EIR currently lacks a deep understanding of the semantics of industrial environments and the normative constraints between industrial operating objects. The goal of this paper is to advance the research and application of embodied intelligence in industrial scenarios. This paper first reviews the history of industrial robotics and the mainstream EIR frameworks. Herein, the concept of embodied intelligent industrial robotics (EIIR) is formulated and a knowledge-driven EIIR technical framework for industrial environments is proposed. The framework includes four primary modules: a world model, a high-level task planner, a low-level skill controller, and a simulator. The world model provides knowledge of industrial working environment (such as semantic maps) and industrial operating object (such as knowledge graphs) that large language models (LLMs) lack. The high-level task planner decomposes natural language tasks into a series of subtasks. The low-level skill controller translates these subtasks into specific, executable skill sequences to achieve physical execution. The simulator models the kinematics, control logic, and environmental interactions, thereby enabling algorithm development, virtual commissioning, and digital twins at both single-robot and full-production-line scales. The development of techniques related to each module are also thoroughly discussed, and recent progress regarding their adaption to industrial applications is emphasized. Finally, the key challenges that EIIR encounters in industrial scenarios are summarized and future research directions are suggested. The authors believe that EIIR technology is shaping the next generation of industrial robotics. EIIR-based industrial systems have strong potential to enable intelligent manufacturing. It is expected that this review could serve as a valuable reference for scholars and engineers that are interested in industrial embodied intelligence. Together, scholars can use this research to drive the rapid advancement and application of EIIR techniques. The authors would continue to track and summarize new studies in the project page <https://github.com/jackyzengl/EIIR>.

Key words: Embodied intelligence, embodied intelligent industrial robotics, embodied intelligent robotics, knowledge-driven, intelligent manufacturing.

1 Introduction

Embodied intelligent industrial robotics (EIIR¹) primarily focuses on industrial agents that can independently perceive, make decisions, and execute tasks within industrial environments. It is a combination of embodied intelligence (EI) and industrial robots. As the manufacturing industry shifts toward intelligence and digitalization, intelligent manufacturing is often seen as the primary goal of the industry, and embodied intelligence is the most important of the methods used to pursue this goal. The emergence of multi-modal large models (MLMs) has enabled embodied intelligent robotics (EIR) to possess stronger closed-loop capabilities for perception, decision-making, and task execution [1]. This advancement allows EIR to move beyond traditional teaching and programming methods to autonomous task planning and execution that is guided by natural language; thus task-level flexibility is now possible. However, most current research focuses on the application of embodied intelligence to daily-life scenarios, such as home service and social interaction [2]. Few studies have explored its potential for industrial applications, such as assembly, welding, and material handling [3]. The goal of this paper is to systematically present the technical framework and application potential of embodied intelligence in the field of industrial robotics. Focus is placed on practical EIIR implementation paths and review of the latest advances in EIIR supporting technologies. It is hoped that this review would offer forward-looking insights and useful references for researchers and engineers that are interested in bringing embodied intelligence into industrial practice, and therefore help the concept to become useful for real-world applications.

According to a literature search in the Scopus database that utilized the "embodied intelligence" and "embodied intelligence AND (manufacturing OR industrial)" keywords, two clear trends in the research have emerged over the past half-century. Fig. 1(a) shows that literature regarding industrial embodied intelligence remains limited from 1985 to 2018. However, the amount of literature began to grow significantly after 2018, and it peaked in 2024. Fig. 1(b) demonstrates that the amount of general research concerning "embodied intelligence" has grown steadily since 2002 and surged rapidly after 2020. The research regarding both topics grew slowly at first, and then rapidly increased. These trends are closely linked to recent breakthroughs in EIR, pre-trained models, and MLMs. These techniques have enhanced the perception and cognition capabilities of robots, thereby causing them to be more adaptable to industrial settings. Geographically, the primary contributors to the industrial embodied intelligence research are China, the United States, Italy, the United Kingdom, and Germany. Notably, nearly 60% of the related publications originated in the computer science and engineering fields; this result reflects a growing trend of interdisciplinary integration. Fig. 1(e) and 1(f) list all the authors and affiliations that have published more than two articles in this field. These data suggest that a global research network surrounding industrial embodied intelligence has begun to form and is expanding rapidly.

¹ In this paper, EIIR may refer to either embodied intelligent industrial robotics (as a field of study) or an individual embodied intelligent industrial robot, depending on the context. When the meaning is unambiguous, the abbreviation is used without further distinction. EIR is used similarly.

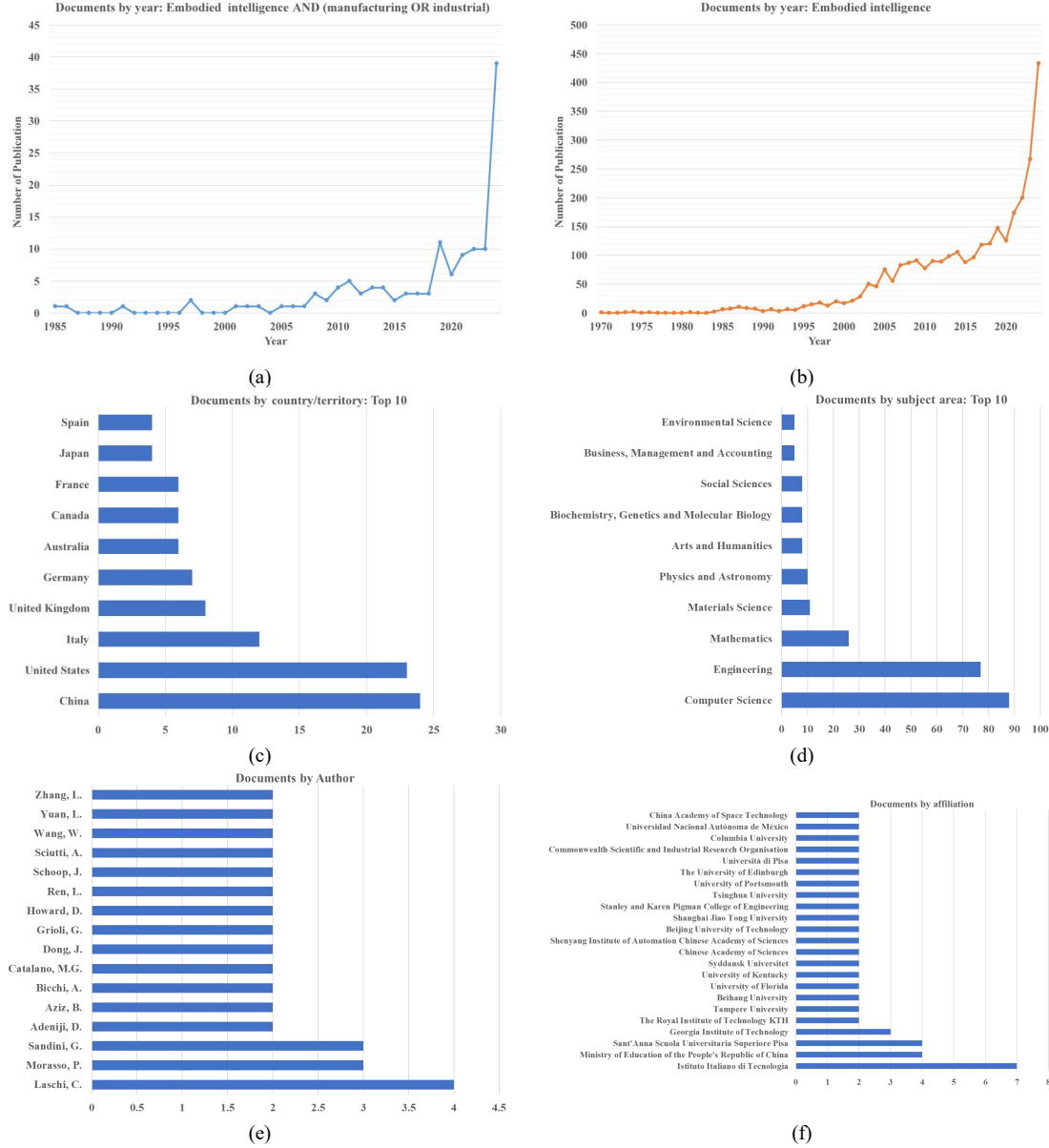


Fig. 1. Statistics obtained from Scopus (search keywords: ‘*embodied intelligence AND (manufacturing OR industrial)*’): (a) number of papers by year (‘*embodied intelligence AND (manufacturing OR industrial)*’, 1985–2024), (b) number of papers by year (‘*embodied intelligence*’, 1970–2024), (c) number of papers by country or territory (top 10), (d) number of papers by subject area (top 10), (e) number of papers by author, and (f) number of papers by affiliation.

This review is different from existing work that has been performed in the fields of embodied intelligence and EIR. Table 1 lists six related review papers. The first three papers are foundational reviews that are focused on embodied intelligence, while the last three papers explore the integration of large language models (LLMs) with robotics. Specifically, the first paper emphasizes the interactions between morphology, action, perception, and learning in the agent architecture. The second paper reviews recent techniques in four key areas: embodied perception, interaction, agent, and sim-to-real adaption. The third paper evaluates the features and performance of simulators that have been used for embodied AI research, and particularly for tasks that involve visual exploration, navigation, and embodied

question answering. In contrast, this review makes three key contributions to the body of literature. First, it is the first review to focus on embodied intelligence in industrial scenarios. It emphasizes the means by which embodied intelligence can enhance the adaptability and autonomous decision-making of industrial robots that operate in complex production environments. Second, a knowledge-driven EIIR technical framework is proposed. This framework serves as the foundation of this review by guiding the literature analysis. It also offers practical, end-to-end technical insights, that range from concept to real-world deployment. Finally, the key challenges associated with the application of embodied intelligence to industrial settings are identified and future research directions are proposed.

Table 1 Published embodied intelligence review papers.

No.	Title	Venue	Year
1	Embodied intelligence: A synergy of morphology, action, perception and learning [4]	ACM Computing Surveys	2025
2	Aligning cyber space with physical world: A comprehensive survey on embodied AI [1]	arXiv	2024
3	A survey of embodied AI: From simulators to research tasks [2]	IEEE Transactions on Emerging Topics in Computational Intelligence	2022
4	Large language models for robotics: Opportunities, challenges, and perspectives [5]	Journal of Automation and Intelligence	2025
5	A survey of robot intelligence with large language models [6]	Applied Sciences	2024
6	A survey on integration of large language models with intelligent robots [7]	Intelligent Service Robotics	2024

The rest of the content is organized as follows. Section 2 introduces the definition and technical framework of EIIR. Section 3 elaborates upon the world model, which includes semantic maps for the working-environment knowledge and knowledge graphs for operating-object knowledge. Section 4 focuses on techniques by which the high-level task planner can implement task decomposition, while Section 5 introduces techniques by which the low-level skill controller can achieve physical task execution. Section 6 provides an evaluation of the existing EIIR simulators. Finally, challenges and future research directions are delivered in Section 7.

2 EIIR definition and framework

In this section, a systematic overview of the development, definition, and interdisciplinary background of EIIR is first provided. Then, the existing EIR technical frameworks and their primary challenges are summarized. Finally, a knowledge-driven EIIR technical framework tailored for industrial scenarios is introduced.

2.1 Industrial robotics: From automation to embodied intelligence

Since the advent of the industrial robot (iRobot) in the 1960s, many classification methods have emerged [8-10]. As shown in Fig. 2, industrial robotics can be roughly divided into three eras according to the development trends of the mainstream technologies and flexibility:

- *Automation era*: In the early stages of industrial robotics, the main advantage of iRobots was their programmability. Research focused on the development of the robot bodies and their core components. These robots executed fixed tasks with predefined actions using hard-coded instructions. While they were highly efficient and accurate, their flexibility was very limited.
- *Perception intelligence era*: With the advancement of sensors, machine vision, and deep learning, iRobots gained strong perception and visual servo capabilities, which enabled a higher degree of skill-level flexibility. For example, due to their improved visual perception capabilities, the robots could manage parts that were not precisely positioned during loading and unloading tasks. However, they still lacked flexibility at the task level.
- *Embodied intelligence era*: The rapid development of other techniques, such as LLMs, MLMs, world models, and knowledge graphs, is bringing iRobots into a new phase—the era of embodied intelligence. In this era, a single iRobot will become an industrial agent that is capable of perception, autonomous decision-making, and execution within its environment, much like a human worker. An iRobot will be able to complete a variety of tasks, such as loading, unloading, handling, palletizing, and assembly. Therefore, they will demonstrate true task-level flexibility, i.e. general intelligence in industrial scenarios.

Each industrial robotics era was built upon the technologies developed during the previous era. The authors believe that iRobots are now entering the early stages of the *embodied intelligence era*. A key future trend is the integration of embodied intelligence with industrial robotics to form EIIR, which would be applied across diverse industrial systems.

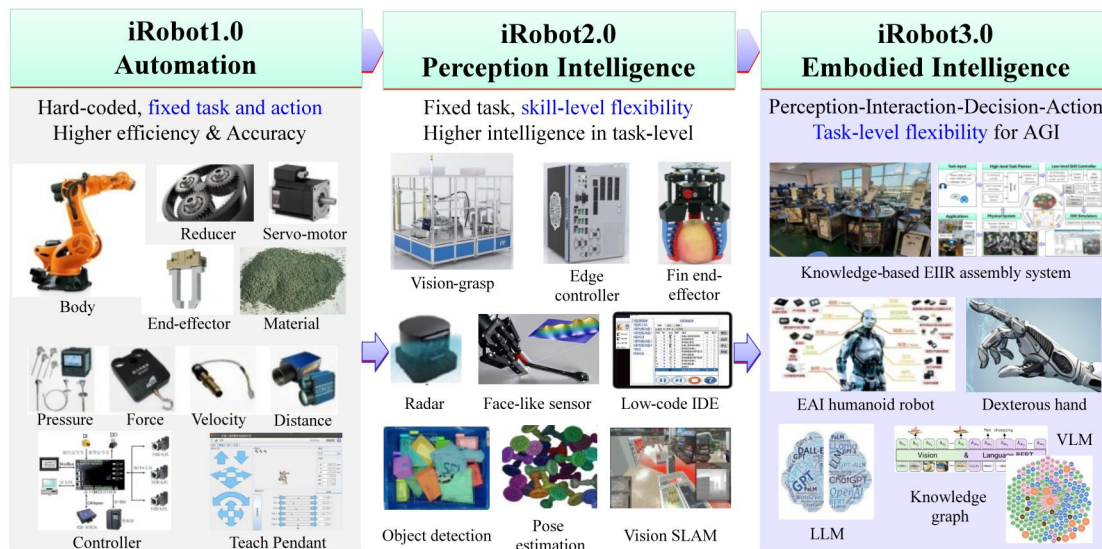


Fig. 2. The three eras of industrial robotics.

This paper attempts, for the first time, to systematically organize the concepts related to embodied intelligence and industrial robotics. Unlike previous work [11], the relationships between artificial intelligence (AI), embodied intelligence (EI), embodied intelligent robotics (EIR), and embodied intelligent industrial robotics (EIIR) are summarized, as shown in Fig. 3. AI primarily consists of three technical schools: symbolism, connectionism, and behaviorism. EI represents the frontier of behaviorism. It primarily studies agents that can perceive, make decisions, and interact with the environment. It emphasizes that an agent must be proven through environmental interactions and not just by symbolic computation; thus, it aligns with the embodied Turing test proposed by Turing in 1950 [12]. EI contains two primary categories: virtual agents and physical agents. Of the physical agents, robots are the most suitable carriers; thus, they have led to the emergence of EIR. An EIR uses multi-modal sensors to perceive its environment, uses cognitive models to achieve dynamic decision-making, and controls physical actuators that interact with objects and enable the completion of complex tasks. The form of an EIR is heavily dependent upon its application domain; existing EIR forms include humanoid robots, quadruped robots, mobile robots, industrial robots, and service robots. Within this framework, industrial robots represent a specific EIR form that is designed for industrial applications; this form is referred to as an EIIR. Therefore, EIIR focuses on industrial robots that are equipped with independent perception, decision-making, and execution capabilities that are tailored for industrial environments, data, and tasks. As with EI, industrial embodied intelligence can also be divided into two categories: virtual and physical. Virtual industrial agents can exist in robot or production-line simulators (which are discussed in Section 6). EIIR focuses on typical physical industrial agents to archive task-level flexibility.

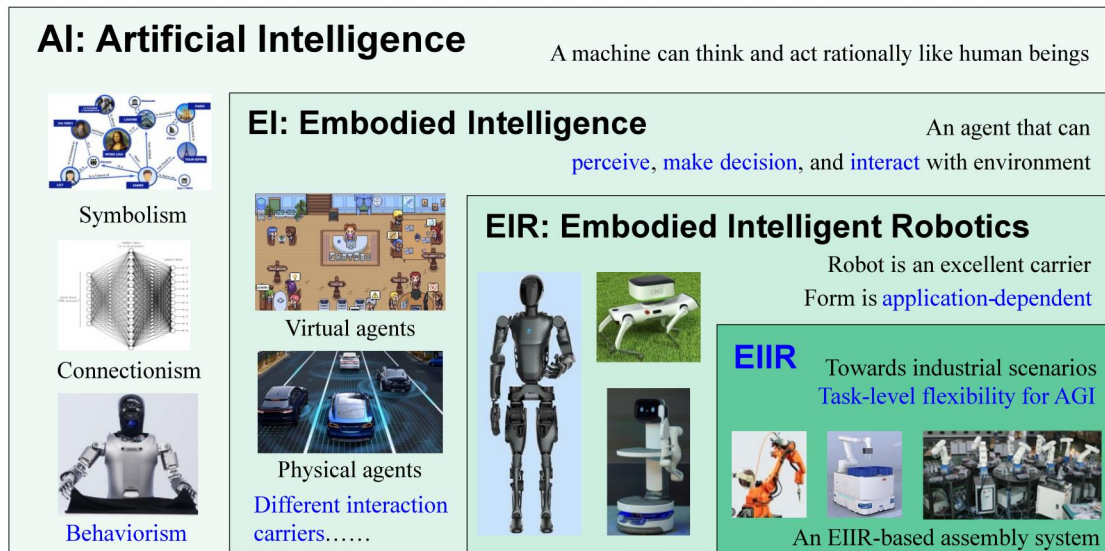


Fig. 3. Relationships between AI, EI, EIR, and EIIR.

2.2 Overview of the EIIR framework

The existing EIR frameworks can be broadly classified into two categories: hierarchical architecture and end-to-end architecture. The hierarchical architecture is the mainstream, as seen in example like humanoid robot of Figure AI [13], which had a dual-system design inspired by the brain and cerebellum. A hierarchical architecture typically consists of two

primary layers: a high-level planner and a low-level controller [1]. The high-level planner uses MLMs to process text (e.g., “take an apple to my room”) and visual inputs (such as image captions or scene graphs). It then uses semantic reasoning to decompose the abstract task into a sequence of executable subtasks (e.g., go to the kitchen → find the fridge → open the fridge → ...). The low-level controller manages the task execution. It uses embodied perception models (which can be used to estimate the position and orientation of the apple, for example) and physical interaction models (which can be used to generate manipulator actions, for example) to perform each subtask, and it is guided by real-time sensor feedback. Simulators can also be integrated into this framework to train and test agents in diverse virtual environments. This virtual–real integration approach is less expensive than physical trial-and-error methods and it supports system self-improvement through continuous feedback from environmental interactions.

The end-to-end-architecture integrates vision, language, and action into a single model, known as a vision–language–action (VLA) model. Such a model is used to directly model the full closed loop that includes perception, decision, and action. Representative work that utilizes this approach includes Google’s RT series [14, 15] and OpenVLA [16]. This architecture typically consists of three core modules: a multi-modal input processing module, a cross-modal fusion module, and an action decoding module. First, the VLA model obtains three types of inputs: visual data (images or video), language text, and action data (such as past motion trajectories). Next, using a cross-attention mechanism, the model aligns visual features, language embeddings, and action representations within a shared semantic space. This alignment enables the model to understand the relationships between different modalities and effectively combine their information. Finally, the combined multi-modal representation is passed to an action decoder, which generates either continuous control signals (e.g., joint angles for a robotic arm) or discrete action sequences (e.g., navigation paths or manipulation steps).

However, the application of the aforementioned EIR frameworks to industrial scenarios is challenging for several reasons. First, although large models possess general knowledge, they lack deep semantic understanding of industrial contexts. For example, when an agent is assigned a valve assembly task, it struggles to generate a task decomposition plan that conforms to engineering constraints because it has not internalized critical industrial knowledge, such as part topology, assembly procedures, or torque parameters. Second, most action instructions generated by existing frameworks are designed according to the robot operating system (ROS). In contrast, industrial environments often involve mixtures of heterogeneous control systems that can include robots, conveyor belts driven by programmable logic controller (PLC), and servo presses. This discrepancy hinders the achievement of coordinated control across multiple industrial devices. Finally, existing robot simulators typically focus on simulations of individual robots. However, industrial production lines require system-level simulations that combine mechanical, electrical, hydraulic, and control domains. For instance, during virtual commissioning of an automotive welding line, the coordinated operation of robotic welding arms, PLC-controlled fixtures, and visual inspection systems must be simulated. Current robot simulators lack the reconstruction capability of cross-domain digital twins; thus, it is difficult for them to support training-data generation and virtual commissioning for industrial agents.

To address these challenges, a knowledge-driven EIIR technical framework was developed during this study, as illustrated in Fig. 4. It is tailored to the needs of industrial scenarios, data, and tasks. It consists of five components: a world model, a high-level task planner, a low-level skill controller, a simulator, and a physical system. The world model, which serves as the primary knowledge source for the agent, is at the center of this framework. It provides general knowledge, working-environment knowledge, and operating-object knowledge. The general knowledge provides the semantic foundation of the LLM for the interpretation of natural language tasks. The working-environment knowledge takes the form of a semantic map of the production line in which the equipment orientations, operable boundaries, and other environmental constraints are dynamically marked. The operating-object knowledge takes the form of a domain-specific knowledge graph that structurally stores product processes and parameters, thereby enabling the planner to generate subtask sequences that align with the industrial specifications.

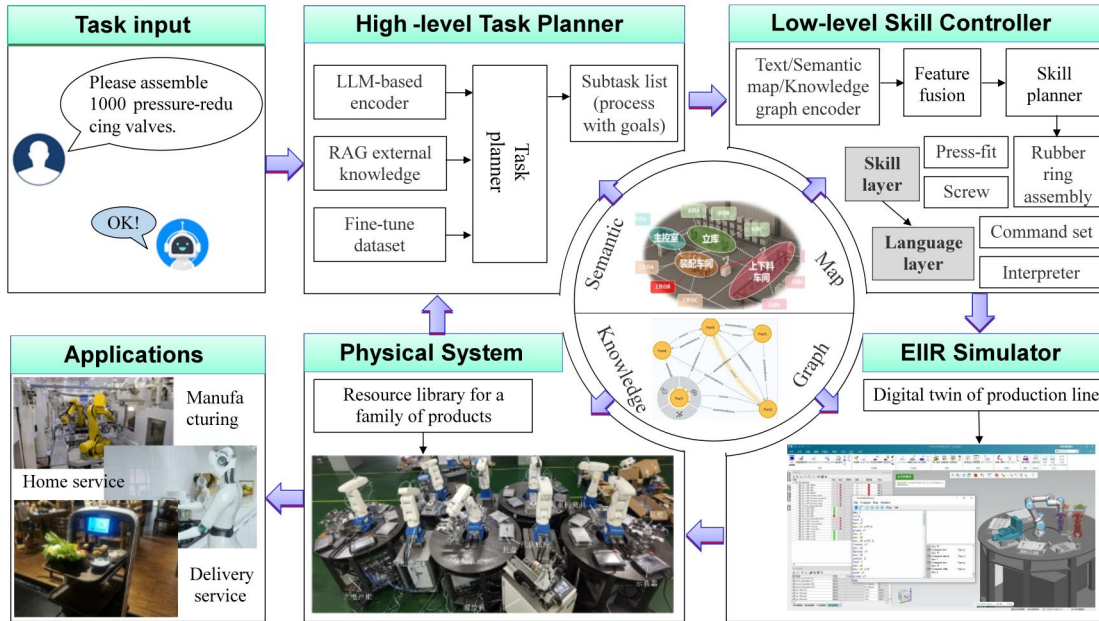


Fig. 4. A knowledge-driven EIIR technical framework.

With this EIIR framework, when the user gives an command, such as "Please assemble 1,000 pressure-reducing valves", the high-level task planner parses the semantics through an LLM-based encoder and integrates external knowledge to disassemble the task into a series of subtasks. Next, the low-level skill controller maps the abstract subtasks to physical operations, and the skill layer can call the pre-defined skills in the library and convert them into device-independent standardized instructions in the language layer. An interpreter is then used to dynamically convert these instructions into protocol instructions for various target controllers, which drive the device to execute the tasks. The EIIR simulator then builds a production line-level digital twin to generate a dataset of manufacturing conditions in a virtual environment. It also achieves cross-platform collaborative simulation that includes the robot and the PLC by using middleware, such as ROS or OPC UA, to verify the correctness of the generated instructions. Finally, the virtual–real production line operation is completed in the physical system.

The next four sections of this paper focus on the world model, the high-level task planner,

the low-level skill controller, and the EIIR simulator of this knowledge-driven EIIR framework. These four sections summarize the existing related techniques and explain how the components work together. They therefore provide a reference for scholars or engineers who are tasked with the selection of appropriate EIIR techniques.

3 World models for industrial scenarios

The authors of this paper believe that, for the successful application of agents to industrial scenarios, EIIR systems need world models to provide three kinds of knowledge: general knowledge (LLM semantic understanding capability), working-environment knowledge, and operating-object knowledge. Of these knowledge types, the representation of the working-environment knowledge has evolved from scene graphs that describe entities and relationships in a scene to semantic maps, which contain both geometric data and richer semantic data. These semantics can be of various types, such as relationship semantics or functional semantics, and can be further used for deeper reasoning [17]. The representation of the operating-object knowledge is dependent upon the domain-knowledge graph, which uses an ontology framework to structurally store the product assembly process, equipment operation parameters, and quality specifications; thus, a reasoning semantic network is formed. Along with the LLM, these three knowledge-representation types form the cognitive basis of the EIIR framework. The following sections summarize the methods of constructing the semantic map and the knowledge graph.

3.1 Semantic maps

Semantic maps usually contain both geometric and semantic information. First, researchers use various scene reconstruction methods to obtain the geometric information of the scene [18, 19]. Then, deep-learning based object detection methods [20] and knowledge graph techniques [21] are used to extract object-related semantic information, such as categories, relationship semantics, and functional semantics. With the development of LLMs and vision-language models (VLMs), a significant amount of new work regarding semantic maps of high-dimensional scenes has been performed. In this section, LLMs are used as a distinguishing point so that the construction methods can be classified as either LLM-based methods or non-LLM methods. The characteristics of both types of methods are presented in Table 2.

Table 2 Comparison between the two types of semantic map construction methods.

Characteristic	Non-LLM methods	LLM-based methods
Semantic openness	Closed sets	Open vocabulary
Dynamic adaptation	Dependent upon geometric updates	Real-time reasoning
Calculation load	Low, friendly deployment	High, LLM collaboration
Generalization	Fine-tuned according to the scene	Zero-shot cross-scene migration

The non-LLM methods generally use a graph neural network (GNN) to combine the prior features in various 3D semantic scenes for feature extraction. Finally, the features are

used to predict the semantic label of each object and the semantic relationships between the objects. Wald et al. [22] proposed a learning method of obtaining a semantic map from the point cloud of a scene. This method is based on the PointNet and uses a graph convolution network (GCN) to generate the semantic map. These scholars also introduced a semi-automatic dataset, which was based on this task, that contained semantic maps with sufficient semantic information. This work and dataset serve as a good foundation for the development of semantic map generation. To address the incrementalization and real-time requirements of robot-application scenarios, Wu et al. [23] proposed a method, referred to as SceneGraphFusion, in which RGB-D video sequences were used to incrementally construct a semantic map. The method uses a GNN to aggregate PointNet features from the components of the original scene. In addition, the authors proposed a new attention mechanism, which enables effective frame-by-frame reconstruction of the scene in the presence of incomplete data and missing graph data. Subsequently, to address the high computing power required by the dense point cloud during semantic map construction, they optimized the algorithm discussed above and proposed MonoSSG [24]. Based on multi-modal features, such as sparse point clouds and scene images, the algorithm used multi-view and set features to aggregate GNNs and predict the semantic map. This method significantly improved the semantic map construction speed while maintaining good accuracy. For indoor scenes with complex structures and dynamic scenes with pedestrians, Rosinol et al. [25] proposed a method of constructing a directed 3D dynamic semantic map. The nodes in the map represent entities in the scene (such as objects, walls, and rooms), while the edges represent the relationships between the nodes (such as inclusion and proximity). The map also includes mobile agents (such as humans and robots) and operable information (such as spatial-temporal relationships and topological relationships at various abstraction levels) to support planning and decision-making. To address the problem of semantic map construction during real-time robot-perception processes, Hughes et al. [26] proposed Hydra, which was a real-time semantic map construction algorithm. A Euclidean signed distance field (ESDF) is used to reconstruct the scene perceived by the robot. In addition, the semantic map constructed by the ESDF is divided into hierarchical rooms so that a multi-level semantic map can be built. In this method, a loopback detection and global optimization algorithm is also constructed for the map; this algorithm can achieve real-time and efficient semantic map construction for the robot. In general, non-LLM semantic map construction algorithms usually use point clouds and images as the feature inputs. The model architecture uses a GNN as the intermediate framework for feature aggregation, and the semantic map construction is organized according to the spatial topology. This type of algorithm has a fast-reasoning speed, is suitable for end-to-end deployment, and can satisfy the dynamic scene-construction requirements; however, its semantic-feature dimension is limited. Therefore, it is difficult to obtain the complex semantic information in the scene when using this type of algorithm.

The development of LLMs has brought a new research perspective to the extraction and generation of semantics. An MLM that is integrated with vision can perceive and summarize many kinds of semantic information in a scene image. In addition, the large model can further conduct retrieval, reasoning, and planning tasks according to the summarized semantic information; thus, the semantic perception capability for the actual scenes can be significantly enhanced. Chang et al. [27] proposed an open vocabulary-oriented semantic map construction

framework that obtained the connections between various entities in the form of natural-language text output. Different from traditional semantic-based object localization methods, this framework supports context-aware entity localization; thus, it allows entity location-based queries, such as "pick up a cup on the kitchen table" or "navigate to the sofa where someone is sitting." Unlike existing semantic map research, this approach supports free text inputs and open vocabulary queries.

To address the problem of single-modal labels of semantic maps, Jatavallabhula et al. [28] proposed a multi-modal semantic map construction method, which was referred to as Conceptfusion. This method can solve the closed-set restriction of the existing semantic map concept reasoning and expand the semantic retrieval to the open set of natural semantics. In addition, the semantic maps constructed by this method contain multi-modal semantic attributes. The method can retrieve objects from the map using language, image, audio, and 3D-geometry inputs. Conceptfusion uses the open-set capability of the foundation model that is pre-trained on internet scale data to infer concepts of different modes. This method has zero-shot characteristics, does not require any additional training or fine-tuning, and can better retain the long-tail concept; thus, it is superior to the supervised method.

To address the complex and diverse difficulties associated with using RGB-D video sequences to construct semantic maps of large scenes, Gu et al. [29] proposed a method that utilized an LLM. This method employs a 2D detection and segmentation model, and it integrates the output of detection results into 3D through multi-view RGBD sequences. This method also has zero-shot characteristics, and it can construct a semantic map without collecting a large number of 3D datasets or fine-tuning models. Experiments demonstrated that this method could support the prompt assignment of user inputs, as well as complex reasoning that integrated the understanding of spatial and semantic concepts (which is a downstream planning task).

To address the extremely complex spatial-description problem of multi-story building navigation, Werby et al. [30] proposed a semantic map construction method, referred to as HOV-SG, for multi-story and multi-room navigation tasks. First, an open-vocabulary visual foundation model was used to construct a 3D open-vocabulary semantic map. Then, the floors and rooms were divided in the map, and the room names and types were determined. Finally, the results were used to construct a 3D multi-level map. The main features of the method are its ability to represent multi-story buildings and provide semantic connections for robots in buildings. This method produces very good experimental results when used for a long-distance, multi-story building navigation task.

The complexity and diversity of the semantic information of outdoor scenes is a primary cause of the application restrictions that are associated with semantic map construction techniques. To solve this problem, Strader et al. [31] proposed an ontology-based indoor and outdoor general semantic map construction technique. First, the author proposed a method of establishing the spatial ontology and defined the concepts and relationships related to the operation of indoor and outdoor robots. In particular, the author used an LLM to build a basic semantic ontology, which significantly reduced the manual-annotation workload. Next, the author used a logic tensor network (LTN) to construct a semantic map based on the spatial ontology. The logic rules and axioms that were added to the LLM provided additional monitoring signals during training, and thus reduced the need for labeled data. This method

provided more accurate predictions, and it even predicted concepts that were not seen during training.

During semantic map construction, LLMs act as semantic-related operators by performing various tasks, such as semantic extraction, reasoning, and classification; however, the existing work has placed more focus on semantic extraction and 3D reconstruction based on visual perceptions. For robots, understanding abstract spatial semantics is an important prerequisite to perceiving the physical world. LLMs build intuitive tools that robots can use to perceive the physical world; thus, they enable the in-depth semantic understanding and operation of robots. Semantic maps are the intermediate expressions and elements in this type of operation.

3.2 Knowledge graphs

Knowledge graph is a representation method introduced by Google in 2012 [32], which used graph databases to organize and store information for efficient retrieval and reasoning. Enabling the agents to understand the operating-object knowledge in industrial settings is a key challenge of EIIR. This challenge becomes even more critical as manufacturing shifts toward greater flexibility and customization because it requires EIIR to manage mixed-line production that involves multiple product types and small batch sizes. Because they represent the cognitive core of the operating-object knowledge, knowledge graphs fulfill crucial functions. By structurally integrating the product parameters, manufacturing processes, and equipment resources, they enable interpretable process reasoning, which in turn supports dynamic task planning that can adapt in real time according to sensor feedback and production changes.

Researchers have developed industrial knowledge graphs of varying complexities for industrial scenarios; these graphs are centered around three fundamental elements: products, processes, and resources [33]. Table 3 summarizes the key characteristics of this body of work. For instance, Bharadwaj [34] hierarchically structured the product information. The author divided items into assemblies, sub-assemblies, and parts, and then stored this structure in a knowledge graph. Chen [35] proposed a knowledge graph-based assembly information model, referred to as KGAM, that integrated product data extracted from CAD models with process data obtained from technical documents. This unified representation allows engineers to query the manufacturing process and its attributes for specific products, thereby enabling a semantic link between the products and the process. Shi [36, 37] extended this approach by building an industrial knowledge graph that incorporated resources alongside the products and processes (see Fig. 5). This resource-centric graph aids in the management of design assets and facilitates asset reuse in future projects. In summary, industrial knowledge graphs offer clear and structured representations of the entities and relationships in industrial scenarios. They effectively address data heterogeneity across the design, planning, and production stages, and they serve as a critical knowledge bases for autonomous decision-making in industrial embodied intelligence.

Table 3 Comparison of the industrial knowledge graphs found in published literature.

Literature	Elements			Applications		
	Product	Process	Resource	High-level		Low-level
				Sequence planning	Resource allocation	
Bharadwaj [34]	√					
Jia [38]	√					
Liu [39]	√			√		
Chen [35]	√	√				
Hu [40]	√	√				
Zhou [41]	√	√		√		
Xiao [42]	√	√		√		
Shi [36, 37]	√	√	√		√	
Järvenpää [43, 44]	√	√	√		√	
Mo [45, 46]	√	√	√		√	√
Zhong [47]		√	√			√

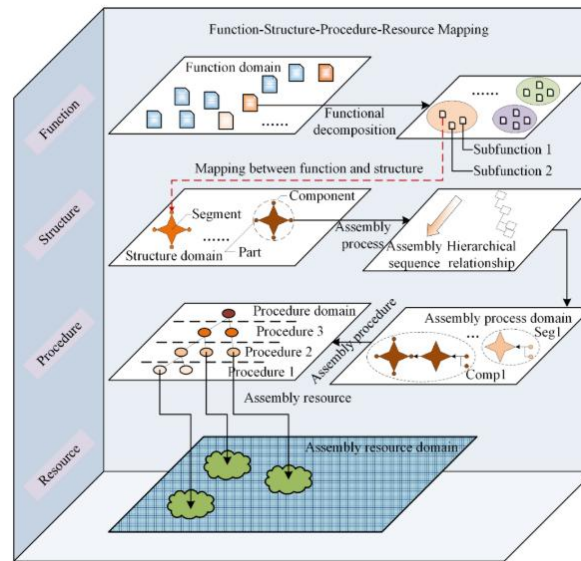


Fig. 5. Industrial knowledge graph that combines products, processes, and resources [36].

Using an industrial knowledge graph, an EI-powered industrial system can support both high-level and low-level decision-making tasks that include sequence planning, resource selection and allocation, and action matching. First, sequence planning is conducted using the knowledge, rules, and algorithms embedded in the product and process knowledge graph. For example, Liu [39] developed a three-layer assembly information model that represented product data and supported planning according to instantiated knowledge. Second, to improve resource reusability, Järvenpää [43, 44] defined a conceptual resource structure. This structure integrates the product, process, and resource information, thereby enabling process–resource

matching. Similarly, in response to changing requirements, Mo [45, 46] built a knowledge graph that uses real data from OmniFactory to support both resource selection and system reconfiguration. Finally, knowledge graphs also support action matching at the execution level. Zhong [47] stored robot skills in a knowledge graph, thereby allowing the system to match suitable skills with the input task. These skills are then decomposed into basic actions for execution.

4 High-level task planner

The high-level task planner is located in the top level of the EIIR framework. It receives tasks that are described by users in natural language and converts them into subtasks to guide the specific actions of robots [48]. This process enables the robots to understand natural language, which enhances the convenience of robot control by non-professional operators. In this section, general task-planning techniques that are based on general knowledge are first introduced. Next, task-planning techniques for industrial scenarios are presented along with their specifications and constraints.

4.1 General task planning

General task planning uses general knowledge to manage tasks in unstructured settings, such as shopping malls and restaurants. Its goal is to divide tasks into subtask sequences by means of natural language inputs. By combining visual perception and multi-modal information processing, robots can adapt to environmental changes and complete tasks in real time. For instance, if given the command “Please help me get an apple,” a robot may split the task into these subtasks: “Find the apple,” “Go to the location of the apple,” “Grab the apple,” “Navigate to the dining table,” and “Place the apple on the table without touching any other objects.” Meanwhile, the robot can use vision to collect relevant information from the scene. If the scene changes, the robot can automatically update and adapt according to the visual signals or sensor data. This process addresses the generalization problem associated with traditional planning methods. In this study, according to the planning methods and input modes, the existing general task-planning methods were categorized as either **LLM-based methods** or **VLA-based methods**.

4.1.1 LLM-based methods

LLM-based general task-planning methods use tasks that are described using natural language as inputs. They utilize the reasoning capabilities of LLMs to decompose complex tasks. The core features of this technique are the powerful language understanding, reasoning, and generation capabilities of LLMs. The use of specific modular designs can further improve the planning capabilities of LLMs in complex environments. Researchers have introduced various auxiliary modules, such as the prompt, visual module, and security module that are described in Table 4. These modules were added to improve the LLM adaptability and enable more efficient task planning.

1) **LLM + prompt.** Inputting specific prompts to an LLM can significantly enhance its ability to sub-divide the input tasks. PROG PROMPT [49] utilizes a programmed prompt structure. It guides LLM to generate task plans, combined with operable objects in the environment and sample programs provided to LLM. The LLM-GROP [50] and G-PlanET

[51] symbolize environmental information and store it in data or symbol form, thereby allowing the LLM to use the environmental information for planning. The LLM-State [52] treats the LLM as an attention mechanism, a state estimator, and a strategy generator. It addresses long-sight distance issues in open worlds and allows the LLM to adjust the task-planning process in real time according to the scene information. The GRID [53] is a graph-based robot task resolver. It uses scene graphs rather than images to perceive global scene information and iteratively plans the subtasks for a given task.

2) **LLM + visual module.** The addition of a visual module to the LLM enables the model to perceive environmental information that it can use for task planning. When only an LLM is used, the agent cannot sense the surroundings in real time. For task planning in complex environments, the LLM-Planner [54] uses a visual module to collect physical environmental information. It performs dynamic replanning if a task fails or times out. The TaPA [55] did not directly use existing large models. Instead, it built a planning dataset to fine-tune the LLaMA-7B, which enhanced the task-planning success rate. The ViLaIn [56] integrates the Grounding-DINO scene-detection module. It converts scene information into the planning domain definition language (PDDL) format. The initial PDDL state was generated by combining the BLIP-2 and GPT-4 models. The ViLaIn also introduces corrective re-prompting error feedback and chain-of-thought (CoT) mechanisms. These mechanisms improve the granularity and accuracy of the generated tasks. Liu et al. [57] added high-quality teaching cases to visual information, thereby enhancing the reasoning capability of the robot for complex problems.

3) **LLM + security module.** The addition of a security module to the LLM ensures the safety and reliability of the generated plan. The LLM may be unaware of certain details in the actual scene, and this ignorance could lead to dangerous robot actions. The CLSS [58] includes a cross-layer sequence supervision mechanism. Using linear temporal logic (LTL) syntax, it expresses safety constraints and violations that are detected during the task and motion planning processes, then it corrects them. The SafeAgentBench dataset [59] was developed to assess the safety of existing planning methods. It evaluates methods and determines whether they are safe and reliable. The dataset includes 750 tasks, 10 hazards, and three task types. The authors tested eight LLM-based agents and evaluated them using the rejection, success, and execution rates. Their results showed that the security and stability of current agents were still weak. The Safe Planner framework [60] incorporates a safety module, which endows the LLM with safety awareness. It uses a multi-head neural network to predict the execution-skill safety. The ROBOGUARD [61] combines high-level safety rules with the environmental context of the robot. It uses the CoT reasoning mechanism to create strict and adaptable safety rules. Its contextual grounding module uses a root-of-trust LLM to transform abstract safety rules into absolute LTL formulas for inference.

Table 4 Classification of the existing LLM-based planning methods.

Category	Method	Base model	Evaluation	Core principle
LLM + prompt	PROGPROMPT [49]	GPT-3	SR, Exec, GCR	Improves LLM understanding of human commands and robot tasks.
	LLM-GROP [50]	GPT-3	UR	
	G-PlanET [51]	BART	CIDeR, SPICE, KAS	
	LLM-State [52]	GPT-4	ACC	
	GRID [53]	INSTRUCTOR	SR	
LLM + visual module	LLM-Planner [54]	BERT	ACC	Uses visual information to improve the environmental perception capabilities of robots during task execution.
	TaPA [55]	LLaMA-7B	SR	
	ViLaIn [56]	GPT-4	Rsyntax, Rplan, Rpart, Rall	
	H. Liu et al. [57]	GPT-4	SR, Exec	
	CLEAR [62]	GPT-4, GPT-3.5, LLaMA2	SR	
LLM + security module	CLSS [58]	GPT-4	SFR, SR, Exec	Improves the plan-generation and task-execution safety.
	SafeAgentBench [59]	GPT-4	Rej, SR, ER	
	Z. Yang et al. [63]	GPT-4	SFR, SR	
	ROBOGUARD [61]	GPT-4o	ASR	
	Safe Planner [60]	GPT-4	Collisions, SR	

Table 4 also lists the evaluation metrics that were used in the studies. The success rate (SR) was defined as the ratio of the number of tasks that the robot successfully completed to the total number of tasks that were executed. The executability (Exec) was defined as the ratio of tasks that the robot could perform to the total number of tasks that were generated. The accuracy (ACC) refers to the accuracy with which the robot performed the tasks, and it is used to measure the task-completion quality. The rejection rate (Rej) is defined as the ratio of the number of times the robot refused a dangerous task to the total number of tasks that were generated. The execution rate (ER) is defined as the ratio of tasks that were actually executed by the robot to the total number of tasks that were generated. The safety rate (SFR) is defined as the ratio of the number of times the robot performed a task without dangerous behavior to the total number of tasks that were executed. The user rating (UR) refers to a subjective evaluation by the user of the robot task performance; it is expressed as scores or grades. The key action score (KAS) is used to evaluate the robot performance with respect to key actions. Consensus-based image description evaluation (CIDeR) and semantic propositional image caption evaluation (SPICE) are indicators that are used to evaluate image captioning tasks. They evaluate the quality of generated text by comparing it with reference descriptions. They are used in robotics applications to assess the accuracy of natural language descriptions or instructions that are generated by robots. The collisions indicator reports the number of collisions that occurred during task execution. The Rsyntax indicator is used to evaluate the syntax correctness of the generated planning descriptions (PDs) by reporting the proportion of grammatically correct PDs. The Rplan indicator is defined as the proportion of PDs with effective plans. The Rpart and Rall indicators are used to evaluate the similarity between a generated PD and the ground truth.

In recent years, more research has focused on high-level robotic task planning. However, robotic task planning is merely the first step in robotic task execution. An embodied agent needs both a high-level task-planning capability and a corresponding low-level action controller. The emergence of VLA techniques has combined high-level planners with low-level controllers to directly generate specific robot actions. The differences and connections between VLA techniques and LLM-based task-planning methods are further described next.

4.1.2 VLA-based methods

The general VLA-based method considers both visual information and natural language input during the task-planning process. Typical VLA architectures are shown in Fig. 6 [64]. VLA models can directly convert natural language inputs into specific actions that robots can execute. Generally, the LLM is only a part of the VLA model. There are three primary differences between VLA-based and LLM-based task-planning methods:

- **Input-mode difference:** LLMs only accept language as inputs. Thus, when a robot performs task planning using an LLM, it must combine the LLM with other modules to perceive environmental information. In contrast, VLA models integrate vision, language, and action. They can directly utilize visual information to enhance the ability of the robot to understand the environment.
- **Architecture difference:** An LLM primarily consists of a language encoder and a decoder. In contrast, VLA architecture is more complex. It includes a visual encoder, a language encoder, and an action decoder. This architecture allows the VLA model to directly integrate visual and textual information and to generate specific actions.
- **Specific task-planning difference:** LLM-based task-planning methods can only generate subtask sequences. They must work with low-level controllers to interact with the physical world. VLA models, however, directly translate text and visual information into specific actions, thereby enabling better environmental interaction.

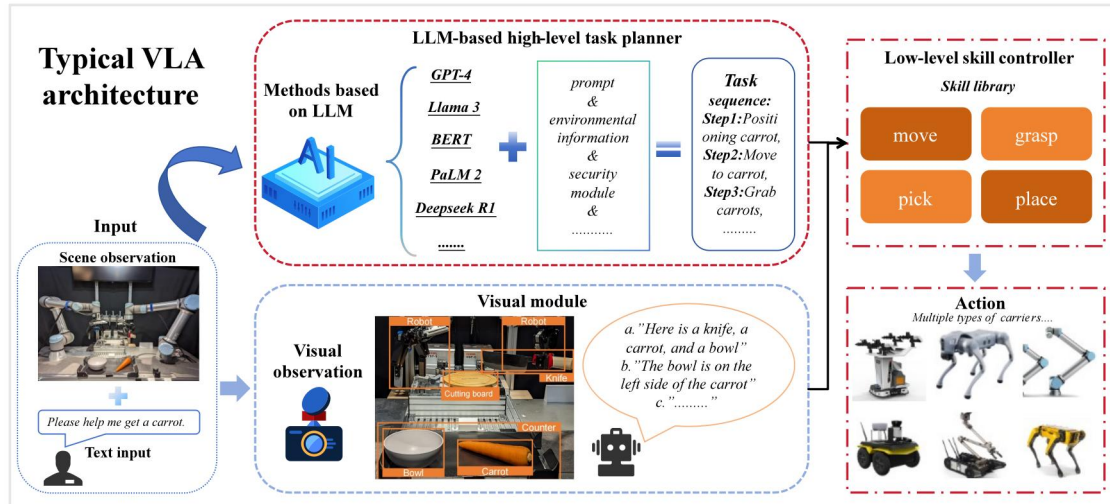


Fig. 6. Typical VLA architecture.

In recent years, researchers have proposed a variety of general VLA architectures, such as RT-1 [14], RT-2 [15], and OpenVLA [16], and they have continued to improve upon these architectures. To enhance the performance of the VLA model, 3D perception and reasoning

was integrated into the 3D-VLA architecture [65]. This integration improved the operation capabilities of the VLA model in complex environments. A dual-process VLA framework, referred to as Dual Process VLA, that separates the complex reasoning process from the real-time motion control was developed [66]. This separation improved the operational efficiency and accuracy of the robot. The SpatialVLA [67] enhances the VLA model understanding of 3D space by the introduction of a self-centered 3D position-encoding module and an adaptive action network. The VLA model has been applied to various types of robots. For example, a flexible VLA-based operating system for dual-arm robots, referred to as Bi-VLA, was proposed [68]. This system can interpret complex human commands and perform dual-arm operations. The RoboNurse-VLA [69] applied VLA techniques to surgical-nurse robot systems. It can process surgeons' commands in real time and can accurately grasp and transfer surgical instruments. VLABench [70], a large-scale dataset and evaluation benchmark, was developed for VLA testing. It includes 100 task categories and 2,000 3D objects. This benchmark can assess the capabilities of the VLA model with respect to various tasks, particularly for long-term reasoning and multi-step planning operations.

The LLM and the VLA model have both demonstrated strong general task-planning capabilities; however, they are still primarily applied in household and open-world daily life scenarios. Due to insufficient industrial knowledge and weak industrial data perception, their direct transfer to industrial settings would not yield solutions that satisfy industrial specifications and process constraints.

4.2 Industrial task planning

Unlike general task planning, industrial task planning addresses production tasks in industrial settings that possess strict requirements and constraints. It demands higher planning accuracies, allows little room for errors, and has more serious consequences when planning mistakes occur. For example, placing a fork on either side of a bowl is acceptable for a household task, but in an industrial scenario, part A and B on a production line must stay in fixed positions, and the processing steps must follow a strict sequence. Generating the appropriate subtask sequences that meet industrial standards and constraints, is the main challenge that must be addressed when general task-planning methods are applied to industrial scenarios. This section discusses **knowledge and skill-based, learning-based, and LLM-based methods**.

4.2.1 Knowledge and skill-based methods

Most knowledge and skill-based methods involve a world model (see Section 3) and a skill library (see Section 5). These methods utilize the knowledge in the world model to reason, select, and combine skills from the skill library and thereby generate the required planning scheme. These methods can be categorized as either knowledge graph-based task planning or domain specific language (DSL)-based task planning according to the reasoning approach, as shown in Fig. 7.

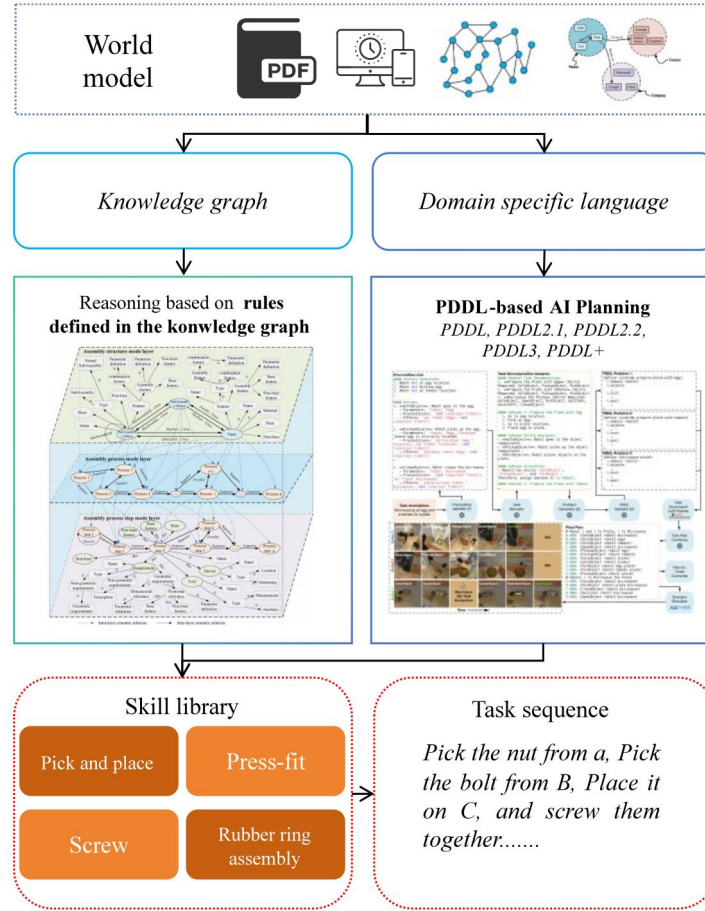


Fig. 7. Knowledge and skill-based task planning.

1) **Knowledge graph-based methods:** Knowledge graph-based task planning utilizes knowledge from a knowledge graph and predefined rules. Before the knowledge graph was proposed, expert systems were used for industrial task planning [71-73]. However, this method has some problems. It has fixed reasoning rules, so its generalization capability is weak and knowledge updates must be performed manually. These issues limited its application scope and led to its gradual elimination. Knowledge graphs have strong knowledge-storage capabilities. They enable convenient knowledge updates and have good reasoning capabilities. Because of these advantages, knowledge graphs have been increasingly used in manufacturing scenarios. Table 5 lists some publications regarding knowledge and skill-based industrial task planning.

Table 5 Surveyed literature regarding knowledge and skill-based industrial task planning.

Method	Publication	Application scenario	Core principle	Common ground
Knowledge graph-based	M. Merdan et al. [74]	Industrial robot	Reasoning based on rules defined by the knowledge graph	Based on a world model, knowledge is obtained from a knowledge base for inference.
	Y. Jiang et al. [75]	Automatic assembly		
	T.Hoebert et al. [76]	Industrial robot		
	B. Zhou et al. [77]	Automatic assembly		
	Z. Qin, Y.Lu [78]	Adaptive manufacturing control		

	Z. Kootbally et al. [79]	Automatic assembly		from a skill base and
	M. Cashmore et al. [80]	ROS		are combined.
DSL-based	F. Roviola et al. [81]	Industrial robot	AI planning based	
	L. Heuss et al. [82]	Industrial robot	on PDDL	
	A. Rogalla [83]	Process planning		

To enhance the flexibility and applicability of industrial robots, Merdan et al. [74] and Hoebrechts et al. [76] applied an ontology-based knowledge-driven framework. They proposed a new scheme to address the complex programming and high configuration costs of traditional industrial robots. To improve assembly process planning, Jiang et al. [75] explored the concept of combining digital twins with knowledge graph techniques. This approach can effectively manage complex assembly-process knowledge. Zhou et al. [77] proposed a knowledge graph-driven method of generating and evaluating assembly processes. They constructed an assembly-process knowledge graph (APKG) for the generation of assembly plans. Using interference detection and quality assessment methods, they identified feasible assembly sequences. This method was validated against an aeroengine-compressor rotor assembly case. Qin et al. [78] addressed adaptive control in large-scale personalized manufacturing by proposing a knowledge graph-based semantic representation method for dynamic manufacturing environments. By integrating factual data with machine preference information, they developed a new adaptive manufacturing control scheme.

2) **DSL-based methods:** DSL-based task planning uses specific languages, such as PDDL [84], to express and solve planning problems. PDDL, which is a standardized language for robotics planning problems, can flexibly manage complex planning issues. In recent years, it has gained popularity for industrial task-planning applications. Kootbally et al. [79] proposed a knowledge-driven method that uses a combination of knowledge and PDDL to directly convert web ontology language (OWL) to PDDL. The value that this method brings to assembly applications was discussed. The ROSPLAN [80] framework integrates task planning into an ROS. By using modular design for the knowledge base and planning system, it can automatically process planning and schedule low-level controller activities. The SkiROS [81] platform addresses the knowledge representation and autonomous task planning of robot development by employing modular design and knowledge integration. The REpac [82] framework possesses an extensible, skill-based software architecture that supports flexible configuration and autonomous task planning for industrial robots. By reusing skills and modular components, it gradually expands the reasoning capabilities of the robots so they can achieve multi-task planning. Rogalla et al. [83] proposed a domain-modeling method for discrete manufacturing that models manufacturing systems and orders in PDDL, thereby helping the planners to understand and solve problems.

Despite their excellent performance in industrial applications, knowledge and skill-based task-planning methods face challenges. These include knowledge-updating difficulties, the need for predefined rules and reasoning methods, and limited scalability for new tasks and scenarios. These issues lead to high dependencies on humans.

4.2.2 Learning-based methods

Learning-based methods utilize various techniques, such as deep learning and reinforcement learning, to extract task-planning information from vast datasets. As deep

learning has evolved, these methods have been applied to intelligent manufacturing scenarios [85]. They exhibit extensive application potential for many types of operations, such as robotic grasping, assembly and disassembly, process control, and industrial human-machine collaboration [86]. Learning-based methods eliminate many of the manual processes that are required by knowledge and skill-based methods. Different learning strategies have distinct advantages and disadvantages, which lead to varied application contexts and methodologies. This section summarizes three primary learning strategies, which are based on deep learning, reinforcement learning, and imitation learning, respectively, as shown in Table 6.

Table 6 Surveyed literature regarding learning-based industrial task-planning methods.

Method	Application scenario	Publications	Algorithm	Advantage	Disadvantage
Deep learning	Human-robot collaboration	H. Zhang et al. [87]	CNN	Processes complex data to enhance reliability	Requires a large amount of data
		H. Liu et al. [88]	CNN		
	Object recognition	X. Chen, J. Guhl [89]	RCNN		
		E. Solowjow et al. [90]	Dex-Net		
	Subassembly recognition	C. Zhang et al. [91]	GCN		
Reinforcement learning	Robot assembly	Y. Liu et al. [92]	DQN	Learning is achieved through autonomous interaction with the environment and policy functions	Unstable training may lead to unstable model performance
		J. Li et al. [93]	DDPG		
	Robot additive manufacturing	Y. Xiong et al. [94]	DQN		
	Logistics robot	F. Fan et al. [95]	DODPG		
	Automatic assembly	M. Jiang et al. [96]	DRL		
Imitation learning	Robot assembly	Y. Wang et al. [97]	GMM+GMR	Extensive mathematical modeling and optimization is not needed.	Requires a large amount of high-quality sample data for training
		S. Scherzinger [98]	LSTM		
		T. Zhang [99]	p-LSTM		
		S. Ji et al. [100]	DDPG		

1) Deep learning-based methods: Deep learning-based methods can process complex production data and easily uncover hidden data patterns. However, their heavy reliance upon data limits their use in data-scarce scenarios. Using CNN and LSTM techniques, Zhang et al. [87], predicted human assembly actions. Liu et al. [88] developed a CNN-based multi-modal user interface that enables non-professionals to easily control robots. Chen et al. [89] used the RCNN algorithm to achieve object recognition in work areas during industrial robotic grasping processes. Solowjow et al. [90] created a DEX-Net-based grasping robot that exhibited a high success rate. Zhang et al. [91] used model-based design (MBD) to integrate geometric and engineering information, then they constructed heterogeneous knowledge graphs and used the GCN algorithm to identify subassemblies.

2) Reinforcement learning-based methods: Reinforcement learning-based methods excel in scenarios that have limited data and that require independent decision-making because they can learn autonomously through interactions with the environment. However, the randomness of the training process can produce unstable results. Liu et al. [92] presented a

vision-combined reinforcement learning scheme to aid human-machine interactions during manufacturing. It allows robots to observe human-collaborator information and then to adjust their decisions and actions. To address multi-variety and small-batch assembly issues, Li et al. [93] combined deep reinforcement learning and a digital twin. They established digital-twin models and trained reinforcement learning models to plan assembly processes and predict production line faults. Xiong et al. [94] applied the Kriging dynamic function to additive manufacturing scenarios. This method enables learning through multiple agents and workspaces, and thereby reduces material consumption during additive manufacturing. To improve assembly-sequence planning for aviation products, Jiang et al. [96] developed a novel fine-grained assembly-sequence planning method by combining a knowledge graph and deep reinforcement learning. To address the internal logistics of the manufacturing industry, particularly in complex workshop environments, Fan et al. [95] proposed a navigation method that utilizes deep reinforcement learning and wheeled mobile robots. By the adoption of a dynamic-observation Markov decision process and distributed scene training, this method achieved efficient scene modeling and path tracking control in complex industrial settings.

3) Imitation learning-based methods: Imitation learning-based methods enable faster learning than reinforcement learning-based methods and require less mathematical modeling and optimization. They are ideal for scenarios with clear tasks and abundant human expert demonstration data. The results of these methods are more deterministic than those of the other methods; however, they require many high-quality demonstrations. In recent years, imitation learning-based methods have been widely used in robot-assembly scenarios [97-100]. These methods utilize demonstrations as learning data for the robots, thereby enhancing the assembly task-planning capabilities of the robots.

Learning-based methods eliminate the need for the manual rule definitions that are required by knowledge and skill-based methods; however, they require substantial data support and demand significant computational power and training time. The models are typically trained for specific scenarios or tasks, so they have only average generalization capabilities; thus, it is difficult to transfer them to other tasks.

4.2.3 LLM-based methods

During industrial task-planning operations, LLM-based methods leverage the powerful text generation and understanding capabilities of LLMs. They can process complex industrial documents, operation manuals, and user feedback, thereby enhancing the information-processing efficiency and accuracy. These methods utilize externally acquired knowledge and the reasoning capabilities of LLMs to achieve task planning. As AI technology has rapidly advanced, LLMs have significantly impacted the industrial field because of their natural language understanding and multi-modal information-processing capabilities [11, 101]. During high-level industrial-robot task-planning processes, LLMs can effectively interpret fuzzy input tasks and decompose them into a series of subtasks. Unlike other methods, LLM-based methods do not require many human-defined rules or extensive training data. Although they have been studied extensively in connection with general task-planning processes, research regarding the use of LLMs for industrial applications is still in its early stages. Most of the existing work has focused on the reasoning capabilities of LLMs, and some studies achieved positive results by fine-tuning LLMs with new data.

LLM-based industrial task-planning methods have been used for various manufacturing

tasks. Tanaka et al. [102] used LLMs to develop a voice-controlled control system for a polishing robot. They analyzed natural language using the GPT-3 model and converted it into numerical commands, which enables users to control robot actions through voice inputs. This approach allows workers to use robots for specific functions without the need for complex programming. Wang et al. [103] proposed an LLM-based visual language navigation method for intelligent manufacturing systems. This method involves three steps: the reconstruction of real-world manufacturing scenes using 3D point clouds, the instigation of navigation actions with the LLM code-generation capability and path planning with the Pathfinder algorithm, and the generation of executable robot actions. Fakihi et al. [104] used LLMs to achieve verifiable PLC programming in industrial control systems and introduced the LLM4PLC framework. By using engineering prompts and low-rank adaptation (LoRA) to fine-tune the model, and by incorporating user feedback and external tools to guide the LLM generation process, they verified the system using the Fischertechnik manufacturing test platform (MFTB). This method significantly reduces the time required to write the PLC code and improves the quality of the LLM-generated PLC code. Fan et al. [105] explored the application of LLMs to industrial robots and proposed a framework for the independent design, decision-making, and task execution of industrial robots. This framework uses LLMs to extract the manufacturing tasks and process parameters from natural language, select end effectors, generate motion paths according to predefined conditions, and evaluate the path effectiveness. It then uses skills in the code and task bases to complete manufacturing tasks. Gan et al. [106] proposed a bionic robot controller that can satisfy the autonomous task-planning needs of the manufacturing industry. This controller combines motion control, visual perception, and autonomous planning modules to achieve multi-object rearrangement functions. Gkournelos et al. [107] applied LLMs to manufacturing systems to enhance human-machine interactions in factory settings. Their system is based on extensible components that can be classified as either agents or modules. The agents include formatting, interactive, and manufacturing agents that possess natural language processing capabilities. The modules include robot-behavior planning and human-machine interaction modules. When it was tested in inverter and industrial air compressor assembly scenarios, the system achieved positive results. Xu et al. [108] discussed the application of EI techniques to additive manufacturing processes. They studied methods of causing 3D printers to interact with the environment as organisms do by investigating biological growth processes. For fixed 3D printers, this approach can automatically generate tool paths and machine code using basic models; thus, it reduces the demand for expert knowledge.

LLM-based methods have also been used for automatic electric-vehicle disassembly, industrial drones, construction robots, and other applications. To solve electric-vehicle battery disassembly problems, Peng et al. [109] used neural symbol AI to develop an autonomous mobile-robot system for battery disassembly (BEAM-1). The system used neural predicates and action primitives to achieve environmental perception and autonomous planning. It also employed an LLM heuristic search in the planning process, thereby improving efficiency and addressing search-space explosion issues. Zhao et al. [110] proposed an AeroAgent architecture for industrial drones. It treats agents as the brain and controllers as the cerebellum in industrial tasks. The MLM-based agents can analyze multi-modal data, customize plans based on environmental information, and quickly adapt to new tasks using small-sample

learning. The ROSchain framework integrates MLMs with an ROS, thereby enabling direct control of the drone actions and ensuring that the input matches the actuator capabilities. You et al. [111] applied EI techniques to construction robots and proposed the Dexbot framework. This framework contains six key steps, by which it achieves robot flexibility and adaptability for three primary construction tasks: structural assembly, material processing, and quality inspection.

Although LLMs have been applied in some industrial scenarios, most of these applications only use LLMs as auxiliary components in the task-planning process. The core methods by which industrial-robot task planning is achieved are still based on traditional techniques. The LLMs are primarily used for optimization and improvement of traditional methods rather than for complete replacement or redefinition of these methods.

To summarize Section 4.2, existing industrial task-planning methods can be divided into three main categories: knowledge and skill-based methods, learning-based methods, and LLM-based methods. The knowledge and skill-based methods rely too heavily upon artificially determined rules. When new scenarios or tasks are encountered, professionals must often redefine the relevant rules; thus, these methods have low flexibility. Learning-based methods require large amounts of data and computing resources for training, and they must often be retrained when for new scenarios or tasks; thus, they possess limited generalization capabilities. It is difficult for methods of these two types to effectively meet the small-batch and customized-manufacturing requirements. However, due to limitations in training resources, the emerging LLM-based methods often fail to fully understand the professional knowledge in industrial settings; thus, their effects are still mediocre when they are used for industrial task planning.

A potential solution is proposed for the problems discussed above: a combination of an LLM with the retrieval-augmented generation (RAG) technique. By establishing a specific external knowledge base for use as the world model, the LLM can master the knowledge unique to the industrial field and then improve its ability to answer industrial questions. At present, a few studies regarding such a method have achieved some results; however, this method has not yet been directly applied to industrial task planning. Bei et al. [112] proposed a question-and-answer system that is based on the integrated term enhancement method. By accurately extracting and interpreting key terms from knowledge documents and building a term dictionary, it can enhance the query capability. The AMGPT [113] question-and-answer system is based on a combination of the pre-trained LLaMa 2-7B model and RAG; it enhances the question-answering capability in additive manufacturing scenarios by the dynamic integration of information. Other studies utilized the LLM + RAG method to process a large amount of data during industrial-production processes [114-116] with the goal of maximizing the use of these data for prediction and decision-making tasks. In other research, an LLM was combined with a knowledge graph in an industrial setting [117, 118]; the generalization capability of the large model was used in each task and the accurate reasoning rules in the knowledge graph were used to improve the performance of the LLM for specific industrial tasks.

The goal of this scheme is to fully utilize the powerful representation learning capabilities of LLMs and the advantages of the RAG technique for knowledge integration and retrieval. This method can enhance the generalization capability and adaptability of industrial

task planning while improving its accuracy. The application of this scheme to industrial-robot task planning can mitigate the shortcomings inherent to existing methods, thereby better meeting the flexible-production and customized-manufacturing needs of the manufacturing industry.

5 Low-level skill controller

The low-level skill controller, which serves as the core hub that connects the high-level task abstraction with the physical execution of the robot, is used to convert decomposed subtasks into a series of skills and to output executable programs. This paper does not emphasize the skills discussed in the previous EIR reviews [1, 119] (such as perception, navigation, manipulation, and other skills that are used in unstructured environments); rather, it focuses on the unique skill paradigms required by industrial scenarios, and especially those used in assembly tasks. The low-level skill controller utilized by EIIR possesses a two-layer "skill-language" architecture, in which the skill layer uses modular encapsulation to convert actions into reusable skills. The language layer uses DSL and constraint rules to achieve physical execution of the skills. The transformation from subtasks to skill sequences primarily relies upon two approaches: knowledge and skill-based methods and LLM-based methods. Both of these approaches were discussed in Section 4. This section presents analyses of the work related to the two layers; therefore, it provides a reference for readers who wish to select appropriate skill libraries and control languages for the formation of low-level skill controllers.

5.1 Industrial skills

Industrial skills are the standardized, reusable, and programmable units provided by robots or other equipment to achieve specific manufacturing goals (such as assembly, welding, and inspection) in a structured or semi-structured industrial environment. By means of hardware–software encapsulation, these skills abstract the underlying sensor data, control algorithms, and actuator actions into process semantics-oriented functional interfaces; thus, they transform complex physical interactions into programmable industrial behavior modules. Along with the rigid constraints and task requirements of industrial scenarios, the "*Task–Subtask–Skill–Action*" concept levels are proposed here, and standardized mapping of complex processes is achieved by means of level-by-level decoupling. Using a shuttle-valve assembly task as an example, Fig. 8 introduces the relationships between the four concept levels. Details regarding each level are also provided in the following list:

1) *Task*: A high-level production activity with a complete functional objective, such as "assemble shuttle-valve" or "weld PCB board", that encapsulates the process semantics. As stated in Section 4, an EIIR can decompose tasks into subtasks using a high-level planner that combines an LLM with RAG and that is guided by process knowledge from an industrial knowledge graph.

2) *Subtask*: A fundamental process unit that is analogous to a "procedure" in an MES. For example, the "assemble shuttle-valve" task may be split into four subtasks: "assemble large rubber ring," "place steel balls," "assemble small rubber ring," and "press piston." subtasks are semantically linked to skills in the knowledge graph, which also transforms their process requirements into execution parameters.

3) *Skill*: An abstracted capability that is provided by one or more devices and is responsible for transforming subtasks into executable physical actions. Skills have two key attributes: cross-device collaboration (e.g., a “press-fit” skill may coordinate the actions of multiple devices, such as robot-arm motion, force-sensor feedback contact state, and vision-system correction orientation) and a logical container (which defines action sequences using finite state machines (FSMs) or temporal logic).

4) *Action*: An atomic physical operation that is performed by a device. Actions are often directly linked to hardware via DSLs or protocols (e.g., EtherCAT and PROFINET), and they lack context awareness. For instance, a “grasp” action is initiated by a Boolean signal, but it cannot detect object presence. Actions standardize device interfaces by decoupling vendor-specific APIs from skills. For example, differing joint controls of various manipulator brands are abstracted behind a “move” action that exposes only generic parameters, such as the orientation, speed, and acceleration of the target.

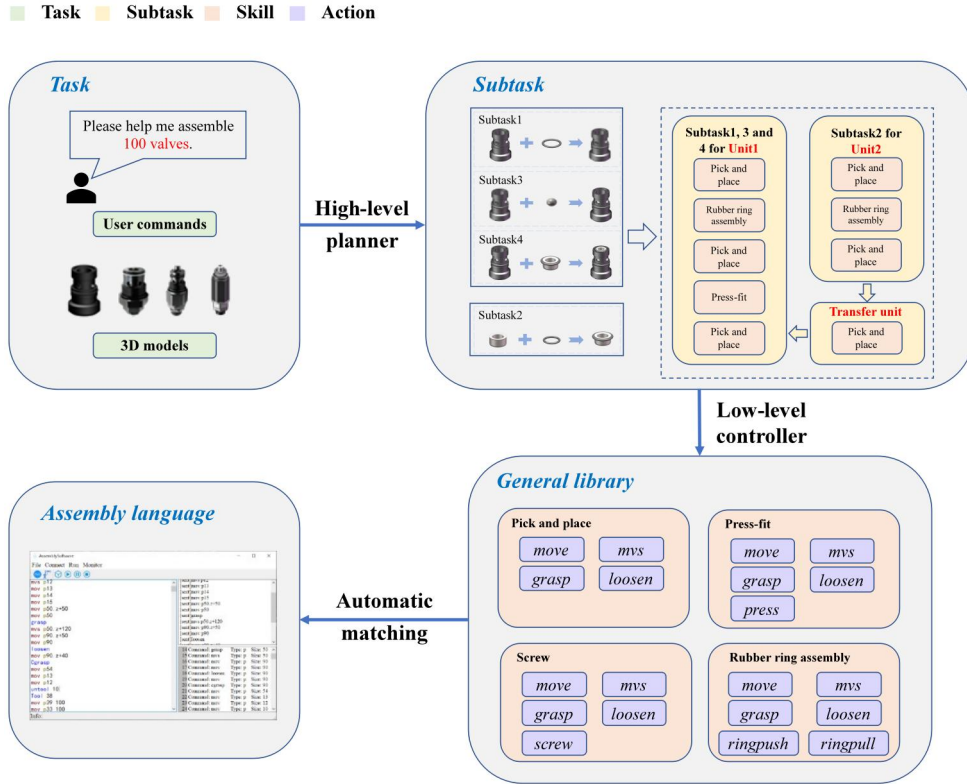







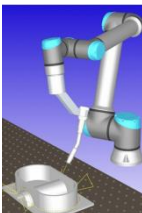



Fig. 8. Example of the “Task-Subtask-Skill-Action” architecture. The task is usually a description based on user-command input and 3D models. After it is decomposed by the high-level task planner, the shuttle-valve assembly task is split into a series of subtasks, which are assigned to different units for execution. Each subtask is automatically matched with skills from the general library by the low-level controller. Finally, the overall task is transformed into a program that consists of a combination of the lowest-level actions.

In the architecture described above, the construction of standardized skill libraries and action libraries is fundamental to the execution of industrial tasks. These libraries provide reusable and extensible foundational capabilities that enable the rapid composition of complex processes by means of modular encapsulation. Reinhart et al. [120, 121] reviewed a range of publications, standards, and studies in the skill taxonomy and ontology field, after

which they proposed a skill-classification method specifically for assembly. Lee et al. [122] identified nine atomic actions that are commonly used in assembly processes. Building upon these classification schemes, the authors of the current work conducted a literature survey to analyze and categorize recent developments. Fig. 9 defines 15 commonly used robotic actions, the taxonomies of which follow two principles:

- **General and Specific Actions:** General actions, which range from “**Move**” to “**Sense**,” include the majority of common industrial operations and can typically be executed using only a robotic arm and simple tools. In contrast, specific actions require special tools or additional material support. For instance, the “**RingPush**” action involves the insertion of an elastic seal ring into a groove by means of precise axial pressing that is performed by a dedicated end-effector, while the “**Print**” action requires an integrated material feeding system and a dispensing nozzle. Beyond the eight specific actions listed, users may extend the library according to the application needs (e.g., “drill” and “mill” actions can be added for subtractive manufacturing applications).
- **Semantic Merging:** The taxonomy consolidates actions with similar semantics that are found throughout the published literature. Translational actions, such as “Push,” “Retract,” and “Slide” are abstracted into a parameterized variant, “**Move**.” Similarly, assembly actions, such as “Insert,” “Snap in,” and “Mount” are unified under the “**Press**” label, which encapsulates force-controlled pressing behaviors. This merging strategy streamlines the action library for more efficient reuse and system integration.

<p>Move <i>Move robot to a specific position.</i></p> 	<p>Approach <i>Move slowly in a fixed direction to approach a target.</i></p> 	<p>Grasp <i>Use robot manipulator to grab an object.</i></p> 
<p>Loosen <i>Release the object being held.</i></p> 	<p>Press <i>Apply force through linear motion.</i></p> 	<p>Screw <i>Rotate to fasten or disassemble objects.</i></p> 
<p>Sense <i>Use sensors to monitor the surroundings.</i></p> 	<p>Weld <i>Fuse material using an energy source.</i></p> 	<p>Rivet <i>Attach parts with metal pins.</i></p> 


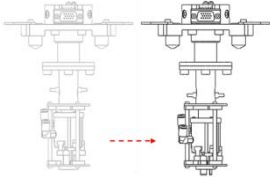
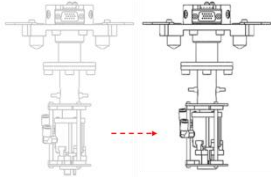


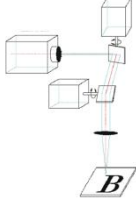
<p>Glue <i>Deposit adhesive in a controlled manner.</i></p> 	<p>RingPush <i>Install a ring component.</i></p> 	<p>RingPull <i>Perform the reverse of the tool action used for Ringpush.</i></p> 
<p>Spray <i>Eject the mist-like material.</i></p> 	<p>Print <i>Accumulate material in a layer-by-layer manner.</i></p> 	<p>Mark <i>Modify a surface for identification.</i></p> 

Fig. 9. Robotic action taxonomy from the literature review. The illustrations were adapted from those of previous publications [105, 122-126].

In the research and application of robotic skills, the skills can be functionally divided into four main categories: handling, joining, inspecting, and special operations. These four skill types are summarized in Table 7. Each type consists of multiple underlying actions, and various skills can be composed into subtasks that enable robots to execute complex industrial tasks. The handling skills, such as “Pick and place” and “Transport,” form the foundation of robotic manipulation and are extensively applied in automated production, warehousing, logistics, and service robotics operations. Notably, “Pick and place” was featured in 80% of the surveyed literature; its presence is essential in any skill library. “Transport” involves robot navigation and material transfer, and it is often combined with environmental perception that is enabled by sensing actions so that it can be performed effectively.

The joining skills primarily involve the connection of components, and they typically require high-precision orientation alignments, force-control strategies, and sensor feedback. These skills are fundamental to industrial robots, and particularly to electronic assembly, mechanical manufacturing, and other related applications. “Press-fit” and “Screw” are the joining skills that are most frequently referenced in the literature; this frequency reflects their broad applicability. In contrast, “Weld,” “Rivet,” and “Glue” are more specialized skills and are commonly employed in certain sectors, such as automotive manufacturing and metal processing. Notably, while “Ring assembly” is rarely discussed by existing publications, it is a prevalent skill in real-world production settings and has therefore been included in the construction of the skill base.

The inspecting skills include both the “Measure” and “Check” skills. Although both of these skills involve detection, they have different focuses. “Measure” focuses on acquiring quantitative data, such as size, position, or force information. It uses various tools, such as force/torque (F/T) sensors and visual sensors, to accomplish this goal. These measurements provide critical input or output parameters for the handling and joining skills. In contrast, “Check” is oriented toward the detection of anomalies. It assesses whether an action has been successfully completed or if the state of a system deviates from predefined thresholds. It is

typically implemented through tactile sensing, collision detection, or force feedback-based anomaly analysis. These inspecting skills are crucial to quality assurance, automated testing, and predictive maintenance in industrial applications.

Special operations skills include some other specific tasks that are performed by robots, such as “Spray,” “3D-print” and “Mark.” These skills are usually specific to certain manufacturing or processing requirements. “Spray” and “3D-print” are related to coating spraying and additive manufacturing, respectively. “Mark” is very common in real production lines; it includes laser marking and ink-jet marking, among other applications, and is worth preserving in the skill library.

According to the frequency with which they were referenced, certain skills were determined to be indispensable to the construction of an industrial-robot skill library. These skills include “Pick and place,” “Transport,” “Press-fit,” “Screw,” “Measure,” and “Check.” These skills cover the essential grasping, motion, assembly, and inspection capabilities; thus, they form a foundational skill set for virtually all industrial and service robot systems. Notably, several articles [123, 127-129] present frameworks that incorporate more than four skills and propose comprehensive robot-control architectures that are centered around skill modularization. These references offer valuable insights and are particularly recommended for readers that wish to design robust and extensible skill libraries.

Table 7 Taxonomy of robotic skills and 75 related articles. Some of the references were obtained from the survey conducted by Pantano et al. [130], while the rest of the publications were identified through a systematic Web of Science search. The search strategy employed the Boolean query: ‘*robot AND skill AND (industry OR manufacturing)*’. All the retrieved articles were rigorously reclassified under the proposed skill scheme.

Skill category	Skill	Included actions	References	Parameters
Handling	Pick and place	move, approach, grasp, loosen	[47, 81, 82, 100, 125, 127-129, 131-182]	End_pose, Vel, Acc, Move_type (PTP/LIN/CIRC)
	Transport	move, sense	[81, 121, 123, 128, 129, 131, 136, 148, 153, 154, 157-159, 161, 163, 165, 167, 170, 177, 183-186]	Path_plan (RRT/PRM), Vel, Payload_mass, Env_map, Obst_avoid
Joining	Press-fit	move, approach, press	[47, 100, 127-129, 131, 132, 137, 138, 141, 142, 144, 147, 149, 151, 152, 160, 162, 164, 167-169, 174, 187-190]	Force_set, Insert_depth, Align_tolerance
	Screw	move, approach, screw	[121, 127, 128, 134, 145, 146, 152, 170-172, 189, 191, 192]	Torque_set, RPM, Screw_type (M3/M4), Ang_alignment
	Weld	move, approach, weld	[121, 124, 152, 188]	Voltage, Current, Feed_speed, Weld_path, Gas_flow

	Rivet	move, approach, rivet	[125, 131]	Impact_force, Align_offset
	Glue	move, approach, glue	[131]	Dispense_vol, Glue_path
	Ring assembly	move, approach, grasp, loosen, ringpush, ringpull	-	Spread_force, Ring_dim (ID/OD), Align_guide
Inspecting	Measure	move, sense	[81, 100, 127, 131, 135, 136, 140, 142-144, 148-151, 153, 154, 156-159, 161, 162, 178-186, 188, 191, 193, 194]	Sensor_type (Laser/Force), Accuracy, Data_output
	Check	move, sense	[82, 121, 127, 139-141, 144, 156-159, 162, 167, 175, 177, 187]	Sensor_type (Laser/Force), Check_value, Tolerance
Special operations	Spray	move, approach, spray	[123, 184]	Paint, Flow_rate, Nozzle_vel
	3D-print	move, approach, print	[123]	Layer_height, Print_speed, Nozzle_temp
	Mark	move, approach, mark	-	Depth_set, Mark_speed

In addition to the skill library, the parameter settings affect both the task success and the overall efficiency. Table 7 lists the parameters that were most commonly used in the literature. From the perspective of motion control, velocity (Vel) and acceleration (Acc) are the core parameters of all the motion-related skills, determining the stability and response speed of the action. Path-planning parameters, such as the rapidly-exploring random tree (RRT) and the probabilistic road map (PRM), primarily affect the autonomy and environmental adaptability of the robots by means of the algorithm, and they particularly affect the robot obstacle-avoidance capability in complex or dynamic environments. Force control parameters (Force_set and Torque_set) are very important for skills that involve physical interactions, such as “Press-fit” and “Screw.” If the values are too large, the workpiece will be damaged; however, values that are too small may lead to assembly failure. In addition, tolerance parameters (Align_tolerance and Check_value) reflect the skill-errors tolerance of the users; they are also closely related to the sensor accuracy. For some special material-processing skills, such as “Weld,” “Spray,” and “3D-print,” the temperature, flowrate, and feed rate directly determine the uniformity and final quality of the material deposition. It is worth noting that some parameters affect not only a single skill, but also the stability of the whole task. For example, the Payload_mass of a robot affects the motion-trajectory planning, while semantic map of the environment (Env_map) affects the long-term path optimization. Therefore, when constructing a skill library, the selection of the skill parameters must not only be optimized for a single execution, but must also consider the parameter interactions at the global level to ensure that the robot can effectively perform skills in a variety of application scenarios.

In EI research, skill libraries are central role to the low-level skill controller because they serve as structured interfaces between the LLMs and the physical environment. The P_{Ro}C3S [195] uses an LLM to generate parameterized skill codes (which include actions, such as grasping or placing, and coordinate parameters). These skill codes are combined with a continuous constraint satisfaction problem (CCSP) solver to process kinematic, geometric, and physical constraints. This strategy enables natural language-driven drawing and stacking tasks. The PromptBook [196] is an instruction–example prompt method. It describes skill parameters (such as the orientation coordinate system) and physical constraints (such as the robot-arm accessibility) using application programming interface (API) documents, thereby allowing the LLM to generate new skill codes, such as drawer switches, with zero samples. Wiemann et al. [197] encapsulated skills as the services of ROS2 and used an LLM to analyze the implied semantics in natural language (for example, it maps the command "move the camera 10 mm" to a moving relative coordinate service and automatically fills in the parameters). This approach increases the ease of user programming. The LiP-LLM system [198] was designed to build a skill-dependency graph and extract temporal logic from language text, such as "Clear A before placing B." It then uses linear programming to optimize task allocation among multiple robots.

These methods, which all involve combining LLMs with skills, reveal that the code-generation paradigms that are based on structured skill bases have become the mainstream implementation mechanism for LLM-driven EI. In this method, a strong encapsulation interface is generally used during the design of the skill library so that the skill code generated by the LLM can be directly mapped to the physical execution. This design paradigm is primarily reliant upon two types of structured languages. The first type is robot middleware interface languages (such as the ROS2 [197]), which achieve skill–device matching through predefined service types and message structures. The second type is domain-specific programming interfaces (such as the robot API description [196]), which ensure that the generated code is physically enforceable by strictly restricting the function signature and coordinate system. For industrial control, however, such interfaces must be connected with PLC ladder diagrams or structured text (IEC 61131-3) in addition to robots. The establishment of a unified DSL that is compatible with various types of controllers is crucial to the achievement of LLM-driven EIIR.

5.2 Low-level control language

In the low-level skill controller of the EIIR framework, a language is often needed to express the skills and thereby facilitate the actuator understanding. This kind of language must possess dual attributes: it must retain skill-semantics abstraction to support low-level reasoning as well as be capable of embedding hardware-interface specifications to ensure physical enforceability. DSL effectively fills the gap between skill abstraction and hardware instructions by means of a semantic layered architecture. Van deursen et al. [199] defined DSL as a programming language or executable specification language that offers, through appropriate notations and abstractions, expressive power that is focused on, and is usually restricted to, a particular problem domain. Its core feature is that it provides natural abstraction that is friendly to domain experts while maintaining strict machine processability. This feature is particularly important in industrial control scenarios. To address the problem of interface fragmentation of heterogeneous devices, such as robot controllers and PLCs, DSL

can not only encapsulate the underlying languages of different control protocols, but can also inject reasoning rules by using coordinate-system constraints and kinematics rules to build a standardized semantic model. For example, an industrial DSL can define a unified "Pick and place" skill, and its parametric interface can automatically map to the RAPID command of an ABB robot and the ST of a Siemens PLC. This semantic design paradigm causes DSL to be the preferred technology carrier for cross-controller code generation and runtime verification.

In 2015, Nordmann et al. [200] systematically sorted out the robotic DSLs and divided them into nine categories according to Part A of the Springer Handbook of Robotics [201]. However, this taxonomy primarily focused on general robotics, and it is difficult to adapt it to the special requirements of heterogeneous equipment and executability in industrial control scenarios. During the current study, DSL literature from the industrial robotics field was retrieved for the years 2016–2025. The engineering value of the DSLs was evaluated using seven metrics, as shown in Table 8:

1) *Kinematics*: Kinematics are used to determine whether a DSL has the basic ability to drive robot motion. A robot API (such as MoveIt! or an ROS) can be called or joint-control instructions can be directly generated to verify the completeness of the DSL kinematic modeling.

2) *Path planning*: Path *planning* is used to evaluate the flexibility and configurability of the trajectory planning. The minimum standard is the support of basic navigation-path generation, while the high-order requirements include speed or acceleration curve parameterization and dynamic obstacle avoidance.

3) *Real-time*: This metric indicates whether the control instructions are online schedulable. This is different from the code-import mode that is used after offline programming because hard real-time features, such as runtime task interruption (e.g., emergency stop) and priority preemption, must be supported.

4) *Perception–Action*: This metric is used to verify the dynamic correction capability of the perception data with respect to execution logic. Typical implementations include sensor-event triggering-state migrations, such as visual positioning-error triggering relocation. Conditional branching and asynchronous event-processing mechanisms must be provided at the DSL syntax level.

5) *PLC*: PLC is used to determine whether a DSL is interoperable with industrial controllers. The DSL must support the generation of IEC 61131-3 code (such as structured text), or data exchange with PLC through the OPC UA protocol.

6) *Tool chain*: This metric primarily focuses on the graphical user interface (GUI) development environment and the simulation verification capability. The former requires integrated graphical interfaces (such as debugging tools), while the latter requires seamless docking with the simulation platform to achieve control logic verification.

7) *Industrial application*: Although this is not a necessary technical indicator, an actual scenario verification can aid in the optimization of the DSL robustness during the design process. In particular, it can provide empirical feedback regarding exception handling and long-term operation stability.

Table 8 Overview and evaluation of the 20 surveyed DSLs obtained for the years 2016–2025. The search strategy employed the Boolean query: ‘(domain specific language OR domain specific modeling language OR dsl) AND (robot OR robotic) AND (industry OR manufacturing)’. In the table, ✓

indicates that the DSL meets the standard, while ○ indicates that it partially satisfies the standard.

DSL	Kinem atics	Path planning	Real- time	Perception –Action	PLC	Tool chain	Industrial application
Reversible Execution [202]				√			Product assembly
Web-Application [203]					√	○	Modular production plants
Block-based language [204]					√	○	Automotive manufacturing
RoboticSpec [205]	√		√				Failure detection
BDD [206]	√			√			-
DSL in wood [207]	√			√			Wood manufacturing
GeometrySL [208]	√					√	Medical robot
LoTLan [209]		√	√	√			Warehouse logistics
RoboLang [210]		√		√		○	Healthcare robot
Salty [211]		√		√		○	UAV
PyDSLRep[212]		√		√		√	Mobile robot
CAPIRCI [213]	√			√		○	Collaborative robots
EzSkiROS [214]	√	√		√			-
SMACHA [215]	√		√			√	-
Assembly [216]	√		√			√	Product assembly
RoboSC [217]		√	√	√		○	ROS supervisor
PDDL [165, 218]	√	√		√		○	Kitting
RoboArch [219]	√	√	√	√		√	Nuclear robotic systems

UMRF [220]	✓	✓	✓	✓	○	Remote inspection	
A-code [221, 222]	✓		✓	✓	✓	○	Product assembly

In an LLM-driven skill library, the DSL achieves direct mapping from natural language to physical execution by binding structured skills. Various DSLs place different emphases on PLCs, navigation path planning, and robot motion, among other metrics. For example, block-based language [204] deeply integrates blocky programming with industrial automation. It achieves seamless connections between graphical modules and Rockwell or Siemens hardware, and it can be used to construct a semantic mapping-based PLC verification system. The Lotlan approach [209], which is based on natural language processing and DSL, can achieve cooperation frameworks between humans and mobile robots. Its core innovations are the transformation of voice inputs into standardized task descriptions (subject-verb-object structure) and support of the automated guided vehicle (AGV) dynamic task scheduling through a lightweight syntax that separates logic and control. SMACHA [215] is a meta script-based DSL that is used for templating and code generation. It simplifies robot-skill arrangement through declarative YAML script, supports modular skill encapsulation (such as grabbing or placing), and achieves efficient skill combination and reuse during complex tasks. Heuss et al. [165] proposed a PDDL-based automatic planning domain adaptation method. By dynamically associating an abstract planning model with parameterized robot skills, a planning domain description that is oriented to specific assembly scenes can be automatically generated. Thus, non-professional users can achieve industrial-robot autonomous task planning by merely configuring skill parameters. Wanna et al. [220] proposed the unified meaning representation format (UMRF) and a task-planning framework for industrial scenarios. In this method, an LLM converts natural language into UMRF graphs in the JSON format. Each node corresponds to executable robot skills (such as navigation, grabbing, and scanning), and it supports sequential, concurrent, and circular structures. A-code [221, 222] was the only DSL-supporting cooperative robot-PLC control that was found during the survey. Its syntax and four-level architecture enable modular assembly programming. An GUI and cross-device synchronization cause it to be operable on reconfigurable flexible assembly lines [223, 224]. In general, these DSLs provide a flexible and scalable technical basis for industrial automation and robot control systems, and they serve as an intermediate entities that help agents to seamlessly connect with hardware. To date, the agents have transformed the natural language into executable programs for devices.

6 EIIR simulators

EIIR simulators are high-fidelity virtual platforms that are based on digital technology. They simulate the motion and manipulation process of robots in real industrial environments by accurately modeling the hardware, dynamics, sensors, and control logic of the robots. They can both reproduce the physical behavior of the robots and simulate the environmental interference and action feedback; thus, they can provide data for algorithm development. With the help of a simulator, a large amount of training data can be generated in the virtual space, accelerating the iteration of the high-level planning algorithms that were discussed in Section

4. The programs generated by the low-level controllers, which were discussed in Section 5, are tested and optimized during the off-line debugging stage; this process significantly reduces the real debugging costs and security risks. In addition, through the construction of digital twins, real-time monitoring, system optimization, and predictive maintenance of the running states of the robots and the entire production line can be achieved.

This section divides the commonly used EIIR simulators into two categories: robot simulators and production-line simulators.

6.1 Robot simulators

Robot simulators focus on simulating the motion, control, and perceptions of robots. The core function of a robot simulator is to finely model the internal motion mechanism and sensor feedback of a robot. It is based on the integration of a high-fidelity physical engine and robot middleware, such as ROS. It integrates a variety of sensor models and provides high-quality training data for deep learning and reinforcement learning, as well as for other algorithms. Some reviews [1, 2] have discussed robot simulators in relation to the EI field, however, these works primarily focused on service scenarios (such as living room, kitchen, and restaurant scenarios), and the evaluation criteria are uneven, while the industrial field has different requirements. Therefore, this article proposes five primary EIIR-simulator evaluation criteria for industrial scenarios:

1) *High-Fidelity Motion Simulation (HFMS)*: This indicator is used to evaluate whether the simulator can obtain a simulation effect that is highly consistent with the motion of a real robot. Specifically, it examines whether the simulator is integrated with ROS, which allows the simulator to use control algorithms and motion-planning tools that have been tested by industrial practice in the ROS framework. The use of such tools supports fine and accurate motion simulations of robots of different brands. For software without an official direct ROS interface, this indicator also recognizes that communication between the ROS and the simulator can be achieved through a custom python interface, which compensates for the lack of native support. HFMS not only includes the restoration of the static orientation but also indicates whether the motion responses and mechanical properties that occur under dynamic motion and load changes are consistent with actual robot behavior.

2) *Rich Robot Library (RRL)*: This indicator primarily focuses on whether the simulator includes many preset robot models. An RRL allows users to directly use preset models for simulation; thus, they do not need to create new robot models or define complex kinematic and dynamic parameters. Industrial applications involve many brands and models of robots. A preset model library can significantly reduce the workload associated with model construction, ensure that many kinds of robots can be quickly verified and used in the simulation platform, improve development efficiency, and ensure the credibility of the simulation results.

3) *Python API*: This indicator is used to determine whether the simulator provides a seamless interface with Python. This is important because Python is widely used for deep learning, reinforcement learning, and data processing. A good Python API allows developers to easily call the simulator functions and to seamlessly integrate the simulation environment with the deep learning training and algorithm-debugging processes.

4) *Multiple Sensor Simulation (MSS)*: This indicator is used to evaluate whether the simulator is able to incorporate feedback from a variety of simulated sensors that are common in industrial scenarios. Industrial robots often rely upon sensors, such as in-place feedback

sensors, proximity sensors, photoelectric sensors, and force sensors, to obtain environmental and state information. High-level MSS not only requires sensors to have sufficient accuracies, but also requires simulations of the response delays, noise characteristics, and interference effects of the sensors. Only in this way can it be ensured that the sensor data in the simulation environment are consistent with the actual application data, which in turn ensures that a real and reliable basis for robot decision-making and action control is provided.

5) **RGB-D**: This indicator determines whether the simulator has a built-in RGB-D camera simulation function. RGB-D sensors can simultaneously collect color images and depth information, thereby providing rich perceptual data for robot vision. Vision systems are important to robot perception, navigation, and manipulation. RGB-D data can be used for object recognition, 3D reconstruction, path planning and environment modeling.

These indicators were used to comprehensively evaluate the performance of robot simulators in industrial applications, as shown in Table 9. This evaluation was performed so that the most suitable simulation platforms can be selected for specific industrial scenarios.

Table 9 Robot Simulator evaluation. In the table, \checkmark indicates that the simulator meets this standard, while \bigcirc indicates that it can be implemented through custom interfaces.

Environment	Simulator	Year	HFMS	RRL	Python API	MSS	RGB-D	Industrial applications
Game-based	Gazebo [225]	2004	\checkmark	\checkmark	\checkmark	\checkmark	\checkmark	[226-229]
	MuJoCo [230]	2012	\checkmark		\checkmark	\checkmark	\checkmark	[231, 232]
	CoppeliaSim [233]	2013	\bigcirc	\checkmark	\checkmark	\checkmark	\checkmark	[234-236]
	PyBullet [237]	2017	\bigcirc		\checkmark	\checkmark	\checkmark	[105, 238-240]
	Isaac Gym [241]	2019	\bigcirc		\checkmark	\checkmark	\checkmark	-
	Isaac Sim [242]	2023	\checkmark	\checkmark	\checkmark	\checkmark	\checkmark	[243]
Real-world-based	AI2-THOR [244]	2017	\bigcirc		\checkmark		\checkmark	-
	VirtualHome [245]	2018	\checkmark		\checkmark		\checkmark	-
	VRKitchen [246]	2019			\checkmark		\checkmark	-
	Habitat [247]	2019	\bigcirc		\checkmark	\checkmark	\checkmark	[103]
	iGibson [248, 249]	2021	\bigcirc		\checkmark		\checkmark	-
	TDW [250]	2021	\bigcirc		\checkmark		\checkmark	-

Game-based simulators primarily use 3D virtual resources to build the environment, which consists of scenes and objects that are composed of 3D models created in advance. The advantages of such simulators are low resource requirements and rapid scene construction; thus, they are suitable for use in scenarios that do not require a high sense of reality.

Particularly in the manufacturing industry, 3D models of various equipment and products are generally obtained during the design stage, and these models can be directly used in the construction of the simulation environment. **Gazebo** [225] is a powerful open-source simulation platform that is closely integrated with the ROS to support high-fidelity motion simulation. It includes an official robot library and provides multi-sensor support; therefore, it is especially suitable for the simulation of multi-robot collaboration in industrial settings. The **Mujoco** [230] is famous for its high-precision physical engine, which is suitable for robot control and reinforcement learning tasks. Its accurate dynamic simulation causes it to be widely used in academia. **Pybullet** [237] is a lightweight physical engine that is suitable for rapid simulation and algorithm testing, particularly for reinforcement learning. Its simple API and Python support reduce the user threshold. The **Isaac Sim** [242] provides high-fidelity motion simulation of multi-sensor systems. It is based on the NVIDIA Omniverse platform, which provides a comprehensive performance. In general, these simulators can provide the necessary functions and support for the simulation of robot motion, perception, and task execution in industrial applications. The differences between them are primarily reflected in the HFMS and RRL indicators. If the application scenario focuses on close integration with the ROS and includes multi-robot collaboration tasks, Gazebo is an ideal choice. However, Isaac Sim has stronger physical-simulation and complex-environment modeling capabilities. Table 9 presents the primary functions of six game-based simulators. Fig. 10 depicts some industrial application cases for these game-based simulators.




Fig. 10. Industrial examples of robot simulators. The figures were obtained from the literature or case studies in Table 9.

Real-world-based simulators usually build simulation environments from real-world scanning data. Unlike game-based simulators, they rely on 3D-scanning techniques to transform real-world environments into digital models; thus, they provide a higher sense of reality and greater object detail. Due to their high fidelity, real-world-based simulators are often used in application scenarios that require higher simulation accuracies and Sim2real migration; such applications could include navigation and interaction in indoor environments. Table 9 presents six real-world-based simulators. The evaluation results show that these kinds of simulators generally use humans as agents during operation, and they do not contain robot libraries. However, they possess many real-world 3D resources, such as furniture, home appliances, and indoor layouts; therefore, they support multi-agent simulation interactions. In

addition, real-world-based simulators generally lack the support of sensors that are commonly used in industrial manufacturing scenarios. This lack makes it difficult for these simulators to meet industrial-automation requirements. Of these simulators, only **Habitat** [247] provides a certain degree of EIR simulation capability; thus, it is the choice with the greatest potential for industrial-robot applications in real-world-based simulators.

In real industrial applications, the simulators described above have been widely used for various types of robot-task simulations, particularly for those associated with automated production environment. For example, **Gazebo** has been used to simulate robot grasping and classification tasks on a conveyor belt. These operations included RGB-D camera-based object recognition and processing. These simulations were performed to verify the performance and task execution efficiency of the robot in a dynamic environment [226, 229]. **Isaac Sim** has been used as the basis of a generative simulation system to provide core support for large-scale manufacturing robot training data [243]. With its powerful physical-simulation capability, this system can simulate various types of robots, manipulation tasks, and manufacturing environments. It can also simulate abnormal robot behavior and abnormal conditions that may occur during manufacturing processes. **Habitat** uses 3D point clouds to reconstruct and annotate human-machine collaborative manufacturing scenarios. It also supports path planning and navigation tasks [103]. Specifically, as an AI simulation environment, Habitat supports the integration of LLMs for the understanding of natural language and the generation of robot actions. The Pathfinder module is also stored in Habitat; this module help AGV to achieve path planning from the current position to the target position.

Although the simulators described above fulfill important functions during industrial-robot task simulation, they still encounter significant challenges when used for production-line tasks. Robot simulators are primarily concerned with simulating the behavior of the robots themselves. However, industrial production-line scenarios involve more than the motion control of the robots. In such scenarios, the relationships between multiple devices must also be integrated and coordinated. For example, in addition to the robot controller, industrial automation usually relies on a PLC for the management of the other equipment. Therefore, to apply EI to actual production lines, the functions of the existing simulation platforms must be further expanded and close integration with industrial automation systems must be considered.

6.2 Production-line simulators

Production-line simulators are primarily used to simulate the operation of entire production lines rather than only robots. Unlike robot simulators, production-line simulators focus on coordination between multiple devices, robots, sensors, actuators, and control systems; thus, they are more suitable for industrial scenarios than robot simulators. Their software usually integrates the controllers of various industrial equipment and robots, and they can simulate the workflows of entire production lines. These workflows include various processes, such as material handling and assembly. Since production-line simulators already have their own robot controllers and device interfaces, they do not require integration with the ROS; rather, focus on the simulation of device collaborations in industrial automation scenarios.

Because of these characteristics, the evaluation criteria for production-line simulators are

different from those for robot simulators. For example, the HFMS indicator no longer focuses on whether there is integration with the ROS; rather, it determines the number of robot controllers that are supported by the simulator so that the applicable robot-brand range can be evaluated. The RRL indicates the number of robot models that are provided in the simulator or on the official website; thus, it reflects the ability of the simulator to support various robot models. Two additional evaluation metrics, PLC and Multi-devices, are also used to evaluate production-line simulators; they are used to determine whether the simulator can effectively simulate a PLC for production-line control and model the interactions between multiple devices. Table 10 presents the evaluation results for 10 production-line simulators using the evaluation metrics that were discussed above. The relevant information was gathered from official websites, instructions, relevant research, and case blogs. The relevant values and standards may change due to iterative software version updates, however.

Table 10 Production-line simulator evaluation. In the table, ✓ indicates that the simulator meets this standard. For Python API, ○ indicates that the simulator can be implemented through custom interfaces. For RGB-D, ○ indicates that the simulator only supports RGB image acquisition.

Simulator	HFMS	RRL	Python API	MSS	RGB-D	PLC	Multi-devices
KUKA.Sim [251]	for KUKA robots		✓	✓	○	✓	✓
RobotStudio [252]	for ABB robots		✓	✓	✓	✓	✓
ROBOGUIDE [253]	for FANUC robots		○	✓	✓	✓	✓
MotoSim [254]	for Yaskawa robots		✓	✓			✓
Robotmaster [255]	22	534					✓
RoboDK [256]	40+	1295	✓		○	✓	✓
ArtiMinds RPS [257]	6	50+		✓	✓	✓	✓
DELMIA [258]	20	2000+	○	✓	○	✓	✓
Visual Components [259]	17	1900+	✓	✓	○	✓	✓
Tecnomatix [260]	18+	940	○	✓	✓	✓	✓

Most of the major industrial robot manufacturers have developed adaptive industrial simulators for their own robot brands. For example, **KUKA.Sim** is a simulation software that is used specifically for the offline programming of KUKA robots [251]. This software can display the robot motion in virtual environments before the equipment is put into operation, which enables motion optimization from the perspective of beat time. It also ensures the feasibility of robot programs and layouts through accessibility checks and collision recognition functions. In addition, because the software supports MSS, PLC, and multi-device interactions, KUKA.Sim can create digital twins; that is, scenes that are exactly like the real production lines. The virtual and real control systems use the same data for their operation. Therefore, it is able to test and optimize new production lines within virtual environments, KUKA.Sim has become the basis of virtual commissioning. The **RobotStudio** software [252],

which was developed for ABB robots, and the **ROBOGUIDE** software [253], which was developed for FANUC robots, can accomplish similar functions. However, the **MotoSim** software [254] does not support connections with external PLCs and cannot completely simulate the operation of an entire production line. In addition, EIIR requires a simulator to support robot deep learning. The four software packages described above can directly or indirectly support Python API, which is convenient for integration with external systems or deep learning modules. However, KUKA.Sim and MotoSim do not support RGB-D cameras in the simulation environment; thus, the robots are not able to visually perceive their environment. With respect to production-line simulation and deep-learning support, RobotStudio has the best comprehensive performance.

In addition to the simulators discussed above, each of which is dedicated to a single robot brand, there are a series of production-line simulators that can integrate many robot controllers and post-processors after receiving authorization from various robot manufacturers so that offline programming can be performed. For example, the **Visual Components** simulator integrates 17 post-processors and more than 40 robot controllers, which can be used to control ABB, KUKA, FANUC, and UR robots, among others. Thus, there is no need to use multiple software types or to understand multiple robot programming languages [259]. In addition, the online model library, eCatalog, of Visual Components contains more than 1,900 robots that can be used in the simulation. Visual Components also supports the integration of sensors and PLC, and it can accurately reflect the real control system used by the physical machine in the model, thereby achieving virtual commissioning of the production line. Visual Components and Python are also closely integrated. The Python script editor can be directly called in the software, and robot control, trigger setting, and signal events can be performed in combination with API. **Tecnomatix** is a similar integrated simulator that serves as the core industrial software of the Siemens Xcelerator digital ecosystem. It is highly compatible with the Siemens PLC, the SCADA system, and the MES/MOM platform [260]. It can accurately analyze robot motion trajectories, beat time, and production-line obstructions, and it is particularly capable of managing complex process workflows, such as multi-robot collaborative welding and flexible-body assembly. In addition to its production-line simulation capability, Tecnomatix also supports RGB-D cameras in its simulation environment. Thus, it can simulate the imaging characteristics of real industrial vision systems by means of a ray-tracing algorithm, and it supports the training and verification of defect-detection algorithms. The virtual reality (VR) system inside the software not only provides an immersive factory-roaming experience but also integrates motion-capture and ergonomic-analysis tools. A series of innovative functions in Tecnomatix are suitable for use by researchers in the further exploration and application of EIIR in industrial settings. Fig. 11 depicts some industrial application cases of these production-line simulators.




Fig. 11. Industrial examples of production line simulator. The figures were obtained from the literature or case studies.

In conclusion, although the existing mainstream production-line simulators tend to be mature with respect to industrial-equipment integration and production-line virtual commissioning, there is still a significant gap between their current states and EI integration. On the one hand, such platforms generally lack open Python API and extensible deep-learning frameworks; thus, it is difficult for them to support the training and testing of decision algorithms. On the other hand, their key modules for real physical interactions, such as deep camera simulation and tactile feedback simulation modules, are not yet perfect; therefore, it is difficult for agents to obtain nearly real sensor input in the virtual environment. Although the robot simulators described in Section 5.1 perform well during single-robot deep-learning training and high-fidelity data acquisition, they are limited by multiple problems, such as their lack of compatibility with PLC communication protocols and the weak linkage capability of the MES. Therefore, they cannot build complete industrial scenarios that include transmission lines, sensor networks, and other elements. For these reasons, when building an EIIR simulator, developers must fully evaluate the differences between the two types of simulators. Production-line simulators can be used to first build a production-line digital twin base with accurate equipment models, then to access the special robot simulation node that supports deep learning through ROS or OPC UA middleware, and finally to form a composite simulation architecture that accounts for the fidelity of the industrial equipment and the flexibility of the agent training.

7 Challenges and future work

According to the development status and trends of the methodologies related to the four modules of the EIIR framework, which were summarized in Sections 3–6 of this paper, the possible challenges and potential directions of future research regarding the application of EIIR techniques to industrial scenarios or systems were summarized. These summaries are presented in the following sub-sections.

7.1 Industrial world model

The authors of this paper believe that, if EIIR is to be successfully deployed in real industrial scenarios, it should possess the three most basic kinds of knowledge: general

knowledge, working-environment knowledge, and operating-object knowledge. The existing LLMs are prone to "industrial illusion" when they are used for industrial tasks; that is, the results appear to be semantically correct, but they cannot be used in industrial scenarios. Therefore, the development of an industrial foundation model that can quickly and accurately manage the tasks that are related to the entire life cycle of an industrial scene [268] (which includes product design, manufacturing, testing, and maintenance) is urgent.

With respect to potential solutions, due to the complexity of industrial scenarios and processes, the authors believe that the industrial foundation model should first be decomposed into a series of domain foundation models, such as foundation models for assembly, processing, and product design. Then, a mechanism, such as a mixture of experts (MOE), must be designed to integrate various domain foundation models and thereby form the final output. It is expected that, with the development of an industrial foundation model, the capabilities of LLMs to complete various tasks should reach or even exceed those of experts in various industrial fields. During the training process, the industrial foundation model will also have a large amount of working-environment knowledge and operating-object knowledge from the industrial scene, and this knowledge can also be used to enable the construction of semantic maps and knowledge graphs.

7.2 Industrial high-level task planner

In industrial scenarios, the lack of working-environment knowledge and operating-object knowledge has become the core obstruction that restricts EI task planning. The traditional framework relies upon the general knowledge of a large model (an LLM or a VLA model), which can interpret natural language tasks and perceive the positions of objects. However, due to the lack of in-depth industrial knowledge (such as ISO standards and process manuals), the task-decomposition results deviate from engineering constraints (the sequencing of assembly steps may be incorrect or the process requirements may be ignored). The rule-based systems of existing industrial methods are limited because the rigid logic must be defined manually; thus, adaptation to the requirements of flexible manufacturing is difficult. Learning-based methods rely on massive amounts of annotation data, so they cannot be quickly migrated to new production lines.

Therefore, studying RAG-like high-level task-planning techniques that are based on semantic maps and domain knowledge graphs is urgent. Semantic maps and knowledge graphs can structurally store various types of knowledge, such as environmental information, part parameters, and assembly processes, and they can constrain the reasoning paths of the large models. RAG dynamically enhances the domain cognition of the large models through real-time retrieval of external knowledge bases, such as process documents and quality inspection standards. This integration path is expected to overcome the "knowledge blind spot" of existing frameworks and achieve a transformation from general semantic understanding to industrial deterministic planning.

7.3 Industrial low-level skill controller

First, the EIIR skills that are capable of generalizing industrial data, such as industrial object detection for open vocabulary, must be studied. To reduce the threshold for industrial customers to use EIIR techniques, industrial data-sensing techniques with stronger generalization capabilities are urgently needed. Taking "6D pose estimation" (which is a

“Measure” skill) as an example, most industrial parts consist of a series of parametric parts; that is, these parts are essentially instantiated from a parametric template by using various parameter values, while the primitives of the parametric template and the constraint relationships between the primitives remain constant. However, the existing point-cloud deep-learning methods have not found this data feature. If this method is directly applied to industrial data, its performance declines significantly. Therefore, it is very necessary to thoroughly study perception techniques for 2D [269] and 3D industrial data [270, 271]. Similar requirements for industrial scenarios also exist for other skills, such as the “Pick and place” and “Transport” skills.

Second, it is also necessary to study the general low-level control language for industrial heterogeneous devices. In industrial settings, the EI "body" not only possesses single robots, but it must also cooperate with other devices that are driven by the PLC. However, the existing low-level controller in the EIR framework is limited to the ROS, and the generated standardized action instructions cannot be directly adapted to an industrial controller; therefore, a "protocol wall" is generated for multi-device cooperation. For example, a “grasp” command to a robot must trigger a cylinder clamping action, which is synchronously controlled by the PLC; however, a timing discrepancy between the ROS and the industrial fieldbus can easily cause misaligned actions or safety risks. To eliminate this discrepancy, it is necessary to build an industrial DSL that can serve as an intermediate link between the agents and the physical devices. The primary design objectives of DSL include: Protocol independence, dynamic compilation of the instructions into the native control language of the target device (such as URScript for the robot and ST for the PLC), which enables the seamless connection of cross- brand and cross-type devices; Scalability, support protocol plug-ins that are based on modular architecture, adaptability to the rapid reconfiguration requirements of flexible production lines.

7.4 Industrial production-line simulator

The existing robot simulators (such as Gazebo and Isaac Sim) focus on dynamic modeling and motion simulation for a single robot, while system-level simulation that involves mechanical, electrical, hydraulic, and control multi-domain coupling must be achieved for industrial production lines. It is difficult for the exiting simulators to model such cross-domain interaction processes, and this difficulty results in significant deviations between the virtual commissioning results and actual production-line conditions. In addition, although traditional industrial production-line simulators (such as Tecnomatix and DELMIA) can build high-fidelity production-line digital twins, they cannot support the online training and strategy optimization of embodied agents due to the lack of open deep-learning interfaces.

To meet the dual needs of multi-domain coupling and agent training data, it is necessary to build an EIIR simulator that fuses the virtual and real domains. This process includes two primary directions. First, an open-source simulator should be proposed to support the operation of virtual industrial agents. This next-generation simulator must overcome the limitations of single-robot modeling, build an open platform to support single-robot and production-line agents in industrial scenarios, and support rapid agent deployment. Through open-source community collaboration, the simulator will be able to integrate a variety of industrial control protocols, and it will be compatible with the ROS and deep-learning

frameworks, thereby providing a plug-and-play training environment for industrial agents. Second, a simulation data engine for industrial foundation-model adaptation must be established. According to the training requirements of large models, the simulator must strengthen the data-generation capability and generate millions of diversified working-condition data in batches through parametric scene configuration. For example, it must generate robot-trajectory, visual, tactile, and force-sensing data. According to the high-fidelity multi-modal training data discussed above, a closed-loop path, "Equipment-level physical fidelity → Production line-level logic verification → Agent strategy optimization", can be formed.

8 Conclusions

By the integration of multi-modal perception, autonomous decision-making, and physical interaction capabilities, embodied intelligent industrial robotics is reshaping the technical paradigm of traditional industrial automation. Rather than relying on rigid manual teaching controls and predefined programs, it now enables flexible, autonomous production. This paper systematically proposes and analyzes the knowledge-driven EIIR framework and summarizes its four modules: a world model, a high-level task planner, a low-level skill controller, and a simulator. Comparisons and summaries are provided for the existing semantic map and knowledge graph construction methods, the general task-planning and industrial task-planning methods, the skills, the control languages, and the simulators. They provide clear illustrations of the latest EIIR developments. The ultimate goal of industrial embodied intelligence is to become the "cognitive center" of intelligent factories. It will use natural language as its interactive entry, a world model as its decision-making core, and virtual–real interactions as its verification basis, thereby promoting the transition of the manufacturing industry from "program solidification" to "independent evolution." This process requires not only collaborative algorithm and hardware innovations, but also a reconstruction of the industrial software ecology and ultimately the creation of a new industrial paradigm that utilizes embodied intelligence.

Acknowledgement

This work was supported by National Natural Science Foundation of China (92467204, 61972220), Natural Science Foundation of Guangdong (2022A1515011234), and Shenzhen Major Undertaking Plan (CJGJZD20240729141702003).

Declaration of competing interest

The authors declare that they have no known competing financial interests or personal relationships that could have appeared to influence the work reported in this paper.

CRedit authorship contribution statement

Conceptualization and framework, Chaoran Zhang and Long Zeng; investigation, Chaoran Zhang, Chenhao Zhang, Zhaobo Xu, Qinghongbing Xie; writing-original draft, Chaoran Zhang, Chenhao Zhang; writing-review & editing Zhaobo Xu, Long Zeng; project administration, Pingfa Feng. All authors have read and agreed to the published version of the

References

- [1] Y. Liu, W. Chen, Y. Bai, J.-H. Luo, X. Song, K. Jiang, Z. Li, G. Zhao, J. Lin, G. Li, W. Gao, L. Lin, Aligning Cyber Space with Physical World: A Comprehensive Survey on Embodied AI, ArXiv, abs/2407.06886 (2024).
- [2] J. Duan, S. Yu, H.L. Tan, H. Zhu, C. Tan, A Survey of Embodied AI: From Simulators to Research Tasks, *Ieee Transactions on Emerging Topics in Computational Intelligence*, 6 (2022) 230-244.
- [3] Z. Li, S. Li, X. Luo, An overview of calibration technology of industrial robots, *IEEE/CAA Journal of Automatica Sinica*, 8 (2021) 23-36.
- [4] H. Liu, D. Guo, A. Cangelosi, Embodied Intelligence: A Synergy of Morphology, Action, Perception and Learning, *ACM Comput. Surv.*, 57 (2025) Article 186.
- [5] J. Wang, E. Shi, H. Hu, C. Ma, Y. Liu, X. Wang, Y. Yao, X. Liu, B. Ge, S. Zhang, Large language models for robotics: Opportunities, challenges, and perspectives, *Journal of Automation and Intelligence*, (2025).
- [6] H. Jeong, H. Lee, C. Kim, S. Shin, A Survey of Robot Intelligence with Large Language Models, *Applied Sciences (Switzerland)*, 14 (2024).
- [7] Y. Kim, D. Kim, J. Choi, J. Park, N. Oh, D. Park, A survey on integration of large language models with intelligent robots, *Intelligent Service Robotics*, 17 (2024) 1091-1107.
- [8] W. Ji, L. Wang, Industrial robotic machining: a review, *The International Journal of Advanced Manufacturing Technology*, 103 (2019) 1239-1255.
- [9] S. Robla-Gómez, V.M. Becerra, J.R. Llata, E. González-Sarabia, C. Torre-Ferrero, J. Pérez-Oria, Working Together: A Review on Safe Human-Robot Collaboration in Industrial Environments, *Ieee Access*, 5 (2017) 26754-26773.
- [10] Q. Meng, Y. Qi, S. Zhang, C. Du, B. Yin, Y. Gao, Intelligent Robots and Development, *Journal of Ocean University of China*, 34 (2004) 831-838.
- [11] L. Ren, J. Dong, S. Liu, L. Zhang, L. Wang, Embodied Intelligence Toward Future Smart Manufacturing in the Era of AI Foundation Model, *Ieee-Asme Transactions on Mechatronics*, (2024).
- [12] C. Machinery, Computing machinery and intelligence-AM Turing, *Mind*, 59 (1950) 433.
- [13] Figure, Figure is the first-of-its-kind AI robotics company bringing a general purpose humanoid to life., in, <https://www.figure.ai>.
- [14] A. Brohan, N. Brown, J. Carbajal, Y. Chebotar, J. Dabis, C. Finn, K. Gopalakrishnan, K. Hausman, A. Herzog, J. Hsu, J. Ibarz, B. Ichter, A. Irpan, T. Jackson, S. Jesmonth, N.J. Joshi, R. Julian, D. Kalashnikov, Y. Kuang, I. Leal, K.-H. Lee, S. Levine, Y. Lu, U. Malla, D. Manjunath, I. Mordatch, O. Nachum, C. Parada, J. Peralta, E. Perez, K. Pertsch, J. Quiambao, K. Rao, M. Ryoo, G. Salazar, P. Sanketi, K. Sayed, J. Singh, S. Sontakke, A. Stone, C. Tan, H. Tran, V. Vanhoucke, S. Vega, Q. Vuong, F. Xia, T. Xiao, P. Xu, S. Xu, T. Yu, B. Zitkovich, RT-1: Robotics Transformer for Real-World Control at Scale, in, 2022, pp. arXiv:2212.06817.
- [15] A. Brohan, N. Brown, J. Carbajal, Y. Chebotar, X. Chen, K. Choromanski, T. Ding, D. Driess, A. Dubey, C. Finn, P. Florence, C. Fu, M. Gonzalez Arenas, K. Gopalakrishnan, K. Han, K. Hausman, A. Herzog, J. Hsu, B. Ichter, A. Irpan, N. Joshi, R. Julian, D. Kalashnikov, Y. Kuang, I. Leal, L. Lee, T.-W.E. Lee, S. Levine, Y. Lu, H. Michalewski, I. Mordatch, K. Pertsch, K. Rao, K. Reymann, M. Ryoo, G. Salazar, P. Sanketi, P. Sermanet, J. Singh, A. Singh, R. Soricut, H. Tran, V. Vanhoucke, Q. Vuong, A. Wahid, S. Welker, P. Wohlhart, J. Wu, F. Xia, T. Xiao, P. Xu, S. Xu, T. Yu, B. Zitkovich, RT-2:

Vision-Language-Action Models Transfer Web Knowledge to Robotic Control, in, 2023, pp. arXiv:2307.15818.

[16] M.J. Kim, K. Pertsch, S. Karamcheti, T. Xiao, A. Balakrishna, S. Nair, R. Rafailov, E. Foster, G. Lam, P. Sanketi, Q. Vuong, T. Kollar, B. Burchfiel, R. Tedrake, D. Sadigh, S. Levine, P. Liang, C. Finn, OpenVLA: An Open-Source Vision-Language-Action Model, in, 2024, pp. arXiv:2406.09246.

[17] A. Nüchter, J. Hertzberg, Towards semantic maps for mobile robots, *Robotics and Autonomous Systems*, 56 (2008) 915-926.

[18] X. Li, Y. Ding, J. Guo, X. Lai, S. Ren, W. Feng, L. Zeng, Edge-aware Neural Implicit Surface Reconstruction, in: 2023 IEEE International Conference on Multimedia and Expo (ICME), 2023, pp. 1643-1648.

[19] H. Xiang, X. Li, X. Lai, W. Zhang, Z. Liao, K. Cheng, X. Liu, GaussianRoom: Improving 3D Gaussian Splatting with SDF Guidance and Monocular Cues for Indoor Scene Reconstruction, *CoRR*, (2024).

[20] Y. Chen, D. Huang, Z. Liao, X. Cheng, X. Li, L. Zeng, Training-free point cloud recognition based on geometric and semantic information fusion, in: ICASSP 2025-2025 IEEE International Conference on Acoustics, Speech and Signal Processing (ICASSP), IEEE, 2025, pp. 1-5.

[21] Q. Xie, Z. Liang, L. Zeng, DSM: Building A Diverse Semantic Map for 3D Visual Grounding, arXiv preprint arXiv:2504.08307, (2025).

[22] J. Wald, H. Dhamo, N. Navab, F. Tombari, Learning 3d semantic scene graphs from 3d indoor reconstructions, in: Proceedings of the IEEE/CVF Conference on Computer Vision and Pattern Recognition, 2020, pp. 3961-3970.

[23] S.-C. Wu, J. Wald, K. Tateno, N. Navab, F. Tombari, Scenegrappfusion: Incremental 3d scene graph prediction from rgb-d sequences, in: Proceedings of the IEEE/CVF Conference on Computer Vision and Pattern Recognition, 2021, pp. 7515-7525.

[24] S.-C. Wu, K. Tateno, N. Navab, F. Tombari, Incremental 3d semantic scene graph prediction from rgb sequences, in: Proceedings of the IEEE/CVF conference on computer vision and pattern recognition, 2023, pp. 5064-5074.

[25] A. Rosinol, A. Gupta, M. Abate, J. Shi, L. Carlone, 3D dynamic scene graphs: Actionable spatial perception with places, objects, and humans, arXiv preprint arXiv:2002.06289, (2020).

[26] N. Hughes, Y. Chang, L. Carlone, Hydra: A real-time spatial perception system for 3D scene graph construction and optimization, arXiv preprint arXiv:2201.13360, (2022).

[27] H. Chang, K. Boyalakuntla, S. Lu, S. Cai, E.P. Jing, S. Keskar, S. Geng, A. Abbas, L. Zhou, K. Bekris, Context-Aware Entity Grounding with Open-Vocabulary 3D Scene Graphs, in: Conference on Robot Learning, PMLR, 2023, pp. 1950-1974.

[28] K.M. Jatavallabhula, A. Kuwajerwala, Q. Gu, M. Omama, T. Chen, A. Maalouf, S. Li, G.S. Iyer, S. Saryazdi, N.V. Keetha, ConceptFusion: Open-set Multimodal 3D Mapping, in: ICRA2023 Workshop on Pretraining for Robotics (PT4R), 2023.

[29] Q. Gu, A. Kuwajerwala, S. Morin, K.M. Jatavallabhula, B. Sen, A. Agarwal, C. Rivera, W. Paul, K. Ellis, R. Chellappa, Conceptgraphs: Open-vocabulary 3d scene graphs for perception and planning, in: 2024 IEEE International Conference on Robotics and Automation (ICRA), IEEE, 2024, pp. 5021-5028.

[30] A. Werby, C. Huang, M. Büchner, A. Valada, W. Burgard, Hierarchical open-vocabulary 3d scene graphs for language-grounded robot navigation, in: First Workshop on Vision-Language Models for Navigation and Manipulation at ICRA 2024, 2024.

- [31] J. Strader, N. Hughes, W. Chen, A. Speranzon, L. Carlone, Indoor and outdoor 3d scene graph generation via language-enabled spatial ontologies, *IEEE Robotics and Automation Letters*, (2024).
- [32] X. Chen, S. Jia, Y. Xiang, A review: Knowledge reasoning over knowledge graph, *Expert Syst. Appl.*, 141 (2020) 112948.
- [33] H.K. Rampersad, Integrated and assembly oriented product design, *Integrated Manufacturing Systems*, 7 (1996) 5-15.
- [34] A.G. Bharadwaj, B. Starly, Knowledge graph construction for product designs from large CAD model repositories, *Adv. Eng. Inf.*, 53 (2022) 101680.
- [35] Z. Chen, J. Bao, X. Zheng, T. Liu, Assembly Information Model Based on Knowledge Graph, *J. Shanghai Jiaotong Univ., Sci. (Germany)*, 25 (2020) 578-588.
- [36] X. Shi, X. Tian, J. Gu, F. Yang, L. Ma, Y. Chen, T. Su, Knowledge Graph-Based Assembly Resource Knowledge Reuse towards Complex Product Assembly Process, in: *Sustainability*, MDPI AG, 2022, pp. 15541.
- [37] X. Shi, X. Tian, L. Ma, X. Wu, J. Gu, A knowledge graph-based structured representation of assembly process planning combined with deep learning, *The International Journal of Advanced Manufacturing Technology*, 133 (2024) 1807-1821.
- [38] J. Jia, Y. Zhang, M. Saad, An approach to capturing and reusing tacit design knowledge using relational learning for knowledge graphs, *Adv. Eng. Inf.*, 51 (2022) 101505.
- [39] M. Liu, B. Zhou, J. Li, X. Li, J. Bao, A Knowledge Graph-Based Approach for Assembly Sequence Recommendations for Wind Turbines, *Machines*, 11 (2023).
- [40] Z. Hu, X. Li, X. Pan, S. Wen, J. Bao, A question answering system for assembly process of wind turbines based on multi-modal knowledge graph and large language model, *J. Eng. Des.*, 1-25.
- [41] B. Zhou, J. Bao, Z. Chen, Y. Liu, KGAssembly: Knowledge graph-driven assembly process generation and evaluation for complex components, *Int. J. Computer Integr. Manuf.*, 35 (2022) 1151-1171.
- [42] Y. Xiao, S. Zheng, J. Leng, R. Gao, Z. Fu, J. Hong, An assembly process planning pipeline for industrial electronic equipment based on knowledge graph with bidirectional extracted knowledge from historical process documents, *Journal of Intelligent Manufacturing*, (2024).
- [43] E. Järvenpää, N. Siltala, O. Hylli, M. Lanz, The development of an ontology for describing the capabilities of manufacturing resources, *Journal of Intelligent Manufacturing*, 30 (2019) 959-978.
- [44] E. Järvenpää, N. Siltala, O. Hylli, M. Lanz, Implementation of capability matchmaking software facilitating faster production system design and reconfiguration planning, *J. Manuf. Syst.*, 53 (2019) 261-270.
- [45] F. Mo, J.C. Chaplin, D. Sanderson, G. Martinez-Arellano, S. Ratchev, Semantic models and knowledge graphs as manufacturing system reconfiguration enablers, *Rob. Comput. Integr. Manuf.*, 86 (2024).
- [46] F. Mo, H.U. Rehman, F.M. Monetti, J.C. Chaplin, D. Sanderson, A. Popov, A. Maffei, S. Ratchev, A framework for manufacturing system reconfiguration and optimisation utilising digital twins and modular artificial intelligence, *Rob. Comput. Integr. Manuf.*, 82 (2023).
- [47] D. Zhong, S. Miao, R. Miao, F. Sun, Z. Wen, H. Huang, N. Wang, Skill Manipulation Method of Industrial Robot Based on Knowledge Graph for Assembly Scene, in: F. Sun, J. Li, H. Liu, Z. Chu (Eds.) *Cognit. Comput. Syst.*, Springer Nature Singapore, Singapore, 2023, pp. 280-290.
- [48] Y. Liu, W. Chen, Y. Bai, X. Liang, G. Li, W. Gao, L. Lin, Aligning Cyber Space with Physical World: A Comprehensive Survey on Embodied AI, in, 2024, pp. arXiv:2407.06886.

- [49] I. Singh, V. Blukis, A. Mousavian, A. Goyal, D. Xu, J. Tremblay, D. Fox, J. Thomason, A. Garg, ProgPrompt: Generating Situated Robot Task Plans using Large Language Models, in, 2022, pp. arXiv:2209.11302.
- [50] Y. Ding, X. Zhang, C. Paxton, S. Zhang, Task and Motion Planning with Large Language Models for Object Rearrangement, in: 2023 IEEE/RSJ International Conference on Intelligent Robots and Systems (IROS), 2023, pp. 2086-2092.
- [51] B. Yuchen Lin, C. Huang, Q. Liu, W. Gu, S. Sommerer, X. Ren, On Grounded Planning for Embodied Tasks with Language Models, in, 2022, pp. arXiv:2209.00465.
- [52] S. Chen, A. Xiao, D. Hsu, LLM-State: Open World State Representation for Long-horizon Task Planning with Large Language Model, in, 2023, pp. arXiv:2311.17406.
- [53] Z. Ni, X. Deng, C. Tai, X. Zhu, Q. Xie, W. Huang, X. Wu, L. Zeng, GRID: Scene-Graph-based Instruction-driven Robotic Task Planning, in: 2024 IEEE/RSJ International Conference on Intelligent Robots and Systems (IROS), 2024, pp. 13765-13772.
- [54] C.H. Song, J. Wu, C. Washington, B.M. Sadler, W.-L. Chao, Y. Su, LLM-Planner: Few-Shot Grounded Planning for Embodied Agents with Large Language Models, in, 2022, pp. arXiv:2212.04088.
- [55] Z. Wu, Z. Wang, X. Xu, J. Lu, H. Yan, Embodied Task Planning with Large Language Models, in, 2023, pp. arXiv:2307.01848.
- [56] K. Shirai, C.C. Beltran-Hernandez, M. Hamaya, A. Hashimoto, S. Tanaka, K. Kawaharazuka, K. Tanaka, Y. Ushiku, S. Mori, Vision-Language Interpreter for Robot Task Planning, in, 2023, pp. arXiv:2311.00967.
- [57] H. Liu, Y. Zhu, K. Kato, A. Tsukahara, I. Kondo, T. Aoyama, Y. Hasegawa, Enhancing the LLM-Based Robot Manipulation Through Human-Robot Collaboration, IEEE Robotics and Automation Letters, 9 (2024) 6904-6911.
- [58] Z. Wang, Q. Liu, J. Qin, M. Li, Ensuring Safety in LLM-Driven Robotics: A Cross-Layer Sequence Supervision Mechanism, in: 2024 IEEE/RSJ International Conference on Intelligent Robots and Systems (IROS), 2024, pp. 9620-9627.
- [59] S. Yin, X. Pang, Y. Ding, M. Chen, Y. Bi, Y. Xiong, W. Huang, Z. Xiang, J. Shao, S. Chen, SafeAgentBench: A Benchmark for Safe Task Planning of Embodied LLM Agents, in, 2024, pp. arXiv:2412.13178.
- [60] S. Li, Z. Ma, F. Liu, J. Lu, Q. Xiao, K. Sun, L. Cui, X. Yang, P. Liu, X. Wang, Safe Planner: Empowering Safety Awareness in Large Pre-Trained Models for Robot Task Planning, in, 2024, pp. arXiv:2411.06920.
- [61] Z. Ravichandran, A. Robey, V. Kumar, G.J. Pappas, H. Hassani, Safety Guardrails for LLM-Enabled Robots, in, 2025, pp. arXiv:2503.07885.
- [62] J.P. Macdonald, R. Mallick, A.B. Wollaber, J.D. Peña, N. McNeese, H.C. Siu, Language, Camera, Autonomy! Prompt-engineered Robot Control for Rapidly Evolving Deployment, in: Companion of the 2024 ACM/IEEE International Conference on Human-Robot Interaction, Association for Computing Machinery, Boulder, CO, USA, 2024, pp. 717-721.
- [63] Z. Yang, S.S. Raman, A. Shah, S. Tellex, Plug in the Safety Chip: Enforcing Constraints for LLM-driven Robot Agents, in: 2024 IEEE International Conference on Robotics and Automation (ICRA), 2024, pp. 14435-14442.
- [64] Y. Ma, Z. Song, Y. Zhuang, J. Hao, I. King, A Survey on Vision-Language-Action Models for Embodied AI, in, 2024, pp. arXiv:2405.14093.

- [65] H. Zhen, X. Qiu, P. Chen, J. Yang, X. Yan, Y. Du, Y. Hong, C. Gan, 3D-VLA: A 3D Vision-Language-Action Generative World Model, in, 2024, pp. arXiv:2403.09631.
- [66] B. Han, J. Kim, J. Jang, A Dual Process VLA: Efficient Robotic Manipulation Leveraging VLM, in, 2024, pp. arXiv:2410.15549.
- [67] D. Qu, H. Song, Q. Chen, Y. Yao, X. Ye, Y. Ding, Z. Wang, J. Gu, B. Zhao, D. Wang, X. Li, SpatialVLA: Exploring Spatial Representations for Visual-Language-Action Model, in, 2025, pp. arXiv:2501.15830.
- [68] K. Fidèle Gbagbe, M. Altamirano Cabrera, A. Alabbas, O. Alyunes, A. Lykov, D. Tsetserukou, Bi-VLA: Vision-Language-Action Model-Based System for Bimanual Robotic Dexterous Manipulations, in, 2024, pp. arXiv:2405.06039.
- [69] S. Li, J. Wang, R. Dai, W. Ma, W.Y. Ng, Y. Hu, Z. Li, RoboNurse-VLA: Robotic Scrub Nurse System based on Vision-Language-Action Model, in, 2024, pp. arXiv:2409.19590.
- [70] S. Zhang, Z. Xu, P. Liu, X. Yu, Y. Li, Q. Gao, Z. Fei, Z. Yin, Z. Wu, Y.-G. Jiang, X. Qiu, VLABench: A Large-Scale Benchmark for Language-Conditioned Robotics Manipulation with Long-Horizon Reasoning Tasks, in, 2024, pp. arXiv:2412.18194.
- [71] A. Iqbal, N.U. Dar, N. He, M.M.I. Hammouda, L. Li, Self-developing fuzzy expert system: a novel learning approach, fitting for manufacturing domain, *Journal of Intelligent Manufacturing*, 21 (2009) 761-776.
- [72] J. Gámez García, J. Gómez Ortega, S. Satorres Martínez, A. Sánchez García, Expert system based controller for the high-accuracy automatic assembly of vehicle headlamps, *Expert Systems with Applications*, 38 (2011) 12818-12825.
- [73] A. Manoria, S.K. Mishra, S.U. Maheshwar, Expert System based on RPW Technique to Evaluating Multi Product Assembly Line Balancing Solution, *International Journal of Computer Applications*, 40 (2012) 27-32.
- [74] M. Merdan, E. List, W. Lepuschitz, Knowledge-driven industrial robotics for flexible production, in: 2017 IEEE 21st International Conference on Intelligent Engineering Systems (INES), 2017, pp. 000225-000230.
- [75] Y. Jiang, C. Chen, X. Liu, Assembly Process Knowledge Graph for Digital Twin, in: 2021 IEEE 17th International Conference on Automation Science and Engineering (CASE), 2021, pp. 758-763.
- [76] T. Hoebert, W. Lepuschitz, M. Vincze, M. Merdan, Knowledge-driven framework for industrial robotic systems, *Journal of Intelligent Manufacturing*, 34 (2021) 771-788.
- [77] B. Zhou, J. Bao, Z. Chen, Y. Liu, KGAssembly: Knowledge graph-driven assembly process generation and evaluation for complex components, *International Journal of Computer Integrated Manufacturing*, 35 (2021) 1151-1171.
- [78] Z. Qin, Y. Lu, A Knowledge Graph-based knowledge representation for adaptive manufacturing control under mass personalization, *Manufacturing Letters*, 35 (2023) 96-104.
- [79] Z. Kootbally, C. Schlenoff, C. Lawler, T. Kramer, S.K. Gupta, Towards robust assembly with knowledge representation for the planning domain definition language (PDDL), *Robotics and Computer-Integrated Manufacturing*, 33 (2015) 42-55.
- [80] M. Cashmore, M. Fox, D. Long, D. Magazzeni, B. Ridder, A. Carrera, N. Palomeras, N. Hurtós, M. Carreras, ROSPlan: Planning in the Robot Operating System, in: *International Conference on Automated Planning and Scheduling*, 2015.
- [81] F. Rovida, M. Crosby, D. Holz, A.S. Polydoros, B. Großmann, R.P.A. Petrick, V. Krüger, SkiROS—A Skill-Based Robot Control Platform on Top of ROS, in: A. Koubaa (Ed.) *Robot Operating*

System (ROS): The Complete Reference (Volume 2), Springer International Publishing, Cham, 2017, pp. 121-160.

[82] L. Heuss, C. Gonnermann, G. Reinhart, An extendable framework for intelligent and easily configurable skills-based industrial robot applications, *The International Journal of Advanced Manufacturing Technology*, 120 (2022) 6269-6285.

[83] A. Rogalla, A. Fay, O. Niggemann, Improved Domain Modeling for Realistic Automated Planning and Scheduling in Discrete Manufacturing, in: 2018 IEEE 23rd International Conference on Emerging Technologies and Factory Automation (ETFA), 2018, pp. 464-471.

[84] P. Smirnov, F. Joubin, A. Ceravola, M. Gienger, Generating consistent PDDL domains with Large Language Models, in, 2024, pp. arXiv:2404.07751.

[85] C. Li, P. Zheng, Y. Yin, B. Wang, L. Wang, Deep reinforcement learning in smart manufacturing: A review and prospects, *CIRP Journal of Manufacturing Science and Technology*, 40 (2023) 75-101.

[86] Z. Liu, Q. Liu, W. Xu, L. Wang, Z. Zhou, Robot learning towards smart robotic manufacturing: A review, *Robotics and Computer-Integrated Manufacturing*, 77 (2022).

[87] H. Zhang, L.Z. Liu, H. Xie, Y. Jiang, J. Zhou, Y. Wang, Deep Learning-Based Robot Vision: High-End Tools for Smart Manufacturing, *IEEE Instrumentation & Measurement Magazine*, 25 (2022) 27-35.

[88] H. Liu, T. Fang, T. Zhou, Y. Wang, L. Wang, Deep Learning-based Multimodal Control Interface for Human-Robot Collaboration, *Procedia CIRP*, 72 (2018) 3-8.

[89] X. Chen, J. Guhl, Industrial Robot Control with Object Recognition based on Deep Learning, *Procedia CIRP*, 76 (2018) 149-154.

[90] E. Solowjow, I. Ugalde, Y. Shahapurkar, J. Aparicio, J. Mahler, V. Satish, K. Goldberg, H. Claussen, Industrial Robot Grasping with Deep Learning using a Programmable Logic Controller (PLC), in: 2020 IEEE 16th International Conference on Automation Science and Engineering (CASE), 2020, pp. 97-103.

[91] C. Zhang, Y. Jing, G. Zhou, H. Yan, F. Chang, Heterogeneous knowledge graph-driven subassembly identification with ensemble deep learning in Industry 4.0, *International Journal of Production Research*, (2024) 1-17.

[92] H. Oliff, Y. Liu, M. Kumar, M. Williams, M. Ryan, Reinforcement learning for facilitating human-robot-interaction in manufacturing, *Journal of Manufacturing Systems*, 56 (2020) 326-340.

[93] J. Li, D. Pang, Y. Zheng, X. Guan, X. Le, A flexible manufacturing assembly system with deep reinforcement learning, *Control Engineering Practice*, 118 (2022).

[94] A.G. Dharmawan, Y. Xiong, S. Foong, G.S. Soh, A Model-Based Reinforcement Learning and Correction Framework for Process Control of Robotic Wire Arc Additive Manufacturing, in: 2020 IEEE International Conference on Robotics and Automation (ICRA), 2020, pp. 4030-4036.

[95] F. Fan, G. Xu, N. Feng, L. Li, W. Jiang, L. Yu, X. Xiong, Spatiotemporal path tracking via deep reinforcement learning of robot for manufacturing internal logistics, *Journal of Manufacturing Systems*, 69 (2023) 150-169.

[96] M. Jiang, Y. Guo, S. Huang, J. Pu, L. Zhang, S. Wang, A novel fine-grained assembly sequence planning method based on knowledge graph and deep reinforcement learning, *Journal of Manufacturing Systems*, 76 (2024) 371-384.

[97] Y.Q. Wang, Y.D. Hu, S.E. Zaatari, W.D. Li, Y. Zhou, Optimised Learning from Demonstrations for Collaborative Robots, *Robotics and Computer-Integrated Manufacturing*, 71 (2021).

- [98] S. Scherzinger, A. Roennau, R. Dillmann, Contact Skill Imitation Learning for Robot-Independent Assembly Programming, in: 2019 IEEE/RSJ International Conference on Intelligent Robots and Systems (IROS), 2019, pp. 4309-4316.
- [99] T. Zhang, H. Sun, Y. Zou, H. Chu, An electromyography signals-based human-robot collaboration method for human skill learning and imitation, *Journal of Manufacturing Systems*, 64 (2022) 330-343.
- [100] S. Ji, S. Lee, S. Yoo, I. Suh, I. Kwon, F.C. Park, S. Lee, H. Kim, Learning-Based Automation of Robotic Assembly for Smart Manufacturing, *Proceedings of the IEEE*, 109 (2021) 423-440.
- [101] L. Ren, H. Wang, J. Dong, Z. Jia, S. Li, Y. Wang, Y. Laili, D. Huang, L. Zhang, W. Wu, B. Li, Industrial foundation model: architecture, key technologies, and typical applications, *Scientia Sinica Informationis*, 54 (2024) 2606-2622.
- [102] Y. Tanaka, S. Katsura, A Voice-Controlled Motion Reproduction Using Large Language Models for Polishing Robots, in: 2023 IEEE International Conference on Mechatronics (ICM), 2023, pp. 1-6.
- [103] T. Wang, J. Fan, P. Zheng, An LLM-based vision and language cobot navigation approach for Human-centric Smart Manufacturing, *Journal of Manufacturing Systems*, 75 (2024) 299-305.
- [104] M. Fakih, R. Dharmaji, Y. Moghaddas, G.Q. Araya, O. Ogundare, M.A.A. Faruque, LLM4PIC: Harnessing large Language Models for Verifiable Programming of PLCs in Industrial Control Systems, in: 2024 IEEE/ACM 46th International Conference on Software Engineering: Software Engineering in Practice (ICSE-SEIP), 2024, pp. 192-203.
- [105] H. Fan, X. Liu, J.Y.H. Fuh, W.F. Lu, B. Li, Embodied intelligence in manufacturing: leveraging large language models for autonomous industrial robotics, *Journal of Intelligent Manufacturing*, (2024).
- [106] Y. Gan, B. Zhang, J. Shao, Z. Han, A. Li, X. Dai, Embodied Intelligence: Bionic Robot Controller Integrating Environment Perception, Autonomous Planning, and Motion Control, *Ieee Robotics and Automation Letters*, 9 (2024) 4559-4566.
- [107] C. Gkournelos, C. Konstantinou, S. Makris, An LLM-based approach for enabling seamless Human-Robot collaboration in assembly, *CIRP Annals*, 73 (2024) 9-12.
- [108] J. Xu, Y. Xie, F. Iida, Embodied Intelligence in Additive Manufacturing, *IOP Conference Series: Materials Science and Engineering*, 1321 (2024) 012005.
- [109] Y. Peng, Z. Wang, Y. Zhang, S. Zhang, N. Cai, F. Wu, M. Chen, Revolutionizing Battery Disassembly: The Design and Implementation of a Battery Disassembly Autonomous Mobile Manipulator Robot(BEAM-1), in: 2024 IEEE/RSJ International Conference on Intelligent Robots and Systems (IROS), 2024, pp. 6367-6374.
- [110] H. Zhao, F. Pan, H. Ping, Y. Zhou, Agent as Cerebrum, Controller as Cerebellum: Implementing an Embodied LMM-based Agent on Drones *arXiv*, Agent as Cerebrum, Controller as Cerebellum: Implementing an Embodied LMM-based Agent on Drones [arXiv], (2024).
- [111] H. You, T. Zhou, Q. Zhu, Y. Ye, E.J. Du, Embodied AI for dexterity-capable construction Robots: DEXBOT framework, *Advanced Engineering Informatics*, 62 (2024) 102572.
- [112] Y. Bei, Z. Fang, S. Mao, S. Yu, Y. Jiang, Y. Tong, W. Cai, Manufacturing Domain QA with Integrated Term Enhanced RAG, in: 2024 International Joint Conference on Neural Networks (IJCNN), 2024, pp. 1-8.
- [113] A. Chandrasekhar, J. Chan, F. Ogoke, O. Ajenifujah, A. Barati Farimani, AMGPT: A large language model for contextual querying in additive manufacturing, *Additive Manufacturing Letters*, 11 (2024) 100232.

- [114] H. Choi, J. Jeong, A Conceptual Framework for a Latest Information-Maintaining Method Using Retrieval-Augmented Generation and a Large Language Model in Smart Manufacturing: Theoretical Approach and Performance Analysis, *Machines*, 13 (2025).
- [115] H. Choi, J. Jeong, Domain-Specific Manufacturing Analytics Framework: An Integrated Architecture with Retrieval-Augmented Generation and Ollama-Based Models for Manufacturing Execution Systems Environments, in: *Processes*, 2025.
- [116] J.A. Heredia Álvaro, J.G. Barreda, An advanced retrieval-augmented generation system for manufacturing quality control, *Advanced Engineering Informatics*, 64 (2025).
- [117] P. Liu, L. Qian, X. Zhao, B. Tao, Joint Knowledge Graph and Large Language Model for Fault Diagnosis and Its Application in Aviation Assembly, *IEEE Transactions on Industrial Informatics*, 20 (2024) 8160-8169.
- [118] Y. Song, P. Sun, H. Liu, Z. Li, W. Song, Y. Xiao, X. Zhou, Scene-Driven Multimodal Knowledge Graph Construction for Embodied AI, *IEEE Transactions on Knowledge and Data Engineering*, 36 (2024) 6962-6976.
- [119] A. O'Neill, A. Rehman, A. Maddukuri, A. Gupta, A. Padalkar, A. Lee, A. Pooley, A. Gupta, A. Mandlekar, A. Jain et al., Open X-Embodiment: Robotic Learning Datasets and RT-X Models : Open X-Embodiment Collaboration0, in: *2024 IEEE International Conference on Robotics and Automation (ICRA)*, 2024, pp. 6892-6903.
- [120] V. Hammerstingl, G. Reinhart, Skills in Assembly, in, *Institut für Werkzeugmaschinen und Betriebswissenschaften (iwb)*, 2018.
- [121] J. Backhaus, G. Reinhart, Digital description of products, processes and resources for task-oriented programming of assembly systems, *Journal of Intelligent Manufacturing*, 28 (2017) 1787-1800.
- [122] R.K.-J. Lee, H. Zheng, Y. Lu, Human-Robot Shared Assembly Taxonomy: A step toward seamless human-robot knowledge transfer, *Robotics and Computer-Integrated Manufacturing*, 86 (2024) 102686.
- [123] I. Kostavelis, L. Nalpantidis, R. Detry, H. Bruyninckx, A. Billard, S. Christian, M. Bosch, K. Andronikidis, H. Lund-Nielsen, P. Yosefpor, U. Wajid, R. Tomar, F.L. Martinez, F. Fugaroli, D. Papargyriou, N. Mehandjiev, G. Bhullar, E. Goncalves, J. Bentzen, M. Essenbak, C. Cremona, M. Wong, M. Sanchez, D. Giakoumis, D. Tzovaras, RoBetArme Project: Human-robot collaborative construction system for shotcrete digitization and automation through advanced perception, cognition, mobility and additive manufacturing skills, *Open research Europe*, 4 (2024) 4.
- [124] I.-M. Sarivan, O. Madsen, B.V. Wæhrens, Automatic welding-robot programming based on product-process-resource models, *The International Journal of Advanced Manufacturing Technology*, 132 (2024) 1931-1950.
- [125] L. Wang, S. Jia, G. Wang, A. Turner, S. Ratchev, Enhancing Learning Capabilities of Movement Primitives under Distributed Probabilistic Framework for Assembly Tasks, in: *2020 IEEE International Conference on Systems, Man, and Cybernetics (SMC)*, 2020, pp. 3832-3838.
- [126] FANUC, Cobot and Robot Automation Solutions for Dispensing and Sealing, in, <https://www.fanucamerica.com/solutions/applications/dispensing-robot-adhesive-dispensing-systems>.
- [127] F. Nägele, L. Halt, P. Tenbrock, A. Pott, A Prototype-Based Skill Model for Specifying Robotic Assembly Tasks, in: *2018 IEEE International Conference on Robotics and Automation (ICRA)*, 2018, pp. 558-565.

- [128] J. Zhao, B. Vogel-Heuser, J. Ao, Y. Wu, L. Zhang, F. Hartl, D. Hujo, Z. Bing, F. Wu, A. Knoll, S. Haddadin, B. Vojanec, T. Markert, A. Kraft, Ontology Based AI Planning and Scheduling for Robotic Assembly, in: 2024 IEEE/RSJ International Conference on Intelligent Robots and Systems (IROS), 2024, pp. 9855-9862.
- [129] M. Mayr, F. Roviola, V. Krueger, Ieee, SkiROS2: A skill-based Robot Control Platform for ROS, in: IEEE/RSJ International Conference on Intelligent Robots and Systems (IROS), Detroit, MI, 2023, pp. 6273-6280.
- [130] M. Pantano, T. Eiband, D. Lee, Capability-based Frameworks for Industrial Robot Skills: a Survey, in: 2022 IEEE 18th International Conference on Automation Science and Engineering (CASE), 2022, pp. 2355-2362.
- [131] J. Huckaby, H.I. Christensen, A Taxonomic Framework for Task Modeling and Knowledge Transfer in Manufacturing Robotics, in: CogRob@AAAI, 2012.
- [132] U. Thomas, G. Hirzinger, B. Rumpe, C. Schulze, A. Wortmann, A new skill based robot programming language using UML/P Statecharts, in: 2013 IEEE International Conference on Robotics and Automation, 2013, pp. 461-466.
- [133] M. Stenmark, J. Malec, Knowledge-based instruction of manipulation tasks for industrial robotics, Robotics and Computer-Integrated Manufacturing, 33 (2015) 56-67.
- [134] P. Schäfer, F. Steinmetz, S. Schneyer, T. Bachmann, T. Eiband, F. Lay, A. Padalkar, C. Sürig, F. Stulp, K. Nottensteiner, Flexible Robotic Assembly Based on Ontological Representation of Tasks, Skills, and Resources, 2021.
- [135] R.H. Andersen, T. Solund, J. Hallam, Definition and Initial Case-Based Evaluation of Hardware-Independent Robot Skills for Industrial Robotic Co-Workers, in: ISR/Robotik 2014; 41st International Symposium on Robotics, 2014, pp. 1-7.
- [136] C. Schou, R.S. Andersen, D. Chrysostomou, S. Bøgh, O. Madsen, Skill-based instruction of collaborative robots in industrial settings, Robotics and Computer-Integrated Manufacturing, 53 (2018) 72-80.
- [137] F. Steinmetz, A. Wollschläger, R. Weitschat, RAZER—A HRI for Visual Task-Level Programming and Intuitive Skill Parameterization, IEEE Robotics and Automation Letters, 3 (2018) 1362-1369.
- [138] F. Steinmetz, V. Nitsch, F. Stulp, Intuitive Task-Level Programming by Demonstration Through Semantic Skill Recognition, IEEE Robotics and Automation Letters, 4 (2019) 3742-3749.
- [139] C. Willibald, T. Eiband, D. Lee, Collaborative Programming of Conditional Robot Tasks, in: 2020 IEEE/RSJ International Conference on Intelligent Robots and Systems (IROS), 2020, pp. 5402-5409.
- [140] M.J. Aein, E.E. Aksoy, M. Tamosiunaite, J. Papon, A. Ude, F. Wörgötter, Toward a library of manipulation actions based on semantic object-action relations, in: 2013 IEEE/RSJ International Conference on Intelligent Robots and Systems, 2013, pp. 4555-4562.
- [141] M. Stenmark, E.A. Topp, M. Haage, J. Malec, Knowledge for Synchronized Dual-Arm Robot Programming, in: AAAI Fall Symposia, 2017.
- [142] P. Zimmermann, E. Axmann, B. Brandenbourger, K. Dorofeev, A. Mankowski, P. Zanini, Skill-based Engineering and Control on Field-Device-Level with OPC UA, in: 2019 24th IEEE International Conference on Emerging Technologies and Factory Automation (ETFA), 2019, pp. 1101-1108.

- [143] C.A.A. Calderon, R.E. Mohan, Z. Changjiu, Teaching new tricks to a robot learning to solve a task by imitation, in: 2010 IEEE Conference on Robotics, Automation and Mechatronics, 2010, pp. 256-262.
- [144] Y. Pane, E. Aertbeliën, J.D. Schutter, W. Decré, Skill-based Programming Framework for Composable Reactive Robot Behaviors, in: 2020 IEEE/RSJ International Conference on Intelligent Robots and Systems (IROS), 2020, pp. 7087-7094.
- [145] L.C. Sørensen, S. Mathiesen, R. Waspe, C. Schlette, Towards Digital Twins for Industrial Assembly - Improving Robot Solutions by Intuitive User Guidance and Robot Programming, in: 2020 25th IEEE International Conference on Emerging Technologies and Factory Automation (ETFA), 2020, pp. 1480-1484.
- [146] Y. Wang, Y. Jiao, R. Xiong, H. Yu, J. Zhang, Y. Liu, MASD: A Multimodal Assembly Skill Decoding System for Robot Programming by Demonstration, IEEE Transactions on Automation Science and Engineering, 15 (2018) 1722-1734.
- [147] F. Dai, A. Wahrburg, B. Matthias, H. Ding, Robot Assembly Skills Based on Compliant Motion, in: Proceedings of ISR 2016: 47th International Symposium on Robotics, 2016, pp. 1-6.
- [148] M. wesar, J. Zhang, Autonomous planning for mobile manipulation services based on multi-level robot skills, in: 2009 IEEE/RSJ International Conference on Intelligent Robots and Systems, 2009, pp. 1999-2004.
- [149] M. Stenmark, E.A. Topp, From Demonstrations to Skills for High-Level Programming of Industrial Robots, in: AAAI Fall Symposia, 2016.
- [150] E.A. Topp, M. Stenmark, A. Ganslandt, A. Svensson, M. Haage, J. Malec, Ontology-Based Knowledge Representation for Increased Skill Reusability in Industrial Robots, in: 2018 IEEE/RSJ International Conference on Intelligent Robots and Systems (IROS), 2018, pp. 5672-5678.
- [151] L. Rozo, M. Guo, A.G. Kupsik, M. Todescato, P. Schillinger, M. Giftthaler, M. Ochs, M. Spies, N. Waniek, P. Kesper, M. Burger, Learning and Sequencing of Object-Centric Manipulation Skills for Industrial Tasks, in: 2020 IEEE/RSJ International Conference on Intelligent Robots and Systems (IROS), 2020, pp. 9072-9079.
- [152] G. Bruno, D. Antonelli, Dynamic task classification and assignment for the management of human-robot collaborative teams in workcells, The International Journal of Advanced Manufacturing Technology, 98 (2018) 2415-2427.
- [153] M.R. Pedersen, D.L. Herzog, V. Krüger, Intuitive skill-level programming of industrial handling tasks on a mobile manipulator, in: 2014 IEEE/RSJ International Conference on Intelligent Robots and Systems, 2014, pp. 4523-4530.
- [154] M.R. Pedersen, L. Nalpantidis, R.S. Andersen, C. Schou, S. Bøgh, V. Krüger, O. Madsen, Robot skills for manufacturing: From concept to industrial deployment, Robotics and Computer-Integrated Manufacturing, 37 (2016) 282-291.
- [155] C. Cai, Y. Liang, N. Somani, Y. Wu, Inferring the Geometric Nullspace of Robot Skills from Human Demonstrations, 2020 IEEE International Conference on Robotics and Automation (ICRA), (2020) 7668-7675.
- [156] L. Johannsmeier, S. Haddadin, A Hierarchical Human-Robot Interaction-Planning Framework for Task Allocation in Collaborative Industrial Assembly Processes, IEEE Robotics and Automation Letters, 2 (2017) 41-48.

- [157] R.E. Andersen, E.B. Hansen, D. Cerny, S. Madsen, B. Pulendralingam, S. Bøgh, D. Chrysostomou, Integration of a Skill-based Collaborative Mobile Robot in a Smart Cyber-physical Environment, *Procedia Manufacturing*, 11 (2017) 114-123.
- [158] V. Krueger, A. Chazoule, M. Crosby, A. Lasnier, M.R. Pedersen, F. Rovida, L. Nalpantidis, R. Petrick, C. Toscano, G. Veiga, A Vertical and Cyber-Physical Integration of Cognitive Robots in Manufacturing, *Proceedings of the IEEE*, 104 (2016) 1114-1127.
- [159] V. Krueger, F. Rovida, B. Grossmann, R. Petrick, M. Crosby, A. Charzoule, G. Martin Garcia, S. Behnke, C. Toscano, G. Veiga, Testing the vertical and cyber-physical integration of cognitive robots in manufacturing, *Robotics and Computer-Integrated Manufacturing*, 57 (2019) 213-229.
- [160] L. Johannsmeier, M. Gerchow, S. Haddadin, A Framework for Robot Manipulation: Skill Formalism, Meta Learning and Adaptive Control, in: 2019 International Conference on Robotics and Automation (ICRA), 2019, pp. 5844-5850.
- [161] L. Heuss, G. Reinhart, Integration of Autonomous Task Planning into Reconfigurable Skill-Based Industrial Robots, in: 2020 25th IEEE International Conference on Emerging Technologies and Factory Automation (ETFA), 2020, pp. 1293-1296.
- [162] N.M. Ceriani, A.M. Zanchettin, P. Rocco, A. Stolt, A. Robertsson, Reactive Task Adaptation Based on Hierarchical Constraints Classification for Safe Industrial Robots, *IEEE/ASME Transactions on Mechatronics*, 20 (2015) 2935-2949.
- [163] F. Rovida, V. Krüger, Design and development of a software architecture for autonomous mobile manipulators in industrial environments, in: 2015 IEEE International Conference on Industrial Technology (ICIT), 2015, pp. 3288-3295.
- [164] N. Wantia, M. Esen, A. Hengstebeck, F. Heinze, J. Rossmann, J. Deuse, B. Kuhlenkoetter, Task planning for human robot interactive processes, in: 2016 IEEE 21st International Conference on Emerging Technologies and Factory Automation (ETFA), 2016, pp. 1-8.
- [165] L. Heuss, D. Gebauer, G. Reinhart, Concept for the automated adaption of abstract planning domains for specific application cases in skills-based industrial robotics, *Journal of Intelligent Manufacturing*, 35 (2024) 4233-4258.
- [166] T. Hoebert, W. Lepuschitz, M. Vincze, M. Merdan, Knowledge-driven framework for industrial robotic systems, *Journal of Intelligent Manufacturing*, 34 (2023) 771-788.
- [167] S. Bøgh, O.S. Nielsen, M.R. Pedersen, V. Krüger, O. Madsen, Does your Robot have Skills, in, 2012.
- [168] J. Michniewicz, G. Reinhart, Cyber-Physical-Robotics – Modelling of modular robot cells for automated planning and execution of assembly tasks, *Mechatronics*, 34 (2016) 170-180.
- [169] T. Wiese, J. Abicht, C. Friedrich, A. Hellmich, S. Ihlenfeldt, Flexible skill-based control for robot cells in manufacturing, *Frontiers in Robotics and Ai*, 9 (2022).
- [170] P. Koch, P. Rawal, N. Töpfer, T. Haß, C. Böhlmann, W. Hintze, Modular lightweight robot system for aircraft production using a generic OPC UA skill concept, *Production Engineering*, 17 (2023) 329-339.
- [171] C. Li, T. Yu, Q. Chang, Robot Learning from Demonstration based on Human-in-the-loop Reinforcement Learning, in: 2024 IEEE 20th International Conference on Automation Science and Engineering (CASE), 2024, pp. 2633-2638.
- [172] C. Eymüller, J. Hanke, A. Poeppel, W. Reif, Towards Self-Configuring Plug & Produce Robot Systems Based on Ontologies, in: 2023 9th International Conference on Automation, Robotics and Applications (ICARA), 2023, pp. 23-27.

- [173] K. Chen, Z. Bing, F. Wu, Y. Meng, A. Kraft, S. Haddadin, A. Knoll, Contact-Aware Shaping and Maintenance of Deformable Linear Objects With Fixtures, in: 2023 IEEE/RSJ International Conference on Intelligent Robots and Systems (IROS), 2023, pp. 1-8.
- [174] Q. Yang, J.A. Stork, T. Stoyanov, Learn from Robot: Transferring Skills for Diverse Manipulation via Cycle Generative Networks, in: 2023 IEEE 19th International Conference on Automation Science and Engineering (CASE), 2023, pp. 1-6.
- [175] K. Wang, Y. Zhao, S. Dai, M. Yang, Y. He, N. Zhang, Learning Hierarchical Robot Skills Represented by Behavior Trees from Natural Language, Cooperative Information Systems: 29th International Conference, CoopIS 2023, Proceedings. Lecture Notes in Computer Science (14353), (2024) 366-383.
- [176] Y.M. Ning, T.J. Li, C. Yao, W.Q. Du, Y. Zhang, Y.H. Huang, MT-RSL: A multitasking-oriented robot skill learning framework based on continuous dynamic movement primitives for improving efficiency and quality in robot-based intelligent operation, Robotics and Computer-Integrated Manufacturing, 90 (2024).
- [177] I. Kessler, A. Perzylo, Flexible modeling and execution of semantic manufacturing processes for robot systems, 2024 IEEE 29th International Conference on Emerging Technologies and Factory Automation (ETFA), (2024) 1-8.
- [178] Z. Dong, S. Liu, T. Zhou, H. Cheng, L. Zeng, X. Yu, H. Liu, PPR-Net:Point-wise Pose Regression Network for Instance Segmentation and 6D Pose Estimation in Bin-picking Scenarios, in: 2019 IEEE/RSJ International Conference on Intelligent Robots and Systems (IROS), 2019, pp. 1773-1780.
- [179] L. Zeng, W.J. Lv, Z.K. Dong, Y.J. Liu, PPR-Net++: Accurate 6-D Pose Estimation in Stacked Scenarios, IEEE Transactions on Automation Science and Engineering, 19 (2022) 3139-3151.
- [180] H. Zhang, H. Liang, L. Cong, J. Lyu, L. Zeng, P. Feng, J. Zhang, Reinforcement Learning Based Pushing and Grasping Objects from Ungraspable Poses, in: 2023 IEEE International Conference on Robotics and Automation (ICRA), 2023, pp. 3860-3866.
- [181] L. Zhao, M. Sun, W.J. Lv, X.Y. Zhang, L. Zeng, Domain Adaptation on Point Clouds for 6D Pose Estimation in Bin-Picking Scenarios, in: 2023 IEEE/RSJ International Conference on Intelligent Robots and Systems (IROS), 2023, pp. 2925-2931.
- [182] D.T. Huang, E.T. Lin, L. Chen, L.F. Liu, L. Zeng, SD-Net: Symmetric-Aware Keypoint Prediction and Domain Adaptation for 6D Pose Estimation In Bin-picking Scenarios, in: 2024 IEEE/RSJ International Conference on Intelligent Robots and Systems (IROS), 2024, pp. 2747-2754.
- [183] M. Krä, L. Vogt, C. Härdtlein, S. Schiele, J. Schilp, Production planning for collaborating resources in cyber-physical production systems, Procedia CIRP, 93 (2020) 192-197.
- [184] R. Lankin, K. Kim, P.C. Huang, ROS-Based Robot Simulation for Repetitive Labor-Intensive Construction Tasks, in: 2020 IEEE 18th International Conference on Industrial Informatics (INDIN), 2020, pp. 206-213.
- [185] X.H. Jing, X. Xiong, F.H. Li, T. Zhang, L. Zeng, A Two-Stage Reinforcement Learning Approach for Robot Navigation in Long-range Indoor Dense Crowd Environments, in: 2024 IEEE/RSJ International Conference on Intelligent Robots and Systems (IROS), 2024, pp. 5489-5496.
- [186] Y.F. Tang, C. Tai, F.X. Chen, W.T. Zhang, T. Zhang, X.P. Liu, Y.J. Liu, L. Zeng, Mobile Robot Oriented Large-Scale Indoor Dataset for Dynamic Scene Understanding, in: 2024 IEEE International Conference on Robotics and Automation (ICRA), 2024, pp. 613-620.

- [187] F. Rovida, D. Wuthier, B. Grossmann, M. Fumagalli, V. Krüger, Motion Generators Combined with Behavior Trees: A Novel Approach to Skill Modelling, in: 2018 IEEE/RSJ International Conference on Intelligent Robots and Systems (IROS), 2018, pp. 5964-5971.
- [188] I. Lopez-Juarez, Skill acquisition for industrial robots: From stand-alone to distributed learning, in: 2016 IEEE International Conference on Automatica (ICA-ACCA), 2016, pp. 1-5.
- [189] A.T. Le, M. Guo, N.v. Duijkeren, L. Rozo, R. Krug, A.G. Kupcsik, M. Bürger, Learning Forceful Manipulation Skills from Multi-modal Human Demonstrations, in: 2021 IEEE/RSJ International Conference on Intelligent Robots and Systems (IROS), 2021, pp. 7770-7777.
- [190] A. Lämmle, P. Tenbrock, B. Bálint, F. Nägele, W. Kraus, J. Váncza, M.F. Huber, Simulation-based Learning of the Peg-in-Hole Process Using Robot-Skills, in: 2022 IEEE/RSJ International Conference on Intelligent Robots and Systems (IROS), 2022, pp. 9340-9346.
- [191] S.C. Akkaladevi, A. Pichler, M. Plasch, M. Ikeda, M. Hofmann, Skill-based programming of complex robotic assembly tasks for industrial application, *e & i Elektrotechnik und Informationstechnik*, 136 (2019) 326-333.
- [192] K. Karacan, R.J. Kirschner, H. Sadeghian, F. Wu, S. Haddadin, Tactile Robot Programming: Transferring Task Constraints into Constraint-Based Unified Force-Impedance Control, in: 2024 IEEE International Conference on Robotics and Automation (ICRA), 2024, pp. 204-210.
- [193] W. Li, F. Li, X. Jing, P. Feng, L. Zeng, Dual-Alignment Domain Adaptation for Pedestrian Trajectory Prediction, *IEEE Robotics and Automation Letters*, (2024).
- [194] F.x. Chen, Y. Tang, C. Tai, X.p. Liu, X. Wu, T. Zhang, L. Zeng, FusedNet: End-to-End Mobile Robot Relocalization in Dynamic Large-Scale Scene, *IEEE Robotics and Automation Letters*, 9 (2024) 4099-4105.
- [195] A. Curtis, N. Kumar, J. Cao, T. Lozano-Pérez, L.P. Kaelbling, Trust the PRoC3S: Solving long-horizon robotics problems with llms and constraint satisfaction, *arXiv preprint arXiv:2406.05572*, (2024).
- [196] M.G. Arenas, T. Xiao, S. Singh, V. Jain, A. Ren, Q. Vuong, J. Varley, A. Herzog, I. Leal, S. Kirmani, M. Prats, D. Sadigh, V. Sindhwani, K. Rao, J. Liang, A. Zeng, How to Prompt Your Robot: A PromptBook for Manipulation Skills with Code as Policies, in: 2024 IEEE International Conference on Robotics and Automation (ICRA), 2024, pp. 4340-4348.
- [197] R. Wiemann, N. Terei, A. Raatz, Large Language Model for Intuitive Control of Robots in Micro-Assembly, in: 2024 IEEE 20th International Conference on Automation Science and Engineering (CASE), 2024, pp. 3957-3962.
- [198] K. Obata, T. Aoki, T. Horii, T. Taniguchi, T. Nagai, LiP-LLM: Integrating Linear Programming and Dependency Graph With Large Language Models for Multi-Robot Task Planning, *IEEE Robotics and Automation Letters*, 10 (2025) 1122-1129.
- [199] A. Deursen, P. Klint, J. Visser, Domain-Specific Languages: An Annotated Bibliography, *SIGPLAN Notices*, 35 (2000) 26-36.
- [200] A. Nordmann, N. Hochgeschwender, D. Wigand, S. Wrede, A Survey on Domain-Specific Modeling and Languages in Robotics, *Journal of Software Engineering for Robotics*, 7 (2016) 75-99.
- [201] B. Siciliano, *Springer Handbook of Robotics*, in, 2008.
- [202] I. Lanese, U.P. Schultz, I. Ulidowski, Reversible Execution for Robustness in Embodied AI and Industrial Robots, *It Professional*, 23 (2021) 12-17.

- [203] M. Schäfer, P. Moll, L. Brocke, S. Coutandin, J. Fleischer, Model for Web-Application based Configuration of Modular Production Plants with automated PLC Line Control Code Generation, *Procedia CIRP*, 83 (2019) 292-297.
- [204] W. Koehler, Y. Jing, A Novel Block-Based Programming Framework for Non-programmers to Validate PLC Based Machine Tools for Automotive Manufacturing Facilities, in: 2018 11th International Conference on Developments in eSystems Engineering (DeSE), 2018, pp. 202-207.
- [205] R. Wang, Y. Wei, H. Song, Y. Jiang, Y. Guan, X. Song, X. Li, From Offline Towards Real-Time Verification for Robot Systems, *IEEE Transactions on Industrial Informatics*, 14 (2018) 1712-1721.
- [206] J.P. De la Rosa, J. Solis, K. Nakamori, G.A.G. Ricardez, J. Håkansson, A.S. Sorensen, T.R. Silva, From Gestures to Behaviours: An Empirical Study on Behaviour-Driven Development Scenarios to Support End-User Programming of Collaborative Robots, in: 8th IFToMM International Symposium on Robotics and Mechatronics (ISRM), Djerba, TUNISIA, 2024, pp. 369-381.
- [207] V.J.E. Jiménez, H. Zeiner, A Domain Specific Language for Robot Programming in the Wood Industry <i>A Practical Example</i>, in: 14th International Conference on Informatics in Control, Automation and Robotics (ICINCO), Madrid, SPAIN, 2017, pp. 549-555.
- [208] T. Bolwerk, M. Alonso, M. Schuts, Using a Textual DSL With Live Graphical Feedback to Improve the CPS' Design Workflow of Hardware Engineers, 2024 19th Conference on Computer Science and Intelligence Systems (FedCSIS), (2024) 301-312.
- [209] P. Detzner, T. Kirks, J. Jost, A Novel Task Language for Natural Interaction in Human-Robot Systems for Warehouse Logistics, in: 2019 14th International Conference on Computer Science & Education (ICCSE), 2019, pp. 725-730.
- [210] C.J. Sutherland, B. MacDonald, Ieee, <i>RoboLang</i>: A Simple Domain Specific Language to Script Robot Interactions, in: 16th International Conference on Ubiquitous Robots (UR), South Korea, 2019, pp. 265-270.
- [211] T. Elliott, M. Alshiekh, L.R. Humphrey, L. Pike, U. Topcu, Salty-A Domain Specific Language for GR(1) Specifications and Designs, in: 2019 International Conference on Robotics and Automation (ICRA), 2019, pp. 4545-4551.
- [212] A.C. Jiménez, J.P. Anzola, V. García-Díaz, R.G. Crespo, L.P. Zhao, PyDSLRep: A domain-specific language for robotic simulation in V-Rep, *Plos One*, 15 (2020).
- [213] D. Fogli, L. Gargioni, G. Guida, F. Tampalini, A hybrid approach to user-oriented programming of collaborative robots, *Robotics and Computer-Integrated Manufacturing*, 73 (2022) 102234.
- [214] M. Rizwan, C. Reichenbach, R. Caldas, M. Mayr, V. Krueger, EzSkiROS: enhancing robot skill composition with embedded DSL for early error detection, *Frontiers in Robotics and Ai*, 11 (2025).
- [215] B. Ridge, T. Gaspar, A. Ude, Rapid state machine assembly for modular robot control using meta-scripting, templating and code generation, in: 2017 IEEE-RAS 17th International Conference on Humanoid Robotics (Humanoids), 2017, pp. 661-668.
- [216] T.B. Ionescu, Assembly: A Web-Based Multi-Robot Programming and Simulation Tool, *IFAC-PapersOnLine*, 55 (2022) 313-318.
- [217] B. Wesselink, K. de Vos, I. Kuertev, M. Reniers, E. Torta, Ieee, RoboSC: a domain-specific language for supervisory controller synthesis of ROS applications, in: IEEE International Conference on Robotics and Automation (ICRA), London, ENGLAND, 2023, pp. 9090-9096.
- [218] M. Ghallab, C. Knoblock, D. Wilkins, A. Barrett, D. Christianson, M. Friedman, C. Kwok, K. Golden, S. Penberthy, D. Smith, Y. Sun, D. Weld, PDDL - The Planning Domain Definition Language, (1998).

- [219] W. Barnett, A. Cavalcanti, A. Miyazawa, Architectural modelling for robotics: RoboArch and the CorteX example, *Frontiers in Robotics and Ai*, 9 (2022).
- [220] S. Wana, F. Parra, R. Valner, K. Kruusamae, M. Pryor, Unlocking underrepresented use-cases for large language model-driven human-robot task planning, *Advanced Robotics*, 38 (2024) 1335-1348.
- [221] L.C. Xiao, L. Zeng, Z.B. Xu, X.P. Liu, Assembly language design and development for reconfigurable flexible assembly line, *Robotics and Computer-Integrated Manufacturing*, 80 (2023).
- [222] L. Xiao, X. Jing, L. Zeng, X. Liu, A flexible control system for reconfigurable assembly lines, in: *Journal of Physics: Conference Series*, IOP Publishing, 2021, pp. 012001.
- [223] Z. Xu, C. Zhang, S. Hu, Z. Han, P. Feng, L. Zeng, Reconfigurable flexible assembly model and implementation for cross-category products, *Journal of Manufacturing Systems*, 77 (2024) 154-169.
- [224] J. Gan, L. Zeng, F. Shi, Reconfigurable Flexible Assembly Line Balancing Problem Based on Reinforcement Learning, in: *2022 IEEE 9th International Conference on Industrial Engineering and Applications (ICIEA 2022)*, 2022.
- [225] N. Koenig, A. Howard, Design and use paradigms for Gazebo, an open-source multi-robot simulator, in: *2004 IEEE/RSJ International Conference on Intelligent Robots and Systems (IROS)* (IEEE Cat. No.04CH37566), 2004, pp. 2149-2154 vol.2143.
- [226] Y. Zhang, L. Li, M. Ripperger, J. Nicho, M. Veeraraghavan, A. Fumagalli, Gilbreth: A Conveyor-Belt Based Pick-and-Sort Industrial Robotics Application, in: *2018 Second IEEE International Conference on Robotic Computing (IRC)*, 2018, pp. 17-24.
- [227] D. Marek, P. Biernacki, J. Szyguła, A. Domański, General Concepts of a Simulation Method for Automated Guided Vehicle in Industry 4.0, in: *2022 IEEE International Conference on Big Data (Big Data)*, 2022, pp. 6306-6314.
- [228] G. Tuo, T. Li, H. Qin, B. Huang, K. Liu, Y. Wang, Control of Nameplate Pasting Robot for Sand Mold Based on Deep Reinforcement Learning, in: H. Yu, J. Liu, L. Liu, Z. Ju, Y. Liu, D. Zhou (Eds.) *Intelligent Robotics and Applications*, Springer International Publishing, Cham, 2019, pp. 368-378.
- [229] M. Aksu, J.L. Michaloski, F.M. Proctor, Asme, VIRTUAL EXPERIMENTAL INVESTIGATION FOR INDUSTRIAL ROBOTICS IN GAZEBO ENVIRONMENT, in: *ASME International Mechanical Engineering Congress and Exposition (IMECE2018)*, Pittsburgh, PA, 2018.
- [230] E. Todorov, T. Erez, Y. Tassa, Mujoco: A physics engine for model-based control, in: *2012 IEEE/RSJ international conference on intelligent robots and systems*, IEEE, 2012, pp. 5026-5033.
- [231] W. Tang, Y. Jiang, C. Zeng, H. Zhang, H. Zhong, A reinforcement learning based control framework for robot gear assembly with demonstration learning and force feedback, in: *2024 IEEE International Conference on Industrial Technology (ICIT)*, 2024, pp. 1-6.
- [232] Q. Liu, Z. Ji, W. Xu, Z. Liu, B. Yao, Z. Zhou, Knowledge-guided robot learning on compliance control for robotic assembly task with predictive model, *Expert Systems with Applications*, 234 (2023) 121037.
- [233] E. Rohmer, S.P.N. Singh, M. Freese, V-REP: A versatile and scalable robot simulation framework, in: *2013 IEEE/RSJ International Conference on Intelligent Robots and Systems*, 2013, pp. 1321-1326.
- [234] D. Bringas-Posadas, H.D. Devillet-Castellanos, C.E. Cruz-González, I.G. Flores, B.V. Arista, E.A. Franco-Urquiza, Development of a digital twin and lab-scale manufacturing system for production sequences planning, *The International Journal of Advanced Manufacturing Technology*, 136 (2025) 5515-5530.

- [235] Y. Yuan, S. Wang, Y. Mei, W. Zhang, J. Sun, G. Wang, Improving world models for robot arm grasping with backward dynamics prediction, *International Journal of Machine Learning and Cybernetics*, 15 (2024) 3879-3891.
- [236] J. Huanca, J. Zamora, J. Cornejo, R. Palomares, Mechatronic Design and Kinematic Analysis of 8 DOF Serial Robot Manipulator to Perform Electrostatic Spray Painting Process on Electrical Panels, in: 2022 IEEE Engineering International Research Conference (EIRCON), 2022, pp. 1-4.
- [237] E. Coumans, Y. Bai, Pybullet, a python module for physics simulation for games, robotics and machine learning, in, 2016.
- [238] H. Sun, Z. Zhang, H. Wang, Y. Wang, Q. Cao, A Novel Robotic Grasp Detection Framework Using Low-Cost RGB-D Camera for Industrial Bin Picking, *IEEE Transactions on Instrumentation and Measurement*, 73 (2024) 1-12.
- [239] Y.J. Zang, P.F. Wang, F.S. Zha, W. Guo, C. Zheng, L.N. Sun, Peg-in-hole assembly skill imitation learning method based on ProMPs under task geometric representation, *Frontiers in Neurorobotics*, 17 (2023).
- [240] J. Li, H. Shi, K.S. Hwang, Using Goal-Conditioned Reinforcement Learning With Deep Imitation to Control Robot Arm in Flexible Flat Cable Assembly Task, *IEEE Transactions on Automation Science and Engineering*, 21 (2024) 6217-6228.
- [241] V. Makoviychuk, L. Wawrzyniak, Y. Guo, M. Lu, K. Storey, M. Macklin, D. Hoeller, N. Rudin, A. Allshire, A. Handa, Isaac gym: High performance gpu-based physics simulation for robot learning, *arXiv preprint arXiv:2108.10470*, (2021).
- [242] NVIDIA, Nvidia isaac sim: Robotics simulation and synthetic data, in, <https://developer.nvidia.com/isaac-sim>, 2023.
- [243] H.S. Kim, RoboManuGen: Robot Data Generation Using Generative AI for Manufacturing, in: 2024 15th International Conference on Information and Communication Technology Convergence (ICTC), 2024, pp. 2001-2004.
- [244] E. Kolve, R. Mottaghi, W. Han, E. VanderBilt, L. Weihs, A. Herrasti, M. Deitke, K. Ehsani, D. Gordon, Y. Zhu, Ai2-thor: An interactive 3d environment for visual ai, *arXiv preprint arXiv:1712.05474*, (2017).
- [245] X. Puig, K. Ra, M. Boben, J. Li, T. Wang, S. Fidler, A. Torralba, Virtualhome: Simulating household activities via programs, in: *Proceedings of the IEEE conference on computer vision and pattern recognition*, 2018, pp. 8494-8502.
- [246] X. Gao, R. Gong, T. Shu, X. Xie, S. Wang, S.-C. Zhu, Vrkitchen: an interactive 3d virtual environment for task-oriented learning, *arXiv preprint arXiv:1903.05757*, (2019).
- [247] M. Savva, A. Kadian, O. Maksymets, Y. Zhao, E. Wijmans, B. Jain, J. Straub, J. Liu, V. Koltun, J. Malik, Habitat: A platform for embodied ai research, in: *Proceedings of the IEEE/CVF international conference on computer vision*, 2019, pp. 9339-9347.
- [248] B. Shen, F. Xia, C. Li, R. Martín-Martín, L. Fan, G. Wang, C. Pérez-D'Arpino, S. Buch, S. Srivastava, L. Tchapti, igibson 1.0: A simulation environment for interactive tasks in large realistic scenes, in: 2021 IEEE/RSJ International Conference on Intelligent Robots and Systems (IROS), IEEE, 2021, pp. 7520-7527.
- [249] C. Li, F. Xia, R. Martín-Martín, M. Lingelbach, S. Srivastava, B. Shen, K.E. Vainio, C. Gokmen, G. Dharan, T. Jain, iGibson 2.0: Object-Centric Simulation for Robot Learning of Everyday Household Tasks, in: *Conference on Robot Learning*, PMLR, 2022, pp. 455-465.

- [250] C. Gan, J. Schwartz, S. Alter, M. Schrimpf, J. Traer, J. De Freitas, J. Kubilius, A. Bhandwadar, N. Haber, M. Sano, ThreeDWorld: A platform for interactive multi-modal physical simulation, *Advances in Neural Information Processing Systems (NeurIPS)*, (2021).
- [251] KUKA, KUKA.Sim, in, https://www.kuka.com/en-de/products/robot-systems/software/planning-project-engineering-service-safety/kuka_sim.
- [252] ABB, RobotStudio Suite: Visualize your ideas and reduce commissioning time, in, <https://new.abb.com/products/robotics/software-and-digital/robotstudio>.
- [253] FANUC, Simulation Software ROBOGUIDE, in, <https://www.fanuc.eu/eu-en/accessory/software/simulation-software-roboguide>.
- [254] Yaskawa, MotoSim EG-VRC, in, https://www.yaskawa.eu.com/products/software/productdetail/product/motosim-eg-vrc_1686.
- [255] H. Associates, Robotmaster, in, <https://www.robotmaster.com/>.
- [256] RoboDK, RoboDK: Simulator for industrial robots and offline programming, in, <https://robodk.com/>.
- [257] A. Robotics, Artiminds RPS - Intuitive Robot Software for Advanced Robotics, in, <https://www.artiminds.com/robotics-software-and-services/robot-programming-suite-basic/>.
- [258] D. Systèmes, Global Operations Software | DELMIA, in, <https://www.3ds.com/products/delmia>.
- [259] V. Components, Visual Components - 3D Simulation Software, in, <https://www.visualcomponents.com/products/>.
- [260] Siemens, Tecnomatix digital manufacturing software, in, https://plm.sw.siemens.com/en-US/tecnomatix/?srsId=AfmBOoqcCMdYptEBiK_oNNfDaxf3mXC4GaexNR-_spDt9cncrSL0W3j6T.
- [261] D. Alejandro, J. Matos, L. Vences, H. Mirko, Analysis of an Automated System in a Robotized Cell for the Transport, Control, Classification, and Organization of Heterogeneous Packages, in: Y. Iano, O. Saotome, G.L. Kemper Vásquez, C. Cotrim Pezzuto, R. Arthur, G. Gomes de Oliveira (Eds.) *Proceedings of the 7th Brazilian Technology Symposium (BTSym'21)*, Springer International Publishing, Cham, 2022, pp. 470-478.
- [262] R. Holubek, D.R. Delgado Sobrino, M. Matusova, A new approach for creating and testing safety components integrated into a robotic cell simulation scenario in a virtual reality environment, *Journal of Physics: Conference Series*, 2927 (2024) 012002 (012008 pp.)-012002 (012008 pp.).
- [263] A. Sukhovey, A. Gubankov, Collision Avoidance Method for End Effectors of Industrial Robots with Overlapping Workspaces, in: *2020 International Conference on Industrial Engineering, Applications and Manufacturing (ICIEAM)*, 2020, pp. 1-5.
- [264] Y. Haixiang, S. Junfeng, Z. Xuejun, Off-line programming and remote control for a palletizing robot, in: *2011 IEEE International Conference on Computer Science and Automation Engineering*, 2011, pp. 586-589.
- [265] R. Raffaelli, P. Bilancia, M. Peruzzini, S. Pisu, G. Berselli, M. Pellicciari, Virtual Prototyping and Commissioning of Manufacturing Cycles in Robotic Cells, in: M. Carfagni, R. Furferi, P. Di Stefano, L. Governi, F. Gherardini (Eds.) *Design Tools and Methods in Industrial Engineering III*, Springer Nature Switzerland, Cham, 2024, pp. 391-398.
- [266] H. Dai, G. Lv, W. Huang, Q. Qin, Analysis for the Process Planning of the Body Side Welding in Delmia, *Journal of Physics: Conference Series*, 2198 (2022) 012037.

- [267] R. Benotsmane, A. Trohak, R. Bartók, G. Mélypataki, Transformative Learning: Nurturing Novices to Experts through 3D Simulation and Virtual Reality in Education, in: 2024 25th International Carpathian Control Conference (ICCC), 2024, pp. 1-6.
- [268] L. Ren, H. Wang, J. Dong, Z. Jia, S. Li, Y. Wang, Y. Laili, D. Huang, L. Zhang, B. Li, Industrial Foundation Model, IEEE transactions on cybernetics, PP (2025).
- [269] L. Zeng, Z.-k. Dong, J.-y. Yu, J. Hong, H.-y. Wang, Sketch-based retrieval and instantiation of parametric parts, Computer-Aided Design, 113 (2019) 82-95.
- [270] L. Zeng, W.J. Lv, X.Y. Zhang, Y.J. Liu, Parametricnet: 6dof pose estimation network for parametric shapes in stacked scenarios, in: 2021 IEEE International Conference on Robotics and Automation (ICRA), IEEE, 2021, pp. 772-778.
- [271] Y.H. Xie, W.J. Lv, X.Y. Zhang, Y.H. Chen, L. Zeng, ParametricNet++: A 6DoF Pose Estimation Network with Sparse Keypoint Recovery for Parametric Shapes in Stacked Scenarios, in: 2024 IEEE/RSJ International Conference on Intelligent Robots and Systems (IROS), IEEE, 2024, pp. 7181-7188.