

PLanet: Formalizing Experimental Design

London Bielicke
londonbielicke@ucla.edu
UCLA
Los Angeles, CA, USA

Anna Zhang
azhang03@mit.edu
MIT
Cambridge, Massachusetts, USA

Shruti Tyagi
shrutityagi@ucla.edu
UCLA
Los Angeles, CA, USA

Emery D. Berger*
emery@cs.umass.edu
University of Massachusetts Amherst
/ Amazon Web Services
Amherst, MA, USA

Adam Chlipala
adamc@csail.mit.edu
MIT
Cambridge, Massachusetts, USA

Eunice Jun
emjun@cs.ucla.edu
University of California, Los Angeles
Los Angeles, CA, USA

Abstract

Carefully constructed experimental designs are essential for drawing valid, generalizable conclusions from scientific studies. Unfortunately, experimental design plans can be difficult to specify, communicate clearly, and relate to alternatives. In response, we introduce a grammar of experimental design that provides composable operators for constructing assignment procedures (e.g., Latin square). We implement this grammar in P_Lanet, a domain-specific language (DSL) that constructs assignment plans in three stages: experimental unit specification, trial-order construction, and order-to-unit mapping. We evaluate P_Lanet’s expressivity by taking a purposive sample of recent CHI and UIST publications, representing their experiments as programs in P_Lanet, and identifying ambiguities and alternatives. In our evaluation, P_Lanet could express 11 out of 12 experiments found in sampled papers. Additionally, we found that P_Lanet constructs helped make complex design choices explicit when the researchers omit technical language describing their study designs.

Keywords

experimental design, domain-specific language

1 Introduction

Experiments are a primary mechanism for scientific discovery. Their careful design is crucial to answer research questions, test scientific hypotheses, and draw causal conclusions [16]. Experimental designs can become complex quickly. Communicating their complexity clearly and precisely is critical for scientific reproducibility. Currently, understanding and comparing experimental designs is difficult because researchers often fail to report subtle, implicit assumptions, which impact their design choices.

While previous systems capture salient aspects of data collection for statistical modeling [25], planning clustered experiments [40], exploring trade-offs in statistical power between experimental designs [15], and running large-scale online experiments [3], they do not provide primitive, composable building blocks for specifying common elements and constructing new experiments. As a result, these systems artificially restrict scientists to a set of predefined designs, based on the system designers’ heuristics rather than experimental needs. We envision a future where scientists can specify

and reason about a range of constructed experimental designs from common building blocks.

To enable clear expression, analysis, and exploration of experimental designs, we propose a grammar of experimental assignment. To design the grammar, we take an iterative, bottom-up approach (Section 4). We deconstruct historical, widely accepted definitions of experimental design, most notably from Ronald Fisher [16] and the American Psychological Association (APA) [1]. Simultaneously, we sample and iterate on representations of experiments from three recently published HCI papers. Through this process, our insight is to define common operations in experimental design (e.g., counter-balance) using linear and relational algebras (Section 4). Developing the grammar reveals surprises, including a contradiction between Ronald Fisher’s original definition and the APA’s definition of Latin squares, both of which permeate scientific education and research (section 4.4).

We instantiate this grammar in P_Lanet, a domain specific language. P_Lanet deconstructs assignment into three stages: (i) identification of experimental units (e.g., participants) using relational tables, (ii) construction of condition (and task) sequences (“experimental plans”) using a system of constraints, and (iii) mapping experimental plans to units (“assignment plans”) by joining a table of units to a table of plans. P_Lanet takes as input a high-level program using constraints and then generates a table containing the assignment plans.

To assess the expressivity of P_Lanet (Section 5), we sample ACM UIST and CHI proceedings from the past two years to collect a landscape sample of twelve canonical and highly complex experiments (from twelve different papers).

Then, two researchers author P_Lanet programs for each, discussing and resolving any differences. Of the 12 experiments, researchers are able to express 11 completely and one partially. These examples show that by leveraging composable constraints, P_Lanet facilitates precise representation and principled exploration of alternatives to experimental designs. This paper makes the following contributions:

- a grammar of experimental assignment using linear and relational algebras (Section 4),
- P_Lanet, a domain-specific language implementing this grammar via an SMT solver and SQL queries (Section 5), and
- an evaluation demonstrating P_Lanet’s expressivity for a broad range of papers found in a sample of recent HCI publications (Section 6).

*Work done at the University of Massachusetts Amherst.

2 Background and Related Work

PLanet uses the theory of experiments to extend existing systems for automating the planning and representation of experimental designs. This paper focuses on expressing designs for user studies and grounds its theory using canonical experimental designs.

Our work incorporates prior work on experimental design theory and contributes to HCI research on tools for designing studies and domain-specific languages for data science.

2.1 Experimental Design

Ronald Fisher is widely regarded as the pioneer of modern experimental design. In *The Design of Experiments*, Fisher emphasizes the importance of randomization, replication, and control as a way to assess (causal) relationships of interest [16]. Indeed, his development of the Latin square originated in agricultural experiments on plots of land, where a plot was subdivided in smaller plots, each of which was exposed to different natural (e.g., wind, sun) and experimental (e.g., fertilizer, plant type) interventions.

Building on Fisher’s foundational work, Campbell and Stanley [6] and Cook and Campbell [8] further characterize experimental rigor as depending on three distinct but interrelated components: *assignment*, *sampling*, and *measurement*. These dimensions support, respectively, the validity of observations, the generalizability of findings, and the identification of causal effects.

We adopt Campbell and Stanley’s framework for three reasons: the framework (1) provides a separation of concerns for the complex domain of experimental design; (2) encapsulates design details common across multiple disciplines, pointing the way for our DSL to generalize beyond HCI; and (3) relates closely to a widely adopted theory of scientific validity. Specifically, Shadish, Cook, and Campbell [35] define scientific validity as consisting of internal, external, construct, and statistical-conclusion validity. In this work, we focus on defining a grammar for assignment. While complete checks of validity are out-of-scope for this work, we demonstrate how this grammar enables new insights into experimental design choices and possible alternatives, a step towards greater understanding of experimental designs and developing automatic checks of scientific validity. We plan to address sampling, measurement, and overlapping concerns in the future (Section 8).

Since Fisher, disciplines, such as psychology and HCI, have adopted discipline-specific principles and practices for carrying out experiments. For example, the American Psychological Association (APA) has provided operational definitions [1] of concepts from Fisher, including the Latin square. However, the APA definition diverges from Fisher’s original definition. The discrepancy matters because researchers may implement a “Latin square” design that lacks the statistical control properties assumed in Fisher’s original formulation, leading to invalid inferences about causal effects [16]. Indeed, this fact does not seem widely known or taught. Despite our collective years of experimental experience, we did not realize the gap until we developed this grammar, further illustrating its benefits. We discuss this observation and others like it in greater detail in section 4.4.

Experimental design is a systematic procedure for planning the three phases of an experiment: assignment, sampling, measurement. Our research focuses on the assignment protocol, which defines

possible experimental conditions and how they should be assigned to a sample of units, allowing for reproducible results. In most HCI studies, experimental units are human participants.

Statistical literature formally defines the requirements of an experimental design as avoiding biases, minimizing random errors, and supporting estimation of magnitude of random errors. However, it is important not to use an “unnecessarily high level of precision” [9]. The importance of factors that may contribute to random error relies on the researcher’s domain assumptions. It is not feasible to control for every confounding factor in the world. Researchers must be precise when placing practical constraints on their designs.

The same authors define the terms of balance and orthogonality to assess an experimental design. The notion of balancing relates to the occurrence of treatments in different blocks relating to the experimental unit. Orthogonality connects the design to the statistical model by representing the design as an information matrix. These patterns reflect a fundamental connection between experimental design and mathematics, specifically combinatorics and linear algebra.

Modern statistics textbooks and online resources define common design principles and canonical designs such as factorial designs, Latin square, within-subjects, counterbalancing, and cluster assignment [29, 43]. However, some designs used in practice use more complex design structures. In these instances, it is important to understand the implications of their design on the experiment’s validity. We found statistics literature on Kronecker designs, which gives a systematic method for partial counterbalancing based on linear algebra. The authors of *On the Application of Kronecker Product Matrices to Statistical Designs* define statistical designs as the arrangement of treatments “in such a way that some prescribed combinatorial conditions are fulfilled” [48]. The authors map designs to incidence matrices and derive mathematical properties of the incidence matrix. We use this paper as the foundation for representing an experimental design mathematically. The paper analyzes Kronecker-product designs. By grounding PLanet in linear algebra principles, researchers can express complex designs using well-formed, systematic operations.

2.2 Tools for Designing Studies

Several DSLs [3, 37], software packages [4, 40], and standalone applications [15, 27] specialize in experiment design. A primary focus is to provide researchers low-level control over trial-level and randomization details. For example, JsPsych [11] gives researchers fine-grained control over the design and presentation of stimuli for online experiments. At an intermediate level of abstraction, Touchstone [27] is a tool for designing and launching online experiments. It also refers users to R and JMP for data analysis but does not help users author an appropriate statistical model. Touchstone2 [15] helps researchers design counterbalanced experiments based on statistical power. PLanet focuses on helping researchers explore alternative designs based on assumptions they make about the ordering of conditions, whereas Touchstone2’s emphasis on power analysis helps researchers minimize the number of participants in a study.

At a high level of abstraction, *edibble* [40] helps researchers plan their data-collection schemes. *edibble* is presented as a “grammar of study design” that focuses users on their experimental manipulations in relation to specific units (e.g., participants, students, schools), the frequency and distribution of conditions (e.g., within-subjects vs. between-subjects), and measures to collect (e.g., age, grade, location). The inputs of the program are the experiment variables in a study and the units. Based on relationships between units, groups of units, and the experiment variables, *edibble* outputs a table to aid researchers during data collection, enabling researchers to plan multifactorial experiments with hierarchical unit structures. *edibble* helps researchers design complex experiments with cluster assignment procedures. PPlanet supports simple methods of cluster assignment but does not allow researchers to place different constraints on subunits and units. *edibble* only allows for traditional within-subjects and between-subjects designs.

Also at a high level, *Tisane*’s DSL provides constructs for specifying conceptual relationships and data-collection constructs (e.g., for nesting units within each other) [25]. However, the focus is on using the expressed conceptual and data-measurement relationships to infer a statistical model. PPlanet has a different goal. PPlanet is focused on making design decisions explicit. *Tisane* does not capture how observations are assigned, how conditions are distributed across units, or why units are clustered.

Sweetpea is a Python library designed to help researchers “describe their desired experiment as a set of factors and constraints” [30]. The constraints on designs in *Sweetpea* relate to derived factors of the primary factors in a design based on relationships between multiple variables. For example, given two variables, word and color, the combination of values of the two variables are congruent if the word is equal to the name of the color. PPlanet differs from *Sweetpea* because users place constraints on a design based on the relationship between possible orders of conditions with other orders of conditions in the experiment. The constraints introduced in *Sweetpea* are orthogonal to the constraints supported by PPlanet. Furthermore, *Sweetpea* emphasizes the use of advanced sampling techniques for multifactorial designs, while PPlanet focuses on planning an experiment with the goal of reproducibility. In our discussion section, we address how computational techniques used to sample possible designs in *Sweetpea* could improve PPlanet.

PlanAnalyzer [42] detects internal-validity issues for experiments expressed in the *PlanOut* programming language. Developers can use *PlanOut* to define online field experiments by defining the variables involved and number of users. *PlanOut* supports multifactorial experiments but does not allow users to specify within-subjects, counterbalanced designs. Additionally, *PlanOut*’s emphasis is on conducting large-scale online experiments and does not formalize experimental constructs.

2.3 Domain-Specific Languages in HCI

The development of domain-specific languages (DSLs) is an active approach to research in HCI. DSLs capture the essence of domains (e.g., experimental assignment). They serve multiple possible end users: those who program directly in the languages and those who use the languages as “backends” of interactive systems. Most related to this work are the DSLs that HCI researchers have developed for

other data-related tasks, including data visualization (e.g., Vega, Vega-lite [34]), analytical-hypothesis expression [38], and statistical analysis [22, 24, 25]. In this paper, we emphasize the development of a grammar of experimental assignment because it forms the basis of the PPlanet language. Importantly, we view PPlanet as just one possible instantiation (or “interface”) of the grammar.

3 Motivating Example

Consider the following experiment from a paper [47] published at UIST 2023. We first summarize it and discuss challenges motivating our research.

3.1 Summary

The authors develop and evaluate “Formula Formatting Language” (FFL), a markup language that provides CSS-like syntax for coloring and labeling math equations.

Task 1			Task 2			Task 3			Task 4		
FFL	1	creation	LaTeX	2	creation	FFL	1	editing	LaTeX	2	editing
FFL	2	creation	LaTeX	1	creation	FFL	2	editing	LaTeX	1	editing
LaTeX	1	creation	FFL	2	creation	LaTeX	1	editing	FFL	2	editing
LaTeX	2	creation	FFL	1	creation	LaTeX	2	editing	FFL	1	editing

Table 1: Table of possible experimental plans. The table is adapted from FFL: A Language and Live Runtime for Styling and Labeling Typeset Math Formulas [47]. The different colors reflect the different conditions of variables, showing the patterns in the selected designs. Yellow and green colors represent task type (creation or editing), shades of blue represent the interface (FFL or \LaTeX), and shades of pink represent the task number (1 or 2). Notice (i) Creation tasks always appear before editing tasks. (ii) The interface and number occur in each column and row the same number of times.

The authors believe that readability is necessary for success with stylizing math equations. So, the authors design FFL with readability as a key concern and hypothesize that FFL’s readability will lead to more success with styling math equations as compared to plain \LaTeX . To assess their hypothesis, the authors conduct a within-subjects study: “Participants completed four timed tasks, in two pairs. The first pair of tasks was C1 and C2, which were ‘creation’ tasks. [...] The second pair of tasks was E1 and E2, which were ‘editing’ tasks. [...]”. Within each pair of tasks, participants completed one task with FFL and one task with the \LaTeX baseline. Within pairs, tasks were designed to be as similar to each other in difficulty as possible. Participants were randomly assigned interface and task order and experienced both interfaces in the same order within each task. Table 1 summarizes the sequence of task and interface conditions shown to participants.

3.1.1 Open Questions. This experimental design leaves a number of open questions that motivate our research.

There are two key decisions that are easy to overlook. (i) Creation tasks always precede editing tasks. A rationale is not provided. Another design choice could have been to counterbalance creation and editing tasks, but this change would double the number of possible sequences of conditions. (ii) Within each condition, the authors counterbalance the task number and interface independently of each other, meaning that every unit experiences every interface

and every task but not every combination of task and interface. As a result, the authors can reduce the number of trials a participant completes.

The authors make assumptions about the interactions between the three variables, allowing them to prune the space of all possible experiment plans. To make this aspect concrete: there are eight total experimental conditions based on the three variables assigned to users. If the authors used a fully counterbalanced design, there would be $8! = 40,320$ experiment plans. Clearly, the authors explored designs based on practical considerations.

Unfortunately, this complicated design is difficult to articulate. This paper uses a table to help readers visualize their study design, suggesting that (i) the HCI community lacks a language for expressing complex experimental designs, and (ii) designs can be expressed visually and help disambiguate convoluted research studies.

4 Grammar of Experimental Assignment

4.1 Design Process

The grammar is the result of an iterative design process. We focused on distilling examples into shared, composable nouns and verbs. We began representing definitions and examples found in Ronald Fisher’s *The Design of Experiments* [16]. Then, we expanded our initial grammar to incorporate definitions from the American Psychological Association (APA) [1]. At this point, we observed a contradiction between Fisher’s and the APA’s definitions of Latin square (see section 4.4). To further ground the design of the grammar to a domain the authors are familiar with, we handpicked example experiments from recent ACM UIST and CSCW proceedings that challenged our assumptions and definitions of randomization [19] and of experimental-unit construction [20]. This process ensured we were grounded in the theory of experimental design as well as oriented towards its application in the HCI research community.

4.2 Concepts

There are six core concepts involved in an experimental assignment.

Units. The unit is an entity the experimenter wants to make inferences about after observing the effect of an intervention. The experimental unit is the smallest unit that can be randomly assigned a condition. Often, units are individual participants. Clusters are units consisting of subunits. For example, Raphaël et al. [20] construct groups of three participants, and the groups are assigned conditions. In this example, the clusters (groups) consist of subunits (participants).

Condition. An experimental condition is the assigned value to a set of experimental variables involved in the study. A unit is assigned exactly one condition at a given point in time.

Variables. Experimental variables are the independent variables the experimenter manipulates or controls in a study. In the context of an experiment, a variable is either manipulated to be “between-subjects” or “within-subjects.” A variable is between-subjects if a unit is assigned only one condition, or possible value, of the variable (e.g., system or baseline). A variable is within-subjects if a unit is assigned two or more different conditions of the variable

(e.g., system and baseline). An experimental variable consists of one or more conditions.

Trial. A trial in an experiment is an isolated instance of an experimental condition at a given point in time. Units may complete one or more trials.

Experiment Plan. An experimental plan is a sequence of trials to which a unit can be assigned.

Design. A design specifies (i) units involved in the experiment, (ii) all possible plans included in the study, and (iii) how the possible plans are assigned to units. Importantly, the dependent, or outcome, variable is not included in a design.

4.3 Operators

As we iterated on the operators (verbs) “acting” on the concepts (nouns), we realized it is not possible to decouple completely the verbs from a data structure representing assignments. Ideally, the representation should make clear the connection from a single plan to every other plan. For example, common requirements in experimental designs are that each plan should be unique or that across all plans the number of times a condition appears first should be the same for all conditions. Therefore, we adopt a matrix representation, which aligns most closely with Fisher’s original definitions. The matrix representation also has the advantage of clarifying how some assignment operators are algebraic operations.

Counterbalance. A common design choice to account for carry-over effects in experiments is counterbalancing. In the motivating example, the interface order alternates between FFL and \LaTeX . At its core, counterbalancing is a requirement, or constraint, that each condition of an experimental variable is observed an equal number of times for each trial number across all plans. Counterbalancing a between-subjects variable ensures an equal number of units are assigned to each condition of the between-subject variable. Counterbalancing a within-subjects variable ensures an equal number of units are assigned to each condition for every time interval in a sequence of orders.

Cross. Another common design approach is to superimpose one set of trials on top of another. In the motivating example, notice how the first two trials always have creation tasks and the last two trials always have editing tasks. Also, notice that the task number (i.e., 1 or 2) is always alternating. To obtain the trial sequence the authors used, we must superimpose task number on top of task type. Cross superimposes every plan in a design with every plan in a second design. The result is equivalent to taking the Hadamard product [18] of every combination of rows in both design matrices, treating element-wise multiplication as the combination of conditions.

Nest. One characteristic of designs with multiple manipulated independent variables, such as the motivating example, is that there are trials with conditions (e.g., task type) “containing” other conditions (e.g., interface). For example, the “outer” independent variable is the type of task, creation or editing. The creation and editing tasks each contain conditions of the “inner” independent variable interface: FFL or \LaTeX . Inside each “block” of creation or editing tasks, each participant sees *both* interfaces. In other words,

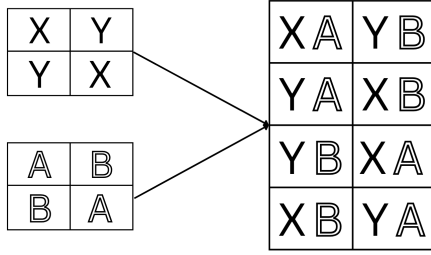


Figure 1: The result of crossing two Latin squares. Each row in one design is superimposed with every row of another design. Notice that every row contains every condition of each variable but not every condition of the combination of variables. Concretely, X, Y, A, and B appear in the first row, but not XA, XB, YA, and YB.

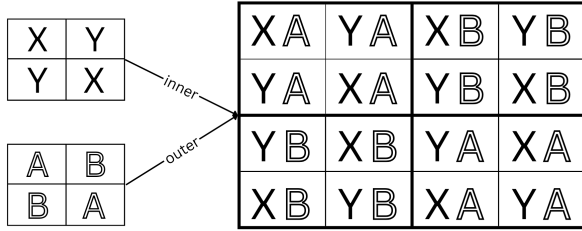


Figure 2: The result of nesting two Latin squares. Notice that there are four blocks in this example. A block is a submatrix the same size as the inner design matrix. Each block is a trial in the outer design. Within each block, the outer condition is the same. The same constraints are applied to the inner design are applied to each block.

every trial of the inner design is nested within trials of the outer design. Nest maps directly to *Kronecker product*, where the element-wise multiplication is the combination of conditions.

Definition 4.1 (Kronecker product [14]). Let A be an $n \times m$ matrix and B a $k \times p$ matrix. The Kronecker product between A and B is the $kn \times mp$ block matrix

$$A \otimes B = \begin{bmatrix} A_{11}B & \cdots & A_{1m}B \\ \vdots & \ddots & \vdots \\ A_{n1}B & \cdots & A_{nm}B \end{bmatrix}$$

Start with. There may be dependencies between conditions that require a specific condition always to precede others. Specifying that plans must start with a specific condition makes these dependencies explicit.

Limit plans. Researchers often restrict the number of possible plans in an experiment. For the motivating example, a degree-three Latin square is a counterbalanced design with a limit of three plans. Limiting plans alters the shape of the design matrix.

```

AssignExp → assign(UnitExp, DesignExp)
VariableExp → Variable(str, str[])
              | multifact(VariableExp[])
UnitExp → Units(int)
          | Clusters(int, UnitExp)
DesignExp → Design()
            | DesignExp.DesignMethod
            | nest(DesignExp, DesignExp)
            | cross(DesignExp, DesignExp)
DesignMethod → counterbalance(VariableExp)
              | between_subjects(VariableExp)
              | within_subjects(VariableExp)
              | limit_plans(int)
              | num_trials(int)
              | start_with(VariableExp, str)
    
```

Figure 3: A formal grammar for defining experimental assignment (Section 5).

4.4 Notable Insights from Formalizing the Grammar

Defining this grammar revealed surprising details and subtle, often implicit, assumptions about experimental designs.

4.4.1 Discrepancy between Fisher’s and the APA’s definitions of Latin squares. Formalizing our grammar surfaced a discrepancy between the APA’s and Fisher’s definitions of Latin squares, revealing implicit assumptions about experimental units and enabling a more general understanding of Latin square designs.

Definition 4.2. The APA Dictionary of Psychology defines a Latin square as: “a type of within-subjects design in which treatments, denoted by Latin letters, are administered in sequences that are systematically varied such that each treatment occurs equally often in each position of the sequence (first, second, third, etc.). The number of treatments administered must be the same as the number of groups or individual participants receiving them. [1]”

Definition 4.3. Fisher, by contrast, defines a Latin square as “an $n \times n$ matrix such that each experimental treatment appears exactly once in each column and exactly once in each row, allowing for two blocking factors.” These designs were originally developed for agricultural experiments to control for two sources of nuisance variability: row and column effects [16].

In Fisher’s formulation, the experimental unit is the plot of land defined by a unique row–column pair. Each unit receives exactly

one treatment, and row and column positions serve as blocking variables. Fisher writes, “in an agricultural field experiment, the plot of land on which a treatment is applied is an experimental unit. In a feeding experiment of animals, an animal is an experimental unit” [16].

In contrast, the APA frames Latin squares as within-subjects designs, implying that each participant (the unit) experiences all conditions in a counterbalanced order. Hence the contradiction: in Fisher’s definition, each unit receives a single treatment; while in the APA’s, each unit receives multiple treatments. Resolving this contradiction requires clarifying what constitutes an experimental unit.

If we assume that within-subjects designs implicitly block on time, then each unit is not just the participant but the participant at a specific time point at which the condition is administered. This framing aligns with Fisher’s idea of blocking on orthogonal factors (e.g., row and column) and allows us to reconcile the two definitions. In psychology (and HCI), the experimental unit can be defined as participant \times time, with participant and trial order as blocking factors.

This insight, which only surfaced through formalization, clarifies why Latin squares are useful in experimental design: they systematically distribute treatments across two blocking variables, whether spatial (as in agriculture) or temporal (as in psychology). Moreover, it highlights the risk of misidentifying the experimental unit, which can lead to inappropriate statistical analyses or flawed counterbalancing. Formalizing this construct in PPlanet helped us generalize Latin squares as a special case of blocked assignment, supporting clearer reasoning about design structure and validity.

4.4.2 Kronecker designs as a pattern in HCI papers. To inform the design of PPlanet, we examined papers with complex and seemingly unrelated experimental designs, looking for underlying structural patterns. Nesting emerged as a common design strategy, which we formalized using the Kronecker product, which led us to rediscover early statistical work on Kronecker-based designs from the early 20th century [48]. We interpret this connection not only as a theoretical foundation validating our choice of operators but also as evidence that our grammar can help researchers identify and explore valid-yet-underutilized designs, even extending beyond what is typically covered in canonical experimental-design literature.

4.4.3 Nesting Latin squares results in a Latin square. In exploring complex experimental designs with nested structure, we found that nesting two Latin squares yields a Latin square over the combined variable values. Further, the nested Latin squares form a strict subset of all possible Latin squares.

This insight, revealed through formalization in PPlanet, helps explain why researchers often favor nested designs: they preserve the order-balancing properties of Latin squares while constraining the design space based on practical assumptions about variable interactions. For example, Matviienko et al. write, “We wanted to avoid the situation in which participants had to switch between the same setups multiple times during the experiment to save time and facilitate convenience” [28]. Their design keeps trials grouped by setup (a nested variable), while still counterbalancing across combinations with another variable, control level. Using PPlanet, we validated this relationship by exhaustively generating all Latin

```

1 task_number = ExperimentVariable(
2     name = "task_number",
3     options = ["1", "2"]
4 )
5
6 task_type = ExperimentVariable(
7     name = "task_type",
8     options = ["creation", "editing"]
9 )
10
11 interface = ExperimentVariable(
12     name = "interface",
13     options = ["ffl", "latex"]
14 )
15 participants = Units(28)
16
17 task_type_design = (
18     Design()
19         .within_subjects(task_type)
20         .start_with(task_type, "creation")
21 )
22
23 task_number_design = (
24     Design()
25         .within_subjects(task_number)
26         .counterbalance(task_number)
27 )
28
29 interface_design = (
30     Design()
31         .within_subjects(interface)
32         .counterbalance(interface)
33 )
34
35 crossed_design = cross(task_number_design,
36                         interface_design)
37
38 design = nest(task_type_design, crossed_design)
39 assign(participants, design)

```

Listing 1: Sample PPlanet program to construct the design described in Section 3. Participants always see creation tasks before editing tasks. Task number and interface are crossed, meaning each participant sees every task number and every interface but not every combination of task number and interface. This rule holds for both task types: creation and editing. As a result, the trials with task number and interface are nested in the task type. PPlanet is implemented in Python with a fluent interface style.

squares and all nested designs over the same variables, confirming that the set of nested designs is a strict subset of the full Latin square. This example demonstrates how a formal grammar of experimental design reveals latent structure and assumptions in real-world experiments.

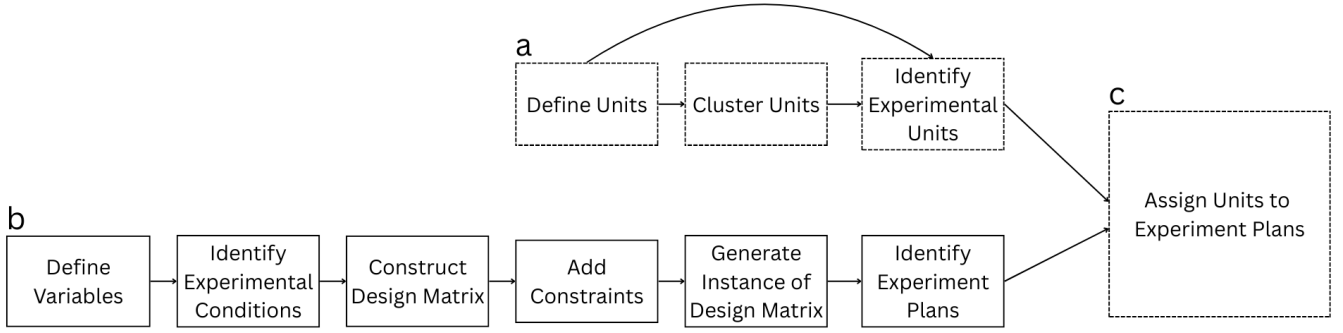


Figure 4: Overview of the three-part process of assignment. The three phases are (a) identifying units, (b) constructing a set of plans, and (c) assigning units to plans. The boxes with a dashed outline are system components that generate SQL queries. Solid boxes are system components for constructing viable plans, which is handled by an SMT solver.

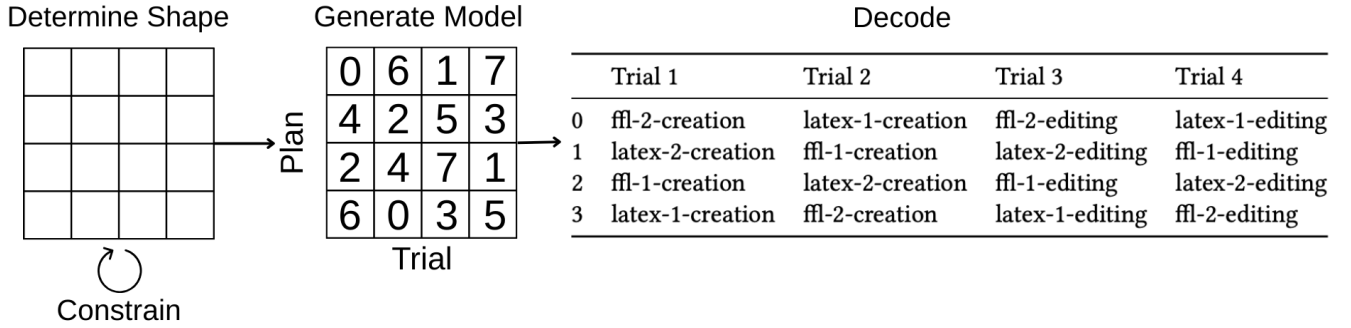


Figure 5: Process of generating viable experimental plans. First, PPlanet determines the shape of the matrix. Then, PPlanet place constraints affecting what the elements of the matrix can evaluate to. Next, generate a model instance. Note that, depending on the constraints, there may be multiple models, but PPlanet only generates one. The numbers in the matrix map directly to specific values based on the set of variables involved in the experiment based on the bitvector encoding. The last step translates the matrix to a table with the experiment conditions.

5 PPlanet Domain-Specific Language

We instantiate this grammar as an object-oriented DSL, implemented as a Python library. We expect PPlanet users to be (i) researchers conducting or reproducing experiments and (ii) readers trying to understand the details of a published experiment. Listing 1 gives the example program for the motivating example.

PPlanet constructs experimental assignments in three steps: (i) instantiate experimental units, (ii) generate plausible experimental plans, and (iii) match units to plans. The PPlanet API exposes each of the steps (Figure 4).

5.1 Instantiate Experimental Units

Experimenters declare the smallest units that can be randomly assigned to a plan in an experiment. Internally, PPlanet stores units in a relational database management system. Each row represents one unit. Each unit has a unique identification number. For example,

the PPlanet program for the motivating example declares 28 units¹ (line 15, Listing 1). The result is the table shown in Figure 6. If a group of participants is the unit, the members are stored in a list in the table. PPlanet’s implementation uses DuckDB [33] for all relational tables.

5.2 Generate Plausible Experimental Plans

Experimental assignment procedures define requirements on the conditions individual experimental units see and the occurrence of conditions across units. For instance, individual units must see multiple conditions of a within-subjects experimental variable. On the other hand, individual units cannot see more than one condition of a between-subjects experimental variable. Similarly, counterbalancing requires that each condition appears (i) the same number of times across trials for each unit and (ii) the same number of times across all units for each trial.

¹The original study uses 27 units. The PPlanet program uses an additional participant to enforce even partitioning of units to experimental plans. This is addressed further in section 5.3

Furthermore, these requirements may be composed. Our grammar makes explicit two common ways that requirements are composed: through the cross and nest operators. *cross* specifies that the constraints of two Designs are applied to *all* trials of a new Design. For instance, in the motivating example, we cross a counterbalanced design of task numbers with a counterbalanced design of interface (line 35, Listing 1). The result is a new design where task number and interface are counterbalanced independently of each other. The total number of experimental plans is the product of the number of plans in each subdesign. *nest* specifies how to apply the constraints of two Designs to *subsets* of trials (line 38, Listing 1). (See Section 4 for more detail.) In the motivating example, we nest the crossed design in the task-type design (line 38, Listing 1).

5.2.1 Encoding requirements as logical constraints P_{Planet} formulates experimental-plan generation as a constraint-satisfaction problem. To do so, we face three technical challenges: (i) defining the core operations as constraints over matrices, (ii) solving these constraints efficiently to generate experiment plans, and (iii) reasoning over both individual experimental variables and their combinations.

Defining operators as logical expressions. The first challenge is to define the operations in the grammar as constraints over matrices.

A key insight is that counterbalance is the most important operator because it is the main component of experimental designs that enforce an even distribution of conditions. P_{Planet} defines counterbalancing as the logical conjunction of two constraints: (i) each possible condition of the counterbalanced experimental variable appears in each row of the matrix, and (ii) each possible condition appears the same number of times in each column. Counterbalancing is applied uniformly across different designs such as Latin squares and fully counterbalanced designs.

The cross and nest operators direct the application of counterbalancing on specific elements of a matrix. For instance, cross ensures the above constraints apply to the entire matrix. nest ensures the above constraints apply to elements within a precomputed range of indices. As an optimization, P_{Planet} predefines the size of the matrix based on the parameter passed to the `limit_plans` function. The `starts_with` operator introduces constraints that the values in the first column of the matrix are set to the function’s parameter.

Solving Constraints. The second challenge is efficiently solving the system of constraints. Counterbalanced designs pose a combinatorial problem. More constrained designs, such as Latin squares, reduce the search space by applying systematic rules to the counts of conditions across rows and columns.

For designs that limit the number of plans, the SMT solver prunes the search space and generates a single viable model without enumerating all possibilities. It also ensures consistent representation of logical formulas for design choices, such as counterbalancing. P_{Planet} uses Z3 [12] as its SMT solver. When the `assign` function is called, P_{Planet} verifies whether the constraints are satisfiable. If they are, Z3 generates a model that assigns conditions to trials (elements) in a design matrix.

SMT solvers are most effective for highly constrained designs, where the number of viable plans is a small fraction of the total possible plans. Such designs are common in HCI due to limited

participant availability. However, SMT solvers may struggle with less-constrained designs or those involving a large number of plans. These computational limitations reflect practical constraints, as the number of plans corresponds to the minimum number of participants required. Further discussion of these limitations is provided in Section 8.

Representing constraints in bitvectors. The third challenge is to solve a system of constraints pertaining to individual experimental variables and combinations of experimental variables. Supporting both of these cases is necessary to express a wide range of experiments involving multiple independent variables. To address this issue, we use bitvectors in Z3 to represent condition assignments compactly across all variables. Each bitvector is sized to match the exact number of possible combinations, even when the total is not a power of two. By masking specific segments, we can efficiently isolate individual variables or groups of variables and apply constraints using logical operations, enabling flexible reasoning over both single and multivariate assignments.

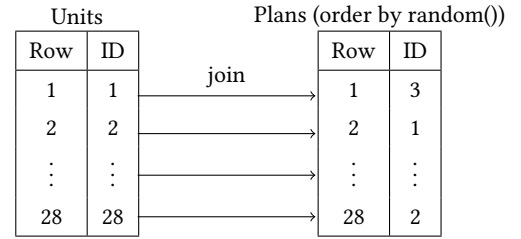


Figure 6: Joining units to experimental plans. The units and number of plans reflect the design description in Section 3. Each unit is assigned to exactly one plan based on the random ordering of plans. The plan ID may appear more than once in the experimental-plans table.

5.3 Match Units to Plans

The goal of matching is to partition units into sets, each receiving exactly one experimental plan. In the motivating example, the researchers had four unique experimental plans and assigned 27 participants to one of the four each, resulting in one condition having one fewer participants. Ensuring every unit has a uniform random chance of being assigned is essential. P_{Planet} requires that the number of participants be a multiple of the number of plans in the experiment. Therefore, we change the number of participants to 28 in Listing 1. To match units randomly, we leverage the relational database representing units.

`assign` matches units to plans based on the specification in the Design object on line 39 in Listing 1. P_{Planet} first creates a table representing the plans. The table contains a row number and a plan identification number (plan ID). The plan ID corresponds to the row index in the matrix of plausible plans. P_{Planet} shuffles the plan IDs across rows then joins on the row numbers with the unit table (Table 2).

5.4 Output Tables

The result of running a PPlanet program is a table of all possible plans (Reference example for motivating example: Table 2) and a CSV file mapping each unit to a plan. Experimenters using PPlanet can include these in their preregistrations or future publications.

To generate the final tables, PPlanet uses the pandas [41] and DuckDB [33] libraries in Python to convert the matrix of plans to a table of plans with one column per number of trials. To map units to specific plans, we join the assignment table with the design table on the condition that the plan IDs are equal.

	Trial 1	Trial 2	Trial 3	Trial 4
0	ffl-2-creation	latex-1-creation	ffl-2-editing	latex-1-editing
1	latex-2-creation	ffl-1-creation	latex-2-editing	ffl-1-editing
2	ffl-1-creation	latex-2-creation	ffl-1-editing	latex-2-editing
3	latex-1-creation	ffl-2-creation	latex-1-editing	ffl-2-editing

Table 2: Example output of a PPlanet program based on the paper described in the motivating example (Section 3).

6 Expressivity Evaluation

We evaluated the expressivity of PPlanet using a landscape sample of HCI papers published at ACM CHI and UIST in the last two years. We adapted a sampling procedure used in previously published HCI papers to collect a wide range of interface examples [5, 23, 45]. Landscape sampling, a purposive method for gathering diverse examples, suited our goal of identifying a rich range of papers and experiments.

We started by downloading the 2023 and 2024 proceedings of ACM CHI and UIST from the ACM Digital Library. We identified candidate papers if they used (1) “User study” as a CCS concept or (2) experimental design keywords in the paper’s body.

We combined synonymous keywords to create six labels. For instance, papers labeled as “within-subjects” in our dataset may also include the keyword “repeated measures.” The labels are not mutually exclusive, so some papers use multiple keywords. Labeling resulted in 837 candidate papers, as summarized in Table 3.

We identified six interesting label combinations that would help us identify experiments spanning a wide range of complexity. We sampled two papers with each of the following six combinations of labels: (i) user study with no other label, (ii) between-subjects without within-subjects, (iii) both between- and within-subjects, (iv) within-subjects with counterbalancing, (v) within-subjects without counterbalancing, and (vi) Latin-square design. The result was 12 total papers with various experimental designs.

We omitted any papers that used the labels but did not introduce any experimental manipulations (e.g., observational studies). In the event that there were multiple experiments reported in a paper, we focused on the first study reported.

Writing programs for sampled papers. Two researchers uninformed in the implementation of PPlanet used API documentation and experimental design definitions to write programs for the 12 papers. Each researcher was the primary author of programs for

six papers. To ensure as-close-to-accurate representation of the experiments as possible, the researchers consulted the published papers and any available supplemental material. Afterwards, the researchers reviewed each other’s work and discussed any alternatives and discrepancies until they reached agreement².

This process had the benefits of (i) validating that multiple researchers could use PPlanet, (ii) deepening understanding of the published experiments to document ambiguities and plausible alternatives, and (iii) identifying ways to improve the syntax and semantics of PPlanet.

6.1 Overall Results

PPPlanet could fully express 11 out of 12 papers (Table 6.1). Across the 12 programs, the researchers used every operator except for `starts_with`. Table 6.1 summarizes the overall expressivity results by label. One paper could not be expressed in PPlanet, as explained in section 6.5.

Overall, two observations surprised us. Jungu et al. [21] described their assignment procedures as counterbalanced without further specifications or constraints. The paper assigned each participant twelve total conditions, meaning there would be $12! = 479,001,600$ possible conditions in a fully counterbalanced design. Clearly, the researchers did not recruit millions of participants. Instead, the researchers recruited 12 participants. In this case, we used the number of participants as evidence of the authors using a Latin square even if this choice was not explicitly stated.

Second, we found a potential flaw in a published experiment [2]. While we were able to represent the experiment in a PPlanet program, the program issued a warning. Upon further inspection, we found that the authors described a counterbalanced design, but there were an uneven number of participants assigned to each sequence of conditions. We fixed the issue in our program by changing the number of participants from 51 to 60. The discrepancy in participants was likely due to practical constraints like access to participants.

Next, we discuss in detail three papers from our sample to more concretely illustrate the expressivity of PPlanet. All example programs are included as supplemental material.

6.2 Seated-WIP: Enabling Walking-in-Place Locomotion for Stationary Chairs in Confined Spaces (CHI 2024)

Chan et al. [7] proposed a VR device designed for use in confined spaces (e.g., while seated) to simulate walking. They evaluated the device in terms of how effectively it embodied the sensation of walking and how much physical effort it required. The study included two experimental variables, each with three levels: footstep mode and posture mode. These factors resulted in nine distinct device configurations.

The researchers used a “Latin square” [7] design to balance the condition assignment across participants. There were 18 participants in the study, exactly double the number of trials, suggesting that exactly two participants were assigned to each experimental

²Our approach can be viewed as an adaptation of a qualitative coding procedure with multiple coders. Instead of coding text with a codebook, the researchers wrote programs with documentation for PPlanet.

Table 3: Papers with relevant experimental design keywords. The percentage is based on the total number of papers with relevant keywords. The final column indicates the percentage of all papers with relevant keywords from all papers in the conference proceedings. The labels are not mutually exclusive.

	user study	within subjects	between subjects	Latin square	balanced Latin square	counterbalance	total papers
CHI	161 (21.32%)	471 (62.38%)	254 (33.64%)	107 (14.17%)	28 (3.71%)	294 (38.94%)	755 (32.70%)
UIST	11 (10.89%)	78 (77.23%)	9 (8.91%)	20 (19.80%)	5 (4.95%)	64 (63.37%)	101 (47.64%)

```

1 footstep = ExperimentVariable(
2     name = "footstep",
3     options = ["fore", "rear", "full"]
4 )
5
6 posture = ExperimentVariable(
7     name = "posture",
8     options = ["straight", "back", "desk"]
9 )
10 multi = multifact([footstep, posture])
11
12 participants = Units(18)
13
14 des = (
15     Design()
16     .within_subjects(multi)
17     .counterbalance(multi)
18     .limit_groups(len(multi))
19 )
20
21 assignment = assign(participants, des)

```

Listing 2: Planet program defining assignment procedure in Seated-WIP: Enabling Walking-in-Place Locomotion for Stationary Chairs in Confined Spaces

plan. The authors likely did not use full counterbalancing because it would have resulted in $9! = 362,880$ different experimental plans. The Planet program made it explicit that the Latin square was a counterbalanced design with restrictions on the number of plans.

6.3 ARTiST: Automated Text Simplification for Task Guidance in Augmented Reality (CHI 2024)

Wu et al. [46] proposed an automatic text-simplification tool to assist users when navigating virtual environments. The authors evaluated how well ARTiST guides users through physical AR tasks compared to a baseline system. There were two experimental variables: task and interface. These two variables resulted in four possible conditions.

The authors did not use terminology like counterbalancing when describing their design, although the description reflected properties of counterbalancing described in Section 4. The experimental plans were determined using a “pre-generated table to alternate the order of all trials.” They constructed a table to ensure “each

```

1 '''ARTiST'''
2 # study 1
3 task = ExperimentVariable(
4     name = "task",
5     options = ["coffee", "room"]
6 )
7 interface = ExperimentVariable(
8     name = "interface",
9     options = ["ARTiST", "baseline"]
10 )
11
12 participants = Units(16)
13
14 task_des = (
15     Design()
16     .within_subjects(task)
17     .counterbalance(task)
18 )
19 condition_des = (
20     Design()
21     .within_subjects(interface)
22     .counterbalance(interface)
23 )
24
25 cross_design = cross(task_des, condition_des)
26 assign(participants, cross_design)

```

Listing 3: Planet program defining assignment procedure in ARTiST: Automated Text Simplification for Task Guidance in Augmented Reality

participant would perform one subtask with the baseline condition and the other subtask with the simplified condition.” As a result, “all conditions and subtasks were evaluated an equal number of times.”

This arrangement was a special case where the two variables were counterbalanced independently. In other words, each participant saw every condition of both variables but not every combination of conditions. Experimental design literature did not offer precise vocabulary to express the design. Planet helped bridge this gap by allowing researchers to compose subdesigns with canonical properties to form complicated structures with multiple variables. Specifically, cross was a useful operation when exposure to every condition was important but the interaction between variables was not.

Table 4: The 12 sampled papers and a description of their assignment procedures.

The 11 papers PLANet could express are indicated with ✓, while the one paper PLANet could partially express is indicated with ✗. We do not include descriptions of sampling or measurement procedures.

PAPER TITLE	VENUE	SCRAPED KEYWORDS	ADJUSTED KEYWORDS	ASSIGNMENT DESCRIPTION	
Silver-Tongued and Sundry: Exploring Intersectional Pronouns with ChatGPT [17]	CHI 2024	User Study	User study, Within-subjects	Each participant (n=201) is assigned 10 Japanese pronouns in a random order. Japanese pronoun is a within-subjects factor that is not counterbalanced across participants. Region is a between-subjects variable in the statistical model but is not included in the program because it is not randomly assigned.	✓
Skinergy: Machine-Embroidered Silicone-Textile Composites as On-Skin Self-Powered Input Sensors [49]	UIST 2023	User Study	User study, Within-subjects	Each participant is assigned a random order of eleven distinct gestures. Gesture is a within-subjects variable and is not counterbalanced across participants.	✓
When Recommender Systems Snoop into Social Media, Users Trust them Less for Health Advice [39]	CHI 2023	Between-subjects, not mixed	User study, Between-subjects	Each participant (n=341) is randomly assigned one of twelve conditions based on six personalization types and user choice as a Boolean value. Personalization type and user choice are between-subjects variables.	✓
Understanding Perception of Human Augmentation: A Mixed-Method Study [44]	CHI 2023	Between-subjects, not mixed	User study, Between-subjects	Every participant (n = 506) is randomly assigned one augmentation type (sensory, motor, or cognitive) and one augmented avatar condition (disability or no disability).	✓
OK Google, Let’s Learn: Using Voice User Interfaces for Informal Self-Regulated Learning of Health Topics among Younger and Older Adults [13]	CHI 2023	Between-subjects, mixed	User study, Counterbalanced, Within-subjects	Participants (n=51) are assigned three learning strategies. Learning strategy is a within-subjects variable counterbalanced across participants. Task is a randomly assigned within-subjects variable. Each participant observes two of six tasks under each learning strategy.	✗
Don’t Just Tell Me, Ask Me: AI Systems that Intelligently Frame Explanations as Questions Improve Human Logical Discernment Accuracy over Causal AI explanations [10]	CHI 2023	Between-subjects, mixed	User study, Within-subjects and Between-subjects (mixed)	Each participant (n=204) is assigned one of the following intervention types: Control, Causal AI Explanation, and AI Framed Questioning. The researcher randomly assigns 10 of 40 possible statements, which are labeled as either valid or invalid. The intervention type and statements are not counterbalanced across participants.	✓
Seated-WIP: Enabling Walking-in-Place Locomotion for Stationary Chairs in Confined Spaces [7]	CHI 2024	Latin square	User study, Counterbalanced, Within-subjects, Latin square	Each participant (n=18) is assigned one of nine conditions based on three footstep patterns and three posture modes. Footstep and posture are counterbalanced across individuals using a Latin square, meaning the number of possible orders is equivalent to the number of conditions (9).	✓
Sweating the Details: Emotion Recognition and the Influence of Physical Exertion in Virtual Reality Exergaming [32]	CHI 2024	Balanced Latin square	User study, Counterbalanced, Balanced Latin square, Within-subjects, Nesting	Each participant (n=72) is assigned one of twelve conditions based on four emotions (happiness, sadness, stress, calmness) and three exercise intensity levels (low, medium, high). Participants experienced all four emotions VEs (happiness, sadness, stress, calmness) under each intensity level, suggesting a nested structure.	✓
Rambler: Supporting Writing With Speech via LLM-Assisted Gist Manipulation [26]	CHI 2024	Within-subjects, Counterbalanced	User study, Counterbalanced, Within-subjects	Participants (N=12) used both Rambler and a baseline system in a within-subjects, counterbalanced design to create two blog posts.	✓
Shaping Compliance: Inducing Haptic Illusion of Compliance in Different Shapes with Electrotactile Grains [21]	CHI 2024	Within-subjects, Counterbalanced	User study, Counterbalanced, Within-subjects, Latin square	Each participant (n = 12) is assigned twelve conditions based on three grain levels and four electrodes. The twelve possible conditions were counterbalanced across participants. Given the number of participants, we determined the design is a Latin square.	✓
ARTiST: Automated Text Simplification for Task Guidance in Augmented Reality [46]	CHI 2024	Within-subjects, Not Counterbalanced	User study, Within-subjects, Counterbalanced, Crossed	Each participant (n=16) performed two real-world tasks (e.g., making coffee, video editing) while reading task instructions simplified by either ARTiST or a baseline. Each participant completed two trials and used a different task when observed under a different instruction interface, suggesting a crossed design.	✓
MouseRing: Always-available Touchpad Interaction with IMU Rings [36]	CHI 2024	Within-subjects, Not Counterbalanced	User study, Within-subjects	Participants (n = 12) were observed under four total input methods/configurations: TouchPad, AirMouse, MouseRing (double ring), and Mouse Ring (single ring). The order of conditions was pseudo-randomized and not counterbalanced across participants.	✓

6.4 *Sweating the Details: Emotion Recognition and the Influence of Physical Exertion in Virtual Reality Exergaming (CHI 2024)*

Potts et al. [32] investigated the relationship between physical exertion and emotion in virtual-reality environments. There were two variables of interest: exercise intensity and emotion VE. Exercise

intensity had three levels: low, medium, and high; and Emotion VE had four levels: happiness, sadness, stress, and calmness, resulting in 12 possible experimental conditions.

The authors reported using a “balanced Latin square design.” Later in the paper, they revealed additional constraints, such that each participant experienced every emotion VE under each exercise condition. More precisely, all emotion conditions were nested in

```

1 exercise_intensity = Variable(
2     "Exercise Intensity",
3     options=["low", "medium", "high"]
4 )
5 emotion_ve = Variable(
6     "Emotion VE",
7     options=["happiness", "sadness", "stress", "
8         calmness"]
9 )
10 participants = Units(72)
11
12 emotion_design = (
13     Design()
14     .within_subjects(emotion_ve)
15     .counterbalance(emotion_ve)
16 )
17 exercise_design = (
18     Design()
19     .within_subjects(exercise_intensity)
20     .counterbalance(exercise_intensity)
21 )
22 design = nest(exercise_design, emotion_design)
23
24 assign(participants, design)

```

Listing 4: PPlanet program defining assignment procedure in Sweating the Details: Emotion Recognition and the Influence of Physical Exertion in Virtual Reality Exergaming

every exercise condition. The PPlanet program for this experiment made the nesting explicit when the natural language describing their design choices was convoluted.

6.5 Challenge: Complicated Nesting Structures

Desai and Chin [13] were interested in exploring how the different learning modes of their system, Health Buddy, affected learning outcomes. The primary variable of interest in the paper was learning mode. Upon further inspection, each participant learned “six topics assigned to three modes... in a counterbalanced order (2 topics in each mode),” implying the authors used topic as a within-subjects variable.

The phrasing “2 topics in each mode” suggests a nested structure. The main distinction between this design and designs using our nest operation is that only two of six topics were nested under each learning mode, and we infer that every topic was different across all six trials for each participant. In other words, segments of one design were nested within trials of another design.

The DSL could express the assignment procedure for learning mode, the primary variable of interest. Learning mode was a within-subjects variable assigned in random order. Topic was counterbalanced with respect to each mode, but not every condition of topic appeared in each mode. PPlanet could not express this specific structure.

To incorporate this pattern into our current implementation, we imagine defining an alternative nest operation, where multiple

trials, but not every trial, are nested in a trial of another design. Alternatively, we could independently assign an order of topics and superimpose this design with an order of learning modes, similar to how researchers may combine two Latin squares into a Graeco-Latin square. Still, it was worth considering the validity of the design and whether there are other, more canonical experiments that address the same research question.

6.6 Additional Observations

6.6.1 Inherent Attributes. Desai and Chin [13] studied the effect of age group and learning mode on learning outcome. Initially, we included age in the PPlanet program because the authors describe age group as a between-subjects variable. Age group is an inherent attribute of the participant, which is something that researchers could not intervene with. Therefore, age was not randomly assigned but rather measured for their statistical analysis. We argue that this procedure relates to measurement and sampling rather than assignment. In this case, it was important for the researchers to sample an even number of young and old participants. The sampling procedure affected the outcome of their analysis because age cannot be randomly assigned.

6.6.2 User Preference. User preference can also be expressed as an attribute of a participant. In one study, Lin et al. [26] studied “the effectiveness of Rambler for supporting writing with speech.” Interface was the only randomly assigned variable, but there were multiple topics a user can use when creating a blog post. The topics were not assigned to the participant. Instead, participants picked their preferred topics. The researchers used this design to control for motivation when completing the primary task in the study (creating a blog post). The topic is a derived attribute based on the preference of a user. Preference is an inherent attribute of the user, which is outside of the scope for PPlanet.

6.6.3 Replicating Trials. There were two papers that described procedures for replicating conditions [21, 36]. For example, Shen et al. [36] assigned participants three conditions. The researchers described each condition as part of a “session,” and during each session, the participant completed three trials of that condition. A possible program describing the study introduces replications as a variable with one condition, since every condition is replicated the same number of times. We argue that replication relates to measurement rather than assignment because specifying replications does not affect the order of conditions. Additionally, the purpose of replicating conditions is often to collect (measure) more data. Therefore, we exclude replications as a variable in our primary program.

While sampling and measurement procedures relating to properties of units are out-of-scope for PPlanet, our evaluation helped distinguish the three components of experimental design [9].

7 Discussion

Our work aims to formalize experimental assignment procedures to improve experimentation and communication of research findings. The first step of this process was identifying a grammar for specifying experimental assignments (Section 4). Formalizing our grammar revealed conceptual connections that, to our knowledge,

are not well-documented (section 4.4). Then, we instantiated this grammar in PPlanet (Section 5). We demonstrated the expressivity of PPlanet using a landscape sample of recent ACM CHI and UIST proceedings (Section 6). Taken together, our observations about the grammar and expressivity of PPlanet demonstrate that PPlanet can represent not only experiments that are common in the experimental-design literature (breadth) and in HCI (depth) but also serve as a foundation for formalizing experimental design.

Researchers have yet to converge on a common, expressive language describing experimental design. Software systems like *edibble* and *Touchstone2* [15] help users express their experiments but fail to form semantic connections between possible designs. This paper contributes a minimized grammar expressing canonical experimental-assignment procedures grounded in the theory of the design of experiments [9]. Our formal representation uses linear algebra and combinatorics to map designs as abstract concepts to concrete mathematical representations. The iterative process of forming a simple grammar revealed overlooked semantic relationships between common experimental assignment (section 4.4). As a result, we better understand the structure of experimental assignment.

Furthermore, during our evaluation, we found that many study designs blur the lines between measurement, sampling, and random assignment, the three stages of experimental design defined by Campbell and Stanley [6]. For example, Desai and Chin [13] describe age as a between-subjects variable because it is a measurable characteristic of interest in the statistical model. However, age is not a variable involved in assignment.

PLanet focuses on capturing critical details for precisely describing experimental assignment. Clear communication of experimental procedures is essential for scientific reproducibility and validity [9]. *edibble* [40] outputs trial tables, which contain low-level, unit-specific details. Trial tables are helpful for planning experiments but may provide overwhelming detail to readers trying to understand the procedure. The tables that PPlanet outputs help visualize assignment plans, providing researchers and readers an unambiguous representation of the experimental assignment.

8 Limitations

While PPlanet is expressive enough to write programs describing a range of experiments found in HCI, there are three key limitations.

Partial nesting. In our evaluation, the only experiment we were unable to express had a partially nested structure [13], where multiple but not all conditions of one variable were nested within the conditions of another variable. There are two possible ways to support this kind of partial nesting. One option is to decompose the nest operator. Another is to support a new operation that assigns the two variables separately and superimposes the two designs. Superimposing may be a useful operation for other designs as well. For example, superimposing produces a Graeco-Latin square, a combination of two Latin squares described by Fisher [16].

Combinatorial explosion. Generating experimental plans is a combinatorial problem. Anecdotally, generating a fully counterbalanced design with seven conditions (5040 experimental plans) took approximately four minutes, over 70 times longer than generating a

fully counterbalanced design with six conditions (720 experimental plans). In contrast, generating a degree-10 Latin square took less than one second. PPlanet is most effective for generating designs with a limited number of plans and participants, as is typical in the HCI community. However, scaling PPlanet to handle larger designs requires further optimization.

Complete random sampling. Ensuring random assignment of experimental conditions to units is pivotal in ensuring validity of experimental results. Concretely, there are over 161,280 distinct Latin squares of order 5. PPlanet avoids uniform random sampling of models, as enumerating all possible models is infeasible. Fisher suggests that, rather than generating all Latin squares, we can permute the rows and columns to retrieve a result that is as good as random [16]. As of now, we do not employ this method, but we try to introduce randomness in the SMT solver, which is deterministic, by randomizing the seed and modifying settings on the heuristic selection approach in the Z3 SMT solver. Random sampling of SMT results is an active area of research [30], and our modular implementation of PPlanet makes it easy to introduce new methods of sampling results from the SMT solver.

9 Future Work

Our longer-term goal is to enable high-quality science and scientific discourse. PPlanet builds a foundation for reasoning about scientific experiments rigorously. This work points the way to new opportunities for enhancing scientific practice and understanding.

Further evaluating PPlanet. Finally, we anticipate that PPlanet could apply to fields beyond HCI. We are interested in evaluating PPlanet on studies published across the sciences. A first step would be to perform an expressivity evaluation similar to the one conducted here with scientific papers published in the life sciences, for example. Moreover, this paper does not evaluate PPlanet with real-world users. Given that researchers uninvolved with the development of PPlanet performed the expressivity evaluation, we have some initial evidence that PPlanet is easy to learn and use. Nevertheless, a more formal usability study would be insightful to understanding the impact of PPlanet on researchers. We are especially interested in seeing how PPlanet could aid the experimental-design procedure.

Formalize Sampling and Measurement. Our evaluation identified the need for additional constructs (e.g., replication, specification of unit attributes) to connect experimental assignment with sampling and measurement. Future work should start there to provide a complete grammar for experimental design. Our SQL-based runtime system for identifying experimental units lends itself well to this direction. For example, we could replace the units database with a database of a population. Then, a researcher using PPlanet could specify a constraint for how to query a sample from the population based on age. To make this concrete, the researcher could select 10 units from the table of units who are young than 50 and 10 units from the table of units who are older than 50. The result is a sample of 20 participants, where an equal number of participants belong to each age group.

Validating experiments. A major motivation for formalizing a grammar of experimental assignment was to be able to verify properties about experiments rigorously. In particular, we are interested in checking that an experiment’s design will be able to assess causal relationships of interest, which was Fisher’s original goal of designing experiments [16]. In the future, we would like to be able to take a causal diagram and an experiment specified in PPlanet to determine if confounders are appropriately randomized or controlled for.

Toward this aim, one future direction is to leverage PPlanet’s internal representation of designs as matrices to articulate experimental design properties (e.g., validity) as linear-algebra properties. For example, could permutation matrices help detect and reason about carry-over and order effects?

Another direction is to integrate PPlanet into recent research projects aimed at increasing scientific validity by scaffolding pre-registration [31], reasoning about statistical power trade-offs while planning experiments [15], and authoring statistical analyses using higher-level specifications [22, 24, 25]. For instance, we could imagine replacing TouchStone2’s grammar with PPlanet to support a wider range of more complex experiments.

10 Conclusion

PPlanet is a high-level, declarative language to formalize experimental assignment and improve reproducibility of scientific experiments. PPlanet implements a grammar of canonical experimental assignments, translating core concepts into logical expressions used with an SMT solver and SQL queries. PPlanet is one step towards a vision to improve validity of experiments, foster communication between researchers, and encourage scientists to explore alternative assignment procedures.

11 Availability

PPlanet’s source code and additional information are available at <https://github.com/ucla-cdl/planet-lang>.

Acknowledgments

We thank the students enrolled in CS 239: Introduction to Human-Computer Interaction for trying out and giving feedback on PPlanet, especially at 8 o’clock in the morning. We also thank members of the UCLA Computation & Discovery Lab for giving feedback on the ideas and paper throughout development.

References

- [1] [n.d.]. APA Dictionary of Psychology — dictionary.apa.org. <https://dictionary.apa.org/>. [Accessed 02-04-2025].
- [2] Nazanin Andalibi and Andrea Forte. 2023. Dying, Death, and the Afterlife in Human-Computer Interaction: A Scoping Review. In *Proceedings of the 2023 CHI Conference on Human Factors in Computing Systems*. Association for Computing Machinery, New York, NY, USA, 1–19. doi:10.1145/3544548.3581507
- [3] Eytan Bakshy, Dean Eckles, and Michael S Bernstein. 2014. Designing and deploying online field experiments. In *Proceedings of the 23rd international conference on World wide web*. ACM, 283–292.
- [4] Graeme Blair, Jasper Cooper, Alexander Coppock, and Macartan Humphreys. 2019. Declaring and diagnosing research designs. *American Political Science Review* 113, 3 (2019), 838–859.
- [5] Nathan Bos, Ann Zimmerman, Judith Olson, Jude Yew, Jason Yerkie, Erik Dahl, and Gary Olson. 2007. From shared databases to communities of practice: A taxonomy of collaboratories. *Journal of Computer-Mediated Communication* 12, 2 (2007), 652–672.
- [6] Donald T. Campbell and Julian C. Stanley. 1963. *Experimental and Quasi-Experimental Designs for Research*. Houghton Mifflin, Boston.
- [7] Liwei Chan, Tzu Wei Mi, Zung Hao Hsueh, Yi Ci Huang, and Ming Yun Hsu. 2024. Seated-WIP: Enabling Walking-in-Place Locomotion for Stationary Chairs in Confined Spaces. In *Proceedings of the 2024 CHI Conference on Human Factors in Computing Systems (CHI ’24)* (Honolulu, HI, USA). ACM. doi:10.1145/3613904.3642395
- [8] Thomas D. Cook and Donald T. Campbell. 1979. *Quasi-Experimentation: Design and Analysis Issues for Field Settings*. Houghton Mifflin, Boston.
- [9] David Roxbee Cox and Nancy Reid. 2000. *The Theory of the Design of Experiments*. CRC Press.
- [10] Valdemar Danry, Pat Pataranutaporn, Yaoli Mao, and Pattie Maes. 2023. Don’t Just Tell Me, Ask Me: AI Systems that Intelligently Frame Explanations as Questions Improve Human Logical Discernment Accuracy over Causal AI explanations. In *Proceedings of the 2023 CHI Conference on Human Factors in Computing Systems* (Hamburg, Germany) (CHI ’23). Association for Computing Machinery, New York, NY, USA, Article 352, 13 pages. doi:10.1145/3544548.3580672
- [11] Joshua R De Leeuw. 2015. jsPsych: A JavaScript library for creating behavioral experiments in a Web browser. *Behavior research methods* 47, 1 (2015), 1–12.
- [12] Leonardo De Moura and Nikolaj Bjørner. 2008. Z3: An efficient SMT solver. In *International conference on Tools and Algorithms for the Construction and Analysis of Systems*. Springer, 337–340.
- [13] Smit Desai and Jessie Chin. 2023. OK Google, Let’s Learn: Using Voice User Interfaces for Informal Self-Regulated Learning of Health Topics among Younger and Older Adults. In *Proceedings of the 2023 CHI Conference on Human Factors in Computing Systems (CHI ’23)*. ACM, 1–21. doi:10.1145/3544548.3581507
- [14] Jean-Marie Dufour and Patrick Frenkiel. 2018. *Advanced Control Design with Application to Electromechanical Systems*. Springer, Cham, Switzerland.
- [15] Alexander Eiselmayer, Chatchavan Wacharamanotham, Michel Beaudouin-Lafon, and Wendy Mackay. 2019. Touchstone2: An Interactive Environment for Exploring Trade-offs in HCI Experiment Design. (2019).
- [16] Ronald A. Fisher. 1935. *The Design of Experiments*. Oliver and Boyd, Edinburgh.
- [17] Takao Fujii, Katie Seaborn, and Madeleine Steeds. 2024. Silver-Tongued and Sundry: Exploring Intersectional Pronouns with ChatGPT. In *Proceedings of the 2024 CHI Conference on Human Factors in Computing Systems* (Honolulu, HI, USA) (CHI ’24). Association for Computing Machinery, New York, NY, USA, Article 511, 14 pages. doi:10.1145/3613904.3642303
- [18] Roger A Horn. 1990. The hadamard product. In *Proc. symp. appl. math.*, Vol. 40. 87–169.
- [19] Mina Huh, Yi-Hao Peng, and Amy Pavel. 2023. GenAssist: Making Image Generation Accessible. 1–17. doi:10.1145/3586183.3606735
- [20] Raphaël James, Anastasia Bezerianos, and Olivier Chapuis. 2023. Evaluating the Extension of Wall Displays with AR for Collaborative Work. In *Proceedings of the 2023 CHI Conference on Human Factors in Computing Systems*. ACM, 1–17. doi:10.1145/3544548.3580752
- [21] Arata Jingu, Nihar Sabnis, Paul Strohmeier, and Jürgen Steimle. 2024. Shaping Compliance: Inducing Haptic Illusion of Compliance in Different Shapes with Electrotactile Grains. In *Proceedings of the 2024 CHI Conference on Human Factors in Computing Systems*. ACM, 1–13. doi:10.1145/3613904.3641907
- [22] Eunice Jun, Maureen Daum, Jared Roesch, Sarah E Chasins, Emery D Berger, Rene Just, and Katharina Reinecke. 2019. Tea: A High-level Language and Runtime System for Automating Statistical Analysis. In *Proceedings of the 32nd Annual Symposium on User Interface Software and Technology*. ACM.
- [23] Eunice Jun, Blue A Jo, Nigini Oliveira, and Katharina Reinecke. 2018. Digestif: Promoting science communication in online experiments. *Proceedings of the ACM on Human-Computer Interaction* 2, CSCW (2018), 1–26.
- [24] Eunice Jun, Edward Misback, Jeffrey Heer, and René Just. 2024. rTisane: Externalizing conceptual models for data analysis prompts reconsideration of domain assumptions and facilitates statistical modeling. In *Proceedings of the CHI Conference on Human Factors in Computing Systems*. 1–16.
- [25] Eunice Jun, Audrey Seo, Jeffrey Heer, and René Just. 2022. Tisane: Authoring Statistical Models via Formal Reasoning from Conceptual and Data Relationships. In *Proceedings of the 2022 CHI Conference on Human Factors in Computing Systems*. 1–16.
- [26] Susan Lin, Jeremy Warner, J.D. Zamfirescu-Pereira, Matthew G Lee, Sauhard Jain, Shanqing Cai, Piyawat Lertvittayakumjorn, Michael Xuelin Huang, Shumin Zhai, Bjoern Hartmann, and Can Liu. 2024. Rambler: Supporting Writing With Speech via LLM-Assisted Gist Manipulation. In *Proceedings of the 2024 CHI Conference on Human Factors in Computing Systems* (Honolulu, HI, USA) (CHI ’24). Association for Computing Machinery, New York, NY, USA, Article 1043, 19 pages. doi:10.1145/3613904.3642217
- [27] Wendy E Mackay, Caroline Appert, Michel Beaudouin-Lafon, Olivier Chapuis, Yangzhou Du, Jean-Daniel Fekete, and Yves Guiard. 2007. Touchstone: exploratory design of experiments. In *Proceedings of the SIGCHI conference on Human factors in computing systems*. ACM, 1425–1434.
- [28] Andrii Matvienko, Hajris Hoxha, and Max Mühlhäuser. 2023. What does it mean to cycle in Virtual Reality? Exploring Cycling Fidelity and Control of VR Bicycle Simulators. In *Proceedings of the 2023 CHI Conference on Human Factors*

- in *Computing Systems (CHI '23)* (Hamburg, Germany). ACM. doi:10.1145/3544548.3581050
- [29] Douglas C. Montgomery. 2022. *Design and Analysis of Experiments* (9 ed.). John Wiley & Sons, Inc. https://www.researchgate.net/publication/362079778_Design_and_Analysis_of_Experiments_9th_Edition
- [30] Sebastian Musslick, Anastasia Cherkav, Ben Draut, Ahsan Sajjad Butt, Pierce Darragh, Vivek Srikumar, Matthew Flatt, and Jonathan D. Cohen. 2022. SweetPea: A standard language for factorial experimental design. *Behavior Research Methods* 54 (2022), 805–829. doi:10.3758/s13428-021-01598-2
- [31] Yuren Pang, Katharina Reinecke, and René Just. 2022. Apéritif: Scaffolding pre-registrations to automatically generate analysis code and methods descriptions. In *Proceedings of the 2022 CHI Conference on Human Factors in Computing Systems*. 1–15.
- [32] Dominic Potts, Zoe Broad, Tarini Sehgal, Joe Hartley, Eamonn O'Neill, Crescent Jicol, Christopher Clarke, and Christof Lutteroth. 2024. Sweating the Details: Emotion Recognition and the Influence of Physical Exertion in Virtual Reality Exergaming. In *Proceedings of the 2024 CHI Conference on Human Factors in Computing Systems (CHI '24)* (Honolulu, HI, USA). ACM. doi:10.1145/3613904.3642611
- [33] Mark Raasveldt and Hannes Muehleisen. [n. d.]. *DuckDB*. <https://github.com/duckdb/duckdb>
- [34] Arvind Satyanarayan, Dominik Moritz, Kanit Wongsuphasawat, and Jeffrey Heer. 2017. Vega-lite: A grammar of interactive graphics. *IEEE transactions on visualization and computer graphics* 23, 1 (2017), 341–350.
- [35] William Shadish, Thomas D Cook, and Donald Thomas Campbell. 2002. *Experimental and quasi-experimental designs for generalized causal inference*. Houghton Mifflin Boston, MA.
- [36] Xiyuan Shen, Chun Yu, Xutong Wang, Chen Liang, Haozhan Chen, and Yuanchun Shi. 2024. MouseRing: Always-available Touchpad Interaction with IMU Rings. In *Proceedings of the 2024 CHI Conference on Human Factors in Computing Systems*. ACM, 1–13. doi:10.1145/3613904.3642225
- [37] N.J.A. Sloane and R.H. Hardin. 2017. Gosset: A General-purpose program for designing experiments. <http://neilsloane.com/gosset/>
- [38] Ashley Suh, Ab Mosca, Eugene Wu, and Remco Chang. 2022. A grammar of hypotheses for visualization, data, and analysis. *arXiv preprint arXiv:2204.14267* (2022).
- [39] Yuan Sun, Magdalayna Divras, Mengqi Liao, and S. Shyam Sundar. 2023. When Recommender Systems Snoop into Social Media, Users Trust them Less for Health Advice. In *Proceedings of the 2023 CHI Conference on Human Factors in Computing Systems* (Hamburg, Germany) (CHI '23). Association for Computing Machinery, New York, NY, USA, Article 818, 14 pages. doi:10.1145/3544548.3581123
- [40] Emi Tanaka. 2021. Edibble: An R-package to construct designs using the grammar of experimental design. <https://github.com/emitanaka/edibble>
- [41] The pandas development team. [n. d.]. *pandas-dev/pandas: Pandas*. doi:10.5281/zenodo.3509134
- [42] Emma Tosch, Eytan Bakshy, Emery D Berger, David D Jensen, and J Eliot B Moss. 2019. Planalyzer: Assessing threats to the validity of online experiments. *Proceedings of the ACM on Programming Languages* 3, OOPSLA (2019), 1–30.
- [43] Pennsylvania State University. n.d.. STAT 503: Design of Experiments. <https://online.stat.psu.edu/statprogram/stat503> Accessed: 2025-04-02.
- [44] Steeven Villa, Jasmin Niess, Takuro Nakao, Jonathan Lazar, Albrecht Schmidt, and Tonja-Katrin Machulla. 2023. Understanding Perception of Human Augmentation: A Mixed-Method Study. In *Proceedings of the 2023 CHI Conference on Human Factors in Computing Systems* (Hamburg, Germany) (CHI '23). Association for Computing Machinery, New York, NY, USA, Article 65, 16 pages. doi:10.1145/3544548.3581485
- [45] Andrea Wiggins and Kevin Crowston. 2011. From conservation to crowdsourcing: A typology of citizen science. In *2011 44th Hawaii international conference on system sciences*. IEEE, 1–10.
- [46] Guande Wu, Jing Qian, Sonia Castelo Quispe, Shaoyu Chen, João Rulff, and Claudio T. Silva. 2024. ARTiST: Automated Text Simplification for Task Guidance in Augmented Reality. In *Proceedings of the 2024 CHI Conference on Human Factors in Computing Systems (CHI '24)* (Honolulu, HI, USA). ACM. doi:10.1145/3613904.3642772
- [47] Zhiyuan Wu, Jiening Li, Kevin Ma, Hita Kambhamettu, and Andrew Head. 2023. FFL: A Language and Live Runtime for Styling and Labeling Typeset Math Formulas. In *Proceedings of the 36th Annual ACM Symposium on User Interface Software and Technology*. 1–16.
- [48] F. Yates. 1985. A Fresh Look at the Basic Principles of the Design and Analysis of Experiments. *Agricultural and Forest Meteorology* 73, 3-4 (1985), 133–143. doi:10.1016/0378-3774(85)90009-6
- [49] Tianhong Catherine Yu, Nancy Wang, Sarah Ellenbogen, and Cindy Hsin-Liu Kao. 2023. Skinergy: Machine-Embroidered Silicone-Textile Composites as On-Skin Self-Powered Input Sensors. In *Proceedings of the 36th Annual ACM Symposium on User Interface Software and Technology* (San Francisco, CA, USA) (UIST '23). Association for Computing Machinery, New York, NY, USA, Article 33, 15 pages. doi:10.1145/3586183.3606729