

# **HCR-REASONER: Synergizing Large Language Models and Theory for Human-like Causal Reasoning**

Yanxi Zhang<sup>1,2</sup>, Xin Cong<sup>3</sup>, Zhong Zhang<sup>3</sup>✉, Xiao Liu<sup>2</sup>, Dongyan Zhao<sup>2,4</sup>✉, Yesai Wu<sup>3</sup>

<sup>1</sup>Center for Data Science, AAIS, Peking University

<sup>2</sup>Wangxuan Institute of Computer Technology, Peking University

<sup>3</sup>Tsinghua University <sup>4</sup>State Key Laboratory of General Artificial Intelligence

zhangyx@stu.pku.edu.cn, {congxin1995, zhongzhang}@tsinghua.edu.cn

{lxlisa, zhaodongyan}@pku.edu.cn, wuyesai@gmail.com

 [https://github.com/zhangyx0417/hcr\\_reasoner](https://github.com/zhangyx0417/hcr_reasoner)

## Abstract

Genuine human-like causal reasoning is fundamental for strong artificial intelligence. Humans typically identify whether an event is part of the causal chain first, and then influenced by modulatory factors such as morality, normality, and intention to make the final judgment. These two stages naturally map to the fields of 1) *actual causality* that provides formalisms for causal chain membership and 2) *causal judgment* from cognitive science that studies psychological modulators that influence causal selection. However, these two domains have largely been studied in isolation, leaving a gap for a systematic method based on LLMs. Therefore, we introduce HCR-REASONER, a framework that systematically integrates the theory of actual causality and causal judgment into LLMs for human-like causal reasoning. It simulates humans by using actual causality formalisms to filter for structurally necessary candidate causes and causal judgment factors to determine the psychologically selected cause. For fine-grained evaluation, we introduce HCR-BENCH, a challenging benchmark with 1,093 annotated instances with detailed reasoning steps. Results show HCR-REASONER consistently and significantly improves LLMs' causal alignment with humans, and that explicitly integrating theory-guided reasoning into LLMs is highly effective for achieving faithful human-like causal reasoning.

## 1 Introduction

The pursuit of strong artificial intelligence requires genuine causal reasoning akin to humans, a fundamental component of intelligence (Dettki et al., 2025), essential for functions like planning, social judgment, and predicting unseen outcomes (Van Hoeck et al., 2015). A key question in this field is whether LLMs demonstrate genuine human-like causal reasoning (*Level-2*) or merely rely on shallow statistical patterns (*Level-1*) learned from

their vast training data. While LLMs excel on general causal benchmarks such as COPA (Roemmele et al., 2011), e-CARE (Du et al., 2022), and Causal-Net (Ashwani et al., 2024), evidence suggests their success often stems from *Level-1* pattern matching rather than true *Level-2* understanding (Chi et al., 2024; Zečević et al., 2023).

Human causal questions in real-world scenarios are frequently *specific* (e.g., “Did David’s 30 years of smoking cause him to get cancer last year?”) rather than *general* (e.g., “Does smoking cause cancer?”). Achieving *Level-2* reasoning for these *specific* events requires simulating the two-stage process of human causal judgment: First, humans identify whether an event is part of the causal chain; then, modulatory factors influence the final judgment of causality (Knobe and Fraser, 2008; Alicke, 2000). These two stages correspond directly to two complementary fields of study: 1) *Actual Causality*: A formal approach that models the first stage by focusing on attribution and responsibility assignment, determining whether an event is structurally part of the causal chain in a specific context (Halpern, 2016). 2) *Causal Judgment*: A cognitive science approach that models the second stage by studying how modulatory factors like morality, normality, and intention systematically influence humans’ selection of causes (Sloman and Lagnado, 2015). However, these two domains have largely been studied in isolation (Halpern and Hitchcock, 2015; Icard et al., 2017). A systematic LLM-based framework that integrates both actual causality for structural necessity and causal judgment for psychological modulation is lacking.

Therefore, we introduce HCR-REASONER, a novel framework that systematically integrates complementary principles of actual causality and causal judgment for human-like causal reasoning in LLMs. HCR-REASONER operates in three stages: 1) *It first identifies causally relevant events (i.e., candidate causes and the outcome) within the pro-*

**Story:** Janet is an employee in a factory. Since she works in the maintenance department, she knows how to grease and oil all of the machines in the factory. 1) It is her responsibility to put oil into the machines. Kate is also an employee at the factory. While she works in the Human Resources department, she knows how to grease and oil all of the machines in the factory. 2) If Janet does not put oil in the machines, it is not Kate's responsibility to do so. 3) One day, Janet forgets to put oil in an important machine. 4) Kate noticed that Janet did not put oil in the machine, and Kate also did not put oil in the machine. The machine broke down a few days later.

**Question:** Did Kate not putting oil in the machine cause the machine to break down?

**Ground Truth Answer:** Yes

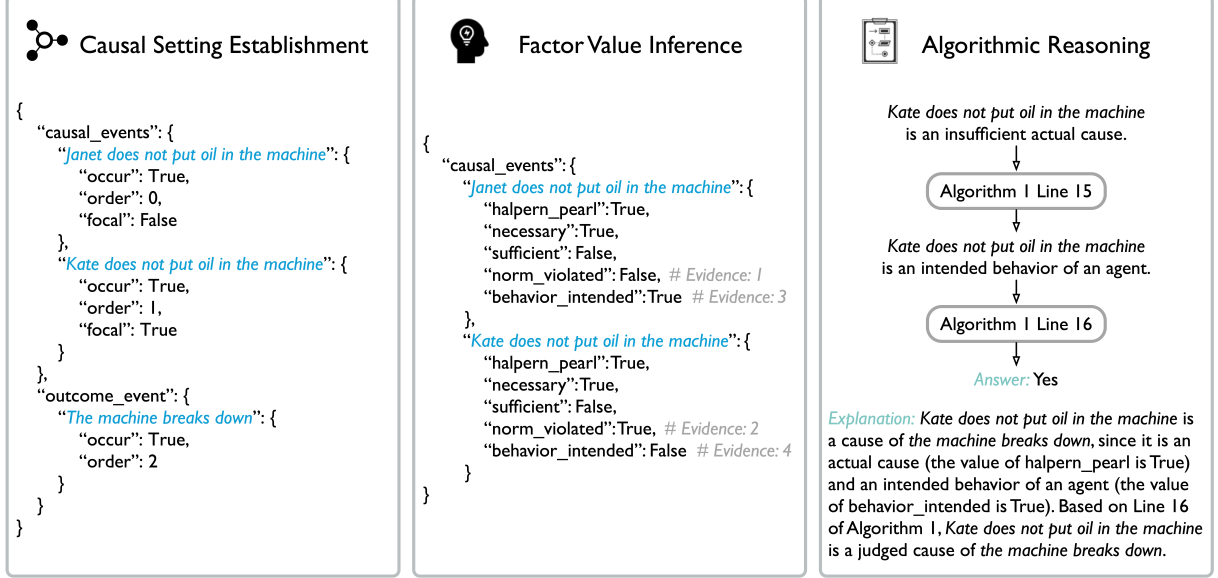


Figure 1: An example in HCR-BENCH. To simulate human-like causal reasoning, one needs to consider both actual causality formalisms and causal judgment factors.

*vided causal scenario.* These are essential elements of the causal structure. 2) *It then infers the values of two types of factors for candidate causes.* For structural necessity, it determines whether the candidate cause is an actual cause using actual causality formalisms (Halpern, 2016), as well as whether it is causally necessary and sufficient for the outcome. Then, it determines the candidate cause’s psychological influence by inferring modulatory factors such as normality, intention, and temporal effects (Nie et al., 2023). 3) *It finally employs theory-guided algorithmic reasoning that utilizes these inferred factor values to derive the final causal judgment and generate an explanation.*

Since existing evaluation suites such as Causal-Probe (Chi et al., 2024) are insufficient for assessing this fine-grained causality, we also introduce HCR-BENCH, which contains 1,093 carefully annotated instances with detailed reasoning steps, providing a more challenging and granular evaluation for *Level-2* reasoning.

Our contributions are threefold: 1) We propose HCR-REASONER, the first framework to integrate LLMs with both formal actual causality and cognitive causal judgment theory for human-like causal reasoning. 2) We introduce the HCR-BENCH

benchmark, offering detailed reasoning steps and a more challenging evaluation for *Level-2* reasoning. 3) Experiments demonstrate that HCR-REASONER consistently improves LLM performance, significantly outperforming other baselines. Also, integrating theory into LLMs is effective.

## 2 Preliminaries

### 2.1 Notations

Formally, a (recursive) causal model  $M$  is defined as a pair  $(\mathcal{S}, \mathcal{F})$ , where  $\mathcal{S} = (\mathcal{U}, \mathcal{V}, \mathcal{R})$  is the signature consisting of a set of exogenous variables  $\mathcal{U}$ , a set of endogenous variables  $\mathcal{V}$ , and the ranges of variables in  $\mathcal{V}$ .  $\mathcal{F}$  contains the structural equations that determine the values of endogenous variables.  $\mathcal{V}$  is partitioned into the set of causal events  $\mathcal{C}$  and the set of outcome events  $\mathcal{O}$ . Each event  $E \in \mathcal{V}$  takes values from  $\mathcal{R}(E) = \{0, 1\}$ , indicating whether  $E$  actually occurs. In specific causal scenarios, we care about whether a conjunction of causal events ( $\wedge$ ) causes a combined outcome event ( $\wedge$ ,  $\vee$ , or  $\neg$ ). We present the conjunction as  $\mathbf{X} = \mathbf{x}$ , where each variable  $X$  takes on the value  $x$ , and the combined outcome event as  $\varphi$ . A causal formula  $\psi$  is written as  $[\mathbf{Y} \leftarrow \mathbf{y}]\varphi$ , where  $\mathbf{Y} \subset \mathcal{V}$ , meaning

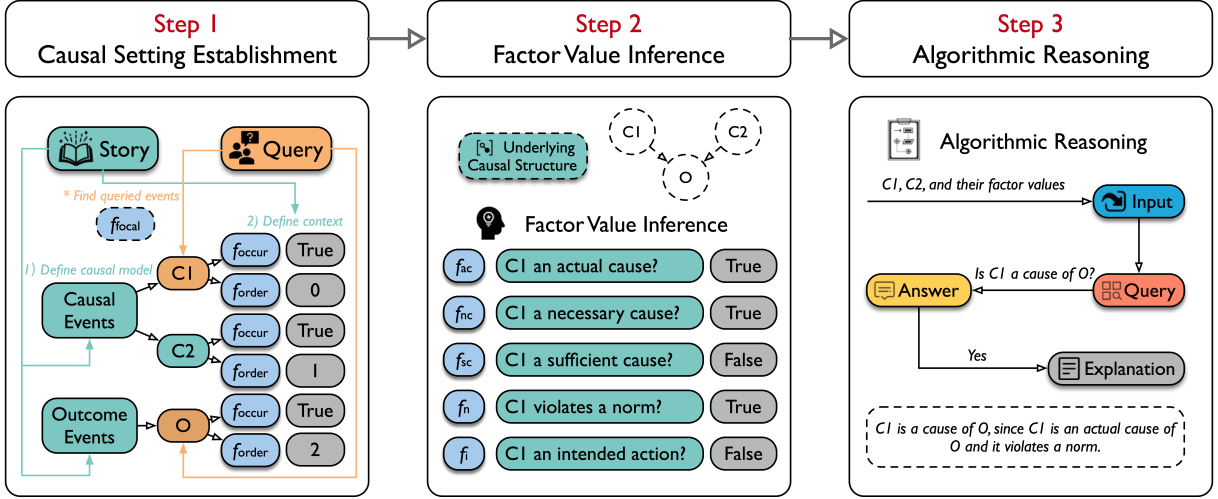


Figure 2: The overview of HCR-REASONER. The causal structure at the bottom is not actually constructed.

that  $\varphi$  would hold if an intervention set the variables in  $\mathbf{Y}$  to  $\mathbf{y}$ . A *causal setting* is a pair  $(M, \mathbf{u})$ , where  $M$  is the causal model and  $\mathbf{u}$  is the *context* (i.e., an assignment to  $\mathcal{U}$ ). If a formula  $\psi$  holds in the causal setting  $(M, \mathbf{u})$ , we write  $(M, \mathbf{u}) \models \psi$ .

## 2.2 Human-like Causal Reasoning

Human-like causal reasoning is a sophisticated cognitive process that can be modeled in two distinct stages. It moves beyond simple counterfactual analysis to incorporate the psychological nuances of human judgment (Knobe and Fraser, 2008; Alicke, 2000).

**Stage 1.** In this stage, *humans establish a basic causal chain*. For example, in philosophy and legal theory, individuals identify the “but-for” causes of an outcome, i.e., the events necessary for the outcome to occur (Hart and Honoré, 1985). This process creates a foundational set of potential causes without evaluating their relative importance.

**Stage 2.** In this stage, *psychological and normative factors modulate the initial causal structure to produce a final judgment*. This is where human reasoning diverges from purely logical models. The strength of a perceived causal link is adjusted based on: 1) *Normative Considerations*: People attribute greater causal responsibility to agents and events that violate social or moral norms (Knobe and Fraser, 2008; Hitchcock and Knobe, 2009). 2) *Blame-Driven Evaluations*: For negative events, the desire to assign blame significantly influences causal assessment. This motivational bias, a core component of foundational attribution theory (Weiner, 1985), can retroactively alter the percep-

tion of an agent’s control and causal role, making their actions seem more central and blameworthy than an objective analysis would suggest (Alicke, 2000; Lagnado and Channon, 2008).

In essence, this two-stage model explains how humans first identify what could be a cause and then, through a lens of social norms and moral considerations, decide what truly counts as the cause (Knobe and Fraser, 2008; Alicke, 2000).

## 2.3 Actual Causality Formalisms

The Halpern-Pearl (HP) definition of causality is one of the formal definitions of an “actual cause” in *specific* causal scenarios (Halpern, 2016). We present the *modified* version that we employ:

**Definition 1.**  $X = x$  is an *actual cause* of  $\varphi$  in the causal setting  $(M, \mathbf{u})$  if the following three conditions hold:

- AC1.  $(M, \mathbf{u}) \models (X = x)$  and  $(M, \mathbf{u}) \models \varphi$ .
- AC2. There exists a set  $\mathbf{W}$  of variables in  $\mathcal{V}$  and a setting  $\mathbf{x}'$  of variables in  $\mathbf{X}$  such that if  $(M, \mathbf{u}) \models (\mathbf{W} = \mathbf{w}^*)$ , then  $(M, \mathbf{u}) \models [X \leftarrow \mathbf{x}', \mathbf{W} \leftarrow \mathbf{w}^*] \neg \varphi$ .
- AC3.  $\mathbf{X}$  is *minimal*; there is no strict subset  $\mathbf{X}'$  of  $\mathbf{X}$  such that  $\mathbf{X}' = \mathbf{x}'$  satisfies conditions AC1 and AC2, where  $\mathbf{x}'$  is the restriction of  $\mathbf{x}$  to the variables in  $\mathbf{X}$ .

The core clause is AC2, which establishes the counterfactual dependence of the outcome  $\varphi$  on a candidate cause  $\mathbf{X}$  by fixing certain variables (in  $\mathbf{W}$ ) at their actual values. This formulation extends the standard but-for test (Definition 2), allowing

it to handle complex real-world scenarios such as *preemption*, as discussed in Appendix A.3.

**Definition 2.**  $X = x$  is a *but-for cause* of  $\varphi$  if  $\varphi$  would not have happened but for  $X = x$ .

Satisfying the HP definition only ensures a candidate cause is a necessary structural component of the causal chain, meaning it is at least a partial cause, but this does not guarantee it will be the final cause selected by humans. Therefore, for clarity, we use the term *actual cause* for a structural component of the chain, while the term *cause* represents the judged cause by humans. We also include the definitions of necessary and sufficient causes (Definitions 2 and 3) as formal structural factors.

## 2.4 Causal Judgment Factors

Modulatory factors that influence human judgment of causality have been studied and summarized by domain experts (Nie et al., 2023).

**Causal Structure.** Causal structures can be *conjunctive* or *disjunctive*. A conjunctive causal structures imply that the outcome occurs only if all contributing events jointly occur, while a disjunctive structure indicates that any single event is sufficient to bring about the outcome. This factor plays a critical role in causal judgment (Wells and Gavanski, 1989; Mandel, 2003; Sloman and Lagnado, 2015).

**Normality.** Norms can be *descriptive* or *prescriptive* (Halpern, 2016). Descriptive norms are statistical typicals, such as the mode, mean, or values close to them. Prescriptive norms are moral standards, laws, institutional policies, or even proper functioning in machines or organisms (Halpern, 2016). Humans tend to ascribe more causality to abnormal events than to normal ones (Knobe and Fraser, 2008; Hitchcock and Knobe, 2009).

**Intention.** The intent of an agent is considered part of their epistemic state, which typically concerns the agent’s awareness when performing specific actions. An agent who is aware of the potential consequences of their action and deliberately performs an action that leads to a foreseeable bad outcome is judged more harshly than one who lacks the relevant knowledge (Samland et al., 2016; Kominsky and Phillips, 2019).

**Action or Omission.** People tend to identify actions, rather than omissions, as causes. This phenomenon is known as “omission bias” (Ritov and Baron, 1992; Baron and Ritov, 2004). In scenarios

whether an agent acts while another doesn’t, the one who acts is more likely to be judged as a cause (Henne et al., 2017; Clarke et al., 2015; DeScioli et al., 2011; Gerstenberg and Stephan, 2021).

**Temporal Effect.** Causal judgment is influenced by the temporal order of events (Gerstenberg and Lagnado, 2012). When multiple events unfold over time and lead to an outcome, people tend to identify later events as the cause (Reuter et al., 2014). However, this preference depends on how the events causally relate to one another (Hilton et al., 2010; Spellman, 1997). When earlier events determine the course of subsequent actions, they are more likely to be selected as causes (Henne et al., 2021).

## 3 HCR-REASONER

HCR-REASONER is a framework that integrates LLMs with theory for human-like causal reasoning. As shown in Figure 2, it operates in three stages, ending with a causal judgment with an explanation.

### 3.1 Causal Setting Establishment

HCR-REASONER first sets up the causal setting, including the causal model  $M$  and the context  $u$ .

**Causal Model.** First, HCR-REASONER extracts the causal events  $\mathcal{C}$  and outcome events  $\mathcal{O}$  from the story  $t$  and query  $q$ , and combine the outcome events to a unified outcome event  $O$ . The instruction states and generally ensures that causal events are minimal and do not overlap (Definition 1, AC3). Second, HCR-REASONER records whether each causal event is queried in  $q$  using a binary factor  $f_{\text{focal}}$ , where  $f_{\text{focal}}^E$  holds if  $E \in \mathcal{C}$  is queried.

**Context.** Formally, the context  $u$  consists of the values of exogenous variables in  $\mathcal{U}$ , which in turn determine the values of endogenous variables via structural equations  $\mathcal{F}$  (Halpern, 2016). In practice, HCR-REASONER extracts the values of endogenous variables (i.e., event occurrences) as a proxy for the context. It also captures the temporal order of events to support the modeling of temporal effects. For each event  $E \in \mathcal{V}$ , its occurrence is represented by a binary factor  $f_{\text{occur}}$ , where  $f_{\text{occur}}^E$  holds if  $E$  actually occurs; its temporal order is recorded using an integer-valued factor  $f_{\text{order}}$ , where  $f_{\text{order}}^E$  indicates the relative sequential position of  $E$  starting from 0.

The step of causal setting establishment is formalized by the following formula:

$$\langle \mathcal{C}, O, f_{\text{focal}}, f_{\text{occur}}, f_{\text{order}} \rangle \leftarrow \Phi(t, q, I_m, I_c),$$



---

**Algorithm 1: Theory-guided Algorithmic Reasoning**

---

**Input:** Causal Events  $\mathcal{C}$  and Factors  $(f_{\text{focal}}^E, f_{\text{occur}}^E, f_{\text{order}}^E, f_{\text{ac}}^E, f_{\text{nc}}^E, f_{\text{sc}}^E, f_{\text{n}}^E, f_{\text{i}}^E)$  for each  $E \in \mathcal{C}$ .

**Output:** Yes/No Answers and Explanations (discussed in Appendix B.2).

```
1  $\mathcal{A} \leftarrow \{\}$ ;
2 for each  $E \in \mathcal{C}$  do
3   if  $\neg f_{\text{focal}}^E$  then CONTINUE;
4   if  $f_{\text{nc}}^E \wedge f_{\text{sc}}^E$  then  $\mathcal{A}.\text{append}(\text{"Yes"})$ ;
5   else if  $\neg f_{\text{ac}}^E \wedge \neg f_{\text{sc}}^E$  then  $\mathcal{A}.\text{append}(\text{"No"})$ ;
6   else if  $\neg f_{\text{nc}}^E \wedge f_{\text{sc}}^E$  then
7      $\mathcal{C}_s \leftarrow \{E' \in \mathcal{C} \mid \neg f_{\text{nc}}^{E'} \wedge f_{\text{sc}}^{E'}\}$ ;
8     if  $\text{len}(\text{set}(\{f_{\text{order}}^{E_s} \mid E_s \in \mathcal{C}_s\})) \neq 1$  then
9       if  $f_{\text{order}}^E = \max\{f_{\text{order}}^{E_s} \mid E_s \in \mathcal{C}_s\}$  then  $\mathcal{A}.\text{append}(\text{"Yes"})$ ;
10      else  $\mathcal{A}.\text{append}(\text{"No"})$ ;
11   else
12     for each  $E_s \in \mathcal{C}_s$  do  $f_{\text{resp}}^{E_s} \leftarrow \Phi(f_{\text{n}}^{E_s}, f_{\text{i}}^{E_s})$ ;
13     if  $f_{\text{resp}}^E \leftarrow \max\{f_{\text{resp}}^{E_s} \mid E_s \in \mathcal{C}_s\}$  then  $\mathcal{A}.\text{append}(\text{"Yes"})$ ;
14     else  $\mathcal{A}.\text{append}(\text{"No"})$ ;
15   else if  $f_{\text{ac}}^E \wedge \neg f_{\text{sc}}^E$  then
16     if  $f_{\text{n}}^E \vee f_{\text{i}}^E$  then  $\mathcal{A}.\text{append}(\text{"Yes"})$ ;
17     else
18        $\mathcal{C}_a \leftarrow \{E' \in \mathcal{C} \mid f_{\text{ac}}^{E'} \wedge \neg f_{\text{sc}}^{E'}\}$ ;
19       for each  $E_a \in \mathcal{C}_a$  do  $f_{\text{resp}}^{E_a} = \Phi(f_{\text{order}}^{E_a})$ ;
20       if  $f_{\text{resp}}^E = \max\{f_{\text{resp}}^{E_a} \mid E_a \in \mathcal{C}_a\}$  then  $\mathcal{A}.\text{append}(\text{"Yes"})$ ;
21       else  $\mathcal{A}.\text{append}(\text{"No"})$ ;
22   else CONTINUE;
23 return "Yes" if  $\mathcal{A}$  contains "Yes", else "No";
```

---

where  $\Phi$  is an LLM.  $I_{\text{m}}$  and  $I_{\text{c}}$  are instructions for  $\Phi$  to extract  $M$  and  $u$ , respectively.

### 3.2 Factor Value Inference

HCR-REASONER then infers the values of factors for each causal event  $E \in \mathcal{C}$ .

**Actual Cause.** The factor  $f_{\text{ac}}$  determines actual causes based on Definition 1. If had  $E$  not occurred,  $O$  would not have occurred, while allowing at least one subset of causal events other than  $E$  to remain unchanged when  $E$  is altered,  $f_{\text{ac}}^E$  holds.

**Necessary Cause.** The factor  $f_{\text{nc}}$  determines necessary causes based on Definition 2. If had  $E$  not occurred,  $O$  would not have occurred,  $f_{\text{nc}}^E$  holds.

**Sufficient Cause.** The factor  $f_{\text{sc}}$  determines sufficient causes based on Definition 3. If had  $E$  occurred,  $O$  would have occurred under all contexts,  $f_{\text{sc}}^E$  holds. Here, "under all contexts" ensures robust sufficiency (Hitchcock, 2012; Woodward, 2006).

**Normality.** The factor  $f_{\text{n}}$  determines norm violations. If  $E$  involves norm violations,  $f_{\text{n}}^E$  holds.

**Intention.** The factor  $f_{\text{i}}$  determines agent intent. If  $E$  is an agent's action, and the agent is aware of the potential outcomes of their action and knowingly performs an action that leads to a foreseeable bad outcome,  $f_{\text{i}}^E$  holds.

The step of factor value inference is formalized by the following formula:

$$\langle f_{\text{ac}}, f_{\text{nc}}, f_{\text{sc}}, f_{\text{n}}, f_{\text{i}} \rangle = \Phi(t, I_{\text{f}}, \mathcal{C}, O, f_{\text{occur}}),$$

where  $I_{\text{f}}$  is the instruction for  $\Phi$  to infer factor values.  $f_{\text{occur}}$  is used for counterfactual reasoning.

### 3.3 Theory-guided Algorithmic Reasoning

Based on the extracted causal knowledge, Algorithm 1 conducts theory-guided human-like causal reasoning and deals with binary queries such as "Did  $X$  cause  $Y$ ?" For each queried causal event

$E$ , the algorithm first partitions the reasoning process using  $f_{ac}^E$ ,  $f_{nc}^E$  and  $f_{sc}^E$  (Lines 4, 5, 6, and 15). Then, for each partition, it determines whether  $E$  is a judged cause of  $O$ . Finally, it outputs a binary answer to the query and provides an explanation.

Specifically, 1) If  $E$  is a sufficient actual cause, it is a cause of  $O$  since it is complete (Line 4). 2) If  $E$  is not an actual cause, it is not a cause of  $O$  since it is not in the causal chain (Line 5). 3) If  $E$  is one among multiple disjunctive contributing causal events, the algorithm first examines their relative temporal orders to assess potential *preemption* (Halpern and Pearl, 2005; Halpern, 2016) (Line 9-10). If these events occur simultaneously, their respective responsibilities based on  $f_n$  and  $f_i$  are compared to determine the cause (Line 13-14). 4) If  $E$  is part of the conjunctive set of contributing causal events, the algorithm first evaluates whether  $f_n^E$  and  $f_i^E$  enhance  $E$ ’s causal strength (Line 16). If so,  $E$  is judged as a cause. Otherwise, their respective responsibilities based on  $f_{order}$  are compared to determine the cause (Lines 20-21). Details are presented in Appendix B.

## 4 HCR-BENCH Construction

Like the example in Figure 1, HCR-BENCH is defined as  $\mathcal{D} := \{t_i, q_i, a_i, r_i\}_{i=1}^N$ , where each sample comprises a causal story  $t_i$ , a causal query  $q_i$ , a binary answer  $a_i \in \{\text{Yes}, \text{No}\}$ , and the reasoning steps  $r_i$ . The goal of HCR-BENCH is to evaluate the correctness of an LLM to map  $q$  to  $a$ , as well as  $r_i$ . Details are discussed in Appendix C.

**Source.** HCR-BENCH is derived from the causal judgment subset of Big-Bench Hard (Suzgun et al., 2023), which contains 141 samples on causation (e.g., “*Did the red wire cause the machine to short circuit?*”) and 46 samples on intention (e.g., “*Did the man shoot the deer intentionally?*”).

**Data Cleaning.** Before annotation, we remove 54 samples (46 of which are samples on intention) and correct 2 partially flawed samples. This process reduces noise and preserves only samples of interest, resulting in a curated set of 133 samples.

**Data Annotation.** We manually annotate the reasoning steps for the 133 samples. Each annotation follows a structured template similar to the one shown in Figure 1. The annotated information is organized into a unified JSON format.

**Data Augmentation.** We manually create 30 new samples from existing stories by altering the query to focus on causal events that are not queried, i.e., “*Did  $X'$  cause  $Y$ ?*” In such cases, only  $f_{focal}$  and  $a$  need to be updated. Then, we employ GPT-4o (Hurst et al., 2024) to synthesize new samples by rewriting stories from existing “seed samples”. After generation, the dataset reaches 1093 samples. The generated samples are generally more challenging since they have more spurious correlations and fewer explicit causal cues (Appendix D.3), e.g., “*When  $E_1$  and  $E_2$  occur,  $O$  will occur.*”

**Data Verification.** We apply both automated validation and human evaluation to verify the quality of generated samples, as discussed in Appendix C.3.

Table 1: HCR-BENCH statistics.

Category	Statistic	Total
SIZE	# Samples	1,093
STORY	# Sentences per Sample	8.49
	# Words per Sample	162.70
QUERY	# Queried Causal Events per Sample	1.02
REASONING	# Events per Sample	3.39
	# Causal Events per Sample	2.39
	# Outcome Events per Sample	1
ANSWER	Positive Class	53.8%
	Negative Class	46.2%

As shown in Table 1, HCR-BENCH contains 1,093 samples with nearly balanced positive and negative answers. On average, each reasoning involves 2.39 causal events and 1 outcome event. In very rare cases, more than one causal events are queried in a single question.

## 5 Experiments

### 5.1 Setups and Baselines

We implement baselines and HCR-REASONER on recent LLMs for comparison, including Qwen2.5-72B-Instruct (Qwen et al., 2025), DeepSeek-V3 (Liu et al., 2024), Gemini-2.0-Flash (Google, 2024), Claude-3.5-Sonnet (Anthropic, 2024), GPT-4o-2024-11-20 (Hurst et al., 2024), and GPT-4o-0613 (Achiam et al., 2023). HCR-REASONER is also tested on reasoning models such as DeepSeek-R1 (Guo et al., 2025) and QwQ-32B (Qwen Team, 2025). Temperature is set to 0 for reproducibility. We report averaged accuracy over 10 runs for the pilot study, and a single run for main results due to high API costs. The baselines are: 1) **Vanilla**, which directly prompts the LLM to output a Yes/No answer given the story and query; 2) **Zero-shot**

Table 2: Results of the pilot study. Human average is directly cited from [Suzgun et al. \(2023\)](#). See Appendix D.1 for complete results and statistical significance test.

Methods	Acc. (C.)	Acc. (I.)	Acc.
Human Average	-	-	69.60%
Qwen2.5-32B-Instruct	65.25%	80.43%	68.98%
+ HCR-REASONER	70.14%	80.43%	72.67%
Qwen2.5-72B-Instruct	65.89%	77.83%	68.82%
+ HCR-REASONER	71.63%	79.13%	73.48%
DeepSeek-V3	66.45%	77.61%	69.20%
+ HCR-REASONER	69.93%	78.48%	72.03%
Claude-3.5-Sonnet	67.23%	73.04%	68.66%
+ HCR-REASONER	<u>72.62%</u>	75.43%	73.32%
GPT-4o-2024-11-20	54.89%	85.22%	62.35%
+ HCR-REASONER	70.50%	85.22%	74.12%
GPT-4-0613	62.48%	80.22%	66.84%
+ HCR-REASONER	<b>74.61%</b>	78.26%	<b>75.51%</b>

**CoT**, which adds the instruction “*Let’s think step by step.*” to the vanilla prompt; 3) **Manual CoT** ([Chen et al., 2024](#)), which replaces “*Let’s think step by step.*” with three in-context demonstrations containing manually written reasoning steps in natural language. GPT-4 + manual CoT ([Chen et al., 2024](#)) is the previous state-of-the-art on the causal judgment subset of Big-Bench Hard.

## 5.2 Pilot Study

We preliminarily evaluate HCR-REASONER on Big-Bench Hard causal judgment to assess its effectiveness (Figure 2). We report both overall accuracy and fine-grained accuracies for two query types: causation (C.) and intention (I.).

**Overall Findings.** 1) HCR-REASONER *consistently and significantly improves performance of all LLMs*. Most notably, GPT-4 + HCR-REASONER achieves an overall accuracy of 75.51%, followed by 74.12% of GPT-4o. 2) *Closed-source LLMs benefit more from HCR-REASONER*. We attribute this to the stronger capacity of these LLMs to handle complex, multi-step CoT instructions.

**Comparison with Humans.** Comparing with humans is crucial, as it benchmarks the performance of LLMs against the established human consensus on causal judgments. In Big-Bench Hard causal judgment, the Yes/No labels are derived from rigorous cognitive science experiments, providing a reliable and externally valid testbed ([Suzgun et al., 2023](#)). Although the average human score appears

relatively low, this is largely an artifact of the evaluation procedure: the original proportional human responses computed from individual votes are binarized, such that both a 0%-100% split and a 49%-51% split are collapsed into a single binary label. As a result, it is nearly impossible for an individual to achieve consistently high accuracy, particularly on instances with near-even splits, even though the best-performing human still reaches 100% accuracy ([Suzgun et al., 2023](#)). Critically, after applying HCR-REASONER, all LLMs exceed the human average, demonstrating HCR-REASONER *can effectively and efficiently enable LLMs to replicate human consensus in causal judgments without relying on domain experts or crowd annotators*.

## 5.3 Main Results

The main results are presented in Table 3. Our findings underscore the effectiveness of grounding LLM reasoning in explicit theory.

**Main Findings.** 1) HCR-REASONER *drives consistent improvement, with greater gains in stronger models*. This finding is consistent with our pilot study, highlighting the framework’s capacity to effectively utilize the advanced reasoning abilities of state-of-the-art models. 2) *Zero-shot and manual CoT are insufficient for the task*. Neither zero-shot CoT nor manual CoT yields consistent performance improvements, which highlights the inherent difficulty of the task. 3) *Theory-grounded reasoning delivers substantial improvements*. The consistent boost in accuracy across diverse LLMs confirms the core benefit of our approach: grounding reasoning in explicit theory.

**Human Evaluation.** Due to the high cognitive load of the task, we randomly selected 100 samples from HCR-BENCH and conduct a human evaluation. Four participants are involved, achieving accuracies of 60%, 66%, 68%, and 69%, with an average accuracy of 65.75%. This average accuracy is lower than that of Big-Bench Hard causal judgment, which is consistent with our findings in Appendix D.3 that HCR-BENCH is more challenging than Big-Bench Hard causal judgment since it introduces more spurious correlations and fewer explicit causal cues.

## 5.4 Fine-grained Analysis

**Fine-grained Accuracies.** To better understand the internal mechanism of HCR-REASONER, we

Table 3: The results of different LLMs on HCR-BENCH. **CE✓** and **OE✓** are the proportions of correctly identified causal and outcome events, respectively.

Methods	Accuracy	CE✓	OE✓
<i>Open-source LLMs</i>			
Qwen-2.5-32B-Instruct	62.67%	-	-
+ zero-shot CoT	61.94%	-	-
+ manual CoT	62.85%	-	-
+ HCR-REASONER	64.78%	<u>95.91%</u>	93.96%
Qwen-2.5-72B-Instruct	64.87%	-	-
+ zero-shot CoT	62.03%	-	-
+ manual CoT	62.31%	-	-
+ HCR-REASONER	67.52%	94.53%	91.95%
DeepSeek-V3	63.49%	-	-
+ zero-shot CoT	64.68%	-	-
+ manual CoT	63.95%	-	-
+ HCR-REASONER	67.61%	<u>96.06%</u>	91.40%
<i>Closed-source LLMs</i>			
Gemini-2.0-Flash	60.20%	-	-
+ zero-shot CoT	58.65%	-	-
+ manual CoT	58.55%	-	-
+ HCR-REASONER	64.96%	<b>96.63%</b>	<u>95.61%</u>
Claude-3.5-Sonnet	63.68%	-	-
+ zero-shot CoT	65.42%	-	-
+ manual CoT	62.67%	-	-
+ HCR-REASONER	<u>70.54%</u>	95.52%	91.67%
GPT-4o-2024-11-20	58.65%	-	-
+ zero-shot CoT	59.38%	-	-
+ manual CoT	60.66%	-	-
+ HCR-REASONER	68.07%	94.45%	92.04%
GPT-4o-0613	63.77%	-	-
+ zero-shot CoT	62.49%	-	-
+ manual CoT	66.51%	-	-
+ HCR-REASONER	<b>71.82%</b>	94.26%	<b>96.07%</b>

report fine-grained accuracies in Table 3 and Figure 3. We find that *overall performance is driven by factor value inference*. The evidence is that all LLMs demonstrate high accuracy in the initial stage of identifying causal and outcome events. However, we observe no clear correlation between these fine-grained accuracies and the overall accuracy. Therefore, to examine the extent to which each causal factor influences the overall accuracy, we perform a causal analysis.

**Causal Analysis.** In Figure 4, we plot the average treatment effect (ATE) of each factor on the overall accuracy across two estimation methods: ordinary least squares (OLS) (Angrist and Pischke, 2009) and propensity score matching (Matching) (Rosenbaum and Rubin, 1983), marking factors with  $p \geq 0.05$  with cross marks. We find that *only Qwen2.5-72B-Instruct and Claude-3.5-Sonnet*

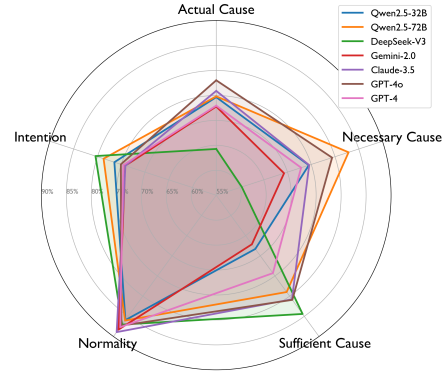


Figure 3: Fine-grained accuracies of different factors.

*exhibit faithful reasoning, while GPT-4 appears to utilize shortcuts*. Ideally, all causal factors except  $f_{nc}$ , which is primarily used for partitioning and does not involve in determining causes, should causally contribute to the overall accuracy. However, only Qwen2.5-72B-Instruct and Claude-3.5-Sonnet align well with this expectation, exhibiting faithful reasoning. GPT-4 appears to rely heavily on  $f_{nc}$  while underutilizing  $f_{ac}$ , suggesting that it may be exploiting shortcuts rather than genuinely understanding the task. More broadly, the limited number of LLMs recognizing the importance of  $f_{ac}$  underscores a common deficiency in current LLMs’ grasp of human-like causal reasoning.

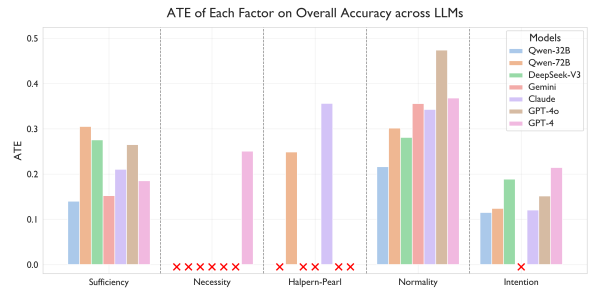


Figure 4: Results of the causal analysis.

## 5.5 Ablation Study

We conduct an ablation study to quantify the contribution of each stage and report performance across the following settings: 1) **Vanilla**; 2) **FO** (the first one stage only); 3) **FT** (the first two stages only); and 4) **HCR-REASONER**.

**Non-reasoning LLMs.** 1) *The first stage alone degrades performance.* This effect is observed across non-reasoning LLMs, with the exception of DeepSeek-V3. While these models can effectively identify causally relevant events, as shown in Table 3, the instruction of the first stage may lead them



Table 4: Ablation results on HCR-BENCH.  $\uparrow$  and  $\downarrow$  denotes performance rise/drop compared with Vanilla.

Model	Vanilla	→ FO	→ FT	→ HCR-REASONER
<i>Open-source LLMs</i>				
Qwen2.5-32B	62.67%	→ 61.67% $\downarrow$	→ 64.59% $\uparrow$	→ 64.78% $\uparrow$
Qwen2.5-72B	64.87%	→ 64.41% $\downarrow$	→ 67.98% $\uparrow$	→ 67.52% $\uparrow$
DeepSeek-V3	63.49%	→ 67.25% $\uparrow$	→ 65.87% $\uparrow$	→ 67.61% $\uparrow$
<i>Closed-source LLMs</i>				
Gemini-2.0	60.20%	→ 58.19% $\downarrow$	→ 60.84% $\uparrow$	→ 64.96% $\uparrow$
Claude-3.5	63.68%	→ 58.83% $\downarrow$	→ 60.93% $\downarrow$	→ 70.54% $\uparrow$
GPT-4o	58.65%	→ 58.28% $\downarrow$	→ 58.46% $\downarrow$	→ 68.07% $\uparrow$
GPT-4	63.77%	→ 62.31% $\downarrow$	→ 64.32% $\uparrow$	→ 71.82% $\uparrow$
<i>Reasoning LLMs</i>				
QwQ-32B	54.99%	→ 56.17% $\uparrow$	→ 56.08% $\uparrow$	→ 67.15% $\uparrow$
DeepSeek-R1	57.09%	→ 58.28% $\uparrow$	→ 58.92% $\uparrow$	→ 69.72% $\uparrow$

to extract superfluous or irrelevant causal events, thereby hindering accurate decision-making. 2) *Combining the first two stages typically improves performance.* Encouraging non-reasoning LLMs to infer and consider distinct structural and psychological factors for each event promotes a clearer representation of the underlying causal mechanisms, leading to more informed and consistent reasoning. 3) *Algorithmic reasoning yields the most substantial gains.* This observation directly supports our central hypothesis: the proposed Algorithm 1 enables precise human-like causal reasoning by leveraging the structured causal knowledge inferred in the earlier stages, thereby aligning the model outputs more closely with human judgments.

**The Effect of “Slow Thinking.”** Because non-reasoning LLMs lack intrinsic reflection and verification mechanisms, we further evaluate “slow thinking” models including DeepSeek-R1 and QwQ-32B. 1) *“Slow thinking” models perform poorly independently.* This outcome underscores the inherent difficulty of human-like causal reasoning in LLMs, indicating that mere self-reflection without guidance is insufficient. 2) *“Slow thinking” models achieve the largest performance gains with HCR-REASONER.* This demonstrates that reflection and verification capabilities become truly effective only when properly guided by theory.

## 6 Related Work

Simulating human-like causal reasoning is critical for developing robust, interpretable, and ethically aligned AI systems, enabling them to move beyond surface-level correlation toward identifying root causes (Pearl, 2009). Human causal cognition

relies on underlying causal knowledge (Johnson-Laird, 2010) and structured models that support counterfactual inference (Lombrozo, 2006; Byrne, 2016), and employs counterfactual thinking to assess responsibility and determine an event’s role (Gerstenberg, 2024). This process culminates in causal selection, where individuals single out a specific element from a complex causal structure as the actual cause (Reuter et al., 2014), which is a phenomenon studied both in philosophy and cognitive science under “causal selection” and “folk causal attribution” (Hitchcock, 2007; Alicke, 1992, 2000). Existing research has focused primarily on fragmented aspects of this duality, failing to systematically unify the structural necessity of causation with psychological selection biases. Therefore, we introduce HCR-REASONER, which leverages the formal rigor of actual causality to provide a structural definition and a necessary filter for candidate causes (Halpern, 2016; Halpern and Pearl, 2005). Only after an event is confirmed as structurally necessary does the system simulate causal judgment by modulating the final selection based on established cognitive factors such as morality, normality, intention, and blame (Reuter et al., 2014; Lagnado and Channon, 2008; Waldmann, 2017). By integrating structural chain identification with psychologically informed selection, HCR-REASONER introduces a robust, dual-stage mechanism for simulating human-like causal reasoning that enforces both explanatory fidelity and psychological alignment.

## 7 Conclusion

To simulate human-like causal reasoning in LLMs, we propose HCR-REASONER, which integrates LLMs with theory for human-like causal reasoning. Also, we construct the HCR-BENCH benchmark, which focuses on fine-grained human-like causal reasoning evaluation. It contains 1,093 challenging instances with detailed annotations of reasoning steps. Experiments reveal HCR-REASONER consistently improves LLM performance over baselines. On Big-Bench Hard causal judgment, all tested LLMs surpass the average human accuracy of 69.60%, with GPT-4 + HCR-REASONER achieving 75.51%. On HCR-BENCH, GPT-4 + HCR-REASONER again achieves the highest accuracy of 71.82%. Also, integrating theory into LLMs is empirically proved to be highly effective.

## Limitations

*First, the HCR-REASONER framework remains incomplete.* It incorporates several commonly studied factors in actual causality and causal judgment but may overlook more fine-grained or domain-specific factors that influence human causal reasoning. Furthermore, the current implementation processes only a single causal event at a time. *Second, relying solely on LLMs to identify actual causes is insufficient.* A more formal symbolic reasoning component is needed to ensure interpretability, consistency, and adherence to established causal principles.

## References

- Josh Achiam, Steven Adler, Sandhini Agarwal, Lama Ahmad, Ilge Akkaya, Florencia Leoni Aleman, Diogo Almeida, Janko Altenschmidt, Sam Altman, Shyamal Anadkat, and 1 others. 2023. Gpt-4 technical report. *arXiv preprint arXiv:2303.08774*.
- Mark D Alicke. 1992. Culpable causation. *Journal of personality and social psychology*, 63(3):368.
- Mark D Alicke. 2000. Culpable control and the psychology of blame. *Psychological bulletin*, 126(4):556.
- Joshua D Angrist and Jörn-Steffen Pischke. 2009. *Mostly harmless econometrics: An empiricist's companion*. Princeton university press.
- Anthropic. 2024. Introducing claude 3.5 sonnet. <https://www.anthropic.com/news/claude-3-5-sonnet>.
- Swagata Ashwani, Kshiteesh Hegde, Nishith Reddy Mannuru, Dushyant Singh Sengar, Mayank Jindal, Krishna Chaitanya Rao Kathala, Dishant Banga, Vinija Jain, and Aman Chadha. 2024. Cause and effect: can large language models truly understand causality? In *Proceedings of the AAAI Symposium Series*, volume 4, pages 2–9.
- Jonathan Baron and Ilana Ritov. 2004. Omission bias, individual differences, and normality. *Organizational behavior and human decision processes*, 94(2):74–85.
- Ruth MJ Byrne. 2016. Counterfactual thought. *Annual review of psychology*, 67(1):135–157.
- Sirui Chen, Bo Peng, Meiqi Chen, Ruiqi Wang, Mengying Xu, Xingyu Zeng, Rui Zhao, Shengjie Zhao, Yu Qiao, and Chaochao Lu. 2024. Causal evaluation of language models. *arXiv preprint arXiv:2405.00622*.
- Haoang Chi, He Li, Wenjing Yang, Feng Liu, Long Lan, Xiaoguang Ren, Tongliang Liu, and Bo Han. 2024. Unveiling causal reasoning in large language models: Reality or mirage? *Advances in Neural Information Processing Systems*, 37:96640–96670.
- Randolph Clarke, Joshua Shepherd, John Stigall, Robyn Repko Waller, and Chris Zarpentine. 2015. Causation, norms, and omissions: A study of causal judgments. *Philosophical Psychology*, 28(2):279–293.
- Peter DeScioli, Rebecca Bruening, and Robert Kurzban. 2011. The omission effect in moral cognition: Toward a functional explanation. *Evolution and Human Behavior*, 32(3):204–215.
- Hanna M Dettki, Brenden M Lake, Charley M Wu, and Bob Rehder. 2025. Do large language models reason causally like us? even better? *arXiv preprint arXiv:2502.10215*.
- Li Du, Xiao Ding, Kai Xiong, Ting Liu, and Bing Qin. 2022. e-care: a new dataset for exploring explainable causal reasoning. In *Proceedings of the 60th Annual Meeting of the Association for Computational Linguistics (Volume 1: Long Papers)*, pages 432–446.
- Olive Jean Dunn. 1961. Multiple comparisons among means. *Journal of the American statistical association*, 56(293):52–64.
- Eugene S Edgington. 1969. Approximate randomization tests. *The Journal of Psychology*, 72(2):143–149.
- Tobias Gerstenberg. 2024. Counterfactual simulation in causal cognition. *Trends in Cognitive Sciences*, 28(10):924–936.
- Tobias Gerstenberg and David A Lagnado. 2012. When contributions make a difference: Explaining order effects in responsibility attribution. *Psychonomic bulletin & review*, 19(4):729–736.
- Tobias Gerstenberg and Simon Stephan. 2021. A counterfactual simulation model of causation by omission. *Cognition*, 216:104842.
- Google. 2024. Introducing gemini 2.0: our new ai model for the agentic era. <https://blog.google/technology/google-deepmind/google-gemini-ai-update-december-2024/>.
- Daya Guo, Dejian Yang, Haowei Zhang, Junxiao Song, Ruoyu Zhang, Runxin Xu, Qihao Zhu, Shitong Ma, Peiyi Wang, Xiao Bi, and 1 others. 2025. Deepseek-r1: Incentivizing reasoning capability in llms via reinforcement learning. *arXiv preprint arXiv:2501.12948*.
- Joseph Y Halpern. 2016. *Actual causality*. MIT Press.
- Joseph Y Halpern and Christopher Hitchcock. 2015. Graded causation and defaults. *The British Journal for the Philosophy of Science*.
- Joseph Y Halpern and Judea Pearl. 2005. Causes and explanations: A structural-model approach. part i: Causes. *The British journal for the philosophy of science*.

- Herbert Lionel Adolphus Hart and Tony Honoré. 1985. *Causation in the Law*. OUP Oxford.
- Daniel Murray Hausman. 2005. Causal relata: Tokens, types, or variables? *Erkenntnis*, 63(1):33–54.
- Paul Henne, Aleksandra Kulesza, Karla Perez, and Augustana Houcek. 2021. Counterfactual thinking and recency effects in causal judgment. *Cognition*, 212:104708.
- Paul Henne, Ángel Pinillos, and Felipe De Brigard. 2017. Cause by omission and norm: Not watering plants. *Australasian Journal of Philosophy*, 95(2):270–283.
- Denis J Hilton, John McClure, and Robbie M Sutton. 2010. Selecting explanations from causal chains: Do statistical principles explain preferences for voluntary causes? *European Journal of Social Psychology*, 40(3):383–400.
- Christopher Hitchcock. 2007. Three concepts of causation. *Philosophy Compass*, 2(3):508–516.
- Christopher Hitchcock. 2012. Portable causal dependence: A tale of consilience. *Philosophy of Science*, 79(5):942–951.
- Christopher Hitchcock and Joshua Knobe. 2009. Cause and norm. *The Journal of Philosophy*, 106(11):587–612.
- Aaron Hurst, Adam Lerer, Adam P Goucher, Adam Perelman, Aditya Ramesh, Aidan Clark, AJ Ostrow, Akila Welihinda, Alan Hayes, Alec Radford, and 1 others. 2024. Gpt-4o system card. *arXiv preprint arXiv:2410.21276*.
- Thomas F Icard, Jonathan F Kominsky, and Joshua Knobe. 2017. Normality and actual causal strength. *Cognition*, 161:80–93.
- Philip N Johnson-Laird. 2010. Mental models and human reasoning. *Proceedings of the National Academy of Sciences*, 107(43):18243–18250.
- Emre Kiciman, Robert Ness, Amit Sharma, and Chenhao Tan. 2023. Causal reasoning and large language models: Opening a new frontier for causality. *Transactions on Machine Learning Research*.
- Joshua Knobe and Benjamin Fraser. 2008. Causal judgment and moral judgment: Two experiments. In *Moral Psychology Volume 2: The Cognitive Science of Morality: Intuition and Diversity*, pages 441–447. The MIT Press.
- Jonathan F Kominsky and Jonathan Phillips. 2019. Immoral professors and malfunctioning tools: Counterfactual relevance accounts explain the effect of norm violations on causal selection. *Cognitive science*, 43(11):e12792.
- David A Lagnado and Shelley Channon. 2008. Judgments of cause and blame: The effects of intentionality and foreseeability. *Cognition*, 108(3):754–770.
- David Lewis. 2000. Causation as influence. *The Journal of Philosophy*, 97(4):182–197.
- Aixin Liu, Bei Feng, Bing Xue, Bingxuan Wang, Bochao Wu, Chengda Lu, Chenggang Zhao, Chengqi Deng, Chenyu Zhang, Chong Ruan, and 1 others. 2024. Deepseek-v3 technical report. *arXiv preprint arXiv:2412.19437*.
- Tania Lombrozo. 2006. The structure and function of explanations. *Trends in cognitive sciences*, 10(10):464–470.
- David R Mandel. 2003. Judgment dissociation theory: An analysis of differences in causal, counterfactual and covariational reasoning. *Journal of Experimental Psychology: General*, 132(3):419.
- Allen Nie, Yuhui Zhang, Atharva Shailesh Amdekar, Chris Piech, Tatsunori B Hashimoto, and Tobias Gerstenberg. 2023. Moca: Measuring human-language model alignment on causal and moral judgment tasks. *Advances in Neural Information Processing Systems*, 36:78360–78393.
- Judea Pearl. 2009. *Causality*. Cambridge university press.
- Qwen, :, An Yang, Baosong Yang, Beichen Zhang, Binyuan Hui, Bo Zheng, Bowen Yu, Chengyuan Li, Dayiheng Liu, Fei Huang, Haoran Wei, Huan Lin, Jian Yang, Jianhong Tu, Jianwei Zhang, Jianxin Yang, Jiaxi Yang, Jingren Zhou, and 25 others. 2025. *Qwen2.5 technical report*. *Preprint*, arXiv:2412.15115.
- Qwen Team. 2025. Qwq-32b: Embracing the power of reinforcement learning. <https://qwenlm.github.io/blog/qwq-32b/>.
- Kevin Reuter, Lara Kirfel, Raphael Van Riel, and Luca Barlassina. 2014. The good, the bad, and the timely: How temporal order and moral judgment influence causal selection. *Frontiers in psychology*, 5:1336.
- Ilana Ritov and Jonathan Baron. 1992. Status-quo and omission biases. *Journal of risk and uncertainty*, 5(1):49–61.
- Melissa Roemmele, Cosmin Adrian Bejan, and Andrew S Gordon. 2011. Choice of plausible alternatives: An evaluation of commonsense causal reasoning. In *AAAI spring symposium: logical formalizations of commonsense reasoning*, pages 90–95.
- Paul R Rosenbaum and Donald B Rubin. 1983. The central role of the propensity score in observational studies for causal effects. *Biometrika*, 70(1):41–55.
- Jana Samland, Marina Josepshs, Michael R Waldmann, and Hannes Rakoczy. 2016. The role of prescriptive norms and knowledge in children’s and adults’ causal selection. *Journal of Experimental Psychology: General*, 145(2):125.

- Jonathan Schaffer. 2003. Overdetermining causes. *Philosophical Studies: An International Journal for Philosophy in the Analytic Tradition*, 114(1/2):23–45.
- Steven A Sloman and David Lagnado. 2015. Causality in thought. *Annual review of psychology*, 66(1):223–247.
- Barbara A Spellman. 1997. Crediting causality. *Journal of Experimental Psychology: General*, 126(4):323.
- Mirac Suzgun, Nathan Scales, Nathanael Schärli, Sebastian Gehrmann, Yi Tay, Hyung Won Chung, Aakanksha Chowdhery, Quoc Le, Ed Chi, Denny Zhou, and 1 others. 2023. Challenging big-bench tasks and whether chain-of-thought can solve them. In *Findings of the Association for Computational Linguistics: ACL 2023*, pages 13003–13051.
- Nicole Van Hoeck, Patrick D Watson, and Aron K Barbey. 2015. Cognitive neuroscience of human counterfactual reasoning. *Frontiers in human neuroscience*, 9:420.
- Michael Waldmann. 2017. *The Oxford handbook of causal reasoning*. Oxford University Press.
- Bernard Weiner. 1985. An attributional theory of achievement motivation and emotion. *Psychological review*, 92(4):548.
- Gary L Wells and Igor Gavanski. 1989. Mental simulation of causality. *Journal of personality and social psychology*, 56(2):161.
- James Woodward. 2006. Sensitive and insensitive causation. *The Philosophical Review*, 115(1):1–50.
- Matej Zečević, Moritz Willig, Devendra Singh Dhami, and Kristian Kersting. 2023. [Causal parrots: Large language models may talk causality but are not causal](#). *Transactions on Machine Learning Research*.



## Contents of the Appendix

<b>A</b>	<b>Background</b>	<b>14</b>
A.1	The Categories of Causality . . . . .	14
A.2	The Factors in Actual Causality and Causal Judgment . . . . .	14
A.3	A Failure Case of But-for Causation . . . . .	14
<b>B</b>	<b>Details of HCR-REASONER</b>	<b>15</b>
B.1	Details of Algorithm 1 . . . . .	15
B.1.1	Notations . . . . .	15
B.1.2	Reasoning Process Partitioning . . . . .	16
B.1.3	Rules within Each Partition . . . . .	16
B.2	Details of Explanation Generation . . . . .	17
<b>C</b>	<b>Details of HCR-BENCH</b>	<b>18</b>
C.1	Details of Data Cleaning . . . . .	18
C.2	Details of Data Annotation . . . . .	19
C.3	Details of Data Verification . . . . .	20
<b>D</b>	<b>Empirical Results</b>	<b>21</b>
D.1	Pilot Experiment: Complete Results and Significance Tests . . . . .	21
D.2	Case Study: Reasoning Steps under Different Settings . . . . .	22
D.3	Case Study: Seed Samples vs. Generated Samples . . . . .	27
<b>E</b>	<b>Prompts</b>	<b>31</b>
E.1	Prompts for the Baselines . . . . .	31
E.2	Prompts for HCR-REASONER . . . . .	31
E.3	Prompts for HCR-BENCH . . . . .	33

## A Background

### A.1 The Categories of Causality

Causality is commonly divided into *type causality* and *actual causality* (Kiciman et al., 2023). Type causality (or general causality) concerns general causal relationships and effects between variables within an underlying causal structure. In contrast, actual causality (or token/specific causality) evaluates the extent to which particular events cause other specific events (Halpern, 2016; Hausman, 2005). For example, the question *Does smoking causes lung cancer?* pertains to type causality, while *Was Fred’s smoking habit responsible for his lung cancer?* pertains to actual causality.

### A.2 The Factors in Actual Causality and Causal Judgment

For actual causality factors, we consider the HP definition of causality (Definition 1), the definition of necessary cause (Definition 2), and the definition of sufficient cause (Definition 3). In causal judgment, the relevant factors have been summarized by domain experts (Nie et al., 2023) and discussed in Section 2.4. Proposition 1 formally proves that an actual cause is an extension of a necessary cause.

**Definition 3.**  $X = x$  is a sufficient cause of  $\varphi$  in the causal setting  $(M, \mathbf{u})$  if the following four conditions hold:

SC1.  $(M, \mathbf{u}) \models (X = x) \text{ and } (M, \mathbf{u}) \models \varphi$ .

SC2. Some conjunct of  $X = x$  is part of a cause of  $\varphi$  in the causal setting  $(M, \mathbf{u})$ .

SC3.  $(M, \mathbf{u}') \models [X \leftarrow x]\varphi$  for all contexts  $\mathbf{u}'$ .

SC4.  $X$  is minimal; there is no strict subset  $X'$  of  $X$  such that  $X' = x'$  satisfies conditions SC1, SC2, and SC3, where  $x'$  is the restriction of  $x$  to the variables in  $X$ .

**Proposition 1.** If  $X = x$  is a but-for cause of  $\varphi$  in the causal setting  $(M, \mathbf{u})$ , then  $X = x$  is a cause of  $\varphi$  according to the HP definition.

*Proof.* Suppose  $X = x$  is a but-for cause of  $\varphi$ . Then there exists at least a possible value  $x'$  such that  $(M, \mathbf{u}) \models [X \leftarrow x']\neg\varphi$ . Let  $W = \emptyset$  and consider the intervention  $X \leftarrow x'$ . Then AC2 is satisfied. Therefore,  $X = x$  qualifies as an actual cause, as a special case where  $W = \emptyset$ .  $\square$

We also include *responsibility* as a factor. In natural language contexts, responsibility is a multi-factorial and qualitative indicator of causal contribution, which can be practically defined as the relative degree to which a causal event contributes causally to an outcome event in comparison to other contributing events (Kiciman et al., 2023). To sum up, we consider actual causality factors  $f_{ac}$ ,  $f_{nc}$ ,  $f_{sc}$ , and  $f_{resp}$ . Additionally, we include the factor  $f_{occur}$  to ensure the satisfaction of AC1 in Definition 1. For causal judgment factors, we consider  $f_n$  and  $f_i$ . The temporal order of events is modeled using the factor  $f_{order}$ . It is worth noting that the notion of a “causal structure” implicitly corresponds to the factors  $f_{sc}$  and  $f_{nc}$ : a conjunctive structure implies necessary causes, while a disjunctive structure implies sufficient causes.

### A.3 A Failure Case of But-for Causation

A classic example of preemption (Lewis, 2000) is as follows:

*Suzy and Billy both pick up rocks and throw them at a bottle. Suzy’s rock gets there first, shattering the bottle. Because both throws are perfectly accurate, Billy’s would have shattered the bottle had it not been preempted by Suzy’s throw.*

Here, the but-for test fails. According to the but-for definition, neither Suzy’s nor Billy’s throw would be identified as the cause of the bottle shattering. However, Definition 1 can capture this nuance.

*Proof.* We construct a structural causal model with the following variables:

- $ST$  for “Suzy throws,” with values 0 (she does not) and 1 (she does);

- $BT$  for “Billy throws,” with values 0 (he does not) and 1 (he does);
- $SH$  for “Suzy’s rock hits the bottle,” with values 0 (it does not) and 1 (it does);
- $BH$  for “Billy’s rock hits the bottle,” with values 0 (it does not) and 1 (it does);
- $BS$  for “bottle shatters,” with values 0 (it does not) and 1 (it does).

The corresponding structural equations are defined as:

- $BS = 1$  if  $SH = 1$  or  $BH = 1$ ;
- $SH = 1$  if  $ST = 1$ ;
- $BH = 1$  if  $BT = 1$  and  $SH = 0$ .

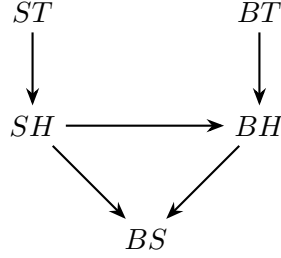


Figure 5: The causal representation of the preemption case.

According to Definition 1,  $ST = 1$  is a cause of  $BS = 1$ , whereas  $BT = 1$  is not. First, it is clear that both  $ST = 1$  and  $BS = 1$  satisfy AC1 and AC3. For  $ST = 1$ , if Suzy had not thrown ( $ST \rightarrow 0$ ) and  $W = \{BH\}$ , then the bottle would not have shattered ( $BS = 0$ ) since we have forced Billy’s rock not to hit the bottle ( $BH \rightarrow 0$ ). Thus,  $ST = 1$  is an actual cause of  $BS = 1$ . For  $BT = 1$ , if Billy had not thrown ( $BT \rightarrow 0$ ), all other variables would remain unchanged, including  $BS$ . Therefore,  $BT = 1$  is not an actual cause of  $BS = 1$  since no suitable  $W$  can be found to satisfy AC2.  $\square$

## B Details of HCR-REASONER

### B.1 Details of Algorithm 1

#### B.1.1 Notations

Formally, we consider the following factors in actual causality and causal judgment:

$$(f_{ac}, f_{nc}, f_{sc}, f_n, f_i, f_{occur}, f_{order}, f_{resp}).$$

Let  $E$  be a focal causal event and  $O$  be the outcome event. We define the following:

- $f_{ac}^E$ : Whether  $E$  is an actual cause of  $O$  (based on Definition 1).
- $f_{nc}^E$ : Whether  $E$  is part of a disjunctive structure, i.e., a sufficient cause of  $O$ .
- $f_{sc}^E$ : Whether  $E$  is part of a conjunctive structure, i.e., a necessary cause of  $O$ .
- $f_n^E$ : Whether  $E$  violates a prescriptive or descriptive norm.
- $f_i^E$ : Whether  $E$  is an agent’s action, and the agent is aware of the potential outcomes of their action and knowingly performs an action that leads to a foreseeable bad outcome.
- $f_{occur}^E$ : Whether  $E$  actually occurs in the causal setting.
- $f_{order}^E$ : The temporal order of  $E$  relative to other events in the causal setting. It is an integer starting from 0, where simultaneous events share the same  $f_{order}$ .
- $f_{resp}^E$ : The responsibility of  $E$  relative to other causal events specified. It has different definitions in different settings.

### B.1.2 Reasoning Process Partitioning

First, for reasoning process partitioning (Lines 4, 5, 6, and 15), we use factors  $(f_{ac}^E, f_{nc}^E, f_{sc}^E)$ . When  $E$  is sufficient, the partitioning is based on  $f_{nc}^E$ ; when  $E$  is not sufficient, the partitioning is based on  $f_{ac}^E$ . The objective of partitioning is to ensure that, within each partition, the causal relationship between  $E$  and  $O$  can be assessed using existing techniques from actual causality and causal judgment.

**Case 1:**  $f_{sc}^E$  holds (i.e.,  $E$  is sufficient). The partitioning is based on  $f_{nc}^E$ .

*Proof.* If  $f_{nc}^E$  holds,  $f_{ac}^E$  holds by Proposition 1. Since  $f_{sc}^E$  also holds,  $E$  has 100% responsibility for  $O$ , making the causal relationship determined. If  $\neg f_{nc}^E$  holds, this corresponds to preemption (Halpern and Pearl, 2005; Halpern, 2016) or overdetermination (Schaffer, 2003), which are well-studied and defined primarily based on  $f_{nc}$  rather than  $f_{ac}$ .  $\square$

**Case 2:**  $\neg f_{sc}^E$  holds (i.e.,  $E$  is not sufficient). The partitioning is based on  $f_{ac}^E$ .

*Proof.* If  $f_{ac}^E$  holds,  $E$  is at least part of a cause by Definition 1. We then only need to consider factors that increase causal strength. If  $\neg f_{ac}^E$  holds,  $\neg f_{nc}^E$  holds by Proposition 1. Since  $\neg f_{sc}^E$  also holds,  $E$  has 0% responsibility for  $O$ , making the causal relationship determined.  $\square$

The partitions are exhaustive, as they jointly cover the entire space of possibilities. Furthermore, within each partition, the causal relationship between  $E$  and  $O$  can be effectively assessed using existing theory from actual causality and causal judgment. Therefore, the partitioning process is well-founded.

### B.1.3 Rules within Each Partition

Then, we will justify how to assess the causal relationship within each partition using rules.

#### Partition 1 (Line 4)

*Proof.*  $E$  is necessary, thus it is also an actual cause (Proposition 1). Therefore,  $E$  is a sufficient actual cause (100% responsibility), thus a cause of  $O$ .

$$f_{nc}^E \wedge f_{sc}^E \Rightarrow f_{ac}^E \wedge f_{sc}^E \Rightarrow E \text{ has 100\% responsibility for } O \Rightarrow E \text{ is a cause of } O.$$

$\square$

#### Partition 2 (Line 5)

*Proof.*  $E$  is not an actual cause, thus it is also unnecessary (Proposition 1). Therefore,  $E$  is insufficient and unnecessary (0% responsibility), thus not a cause of  $O$ .

$$\neg f_{ac}^E \wedge \neg f_{sc}^E \Rightarrow \neg f_{nc}^E \wedge \neg f_{sc}^E \Rightarrow E \text{ has 0\% responsibility for } O \Rightarrow E \text{ is not a cause of } O.$$

$\square$

#### Partition 3 (Lines 6-14)

*Proof.*  $E$  is unnecessary but sufficient, indicating the existence of a set of alternative sufficient causal events  $\mathcal{C}_s$ , each of which can independently cause  $O$ . In actual causality, typically only one causal event actually takes effect (Halpern, 2016). If events in  $\mathcal{C}_s$  do not occur simultaneously, the one that occurs first is judged as the preemptive cause of  $O$  (Line 9), while the others are not (Line 10) (Halpern and Pearl, 2005; Halpern, 2016). Otherwise, if events in  $\mathcal{C}_s$  occur simultaneously,



their responsibilities should be compared. Here, responsibility is defined as the relative degree to which  $E$  causally contributes to  $O$  compared with other events in  $\mathcal{C}_s$ . Causal contribution is evaluated using the remaining factors, i.e.,  $f_{\text{resp}}^E \leftarrow \Phi(f_n^E, f_i^E, f_{\text{order}}^E)$ . If  $E$  has the highest responsibility for  $O$ , it is a judged cause of  $O$  (Line 13) since it actually takes effect; otherwise, it is not (Line 14). In the special case where all events in  $\mathcal{C}_s$  have equal responsibility, the scenario corresponds to overdetermination (Schaffer, 2003), where each event in  $\mathcal{C}_s$  is a judged cause of  $O$ . Formally, let  $\mathcal{C}_s$  be the set of causal events that satisfy  $\neg f_{\text{nc}} \wedge f_{\text{sc}}$  (including  $E$ ), then:

$$\begin{aligned} \exists E_s \in \mathcal{C}_s, f_{\text{order}}^{E_s} < f_{\text{order}}^E &\Rightarrow E \text{ does not actually take effect} \\ &\Rightarrow E \text{ is not a judged cause of } O. \end{aligned}$$

$$\begin{aligned} \forall E_s \in \mathcal{C}_s, f_{\text{order}}^{E_s} \geq f_{\text{order}}^E &\Rightarrow E \text{ actually takes effect} \\ &\Rightarrow E \text{ is a judged cause of } O. \end{aligned}$$

$$\begin{aligned} \forall E_s \in \mathcal{C}_s, f_{\text{order}}^{E_s} = f_{\text{order}}^E \wedge f_{\text{resp}}^E = \max_{E_s \in \mathcal{C}_s} f_{\text{resp}}^{E_s} &\Rightarrow E \text{ actually takes effect} \\ &\Rightarrow E \text{ is a judged cause of } O. \end{aligned}$$

$$\begin{aligned} \forall E_s \in \mathcal{C}_s, f_{\text{order}}^{E_s} = f_{\text{order}}^E \wedge f_{\text{resp}}^E \neq \max_{E_s \in \mathcal{C}_s} f_{\text{resp}}^{E_s} &\Rightarrow E \text{ does not actually take effect} \\ &\Rightarrow E \text{ is not a judged cause of } O. \end{aligned}$$

□

#### Partition 4 (Lines 15-21)

*Proof.* Since  $E$  is an actual cause, it is at least part of a cause by Definition 1. To determine whether  $E$  is a judged cause of  $O$ , we consider conditions that enhance causal strength, including norm violations and intended behaviors. If  $E$  satisfies either of these conditions, it is a judged cause of  $O$  (Line 16). If neither condition is met, we turn to its responsibility  $f_{\text{resp}}^E \leftarrow \Phi(f_{\text{order}}^E)$ . If  $E$  is uniquely the most responsible for  $O$ , it is a judged cause of  $O$  (Line 20); otherwise, it is not (Line 21). Formally, let  $\mathcal{C}_a$  be the set of causal events that satisfy  $f_{\text{ac}}^E \wedge \neg f_{\text{sc}}$  (including  $E$ ), then:

$$f_{\text{ac}}^E \wedge (f_n^E \vee f_i^E) \Rightarrow \text{The causal strength of } E \text{ is enhanced} \Rightarrow E \text{ is a judged cause of } O.$$

$$\begin{aligned} f_{\text{ac}}^E \wedge \neg(f_n^E \vee f_i^E) \wedge \forall E_a \in \mathcal{C}_a, f_{\text{resp}}^E > f_{\text{resp}}^{E_a} &\Rightarrow \text{The causal strength of } E \text{ is enhanced} \\ &\Rightarrow E \text{ is a judged cause of } O. \end{aligned}$$

$$\begin{aligned} f_{\text{ac}}^E \wedge \neg(f_n^E \vee f_i^E) \wedge \exists E_a \in \mathcal{C}_a, f_{\text{resp}}^E \leq f_{\text{resp}}^{E_a} &\Rightarrow \text{The causal strength of } E \text{ is not enhanced} \\ &\Rightarrow E \text{ is not a judged cause of } O. \end{aligned}$$

□

## B.2 Details of Explanation Generation

In Algorithm 1, an explanation is generated for each answer. Most explanations are produced using predefined templates (Lines 4, 5, 9-10 and 16). For responsibility-related decisions (Lines 13-14 and 20-21), the explanations are generated by the LLM responsible for determining responsibility. First, we present the templates for producing explanations. In each template, the placeholder  $E$  is replaced with the actual causal event in the current for-loop, and  $O$  is replaced with the actual outcome event.

L04.  $E$  is a cause of  $O$ , since  $E$  is both sufficient and necessary.

L05.  $E$  is not a cause of  $O$ , since  $E$  is neither sufficient nor necessary.

L09.  $E$  is a cause of  $O$ , since  $E$  occurs the earliest in a disjunctive causal structure.

L10.  $E$  is not a cause of  $O$ , since  $E$  does not occur the earliest in a disjunctive causal structure.

L16.  $E$  is a cause of  $O$ , since  $E$  is an actual cause and it violates a norm or is an intended behavior of an agent.

Second, we provide examples of LLM-generated explanations.

**Example for Line 13.**

Yes, the focal causal event “Billy arrives at 9 am” is equally responsible relative to the other causal event “Suzy arrives at 9 am”. Both Billy and Suzy arrived at the same time, triggering the motion detector. Although Billy was explicitly told not to come, Suzy was also explicitly told to come at exactly 9 am, making both of them equally responsible for the outcome.

**Example for Line 14.**

No. In the story, Drew, Kylie, and Oliver all ordered coffee on the same day, and any one of them ordering coffee would have been sufficient for the coffee shop to make a profit. However, Drew’s action of ordering coffee on a Tuesday was unexpected and violated the norm, as he usually doesn’t order coffee on Tuesdays. This makes Drew’s action more noticeable, but it doesn’t make him more responsible for the coffee shop’s profit than Kylie or Oliver, who also ordered coffee.

**Example for Line 20.**

Yes, the focal causal event “Brother steps on a slippery patch” is more responsible relative to other causal events in the list. This is because it occurs later in the sequence of events, closer to the outcome event. The brother stepping on the slippery patch directly leads to him knocking over the lamp, which then fractures the water pipe, causing the damage. The other events, while they set the stage for this to happen, are further removed from the outcome event in terms of temporal order.

**Example for Line 21.**

No. Based on the story, Alice’s action of logging in at 9.30 am is not more responsible than Zoe’s action of logging in at 9 am for the outcome event. This is because both actions are necessary for the outcome to occur, and Zoe’s action, which violates the company policy, happens first. Therefore, Zoe’s action has a higher temporal order and is considered more responsible for the outcome.

## **C Details of HCR-BENCH**

### **C.1 Details of Data Cleaning**

We perform the following operations to clean the Big-Bench Hard causal judgment dataset:

OP1. Remove *duplicate* samples.

OP2. Remove *erroneous* samples. For example, samples missing critical background information.

OP3. Remove *irrelevant* samples. For examples, samples querying about intention.

OP4. Correct *partially flawed* samples. These are samples with issues in the story background, query, or answer. In many cases, errors in the query and answer co-occur. For instance, a duplicated or malformed query often results in an incorrect answer.

We also provide examples illustrating the last three type of operation below.

#### Erroneous Sample.

# The “motion detector” has not appeared in the story background.

**Story:** Suzy and Billy are working on a project that is very important for our nation’s security. The boss tells Suzy: “Be sure that you are here at exactly 9 am. It is absolutely essential that you arrive at that time.” Then he tells Billy: “Be sure that you do not come in at all tomorrow morning. It is absolutely essential that you not appear at that time.” Both Billy and Suzy arrive at 9 am.

**Query:** Did Billy cause the **motion detector** to go off?

**Answer:** No

#### Irrelevant Sample.

# The sample is querying about intention.

**Story:** The CEO of a company is sitting in his office when his Vice President of R&D comes in and says, “We are thinking of starting a new programme. It will help us increase profits, but it will also harm the environment.” The CEO responds that he doesn’t care about harming the environment and just wants to make as much profit as possible. The programme is carried out, profits are made and the environment is harmed.

**Query:** Did the CEO **intentionally** harm the environment?

**Answer:** Yes

#### Partially Flawed Sample.

# In the story, “work emails” is mistakenly written as “spam emails”.

**Story:** Billy and Suzy work for the same company. They work in different rooms, and both of them sometimes need to access the central computer of the company. Nobody at the company is aware that if two people are logged into the central computer at the same time, some **spam emails** containing important customer information are immediately deleted from the central computer. In order to make sure that two people are available to answer phone calls during designated calling hours, the company issued the following official policy: Billy and Suzy are both permitted to log into the central computer in the mornings, and neither of them are permitted to log into the central computer in the afternoons. Today at 9 am, Billy and Suzy both log into the central computer at the same time. Immediately, some work emails containing important customer information are deleted from the central computer.

**Query:** Did Suzy cause the central computer to delete some work emails containing important customer information?

**Answer:** Yes

## C.2 Details of Data Annotation

The labeling process is conducted by a graduate student focusing on causal reasoning and LLMs. The annotation criteria are presented in Table 5. The annotation process follows the pipeline below:

- S1. Annotate  $\mathcal{C}$  and  $\mathcal{O}$ . We first manually annotate the events. Then, we use GPT-4 to perform event detection and refine our annotations by comparing them with GPT-4’s results.
- S2. Annotate  $(f_{\text{occur}}, f_{\text{order}})$ . The occurrences and temporal orders of events are usually explicit in the story, making them relatively straightforward to label.
- S3. Annotate  $(f_{\text{ac}}, f_{\text{nc}}, f_{\text{sc}}, f_{\text{n}}, f_{\text{i}})$ . This step is more labor-intensive due to the complexity of the factors (especially  $f_{\text{ac}}$ ). First, we group the factors into two sets:  $(f_{\text{ac}}, f_{\text{nc}}, f_{\text{sc}})$  and  $(f_{\text{n}}, f_{\text{i}})$ . In the first group, the annotation follows the order  $f_{\text{nc}} \rightarrow f_{\text{ac}} \rightarrow f_{\text{sc}}$ . This order is based on dependency:  $f_{\text{nc}}$  is the simplest to determine, and if it holds,  $f_{\text{ac}}$  necessarily holds as well; in turn  $f_{\text{sc}}$  depends on

$f_{ac}$ . Only when  $\neg f_{nc}$  holds do we need to assess  $f_{ac}$  by considering *contingencies* in AC2. In AC2, contingencies refer to holding the values of  $\mathbf{W}$  fixed at their original values when intervening to set  $\mathbf{X}$  to  $\mathbf{x}'$ . The second group,  $(f_n, f_i)$ , is relatively straightforward to annotate, as these factors are also explicit in the story. Second, to further alleviate cognitive load, we input the annotated events into GPT-4 and use its predictions as auxiliary references. We then carefully revise the annotations in accordance with the definitions in the annotation guideline.

While the average human accuracy on Big-Bench Hard causal judgment is only 69.60% (Suzgun et al., 2023), this does not reflect the quality of our annotations. First, we decompose each problem into intermediate reasoning steps, allowing annotators to better understand and process each sample. Second, we leverage LLM-generated reasoning steps as auxiliary information to reduce cognitive load. Finally, after labeling, each sample is manually reviewed multiple times to ensure the quality of the resulting “seed samples” used for data generation.

Table 5: Annotation guideline.

Factors	Values	Definitions
$f_{\text{occur}}^E$	TRUE FALSE	$E$ actually occurs in the causal setting. Otherwise.
$f_{\text{order}}^E$	/	An integer starting from 0, denoting the temporal order of $E$ relative to other events in the causal setting. If two events occur simultaneously, they should share the same $f_{\text{order}}$ .
$f_{ac}^E$	TRUE  FALSE	$E$ is an actual cause of $O$ by Definition 1. If 1) $f_{\text{occur}}^E \wedge f_{\text{occur}}^O$ holds and 2) $f_{nc}^E$ holds while allowing contingencies based on AC2, then $f_{ac}^E$ holds. [Proof: AC1 holds if $f_{\text{occur}}^E \wedge f_{\text{occur}}^O$ holds; AC2 holds if $f_{nc}^E$ holds while allowing contingencies; AC3 already holds since we only annotate minimal/atomic and non-overlapping causal events.] Otherwise.
$f_{nc}^E$	TRUE FALSE	$E$ is a necessary cause of $O$ by the but-for definition. If but for $E$ , $O$ would not have occurred, then $f_{nc}^E$ holds. Otherwise.
$f_{sc}^E$	TRUE  FALSE	$E$ is a sufficient cause of $O$ by Definition 3. If 1) $f_{ac}^E$ holds and 2) $E$ always suffices to cause $O$ while changing the $f_{\text{occur}}$ factor of other causal events, then $f_{sc}^E$ holds. [Proof: SC1 holds if $f_{\text{occur}}^E \wedge f_{\text{occur}}^O$ holds; SC2 holds if $f_{ac}^E$ holds; SC3 holds by counterfactual reasoning on causal events other than $E$ ; SC4 already holds since we only annotate minimal/atomic and non-overlapping causal events. Also, if $f_{ac}^E$ holds, $f_{\text{occur}}^E \wedge f_{\text{occur}}^O$ holds.] Otherwise.
$f_n^E$	TRUE FALSE	$E$ violates a prescriptive or descriptive norm. Otherwise.
$f_i^E$	TRUE FALSE	$E$ is an agent’s behavior and the agent is aware of the potential consequences of their action and knowingly performs an action that leads to a foreseeable bad outcome. Otherwise.

### C.3 Details of Data Verification

For seed samples, we primarily perform manual validation, whereas for generated samples, we conduct both automated and manual evaluations.

**Seed Samples.** We manually review each seed sample multiple times, iteratively refining our annotations using LLM-generated auxiliary information and the metadata provided by Suzgun et al. (2023).

**Generated Samples.** On the one hand, we implement code to automatically check whether the reasoning logic, i.e., the causal setting and factor values, of each generated sample is consistent with its seed sample. Fewer than 1% of samples are found inconsistent (mostly involving incorrect values for  $f_i$ ), which are then manually corrected. Also, we verify whether the factor values of each generated sample corresponds to a correct gold answer using Algorithm 1; all samples pass this automatic check. On the other hand, we



randomly sample  $\sim 33.3\%$  (310 out of 930) generated samples and evaluate whether 1) the story contains sufficient information for answering the query, 2) the reasoning logic is consistent with the story, and 3) the gold answer is correct. Only 2 samples (0.6%) are found to lack essential reasoning information; we regenerate and verify these samples.

## D Empirical Results

### D.1 Pilot Experiment: Complete Results and Significance Tests

The complete results of the pilot study is shown in Table 6. We report both overall and fine-grained accuracies along with standard deviations over 10 runs. The results include 3 open-source and 3 closed-source LLMs under 4 different settings, providing comprehensive experimental coverage. First, for causation queries, all models exhibit consistent performance improvements with the integration of HCR-REASONER, with open-source LLMs generally benefiting more. For instance, GPT-4’s accuracy on causation queries increase from 62.48% to 74.61% after applying HCR-REASONER. GPT-4 + HCR-REASONER also achieves the highest overall accuracy of 75.51%, significantly surpassing the average human performance of 69.60%. These results suggest that our work offers a promising direction for human-like causal reasoning in the era of LLMs. That is, incorporating domain theory into LLMs to enhance reasoning capabilities. Second, neither zero-shot nor manual CoT is sufficient for human-like causal reasoning. This suggests the inherent difficulty of the task.

Table 6: Complete results of the pilot study.

Methods	Acc. (C.)	Acc. (I.)	Acc.
Human Average	-	-	69.60% $\pm$ 0.00%
Qwen2.5-32B-Instruct	65.25% $\pm$ 0.32%	80.43% $\pm$ 0.00%	68.98% $\pm$ 0.24%
+ zero-shot CoT	61.70% $\pm$ 0.78%	75.22% $\pm$ 1.74%	65.03% $\pm$ 0.49%
+ manual CoT	65.89% $\pm$ 0.59%	79.13% $\pm$ 1.06%	69.14% $\pm$ 0.34%
+ HCR-REASONER	70.14% $\pm$ 1.83%	80.43% $\pm$ 0.00%	72.67% $\pm$ 1.38%
Qwen2.5-72B-Instruct	65.89% $\pm$ 1.21%	77.83% $\pm$ 1.30%	68.82% $\pm$ 1.04%
+ zero-shot CoT	62.06% $\pm$ 2.27%	77.83% $\pm$ 3.61%	65.94% $\pm$ 2.02%
+ manual CoT	63.12% $\pm$ 2.01%	79.13% $\pm$ 1.06%	67.06% $\pm$ 1.59%
+ HCR-REASONER	71.63% $\pm$ 0.90%	79.13% $\pm$ 1.44%	73.48% $\pm$ 0.49%
DeepSeek-V3	66.45% $\pm$ 1.96%	77.61% $\pm$ 1.70%	69.20% $\pm$ 1.76%
+ zero-shot CoT	67.38% $\pm$ 2.73%	74.57% $\pm$ 3.37%	69.14% $\pm$ 1.82%
+ manual CoT	62.62% $\pm$ 2.15%	76.30% $\pm$ 1.52%	65.99% $\pm$ 1.59%
+ HCR-REASONER	69.93% $\pm$ 1.88%	78.48% $\pm$ 1.17%	72.03% $\pm$ 1.62%
Claude-3.5-Sonnet	67.23% $\pm$ 2.57%	73.04% $\pm$ 4.68%	68.66% $\pm$ 2.52%
+ zero-shot CoT	65.25% $\pm$ 4.09%	71.96% $\pm$ 4.29%	66.90% $\pm$ 3.69%
+ manual CoT	59.65% $\pm$ 3.21%	84.57% $\pm$ 2.27%	65.78% $\pm$ 2.37%
+ HCR-REASONER	72.62% $\pm$ 1.11%	75.43% $\pm$ 4.24%	73.32% $\pm$ 1.54%
GPT-4o-2024-11-20	54.89% $\pm$ 1.53%	85.22% $\pm$ 1.90%	62.35% $\pm$ 1.29%
+ zero-shot CoT	61.99% $\pm$ 1.20%	77.39% $\pm$ 3.25%	65.78% $\pm$ 1.15%
+ manual CoT	60.64% $\pm$ 0.91%	78.48% $\pm$ 2.27%	65.03% $\pm$ 0.55%
+ HCR-REASONER	70.50% $\pm$ 1.96%	85.22% $\pm$ 2.13%	74.12% $\pm$ 1.36%
GPT-4-0613	62.48% $\pm$ 0.59%	80.22% $\pm$ 2.65%	66.84% $\pm$ 0.83%
+ zero-shot CoT	62.77% $\pm$ 0.73%	81.52% $\pm$ 1.46%	67.38% $\pm$ 0.68%
+ manual CoT	65.89% $\pm$ 0.92%	78.26% $\pm$ 0.97%	68.93% $\pm$ 0.65%
+ HCR-REASONER	<b>74.61%<math>\pm</math>0.76%</b>	78.26% $\pm$ 2.17%	<b>75.51%<math>\pm</math>0.79%</b>

We have also conducted an approximate randomization test (Edgington, 1969) to assess the statistical significance of HCR-REASONER on Big-Bench Hard causal judgment, since this dataset is relatively small in size. For each model, we evaluate HCR-REASONER and 3 baselines across 10 runs. Each test is repeated 30 times with 10000 trials per run to compute the mean  $p$ -value. A Bonferroni correction

(Dunn, 1961) is applied for multiple comparisons (18 in total: 6 models  $\times$  3 baselines), yielding a corrected significance threshold of approximately 0.00278. As shown below, HCR-REASONER achieves statistical significance in 18/18 comparisons and 16/18 comparisons after Bonferroni correction, despite the relatively small size of Big-Bench Hard causal judgment.

Table 7: Statistical significance of HCR-REASONER on Big-Bench Hard causal judgment.

Model	Comparison	Accuracy Diff	$p$ -value ( $\pm$ std)	Significant	Significant (Bonferroni)
Qwen2.5-32B-Instruct	HCR-REASONER vs. Vanilla	0.0369	$0.0020 \pm 0.0004$	✓	✓
	HCR-REASONER vs. Zero-shot CoT	0.0765	$0.0021 \pm 0.0004$	✓	✓
	HCR-REASONER vs. Manual CoT	0.0353	$0.0022 \pm 0.0004$	✓	✓
Qwen2.5-72B-Instruct	HCR-REASONER vs. Vanilla	0.0465	$0.0022 \pm 0.0004$	✓	✓
	HCR-REASONER vs. Zero-shot CoT	0.0754	$0.0022 \pm 0.0003$	✓	✓
	HCR-REASONER vs. Manual CoT	0.0642	$0.0020 \pm 0.0004$	✓	✓
DeepSeek-V3	HCR-REASONER vs. Vanilla	0.0283	$0.0079 \pm 0.0009$	✓	×
	HCR-REASONER vs. Zero-shot CoT	0.0289	$0.0020 \pm 0.0005$	✓	✓
	HCR-REASONER vs. Manual CoT	0.0604	$0.0020 \pm 0.0003$	✓	✓
Claude-3.5-Sonnet	HCR-REASONER vs. Vanilla	0.0465	$0.0080 \pm 0.0007$	✓	×
	HCR-REASONER vs. Zero-shot CoT	0.0642	$0.0021 \pm 0.0005$	✓	✓
	HCR-REASONER vs. Manual CoT	0.0754	$0.0020 \pm 0.0004$	✓	✓
GPT-4o-2024-11-20	HCR-REASONER vs. Vanilla	0.1176	$0.0019 \pm 0.0005$	✓	✓
	HCR-REASONER vs. Zero-shot CoT	0.0834	$0.0020 \pm 0.0005$	✓	✓
	HCR-REASONER vs. Manual CoT	0.0909	$0.0021 \pm 0.0004$	✓	✓
GPT-4-0613	HCR-REASONER vs. Vanilla	0.0866	$0.0021 \pm 0.0004$	✓	✓
	HCR-REASONER vs. Zero-shot CoT	0.0813	$0.0020 \pm 0.0004$	✓	✓
	HCR-REASONER vs. Manual CoT	0.0658	$0.0020 \pm 0.0005$	✓	✓

## D.2 Case Study: Reasoning Steps under Different Settings

For the first axis of our case study, we present the reasoning steps of Claude under different settings to quantitatively assess the effectiveness of HCR-REASONER. In the example below, there are three main causal events: 1)  $E_1$ , Alex’s miscommunication about the can color; 2)  $E_2$ , Alex uses A X200R; and 3)  $E_3$ , Benni unknowingly uses B Y33R following Tom’s instruction. The outcome event  $O$  is “The plants dry out.” It is straightforward to identify that the conjunction of  $E_2$  and  $E_3$  constitutes a cause of  $O$ , where each is necessary but not sufficient and thus not a cause of  $O$  on its own. A potential source of confusion arises from  $E_3$ : one might mistakenly judge it to be an individual cause of  $O$  because it appears to violate the norm of Tom’s instruction. However, this is incorrect. The relevant norm in this context is the instruction provided by Alex that A X200R is in the green can and that Benni should use the fertilizer from the green can. Since Benni follows this instruction,  $E_1$  does not involve a norm violation. Therefore,  $E_1$  is merely part of a conjunctive cause of  $O$  and does not have the uniquely highest responsibility (by analyzing the temporal order), making the correct answer No (Line 21 of Algorithm 1).

### Example Sample

**Story:** Tom has a huge garden and loves flowers. He employed two gardeners who take care of the plants on his 30 flower beds: Alex and Benni. Both can independently decide on their working hours and arrange who cares for which flower beds. Alex and Benni are very reliable and Tom is satisfied with their work. Nevertheless he wants to optimize the plant growth. Since Tom has read in a magazine that plants grow better when they are fertilized, he decides to let Alex and Benni fertilize his plants. The magazine recommends the use of the chemicals A X200R or B Y33R, since both are especially effective. However, Tom also read that it can damage plants when they are exposed to multiple different types of chemicals. Tom therefore decides that he only wants to use one fertilizer. He goes for A X200R. Tom instructs Alex and Benni to buy the chemical A X200R and to use only this fertilizer. Alex volunteers for buying several bottles of this chemical for Benni and himself. After a few weeks, Tom goes for a walk in his garden. He realizes that some of his plants are much prettier and bigger than before. However, he also realizes that some of

his plants have lost their beautiful color and are dried up. That makes Tom very sad and reflective. He wonders whether the drying of his plants might have something to do with the fertilization. He wants to investigate this matter and talks to Alex and Benni. Alex tells him that he followed Tom’s instruction: “I only bought and used the chemical A X200R which I had funneled into the blue can.” Benni suddenly is startled and says to Alex: “What? You funneled A X200R into the blue can? But you told me you had funneled it into the green can! That’s why I always used the green can!” Alex replies: “Did I? Then I am sorry!” Tom remembers that he had filled B Y33R in a green can - long before he had read about the chemicals in his magazine. He had never used it. So Benni must have accidentally, without knowing it, applied the chemical B Y33R, whereas only Alex applied A X200R. Tom realizes that the plants dried up in the flower beds on which both A X200R and B Y33R were applied by the gardeners.

**Query:** Did Benni cause the plant to dry out?

**Gold Answer:** No.

As shown below, the vanilla, zero-shot CoT, and manual CoT settings exhibit similar patterns. On the one hand, Claude demonstrates the ability to identify causal and outcome events without explicit prompting and can also take into account factors such as intention. This indicates that the first two steps of HCR-REASONER are implicit capabilities of LLMs. However, Claude falls short in two key areas under these settings: 1) It fails to comprehensively consider all relevant factors. For instance, sufficiency and normality are entirely overlooked despite their importance in this example. 2) It lacks a structured mechanism to synthesize its causal analysis into a coherent decision. Consequently, Claude disproportionately relies on naive counterfactual dependence (i.e.,  $f_{nc}$ ), which undermines its reasoning quality. We have also seen similar patterns from other models, such as DeepSeek-R1. In contrast, with HCR-REASONER, Claude performs all key reasoning steps correctly. It first identifies the queried causal event, “Benni uses green can,” then accurately infers the factor values for both conjunctive causal events: “Benni uses green can” and “Alex uses blue can.” Following this, it correctly traverses Algorithm 1 to reach the final decision. Specifically, “Benni uses green can” satisfies  $\neg f_{ac} \wedge f_{sc}$  (Line 15), does not satisfy  $f_n \vee f_i$  (Line 16), and is not assigned the uniquely highest responsibility due to occurring later than other causal events (Lines 20-21). Thus, it leads to the correct answer. Although Claude identifies three additional causal events under this setting, they are inconsequential, as all factors take on False. This indicates that these events can be safely removed from the causal setting without affecting the outcome.

#### Claude Vanilla

To answer this question, we need to carefully analyze the causal chain of events and consider the role of Benni’s actions in the outcome.

Let’s break down the key points:

1. Tom decided to use only one fertilizer (A X200R) to avoid damaging plants with multiple chemicals.
2. Alex bought A X200R and funneled it into the blue can, but mistakenly told Benni it was in the green can.
3. Benni, believing Alex’s misinformation, used the fertilizer from the green can.
4. The green can actually contained B Y33R, which Tom had filled long ago and never used.
5. The plants dried up in flower beds where both A X200R and B Y33R were applied.

Benni’s action of using the fertilizer from the green can (unknowingly B Y33R) was a crucial part of the causal chain that led to the plants drying out. If Benni had not applied B Y33R, the plants would not have been exposed to both chemicals, which was the condition that caused the drying.

However, it's important to note that Benni's action was based on misinformation from Alex and was unintentional. Benni believed he was following Tom's instructions and using the correct fertilizer.

Despite the unintentional nature of Benni's action, from a strict causal perspective, Benni's application of B Y33R was a necessary condition for the harmful outcome.

Therefore, the answer is:

Yes

Benni did cause the plants to dry out, albeit unintentionally and as part of a chain of events involving misinformation and misunderstanding.

#### Claude + zero-shot CoT

To answer this question, let's break down the key events and analyze the causal chain:

1. Tom decided to use only one fertilizer (A X200R) to avoid damaging plants with multiple chemicals. 2. Alex bought A X200R and funneled it into a blue can. 3. Alex mistakenly told Benni that he had put A X200R in the green can. 4. Benni, trusting Alex's information, used the fertilizer from the green can. 5. The green can actually contained B Y33R, which Tom had filled long ago and never used. 6. The plants dried up in flower beds where both A X200R and B Y33R were applied.

Now, let's consider Benni's role in this causal chain:

1. Benni did not intentionally use B Y33R; he thought he was using A X200R based on Alex's misinformation.
2. Benni's action of using the fertilizer from the green can was a necessary component in the causal chain that led to the plants drying out.
3. If Benni had not used the fertilizer from the green can (B Y33R), the plants would not have been exposed to both chemicals and would not have dried out.
4. While Benni's action was based on misinformation, he still played a crucial role in the outcome.
5. In causal judgment, we often consider whether an action was a necessary part of the causal chain, regardless of the actor's intentions or knowledge.

Given these considerations, we can conclude that Benni did cause the plants to dry out, even though it was unintentional and based on misinformation.

Answer: Yes

Benni's actions were a necessary part of the causal chain that led to the plants drying out, even though he was not aware of the true nature of the fertilizer he was using. In causal analysis, the unintended consequences of an action can still be attributed to the actor if their action was necessary for the outcome to occur.

#### Claude + manual CoT

To answer this question, let's analyze the key points from the story:

1. Tom instructed both gardeners to use only A X200R fertilizer.
2. Alex bought A X200R and put it in the blue can.
3. Benni mistakenly thought A X200R was in the green can, which actually contained B Y33R.
4. The plants dried up in flower beds where both A X200R and B Y33R were applied.



5. Benni unknowingly used B Y33R from the green can.

Given these facts, we can conclude that Benni did indeed cause the plants to dry out, albeit unintentionally. Here's why:

1. Benni's use of B Y33R, combined with Alex's use of A X200R, created the condition that led to the plants drying out.
2. If Benni had not used the fertilizer from the green can (B Y33R), the plants would not have been exposed to both chemicals, which was the cause of the damage.
3. Even though Benni's actions were accidental and based on misinformation, they still contributed directly to the outcome.

Therefore, the answer is: Yes

Benni caused the plants to dry out, even though it was unintentional and based on a misunderstanding. In causal reasoning, the intent is not always necessary for establishing causation; the action and its consequences are what matter most.

#### Claude + HCR-REASONER

```
{
  "causal_events": {
    "Tom instructs to use A X200R": {
      "occur": True,
      "order": 0,
      "focal": False,
      "sufficient": False,
      "necessary": False,
      "halpern_pearl": False,
      "norm_violated": False,
      "behavior_intended": False
    },
    "Alex buys A X200R": {
      "occur": True,
      "order": 1,
      "focal": False,
      "sufficient": False,
      "necessary": False,
      "halpern_pearl": False,
      "norm_violated": False,
      "behavior_intended": False
    },
    "Alex funnels A X200R into blue can": {
      "occur": True,
      "order": 2,
      "focal": False,
      "sufficient": False,
      "necessary": False,
      "halpern_pearl": False,
      "norm_violated": False,
      "behavior_intended": False
    }
  }
}
```

```

    },
    "Alex tells Benni about green can": {
      "occur": True,
      "order": 3,
      "focal": False,
      "sufficient": False,
      "necessary": True,
      "halpern_pearl": True,
      "norm_violated": False,
      "behavior_intended": False
    },
    "Benni uses green can": {
      "occur": True,
      "order": 4,
      "focal": True,
      "sufficient": False,
      "necessary": True,
      "halpern_pearl": True,
      "norm_violated": False,
      "behavior_intended": False
    },
    "Alex uses blue can": {
      "occur": True,
      "order": 4,
      "focal": False,
      "sufficient": False,
      "necessary": True,
      "halpern_pearl": True,
      "norm_violated": False,
      "behavior_intended": False
    }
  },
  "outcome_event": {
    "Plants dry out": {
      "occur": True,
      "order": 5
    }
  }
}

```

Explanation:

No. Based on the story, “Benni uses green can” is not more responsible relative to the other events in the list. All three events (“Benni uses green can”, “Alex tells Benni about green can”, and “Alex uses blue can”) occur in sequence with “Alex tells Benni about green can” happening first (order 3), followed by both “Benni uses green can” and “Alex uses blue can” occurring simultaneously (both order 4). Since “Alex tells Benni about green can” occurs earlier, it would have more responsibility according to the temporal order criterion. Between “Benni uses green can” and “Alex uses blue can”, they have equal responsibility since they occur simultaneously (same order 4).

### D.3 Case Study: Seed Samples vs. Generated Samples

As for the second axis, we present examples comparing seed samples with generated samples to demonstrate that HCR-BENCH is both more challenging and diverse. The increased complexity and diversity primarily stem from the second step of our generation pipeline (see Appendix E.3): 1) Through addition, new details with spurious correlations may be introduced, potentially distracting models from the actual causal structure. For instance, in Example 1, the story of the seed sample contains only events relevant to the causal setting. In contrast, the generated sample includes an additional, irrelevant event “Sophia prepares the main course and appetizers.” This extraneous detail may mislead models into inferring a spurious correlation between this event and the outcome, thereby increasing the reasoning difficulty. 2) Through removal, important but non-essential causal cues such as explicit conjunctive statements like “When  $E_1$  and  $E_2$  occur,  $O$  will occur.” may be omitted. For instance, in Example 2, the seed sample explicitly states that “The machine will short circuit if both the black wire and the red wire touch the battery at the same time.” In contrast, the corresponding generated sample omits this explicit conjunctive specification, instead conveying it only implicitly. Such omissions increase the reasoning complexity of the sample. 3) Through reorganization, the structure of the story may become more diverse. In both Example 1 and 2, the seed sample and its corresponding generated sample differ in multiple aspects, including the story setting, the addition or removal of specific details, and the organization of individual sentences as well as the overall paragraph structure. As a result, the generated samples in HCR-BENCH pose greater challenges and exhibit higher diversity than their seed counterparts. This increased difficulty is also reflected in model performance: across all models, accuracy on causation queries declines in HCR-BENCH compared with in Big-Bench Hard causal judgment, and the gains attributed to HCR-REASONER are reduced accordingly.

#### Example 1: Addition leads to spurious correlations.

# Seed Sample.

**Story:** Louie is playing a game of basketball, and he made a bet with his friends who are watching on the sidelines. If Louie either makes a layup or makes a 3-point shot during the game, then he’ll win \$100. Just when the game started, Louie immediately got the ball at the 3-point line. He looked to the basket, dribbled in, and then made a layup right at the beginning of the game. Louie and his friends continued playing, but as hard as he tried, Louie couldn’t make another shot. And then right at the end of the game as the clock was winding down, Louie got the ball at the 3-point line. He looked to the basket, focused his shot, and made a 3-point shot right at the buzzer. Then the game ended. Because Louie would win \$100 if he either made a layup or a 3-point shot, Louie won \$100.

**Query:** Did Louie win the \$100 bet because he made the layup?

**Reasoning:**

```
{
  "causal_events": {
    "Louie makes a layup": {
      "occur": true,
      "order": 0,
      "focal": true,
      "sufficient": true,
      "necessary": false,
      "halpern_pearl": false,
      "norm_violated": false,
      "behavior_intended": true
    },
    "Louie makes a 3-point shot": {
      "occur": true,
```

```

        "order": 1,
        "focal": true,
        "sufficient": true,
        "necessary": false,
        "halpern_pearl": false,
        "norm_violated": false,
        "behavior_intended": true
    }
},
"outcome_event": {
    "Louie wins \"$100\": {
        "occur": true,
        "order": 2
    }
}
}

```

**Answer:** Yes

# Generated Sample.

**Story:** Sophia has invited friends over for a cozy dinner evening at her apartment, where she plans to showcase her cooking skills. The highlight of the night, according to her invitation, is the dessert, which she promised to prepare herself. The party will feature dessert if Sophia either bakes a cake or bakes cookies. Sophia decided to begin the day by focusing on the most intricate dessert: the cake. She spent hours meticulously measuring ingredients, frosting layers, and decorating the top with a swirl of fresh whipped cream. It turned out beautifully, and she proudly displayed it on the dining table. Feeling confident, Sophia dedicated her remaining time to preparing the main course and appetizers. As the guests began sending texts that they were on their way, Sophia realized she had just enough time to bake a quick batch of cookies. They were ready just as her first guests entered the apartment. With both options available, the party was a success, and dessert was served. Since the party would have dessert if Sophia either baked cookies or a cake, there was no shortage of delicious treats to enjoy.

**Query:** Did the dinner party have dessert because Sophia baked cookies?

**Reasoning:**

```

{
    "causal_events": {
        "Sophia bakes cookies": {
            "occur": true,
            "order": 1,
            "focal": true,
            "sufficient": true,
            "necessary": false,
            "halpern_pearl": false,
            "norm_violated": false,
            "behavior_intended": true
        },
        "Sophia bakes a cake": {
            "occur": true,
            "order": 0,
            "focal": true,
            "sufficient": true,

```

```

        "necessary": false,
        "halpern_pearl": false,
        "norm_violated": false,
        "behavior_intended": true
    }
},
"outcome_event": {
    "The party has dessert": {
        "occur": true,
        "order": 2
    }
}
}

```

**Answer:** No

#### Example 2: Removal leads to less explicit causal cues.

# Seed Sample.

**Story:** A machine is set up in such a way that it will short circuit if both the black wire and the red wire touch the battery at the same time. The machine will not short circuit if just one of these wires touches the battery. The black wire is designated as the one that is supposed to touch the battery, while the red wire is supposed to remain in some other part of the machine. One day, the black wire and the red wire both end up touching the battery at the same time. There is a short circuit.

**Query:** Did the black wire cause the short circuit?

**Reasoning:**

```

{
    "causal_events": {
        "The black wire touches the battery": {
            "occur": true,
            "order": 0,
            "focal": true,
            "sufficient": false,
            "necessary": true,
            "halpern_pearl": true,
            "norm_violated": false,
            "behavior_intended": false
        },
        "The red wire touches the battery": {
            "occur": true,
            "order": 0,
            "focal": false,
            "sufficient": false,
            "necessary": true,
            "halpern_pearl": true,
            "norm_violated": true,
            "behavior_intended": false
        }
    },
    "outcome_event": {
        "The machine short circuits": {

```



```

        "occur": true,
        "order": 1
    }
}

```

**Answer:** No

# Generated Sample.

**Story:** In a water management system for a large greenhouse, there are two valves controlling water supply to a central storage tank. Valve A is part of the main operational circuit, intended to manage daily water flow. Valve B, on the other hand, serves as an emergency bypass valve that should remain shut to prevent mixing excess water into the system. Under normal circumstances, if just one valve is open, the tank functions properly without incident. One morning, during a routine inspection, both Valve A and Valve B are mistakenly left open for hours, allowing water from two separate sources to flow into the tank concurrently. As a result, the tank exceeds its capacity and floods the greenhouse floor, causing damage.

**Query:** Did Valve A cause the overflow?

**Reasoning:**

```

{
  "causal_events": {
    "Valve A is open": {
      "occur": true,
      "order": 0,
      "focal": true,
      "sufficient": false,
      "necessary": true,
      "halpern_pearl": true,
      "norm_violated": false,
      "behavior_intended": false
    },
    "Valve B is open": {
      "occur": true,
      "order": 0,
      "focal": false,
      "sufficient": false,
      "necessary": true,
      "halpern_pearl": true,
      "norm_violated": true,
      "behavior_intended": false
    }
  },
  "outcome_event": {
    "The storage tank overflows": {
      "occur": true,
      "order": 1
    }
  }
}

```

**Answer:** No

## E Prompts

### E.1 Prompts for the Baselines

#### Vanilla

[SYSTEM] You are an expert in the field of actual causality and causal judgment. Given the story and query of a logic-based causal judgment problem, you can effectively solve it.

**Story:** {story}

**Query:** {query}

Answer (Yes or No?):

#### Zero-shot CoT

[SYSTEM] You are an expert in the field of actual causality and causal judgment. Given the story and query of a logic-based causal judgment problem, you can effectively solve it.

**Story:** {story}

**Query:** {query}

Let's think step by step.

Answer (Yes or No?):

#### Manual CoT

[SYSTEM] You are an expert in the field of actual causality and causal judgment. Given the story and query of a logic-based causal judgment problem, you can effectively solve it.

Here we will provide three chain-of-thought exemplars, followed by a binary question that needs to be answered.

**Story:** {story1}

**Query:** {query1}

**Answer (with chain of thought):** {answer1}

**Story:** {story2}

**Query:** {query2}

**Answer (with chain of thought):** {answer2}

**Story:** {story3}

**Query:** {query3}

**Answer (with chain of thought):** {answer3}

**Story:** {story}

**Query:** {query}

Answer (Yes or No?):

### E.2 Prompts for HCR-REASONER

#### Causal Setting Establishment

[SYSTEM] You are an expert in the field of actual causality and causal judgment. Given the story and query of a logic-based causal judgment problem, you can effectively assist in solving the problem following the instructions provided.

**Story:** {story}

**Query:** {query}

Based on the story and query of a logic-based causal judgment problem, establish the causal setting as follows.

1. Summarize the **causal events** and **outcome event** based on the story and query.
  - The causal events should causally contribute to the outcome event.
  - The causal events should be minimal/atomic and non-overlapping.
2. Label the **occurrences** and **temporal orders** of events based on the story.
  - Label occur as true if an event actually occurs.
  - Label order as an integer starting from 0, where simultaneous events should share the same order.
3. Label the **focal causal events** based on the query.
  - If the query asks whether a causal event causes the outcome event, the causal event has focal = true.
  - If the query asks whether an agent causes the outcome event, all causal events reflecting the agent's behaviors have focal = true.

Return the causal setting in the following JSON format:

```
{
  "causal_events": {
    CAUSAL_EVENT: {
      "occur": True/False,
      "order": ORDER,
      "focal": True/False
    },
    ...
  },
  "outcome_event": {
    OUTCOME_EVENT: {
      "occur": True/False,
      "order": ORDER
    }
  }
}
```

Return only the JSON, without any extra information.

### Causal Factors Analysis

Based on the story and causal setting, reason about the values of the following causal factors for each causal event.

1. sufficient = true if in the story, had a causal event occurred, the outcome event would have occurred, even if other causal events had occurred differently.
  2. necessary = true if in the story, had a causal event not occurred, the outcome event would not have occurred.
  3. halpern\_pearl = true if in the story, had a causal event not occurred, the outcome event would not have occurred, while allowing at least a subset of events in the causal setting to remain occurred had a causal event not occurred.
- \* sufficient = true, necessary = true, and halpern\_pearl = true can be satisfied through a path from a causal event to the outcome event, passing through other causal events.

4. `norm_violated` = true if in the story, a causal event violates norms, such as statistical modes, moral codes, laws, policies, or proper functioning in machines or organisms.
5. `behavior_intended` = true if in the story, a causal event is an agent’s behavior and the agent is aware of the potential consequences of their action and knowingly performs an action that leads to a foreseeable bad outcome.

Return the values of factors for causal events in the following JSON format:

```
{
  CAUSAL_EVENT: {
    "sufficient": True/False,
    "necessary": True/False,
    "halpern_pearl": True/False,
    "norm_violated": True/False,
    "behavior_intended": True/False
  },
  ...
}
```

Return only the JSON, without any extra information.

#### Determining $f_{\text{resp}}$ (Line 12)

Define responsibility as the relative degree (more, less, or equally) to which a causal event causally contributes to the outcome event, relative to other causal events specified. Here, assume responsibility is only determined by normality (`norm_violated`) and intention (`behavior_intended`). Return Yes if based on the story, the focal causal event “{focal\_event}” is equally or more responsible relative to other causal events in the list {S\_list}, else No. Then, explain briefly based on the story.

#### Determining $f_{\text{resp}}$ (Line 19)

Define responsibility as the relative degree (more, less, or equally) to which a causal event causally contributes to the outcome event, relative to other causal events specified. Here, assume responsibility is only determined by temporal order (`order`). Return Yes if based on the story, the focal causal event “{focal\_event}” is more responsible relative to other causal events in the list {H\_list}, else No. Then, explain briefly based on the story.

### E.3 Prompts for HCR-BENCH

#### Data Generation (Stage 1)

##### **Data Example:** {data\_example}

In the provided data sample: `story` is the story background of a logic-based causal judgment problem; `reasoning` details the reasoning process, including causal/outcome events and their factor values; `queries` are causality-related queries to the problem, each links to one or more focal causal events in reasoning; `answers` are Yes/No answers to the queries.

Generate a new data example as follows:

1. `story`: Rewrite with a different real-world setting while preserving the reasoning logic, i.e., only rephrase causal/outcome event descriptions.
2. `queries`: Formulate queries for the new story and identify the corresponding focal causal

events.

3. reasoning: Generate causal/outcome events and their factors for the new story while keeping factor values unchanged.
4. answers: Provide Yes/No answers to the queries.

Return the new data example in the same JSON format as the original one.  
Return only the JSON, without any extra information.

#### Data Generation (Stage 2)

Based on the generated data example, refine the new story to make it more distinctive while keeping reasoning unchanged:

1. Increase Details: Add relevant details to enhance the new story setting.
2. Remove Details: Eliminate elements that are only relevant to the original story.
3. Reorganize Structure: Adjust the narrative flow to avoid mirroring the original structure.

Return the modified data example in the same JSON format as the original one.  
Return only the JSON, without any extra information.