

KAQG: A Knowledge-Graph-Enhanced RAG for Difficulty-Controlled Question Generation

Ching Han Chen and Ming Fang Shiu

Abstract—KAQG introduces a decisive breakthrough for Retrieval-Augmented Generation (RAG) by explicitly tackling the two chronic weaknesses of current pipelines—transparent multi-step reasoning and fine-grained cognitive difficulty control—thereby turning RAG from a passive retriever into an accountable generator of calibrated exam items. Technically, the framework fuses knowledge graphs, RAG retrieval, and educational assessment theory into a single pipeline: domain passages are parsed into a structured graph, graph-aware retrieval feeds fact chains to an LLM, and an assessment layer governed by Bloom’s Taxonomy levels and Item Response Theory (IRT) transforms those chains into psychometrically sound questions. This cross-disciplinary marriage yields two scholarly contributions: it shows how semantic graph contexts guide LLM reasoning paths, and it operationalizes difficulty metrics inside generation, producing items whose IRT parameters match expert benchmarks. Every module—from KG construction scripts to the multi-agent reasoning scheduler and the automatic IRT validator—is openly released on GitHub, enabling peer laboratories to replicate experiments, benchmark against baselines, and extend individual components without licensing barriers. Its reproducible design paves the way for rigorous ablation studies, cross-domain transfer experiments, and shared leaderboards on multi-step reasoning benchmarks.

Index Terms—Educational technology, Knowledge representation, Multi-agent systems, Question generation.

I. INTRODUCTION

The fast-evolving Retrieval-Augmented Generation (RAG) technology significantly improves Large Language Models (LLMs) by enabling them to access domain-specific knowledge and generate relevant content based on real-world data [1]. Yet current RAG pipelines still fail to perform transparent multi-step reasoning or to regulate the cognitive difficulty of their outputs—a critical pain point that KAQG is designed to solve. For instance, RAG can utilize comprehensive information from educational resources to create exam questions that meet specific learning goals [2]. To

ensure more thorough integration of educational content, knowledge graphs with advanced reasoning abilities have been incorporated into the RAG framework [3]. Models such as HippoRAG [4], GNN-RAG [5], GRAG [6], ToG 2.0 [7], SUGRE [8], DALK [9], and GraphRAG [10] exemplify how this enhancement improves performance in complex multi-hop reasoning and cross-paragraph tasks. However, recent work on Agentic Reasoning emphasizes the importance of integrating structured memory—such as a “Mind Map” agent—alongside external tool usage (e.g., web search and coding) to further boost deep, multi-step reasoning capabilities [11].

Although RAG and its refinements have tackled many hallucination issues caused by limited domain-specific knowledge and outdated information [12], significant challenges arise when generating exam questions from educational materials. Most notably, vector-based similarity retrieval methods can lead to incomplete or redundant results, as they fail to capture deeper relationships within the text that are essential for multi-step reasoning. This shortcoming is particularly pronounced in specialized domains like law, medicine, and science, where the current next-token prediction mechanism of language models struggles with more complex logical or numerical reasoning required for accurate and coherent questions [7]. In contrast, agentic frameworks that employ structured knowledge graphs and external LLM-based agents (e.g., a coding agent) have demonstrated higher accuracy in similar expert-level tasks, notably in domains that demand detailed logical deduction [11].

By applying knowledge graph (KG) techniques, exam question generation from educational materials can be greatly improved [13]. KGs use SPO triples to define entities and their relationships, enabling structured connections and reducing redundancy through entity normalization [14]. Query languages like SPARQL or Cypher support precise retrieval, minimizing noise and enhancing inference [15]. Since query results carry explicit semantics, they can act as variables with distinct meanings, supporting agentic reasoning. This structured memory allows LLMs to perform coherent multi-hop reasoning and deterministic tasks like calculations, ensuring the generated questions are logical and closely aligned with educational content [16].

To address the above challenges and to highlight the cross-disciplinary fusion of knowledge graphs, RAG, and Assessment Theory, we propose Knowledge Augmented Question Generation (KAQG), which fully leverages the complementary strengths of these technologies. Rather than merely embedding graph structures into the knowledge-base process, this approach integrates the semantic types and

This work was supported by the National Environmental Research Academy in Taiwan under the project titled “AI Optimization for Waste Cleanup Professional Training Exam Question Development.” The authors gratefully acknowledge the Academy’s provision of resources, domain expertise, and guidance throughout the development of the KAQG system. (Corresponding author: Ming Fang Shiu.) The first author and the corresponding author contributed equally to this work.

Chin Han Chen, Professor, is with the Department of Computer Science and Information Engineering, National Central University, Taoyuan 32001, Taiwan (e-mail: pierre@csie.ncu.edu.tw).

Ming Fang Shiu, Ph.D. student, is with the Department of Computer Science and Information Engineering, National Central University, Taoyuan 32001, Taiwan (e-mail: 108582003@cc.ncu.edu.tw).

relationships from knowledge graphs, as well as commonly used logical forms, into both retrieval and generation stages [17]. As shown in Figure 1, the framework optimizes the following modules.

A. KAQG-Retriever

We propose a framework to extract educational materials into a knowledge graph, integrating various multimodal documents with extensibility [18]. Using LLMs, the system analyzes documents and converts content into KG elements, including entities, relationships, and hypernyms (concept nodes). Each subject is stored in a dedicated knowledge graph to ensure content relevance and prevent cross-domain contamination, enabling efficient organization and use for applications like question generation and intelligent tutoring. Incorporating agentic reasoning principles here allows the retriever to refine its queries and reduce noise, potentially by delegating tasks like coding for data parsing or using a Mind Map agent for stepwise aggregation of facts.

B. KAQG-Generator

We developed a workflow for generating exam questions from knowledge graphs using assessment theory. PageRank ranks knowledge relationships by relevance to specific concepts [19], while LLMs transform these into questions guided by assessment theory principles. Word embedding and assessment theory validate the questions, ensuring accuracy, logical structure, and effective knowledge measurement tailored to educational needs. Additionally, by adopting an agentic reasoning approach—where the LLM can autonomously retrieve relevant details or perform calculations using specialized sub-agents—the generation process can be further optimized for coherence and domain accuracy [20]. Its workflow explicitly aligns generated items with Bloom’s Taxonomy levels and validates them through Item Response Theory (IRT) [21], ensuring psychometric soundness.

C. AI Agents Framework

We construct an AI agent model to implement the system, enabling an autonomous distributed system [22]. This scalable model adapts to workloads while maintaining balanced performance. AI agents autonomously manage tasks, coordinate, and allocate resources efficiently. Using the DDS communication protocol, the model ensures seamless interaction among agents, supporting decentralized operations, reducing bottlenecks, and providing a scalable foundation for distributed services. This aligns with the agentic reasoning philosophy, where specialized LLM-based agents (e.g., web-search agent, coding agent) collaborate under a coordinator model, offloading sub-tasks to improve the overall performance and accuracy [23].

The KAQG system, built on an LLM-based pipeline, demonstrated strong performance in generating knowledge graphs and exam questions, achieving high coverage, accuracy, and consistency—showing close alignment with expert knowledge. Its automatically generated reading comprehension questions matched ACT standards in terms of difficulty, distractor quality, and cognitive rigor, as confirmed

by expert reviewers. Applied at Taiwan’s National Environmental Research Academy, KAQG efficiently produced high-quality, standardized test items aligned with domain knowledge, significantly reducing manual effort while enhancing assessment reliability and validity. Its integration of agentic reasoning also improves adaptability for complex, specialized domains through iterative retrieval and structured logical inference [24].

The novelty of this research lies in the development of the KAQG framework, which innovatively resolves the inability of existing RAG systems to handle multi-step reasoning and explicit difficulty control while showcasing the academic value of fusing knowledge-graph semantics, RAG retrieval, and Assessment Theory. Unlike existing RAG-based systems, KAQG goes beyond vector-based retrieval by embedding explicit semantics, logical forms, and structured memory into both the retrieval and generation stages [25]. The proposed system features a multi-agent architecture and leverages knowledge-graph query languages, structured entity relations, and LLM-based sub-agents to enhance multi-hop reasoning and domain-specific accuracy. Academically, this contributes a robust methodology for transforming educational content into structured knowledge and validated assessments, showing strong performance in expert evaluations and real-world applications. All code is fully open-sourced, ensuring the entire system is reproducible and readily available for academic experimentation and comparative studies.

All implementation code related to this study is publicly available. The complete KAQG system can be accessed at <https://github.com/mfshiu/kaqg>, while the AI Agents Framework, which supports the agentic reasoning components of the system, is available at <https://github.com/mfshiu/AgentFlow>.

II. METHODS

In this chapter, we introduce the KAQG system, an integrated framework that leverages domain-specific knowledge to generate high-quality exam questions. As illustrated in Figure 1, the system consists of two main components: KAQG-Retriever and KAQG-Generator.

The KAQG-Retriever processes educational materials, including PDFs, videos, and web data. It performs three key tasks: Knowledge Graph (KG) Construction, Document Parsing, and Retrieval Tuning. This module extracts relevant concepts and relationships to populate a Knowledge Graph.

The KAQG-Generator utilizes the structured knowledge from the graph to generate and evaluate test questions. It consists of two interconnected processes:

- Question Generation, which involves a KG Reader, PageRank for ranking key concepts, and formulation of candidate questions.
- Question Evaluation, which includes Difficulty Quantification and Quality Assessment to refine and validate questions based on predefined specifications.

Assessment to refine and validate questions based on predefined specifications.

By integrating these components into a structured pipeline, the KAQG system enhances the efficiency, accuracy, and scalability of automated question generation, offering an innovative solution for educational content creation and intelligent tutoring.

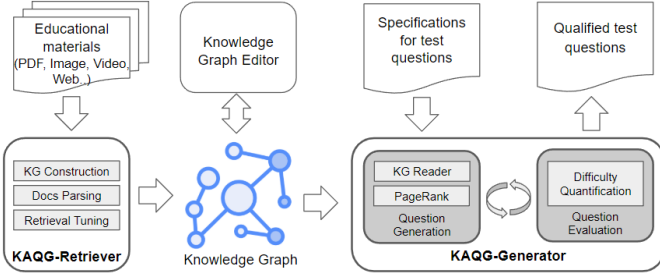


Fig. 1. The KAQG system architecture for question generation.

A. KAQG-Retrieve: Overview

The KAQG-Retrieve transforms educational materials into structured knowledge graphs by integrating multimodal documents. Using LLMs, it identifies key entities, relationships, and hypernyms, converting them into concept nodes. Each subject is stored in a dedicated knowledge graph to ensure relevance and avoid cross-domain interference, providing a solid foundation for applications like question generation and intelligent tutoring.

B. KAQG-Retrieve: LLM-Based Analysis and KG Elements

Modern datasets often come in various forms, such as audio recordings, videos, images, PDF files, and plain text documents. Before these heterogeneous data sources can be integrated into a knowledge graph, it is necessary to transform them into a common format suitable for natural language processing (NLP) techniques [26]. Our approach begins by applying a transcription or conversion function to each multimodal file in order to generate textual representations [27]. Afterward, we employ large language models (LLMs) to extract structured information in the form of triples. Finally, we combine these triples, concept mappings, and hierarchical directory structures into a consolidated knowledge graph [28].

Let $D = \{d_1, d_2, \dots, d_n\}$ represent the set of all source documents, where each d_i can be of various formats (audio, video, PDF, or text). We define a transcription function

$$\mathcal{T} : D \rightarrow S. \quad (1)$$

such that for every document $d_i \in D$, we obtain a corresponding text $s_i = \mathcal{T}(d_i)$. This process may involve automatic speech recognition (ASR) for audio/video inputs or optical character recognition (OCR) for scanned PDFs. As a result, we accumulate a set of textual documents $S = \{s_1, s_2, \dots, s_n\}$ that can be further processed with NLP methods.

Once we have the textual representations, we employ a large language model or other NLP techniques to convert each text s_i into a set of extracted triples. Formally, we define an extraction function

$$\mathcal{E} : S \rightarrow \mathcal{P}(\mathcal{T}^*). \quad (2)$$

where \mathcal{T}^* is the set of all possible triples, and $\mathcal{E}(s_i)$ returns a subset of these triples. Each triple (h, r, t) consists of a head entity h , a relation r , and a tail entity t . This extraction step includes: (1) entity recognition to identify textual entities, (2) relationship detection to capture any relevant associations, and (3) attribute extraction for entity properties. Moreover, for each recognized entity, we map it to a higher-level concept entity (i.e., a hypernym) in order to provide hierarchical context.

Our framework recognizes two main types of entities: (a) textual entities, denoted by E_{text} , and (b) concept entities, denoted by E_{concept} . A function

$$\mathcal{C} : E_{\text{text}} \rightarrow \mathcal{P}(E_{\text{concept}}). \quad (3)$$

associates each textual entity with one or more concept entities representing its hypernyms or abstract categories. Additionally, we incorporate hierarchical directory structures or category nodes $H = \{h_1, h_2, \dots\}$. We define two main types of hierarchical relationships

- 1) $(h_j, \rho_{\text{part-of}}, h_i)$ to denote directory or category nesting (e.g., part-of relationships).
- 2) $(c, \rho_{\text{include-in}}, h)$ to link concept entities c to the relevant directory node h .

To represent the relationship between a textual entity e and its associated concept c , we introduce an “is a” relation $\rho_{\text{is-a}}$, creating triples of the form $(e, \rho_{\text{is-a}}, c)$.

Finally, the knowledge graph G is formulated as a directed graph $G = (V, E)$, where the vertex set

$$V = E_{\text{text}} \cup E_{\text{concept}} \cup H. \quad (4)$$

includes all textual entities, concept entities, and hierarchical nodes. The edge set

$$E = E_{\text{triplet}} \cup E_{\text{concept-map}} \cup E_{\text{catalog}}. \quad (5)$$

Combines the triples extracted from the text, the “is_a” mappings from textual entities to concepts, and the directory-related relationships. By unifying these structured representations, the resulting knowledge graph provides an integrated, semantically rich view of the original multimodal data. A sample result of the knowledge graph is shown in Fig 2. This unified framework not only supports efficient querying and reasoning over diverse data but also enables advanced analytics, such as semantic search and entity disambiguation, paving the way for more intelligent knowledge-driven applications [29].

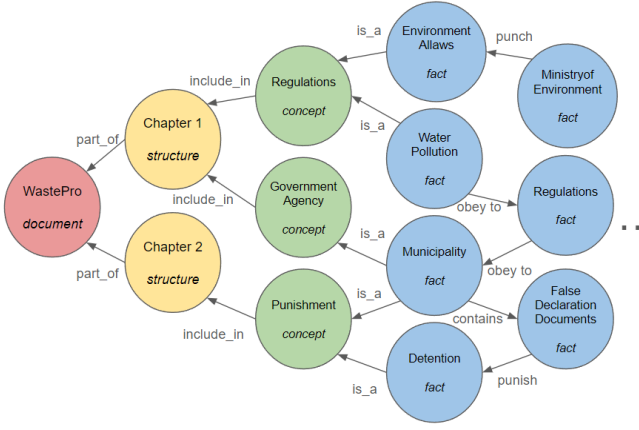


Fig. 2. A scenario of a knowledge graph derived from a parsed document.

C. KAQG-Retriever: Cross-Domain Isolation

To prevent knowledge interference (sometimes referred to as “contamination”) among different exam subjects, our approach deliberately maintains multiple, separate knowledge graphs rather than a single unified graph [26]. By isolating each subject into its own standalone graph, we ensure that information relevant to one discipline does not overshadow the concepts of another. This design preserves domain purity and simplifies the process of updating and refining the knowledge base for each subject. Formally, we denote the full collection of subjects as $S = \{s_1, s_2, \dots, s_n\}$. For each subject $s_i \in S$, we construct a separate knowledge graph G_i , resulting in a set of distinct graphs $\{G_1, G_2, \dots, G_n\}$, where $G_i = (V_i, E_i)$ contains vertices V_i (representing entities and concepts in subject s_i) and edges E_i (representing relationships within that same subject). This multi-graph strategy enforces strict boundaries between disciplines, preventing content from one domain from being inadvertently mixed or distorted by another.

Combining teaching materials from different subjects into a single knowledge graph could lead to conceptual overlap and ambiguity, especially when similar terms carry different meanings across contexts [30]. Such interference may hinder retrieval accuracy, as queries for one subject might yield irrelevant information from another. At the same time, a monolithic knowledge graph merging multiple domains would grow exponentially and become unwieldy to index, update, and maintain [31]. By contrast, a multi-graph system enables modular updates and streamlined scalability, ensuring that expanding one subject’s knowledge graph does not degrade the performance or manageability of another. This separation also allows subject matter experts to govern and refine their own knowledge graphs without affecting other domains, while each graph can evolve independently and incorporate domain-specific methodologies or tools.

D. KAQG-Generator: Overview

The KAQG-Generator automates the creation of high-quality exam questions using a structured workflow. It integrates assessment theory, employs LLMs for ranking and transformation, and ensures accuracy through validation [32].

This approach enhances question quality, logical coherence, and adaptability to diverse assessment needs.

E. KAQG-Generator: Integrating Assessment Theory

High-quality exam questions should align with established educational frameworks—such as Bloom’s taxonomy—while drawing on psychometric methods like Item Response Theory. Together, these approaches link cognitive objectives with statistical evidence, ensuring each item targets the intended skill level and yields meaningful information about learner performance.

In a typical three-parameter logistic (3PL) model of IRT, the probability of a correct response is calculated as follows

$$P_{\text{correct}} = c + \frac{1-c}{1+e^{-a(\theta-b)}}. \quad (6)$$

IRT links questions to a test taker’s latent ability (θ , -3 to $+3$). Discrimination (a) indicates how well an item differentiates skill levels, while difficulty (b) marks the 50% correct threshold. Guessing (c) reflects random success probability [33]. Combined, these parameters ensure precise, fair, and valid assessments.

By controlling these IRT parameters, instructors can tailor items to specific learning objectives designated by Bloom’s Taxonomy. For instance:

- 1) **Difficulty (b)**
Higher-order cognitive tasks (e.g., Analyze, Evaluate, Create) naturally tend to be more challenging, correlating with higher b values.
- 2) **Discrimination (a)**
Items targeting important distinctions or critical thinking skills should exhibit stronger discrimination to differentiate proficient students from those with lower mastery.
- 3) **Guessing (c)**
Particularly in multiple-choice formats, adjusting the guessing parameter helps ensure that item performance reflects genuine knowledge rather than random selection.

When Bloom’s Taxonomy informs the cognitive scope of questions and IRT guides item-level precision, test developers create assessments that are both pedagogically grounded and empirically robust. Controlling difficulty, discrimination, and guessing ensures that exam items accurately measure the desired breadth and depth of learning outcomes, resulting in valid, reliable, and instructionally aligned evaluations [21][33].

F. KAQG-Generator: Defining difficulty levels

The KAQG-Generator automates the creation of high-quality exam questions using a structured workflow. It integrates assessment theory, employs LLMs for ranking and transformation, and ensures accuracy through validation [32]. This approach enhances question quality, logical coherence, and adaptability to diverse assessment needs.

Multiple-choice questions (MCQs) can be aligned with Bloom’s Taxonomy and Item Response Theory by applying carefully selected features to the three IRT parameters—

difficulty (*b*), discrimination (*a*), and guessing (*c*). Rooted in educational measurement and cognitive psychology, these features (e.g., stem length, domain-specific vocabulary, distractor plausibility) act as measurable proxies for calibrating item complexity, enhancing discrimination, and controlling guessing [33]. By referencing Bloom’s framework, MCQs can better target intended cognitive levels while maintaining robust psychometric quality [34].

Below are key features shown to influence difficulty levels [35]:

- 1) **Stem Length**
Longer stems often elevate reading load and complexity.
- 2) **Domain-Specific Vocabulary Density**
A higher concentration of technical terms increases cognitive demands.
- 3) **Cognitive Level of the Stem**
Stems requiring advanced cognitive skills (e.g., Analyze, Evaluate) typically raise difficulty.
- 4) **Average Option Length**
Lengthy options can increase reading time and raise the probability of confusion.
- 5) **Similarity Among Options**
Highly similar distractors make the item more challenging.
- 6) **Similarity Between Stem and Options**
Overlapping terminology or concepts can lead to misinterpretation.
- 7) **Number of Highly Plausible Distractors**
More plausible distractors heighten overall difficulty and better discriminate between ability levels.

We adopt three difficulty levels—low (1 point), medium (2 points), and high (3 points)—for each feature because this tiered structure is both intuitive and flexible for capturing variations in textual and structural complexity [33]. By referencing the seven identified features, classifying each as low, medium, or high difficulty allows test developers to align items with the core principles of Bloom’s Taxonomy and the precision of IRT. This system ensures that each aspect of an item’s design, from minimal cognitive load to advanced conceptual demands, can be quantitatively measured and compared. See Table I for a concise illustration of how these seven key features align with Bloom’s Taxonomy levels.

TABLE I
LINKING BLOOM’S LEVELS TO QUESTION FEATURES

Feature \ Bloom’s Level	Remember	Understand	Apply
Stem Length	Short	Slightly longer	Scenario-based
Domain-Specific Vocabulary	Basic	Moderate	Specialized
Cognitive Level	Recall	Paraphrase	Apply concepts
Option Length	Brief	Short clarifications	Situational details
Similarity Among	Minimal	Moderate	Method-focused

Options	Minimal	Some	Real-world overlap
Stem-Option Overlap	Minimal	Some	Real-world overlap
Plausible Distractors	Few	1–3 viable	Common misconceptions
Feature \ Bloom’s Level	Analyze	Evaluate	Create
Stem Length	Multi-step scenarios	Lengthy, criteria-focused	Open-ended, project-based
Domain-Specific Vocabulary	Multi-domain terms	Dense, evaluative terms	High-level, integrative
Cognitive Level	Break down & relate	Judge / assess	Integrate / innovate
Option Length	Detailed explanations	Different viewpoints	Innovative / partial solutions
Similarity Among Options	High similarity	Closely aligned arguments	Multiple “correct” illusions
Stem-Option Overlap	Considerable	Significant comparison	Extensive integration
Plausible Distractors	Subtle logic twists	All appear valid	Viable yet suboptimal solutions

Once each feature is assigned a difficulty rating (1, 2, or 3), the total difficulty score (*T*) of the MCQ is the sum of these feature scores, as shown in the following model:

$$T = \sum_{i=1}^7 d_i \quad (7)$$

where $d_i \in \{1, 2, 3\}$, is the difficulty score for the *i*-th feature. This straightforward summation integrates multiple cognitive and linguistic elements into a single metric, supporting consistent item difficulty classification across different assessments.

Building on this straightforward summation, not all features exert an equal impact on item difficulty, so weighing each attribute addresses variations in their influence [34]. For example, advanced cognitive demand [32] generally affects difficulty more than simpler textual factors. By assigning a weight w_i to each feature *i*, drawn from expert judgment or statistical calibration, we adjust the total difficulty to:

$$T_{weighted} = \sum_{i=1}^7 w_i \cdot d_i \quad (8)$$

where $d_i \in \{1, 2, 3\}$, is the difficulty level for each feature.

G. KAQG-Generator: Question Generation via LLMs

We begin from the perspective of an institution tasked with designing a comprehensive test for a specific subject, leveraging relevant textbooks as foundational content. In academic settings, test creation must ensure coverage of the curriculum’s breadth while maintaining alignment with standardized guidelines. To achieve this, the first step often involves defining a distribution ratio for each chapter or topic within the textbook. Mathematically, if α_i denotes the fraction of total questions devoted to chapter *i*, and n_i represents the desired number of questions from chapter *i*, then the ratio can

be formulated as:

$$\alpha_i = \frac{n_i}{\sum_{j=1}^k n_j} \quad (9)$$

where k is the total number of chapters or major divisions of the subject matter. This approach ensures that each section is proportionally represented according to institutional priorities and learning objectives.

Once chapter-specific ratios are established, the test-design process proceeds with identifying crucial concepts from each chapter—typically through a structured knowledge base or knowledge graph. Importantly, the concept nodes extracted in the previous stage can now play a key role in this generation phase, as they serve as foundational anchors for further knowledge expansion. Each key concept can then be expanded by exploring related nodes, such as prerequisite relationships or hierarchical links [36]. Crucially, concepts are ranked based on their instructional value using algorithms like PageRank [19]. For any knowledge point v , the PageRank score $PR(v)$ is updated iteratively by

$$PR(v) = (1 - d) + d \sum_{u \in \text{In}(v)} \frac{PR(u)}{|\text{Out}(u)|} \quad (10)$$

where $\text{In}(v)$ represents inbound links to v , $\text{Out}(u)$ denotes outbound links from u , and $0 < d < 1$ is a damping factor. Higher PageRank scores guide the selection of more essential topics, thus ensuring that the resulting questions cover the subject’s core content.

All fact nodes connected to a concept via an *is_a* relationship are also evaluated using the same PageRank algorithm to determine their importance. For each concept, all significant facts—along with their sub-connections—are subsequently incorporated as material for question generation, thus enriching the depth and breadth of the test items.

Finally, institutional requirements typically necessitate the inclusion of items at varied difficulty levels. In practice, one may specify three tiers—Basic Recall, Applied Understanding, and Comprehensive Analysis—and embed the selected high-priority concepts into suitable question templates (e.g., multiple-choice, fill-in-the-blank, or short-answer). By systematically controlling both distribution and question difficulty, the resulting test offers a balanced assessment of knowledge, from fundamental definitions to higher-order reasoning. This multi-tiered, data-driven approach helps institutions produce rigorous, fair, and curriculum-aligned examinations.

H. KAQG-Generator: Evaluation of Generated Questions

Within this framework, the *Evaluation Agent* focuses on ensuring that each generated question meets the target difficulty level. Following established testing principles, the system quantifies various item features—such as cognitive load, prerequisite knowledge, and complexity of reasoning—and then aggregates them through a weighted sum to derive a *difficulty score*. Formally, let $\mathbf{v} = (v_1, v_2, \dots, v_n)$ denote the feature values for a particular question, and let $\mathbf{w} = (w_1, w_2, \dots, w_n)$ represent the corresponding weights that indicate the relative importance of each feature. The resulting

difficulty D can be expressed as:

$$D = \sum_{i=1}^n w_i \cdot v_i \quad (11)$$

To verify alignment with an institution’s intended difficulty D^* , the *Evaluation Agent* checks whether $|D - D^*|$ falls within a predefined tolerance ε . A smaller deviation $|D - D^*|$ suggests that the item’s difficulty is suitably calibrated, whereas a larger discrepancy signals the need for adjustments, such as revising feature weights or modifying the question’s content. Conceptually, a higher weighted sum reflects a more challenging item, while a lower sum corresponds to an easier one.

Importantly, the purpose of introducing the *Evaluation Agent* in this manner is to provide a foundational example of how specialized AI agents operate, thereby setting the stage for the subsequent chapter’s in-depth exploration of comprehensive multi-agent architecture. By showcasing the *Evaluation Agent*’s role in ensuring difficulty appropriateness, we highlight the broader potential of AI-driven collaboration among agents dedicated to different aspects of the test-generation process.

I. AI Agents Framework: Autonomous and Distributed Operations

One of the primary challenges in generating exam questions from educational materials is balancing robust domain-specific knowledge integration with efficient retrieval, logical reasoning, and question evaluation. Traditional monolithic systems struggle with managing large-scale data and coordinating multiple processes such as entity extraction, knowledge graph construction, and question generation and evaluation. These single-process architectures often suffer from performance bottlenecks and limited fault tolerance, making them unsuitable for diverse educational domains.

To overcome these limitations, a Multi-Agent System (MAS) framework distributes tasks across autonomous agents, each responsible for specific functions like retrieval, question generation, knowledge graph updates, or evaluation [37]. This decentralized design enables parallel processing, improves scalability and resilience, and reduces reliance on a central control node. Agents are autonomous computational entities capable of perceiving and acting on their environments to achieve specific goals [38]. They exhibit reactivity, proactiveness, and social ability, allowing them to adapt to dynamic conditions and coordinate effectively with other agents within the system.

The agent system employs a Data Distribution Service (DDS) as its communication architecture, utilizing a publish-subscribe model to enhance interaction among agents. By decoupling message publishers from subscribers, DDS improves the system’s scalability, flexibility, and modularity [39]. Each agent can operate independently on its assigned task—such as data extraction, graph updating, or question generation—without requiring direct connections to other agents. DDS dynamically handles network configurations, manages agent discovery, and ensures efficient data dissemination. This architecture supports real-time

coordination and fault-tolerant operations, allowing agents to join or leave the system seamlessly. The overall system architecture is depicted in Fig. 3.

In the KAQG framework, specialized autonomous agents manage the sequential processes of entity extraction, knowledge graph construction, question generation, and question evaluation, thereby distributing responsibilities for better scalability and robustness [37][38]. Specifically, the entity extraction agent employs natural language processing to identify domain-specific concepts, relationships, and hypernyms from educational resources, converting them into structured elements. The knowledge graph construction agent then integrates these elements into a coherent semantic structure, preserving explicit relationships and facilitating targeted retrieval. Meanwhile, the question generation agent leverages both domain expertise and assessment theory to transform graph-based information into suitable exam items, ensuring logical coherence and appropriate difficulty. Finally, the question evaluation agent validates the generated items by checking factual accuracy and cognitive rigor, closing the loop with feedback to maintain high-quality and pedagogically sound question sets.

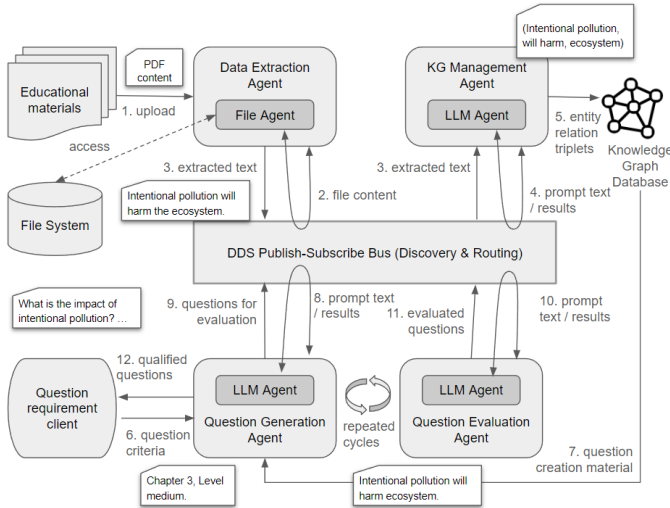


Fig. 3. The diagram represents the multi-agent architecture of KAQG with DDS-based publish-subscribe communication.

The process begins with uploading educational materials, which are processed by the Data Extraction Agent and File Agent to extract text. The Knowledge Graph (KG) Management Agent stores the entity relation triplets, such as "Intentional pollution will harm the ecosystem," in a Knowledge Graph Database. Then, a Question Generation Agent, using an LLM Agent, generates questions based on the extracted data. These questions are evaluated through a Question Evaluation Agent and filtered according to predefined criteria. The cycle continues as qualified questions are produced and shared with the Question Requirement Client for further use.

III. EXPERIMENTS

In this section, we detail the design and implementation of

experiments evaluating the KAQG system. The focus includes participant recruitment, question set distribution across difficulty levels, and data collection protocols. Procedures ensure transparent analysis, validating the system's ability to generate high-quality exam questions. Results highlight significantly improved accuracy and relevance.

A. Experiment Objectives

The ACT (American College Test) is a standardized examination widely used for college admissions in the United States. Its Reading section, in particular, presents passages followed by multiple-choice questions designed to measure comprehension, inference, and analytical abilities. Given its reliability and recognized status, the ACT serves as an effective benchmark for evaluating the performance and quality of automatically generated reading test items.

First, this experiment aims to evaluate whether the system, configured at three distinct difficulty levels—high, medium, and low—can produce test items comparable to, or distinctly different from, official ACT questions in terms of overall testing outcomes. This involves examining how the generated questions perform relative to the standard ACT items when administered under various difficulty settings.

Second, the investigation focuses on three key metrics: (1) question difficulty (P value), (2) the discrimination index (which gauges how well items differentiate between higher- and lower-performing examinees), and (3) expert assessments of item quality. By comparing these metrics across the different difficulty levels, the study will shed light on how effectively the system can generate valid and reliable test questions.

Three reading passages—labeled A, B, and C—were selected from publicly released ACT Reading materials, each originally accompanied by 10 official multiple-choice questions, totaling 30 items that served as the control group. To generate the experimental items, the same three passages were processed by the system under three difficulty settings—low, medium, and high—with 10 questions produced per passage per setting, resulting in 30 questions per difficulty level and 90 system-generated items in total. All questions and their corresponding answers are provided in Appendix A.

B. Experimental Procedure

In this study, we recruited a sufficient number of participants (ideally several dozen, though the exact count varied according to available resources) to ensure reliable statistical outcomes. Participants were then divided into four groups, with each group answering a different set of questions:

- 1) **Group ACT**
This group completed the 30 official ACT items, consisting of 10 questions for each passage (A, B, and C).
- 2) **Group Low**
This group answered the 30 system-generated items set at low difficulty.
- 3) **Group Medium**
This group answered the 30 system-generated items set at medium difficulty.

4) **Group High**

This group answered the 30 system-generated items set at high difficulty.

Each participant was presented with the same three reading passages (A, B, and C) but only received the questions pertinent to the assigned difficulty group—or the official ACT group, depending on their allocation. All questions were administered in a multiple-choice format with one correct answer per item. The testing sessions could be conducted either on paper or through an online platform, where the latter option could facilitate automatic recording of response times. Upon completion, participants submitted their responses (marked correct or incorrect) for subsequent data analysis.

By logging participants' correct and incorrect responses, we computed the difficulty index (P value)—defined as the proportion of correct answers for each item—and the discrimination index. The discrimination index was derived by contrasting performance between high- and low-scoring subgroups.

C. Evaluation Metrics and Statistical Analysis

This study evaluates the quality and effectiveness of system-generated questions by comparing them to official ACT items. The following section outlines the statistical methods used to analyze differences across the four groups.

1) **Difficulty (P Value)**

We define the difficulty index, or P value, as the proportion of participants who answered a given question correctly. After gathering the response data, we computed the mean P value for each group—ACT, Low, Medium, and High—across all items in each reading passage (A, B, and C). By comparing these averages, we aimed to determine whether the system-generated items align with, or deviate significantly from, the difficulty levels of the official ACT questions. Notably, lower P values correspond to more challenging items, whereas higher P values indicate easier ones. Our objective was to verify that the three system-defined difficulty settings (Low, Medium, High) indeed produce distinctive P value ranges, and to see how they stack up against the standard ACT items.

2) **Discrimination Index**

To assess each question's ability to differentiate between high-performing and low-performing participants, we calculated the Discrimination Index. Specifically, participants were ranked according to their total test scores, and the top and bottom quartiles (or other appropriate segments, depending on sample size) were identified. For each question, we computed the difference in the proportion of correct responses between these two subgroups. A higher Discrimination Index suggests that the question more effectively distinguishes strong from weak test-takers. Through this analysis, we compared whether the system-generated questions—under Low, Medium, and High difficulty settings—demonstrate a discrimination capacity comparable to that of the official ACT items.

3) **Expert Ratings**

Beyond objective metrics, we obtained qualitative

evaluations from subject matter experts with experience in test design. Each expert rated the clarity, alignment with the passage, and plausibility of distractor options for every question on a five-point Likert scale (where 1 indicates very poor quality and 5 indicates excellent quality). These ratings allowed us to gauge the perceived strengths and weaknesses of each question beyond simple correct-answer statistics.

We employed a one-way analysis of variance (ANOVA) to detect any significant differences among the four groups (ACT, Low, Medium, High) in terms of average P value, Discrimination Index, and Expert Ratings. If the overall ANOVA yielded a significant result ($p < .05$), we performed Tukey's post-hoc tests to identify which specific group pairs differ. Where necessary, multi-factor ANOVA was conducted to explore potential interactions between difficulty levels and reading passages. In all cases, assumptions of normality and homogeneity of variance were assessed using Shapiro-Wilk and Levene's tests, respectively.

D. Potential Results Presentation

After collecting participants' responses and performing the outlined statistical analyses, we present the outcome measures—namely, average accuracy (P Value), average Discrimination Index, and mean Expert Rating—for both the official ACT items and the system-generated questions under three difficulty settings. Table 2 illustrates an example set of results based on simulated data. Statistically significant differences ($p < 0.05$) between groups are marked with an asterisk (*).

TABLE II
ILLUSTRATIVE SUMMARY OF KEY METRICS (P VALUE,
DISCRIMINATION INDEX, AND EXPERT RATING) FOR ACT AND
SYSTEM-GENERATED QUESTION GROUPS

Group	Average Accuracy (P Value)	Average Discrimination Index	Expert Rating (Mean \pm SD)
ACT (Control)	0.76 \pm 0.05	0.37 \pm 0.04	4.3 \pm 0.4
Low Difficulty	0.82 \pm 0.06*	0.32 \pm 0.05	3.9 \pm 0.5
Medium Difficulty	0.71 \pm 0.07	0.35 \pm 0.04	4.1 \pm 0.3
High Difficulty	0.63 \pm 0.08	0.34 \pm 0.06	3.7 \pm 0.4

(*) denotes a statistically significant difference ($p < 0.05$) from the ACT control group according to post-hoc comparisons.

The summary metrics indicate that the Low-Difficulty set yields the highest average accuracy and is significantly easier than the ACT baseline, whereas the High-Difficulty set is the most challenging. Discrimination indices remain broadly similar across groups, suggesting that the difficulty manipulation primarily affected item ease rather than their ability to separate high- and low-performing examinees.

E. Passage-Level Analysis

To determine whether passage content modulates item

performance, a two-way ANOVA (Difficulty Level \times Passage) was conducted on the P-value data for all 120 items (30 per passage). Results revealed significant main effects for Difficulty Level $F(3, 348) = 277.40, p < .001$, and Passage $F(2, 348) = 26.46, p < .001$, as well as a significant interaction $F(6, 348) = 3.92, p = .001$.

Table 3 summarizes the mean \pm SD P-values for each Passage-by-Group cell. Passage B was generally easier (higher P-values) than Passages A and C, and the Low-Difficulty items showed the greatest spread across passages, confirming that content can accentuate or dampen the intended difficulty gradient.

TABLE III
MEAN \pm SD P-VALUES BY PASSAGE AND DIFFICULTY LEVEL
(N = 30 ITEMS PER CELL)

Passage	ACT	Low	Medium	High
A	0.76 \pm 0.04	0.83 \pm 0.05	0.75 \pm 0.05	0.63 \pm 0.06
B	0.73 \pm 0.06	0.84 \pm 0.04	0.73 \pm 0.05	0.61 \pm 0.07
C	0.73 \pm 0.05	0.79 \pm 0.06	0.74 \pm 0.04	0.62 \pm 0.06

The two-way ANOVA shows that both passage content and difficulty setting affect item performance, with a significant interaction indicating that the magnitude of the difficulty gradient varies by passage (most pronounced for Passage B).

IV. DISCUSSION

The experimental results confirm that the KAQG system can modulate item difficulty in a predictable hierarchy—Low $>$ ACT \approx Medium $>$ High—while largely preserving each item’s capacity to distinguish between stronger and weaker examinees. The Low-Difficulty set attained the highest average P value (0.82) and differed significantly from the ACT baseline, whereas the High-Difficulty set produced the lowest accuracy (0.63), validating the system’s difficulty controller. Importantly, Discrimination Indices clustered within a narrow band (0.32–0.37), indicating that the ease adjustment was achieved without materially eroding item power to differentiate performance levels.

A. Passage-Specific Performance and Expert Judgements

Across the three passages, accuracy varied systematically: Passage B was consistently easier than Passages A and C, and the intended Low-Medium-High gradient was most pronounced on this passage but compressed on Passage C. The significant Difficulty \times Passage interaction indicates that text characteristics—such as topical familiarity or syntactic load—can amplify or mute the system’s difficulty settings, confirming the need for content-aware calibration when deploying KAQG across diverse reading materials.

Expert reviewers rated most items favorably (3.7–4.3 on a 5-point scale), substantiating the face validity of the generated questions even when passage effects were present. However,

ratings dipped slightly for High-Difficulty items, echoing quantitative findings that these questions were harder yet not markedly more discriminative. Taken together, the passage analysis and expert feedback suggest that while the system reliably modulates difficulty, improvements are required in handling complex syntax and in balancing distractor plausibility to maintain both clarity and discriminative power at higher difficulty levels.

B. System Enhancement and Future Directions

To achieve a more uniform difficulty gradient across varied texts, the KAQG controller should incorporate passage-level features—lexical density, cohesion metrics, and domain familiarity—so that Low-Medium-High settings translate consistently into target P-value ranges. Parallel efforts must focus on distractor engineering; by ranking semantically proximate distractors and iteratively refining them with error-analysis feedback, the system can raise discrimination indices without simply increasing stem complexity.

Future work will address current limitations by enlarging participant samples for more precise reliability estimates and by analyzing response-time data as an auxiliary difficulty signal. Extending evaluation to additional genres (e.g., scientific or persuasive prose) and integrating large-scale language-model feedback loops will further test generalizability while refining lexical and syntactic choices. Collectively, these enhancements aim to match the nuanced difficulty profile of professionally authored examinations and to strengthen the KAQG system’s applicability in high-stakes assessment contexts.

Overall, the KAQG system demonstrates promising controllability and alignment with expert standards, yet a shift toward context-sensitive calibration and richer distractor design is essential for matching the nuanced difficulty profile of professionally authored examinations.

V. CONCLUSION

The Knowledge Augmented Question Generation (KAQG) system delivers a clear system innovation: it explicitly resolves the long-standing inability of existing RAG pipelines to perform transparent multi-step reasoning and to control item difficulty. This advance is achieved through a deliberate technical fusion—knowledge graphs + RAG + assessment theory—constituting a cross-disciplinary contribution that lets KAQG pinpoint any textbook chapter and dynamically fine-tune item features. The workflow embeds domain knowledge in structured formats while operationalizing Bloom’s cognitive hierarchy and validating every item with Item Response Theory, evidencing a concrete educational-measurement contribution. Coupled with an AI-Agents framework that scales computation and coordinates resources, experiments confirm that KAQG yields questions on par with standardized assessments such as the ACT. Finally, full source code has been released, ensuring reproducibility and enabling seamless academic benchmarking and extension.

Looking ahead, future work will broaden KAQG’s reach to diverse educational settings, strengthen retrieval with richer reasoning modules, and integrate real-time feedback for

adaptive item generation. Additional directions include multimodal input support, enhanced knowledge-graph embeddings, and reinforcement learning within the agent framework to further optimize retrieval, generation, and evaluation—ultimately delivering higher-quality assessments, broader learning-objective coverage, and more adaptable educational technologies.

REFERENCES

- [1] P. Lewis, E. Perez, A. Piktus, F. Petroni, V. Karpukhin, N. Goyal, H. Küttler, M. Lewis, W.-t. Yih, T. Rocktäschel, S. Riedel, and D. Kiela, “Retrieval-augmented generation for knowledge-intensive NLP tasks,” *arXiv:2005.11401*, May 2020. [Online]. Available: <https://doi.org/10.48550/arXiv.2005.11401>
- [2] J. J. González Torres, M. B. Bindilä, S. Hofstee, D. Szondy, Q. H. Nguyen, S. Wang, and G. Englebienne, “Automated question-answer generation for evaluating RAG-based chatbots,” in *Proc. 1st Workshop on Patient-Oriented Language Processing, CLAHealth 2024 at LREC-COLING*, Torino, Italy, May 2024, pp. 204–214. [Online]. Available: <https://aclanthology.org/2024.clahealth-1.25.pdf>
- [3] S. Pan, L. Luo, Y. Wang, C. Chen, J. Wang, and X. Wu, “Unifying large language models and knowledge graphs: A roadmap,” *IEEE Trans. Knowl. Data Eng.*, early access, 2024, doi: 10.1109/TKDE.2024.3352100.
- [4] B. Jiménez Gutiérrez, Y. Shu, Y. Gu, M. Yasunaga, and Y. Su, “HippoRAG: Neurobiologically inspired long-term memory for large language models,” in *Proc. 38th Conf. Neural Inf. Process. Syst. (NeurIPS)*, Vancouver, BC, Canada, 2024. [Online]. Available: <https://arxiv.org/abs/2405.14831>
- [5] C. Mavromatis and G. Karypis, “GNN-RAG: Graph neural retrieval for large language model reasoning,” *arXiv*, vol. arXiv:2405.20139, May 2024. [Online]. Available: <https://doi.org/10.48550/arXiv.2405.20139>
- [6] Y. Hu, Z. Lei, Z. Zhang, B. Pan, C. Ling, and L. Zhao, “GRAG: Graph retrieval-augmented generation,” *arXiv:2405.16506*, May 2024. [Online]. Available: <https://doi.org/10.48550/arXiv.2405.16506>
- [7] S. Ma, C. Xu, X. Jiang, M. Li, H. Qu, C. Yang, J. Mao, and J. Guo, “Think-on-Graph 2.0: Deep and faithful large language model reasoning with knowledge-guided retrieval augmented generation,” *arXiv:2407.10805*, Jul. 2025. [Online]. Available: <https://doi.org/10.48550/arXiv.2407.10805>
- [8] M. Kang, J. M. Kwak, J. Baek, and S. J. Hwang, “Knowledge graph-augmented language models for knowledge-grounded dialogue generation,” *arXiv:2305.18846*, May 2023. [Online]. Available: <https://doi.org/10.48550/arXiv.2305.18846>
- [9] D. Li, S. Yang, Z. Tan, J. Y. Baik, S. Yun, J. Lee, A. Chacko, B. Hou, D. Duong-Tran, Y. Ding, H. Liu, L. Shen, and T. Chen, “DALK: Dynamic co-augmentation of LLMs and KG to answer Alzheimer’s disease questions with scientific literature,” *arXiv:2405.04819*, May 2024. [Online]. Available: <https://doi.org/10.48550/arXiv.2405.04819>
- [10] H. Han, Y. Wang, H. Shomer, K. Guo, J. Ding, Y. Lei, M. Halappanavar, R. A. Rossi, S. Mukherjee, X. Tang, Q. He, Z. Hua, B. Long, T. Zhao, N. Shah, A. Javari, Y. Xia, and J. Tang, “Retrieval-augmented generation with graphs (GraphRAG),” *arXiv:2501.00309*, Jan. 2025. [Online]. Available: <https://doi.org/10.48550/arXiv.2501.00309>
- [11] J. Wu, J. Zhu, and Y. Liu, “Agentic reasoning: Reasoning LLMs with tools for the deep research,” *arXiv:2502.04644*, Feb. 2025. [Online]. Available: <https://doi.org/10.48550/arXiv.2502.04644>
- [12] P. Bécard and O. Marquez Ayala, “Reducing hallucination in structured outputs via retrieval-augmented generation,” in *Proc. Industry Track of the 2024 Conf. North Amer. Chapter Assoc. Comput. Linguistics (NAACL)*, Mexico City, Mexico, Jun. 2024, pp. 19. [Online]. Available: <https://doi.org/10.18653/v1/2024.naacl-industry.19>
- [13] S. Bi, J. Liu, Z. Miao, and Q. Min, “Difficulty-controllable question generation over knowledge graphs: A counterfactual reasoning approach,” *Inf. Process. Manage.*, vol. 61, no. 4, Art. no. 103721, Jul. 2024. [Online]. Available: <https://doi.org/10.1016/j.ipm.2024.103721>
- [14] S. Liu, Y. Qin, M. Xu, et al., “Knowledge graph completion with triple structure and text representation,” *Int. J. Comput. Intell. Syst.*, vol. 16, p. 95, 2023. [Online]. Available: <https://doi.org/10.1007/s44196-023-00271-0>
- [15] Y. Feng, S. Papicchio, and S. Rahman, “CypherBench: Towards precise retrieval over full-scale modern knowledge graphs in the LLM era,” *arXiv:2412.18702*, Dec. 2024. [Online]. Available: <https://arxiv.org/abs/2412.18702>
- [16] S. Zheng, W. Chen, W. Wang, P. Zhao, H. Yin, and L. Zhao, “Multi-hop knowledge graph reasoning in few-shot scenarios,” *IEEE Trans. Knowl. Data Eng.*, vol. 36, no. 4, pp. 1713–1727, Apr. 2024. doi: 10.1109/TKDE.2023.3304665.
- [17] L. Zhong, J. Wu, Q. Li, H. Peng, and X. Wu, “A comprehensive survey on automatic knowledge graph construction,” *ACM Comput. Surv.*, vol. 56, no. 4, Art. no. 94, Apr. 2024. doi: 10.1145/3618295.
- [18] G. Jhaji, X. Zhang, J. R. Gustafson, F. Lin, and M. P. C. Lin, “Educational knowledge graph creation and augmentation via LLMs,” in *Generative Intelligence and Intelligent Tutoring Systems (ITS 2024)*, A. Sifaleras and F. Lin, Eds., *Lecture Notes in Computer Science*, vol. 14799, Cham, Switzerland: Springer, 2024, pp. [in press]. doi: 10.1007/978-3-031-63031-6_25.
- [19] L. Page, S. Brin, R. Motwani, and T. Winograd, “The PageRank citation ranking: Bringing order to the web,” Stanford InfoLab, Stanford, CA, USA, Tech. Rep., 1999. [Online]. Available: <http://ilpubs.stanford.edu:8090/422/>
- [20] P. Stone, “Learning and multiagent reasoning for autonomous agents,” in *Proc. 20th Int. Joint Conf. Artif. Intell. (IJCAI’07)*, Hyderabad, India, Jan. 2007, pp. 13–30.
- [21] [22] D. R. Krathwohl, “A revision of Bloom’s taxonomy: An overview,” *Theory Into Practice*, vol. 41, no. 4, pp. 212–218, 2002. doi: 10.1207/s15430421tip4104_2.
- [22] F. Outay, N. Jabeur, F. Bellalouna, et al., “Multi-agent system-based framework for an intelligent management of competency building,” *Smart Learn. Environ.*, vol. 11, p. 41, 2024. doi: 10.1186/s40561-024-00328-3.
- [23] S. Saxena, N. A. El-Taweel, H. E. Farag, and L. S. Hilaire, “Design and field implementation of a multi-agent system for voltage regulation using smart inverters and data distribution service (DDS),” in *Proc. IEEE Electr. Power Energy Conf. (EPEC)*, Toronto, ON, Canada, Oct. 2018, pp. 1–6. doi: 10.1109/EPEC.2018.8598367.
- [24] Z. Nguyen, A. Annunziata, V. Luong, S. Dinh, Q. Le, A. H. Ha, C. Le, H. A. Phan, S. Raghavan, and C. Nguyen, “Enhancing Q&A with domain-specific fine-tuning and iterative reasoning: A comparative study,” *arXiv:2404.11792*, Apr. 2024. [Online]. Available: <https://doi.org/10.48550/arXiv.2404.11792>
- [25] X. Li, A. Henriksson, M. Duneld, J. Nouri, and Y. Wu, “Evaluating embeddings from pre-trained language models and knowledge graphs for educational content recommendation,” *Future Internet*, vol. 16, p. 12, Jan. 2024. doi: 10.3390/fi16010012.
- [26] P. Cimiano and H. Paulheim, “Knowledge graph refinement: A survey of approaches and evaluation methods,” *Semant. Web*, vol. 8, no. 3, pp. 489–508, 2017. doi: 10.3233/SW-160218.
- [27] Y. Chen, X. Ge, S. Yang, L. Hu, J. Li, and J. Zhang, “A survey on multimodal knowledge graphs: Construction, completion and applications,” *Mathematics*, vol. 11, p. 1815, Apr. 2023. doi: 10.3390/math11081815.
- [28] J. Dagdelen, A. Dunn, S. Lee, et al., “Structured information extraction from scientific text with large language models,” *Nat. Commun.*, vol. 15, p. 1418, 2024. doi: 10.1038/s41467-024-45563-x.
- [29] R. Navigli and S. P. Ponzetto, “BabelNet: The automatic construction, evaluation and application of a wide-coverage multilingual semantic network,” *Artif. Intell.*, vol. 193, pp. 217–250, 2012. doi: 10.1016/j.artint.2012.07.001.
- [30] T. Bui, O. Tran, P. Nguyen, B. Ho, L. Nguyen, T. Bui, and T. Quan, “Cross-data knowledge graph construction for LLM-enabled educational question-answering system: A case study at HCMUT,” *arXiv:2404.09296*, Apr. 2024. [Online]. Available: <https://doi.org/10.48550/arXiv.2404.09296>
- [31] M. Hofer, D. Obraczka, A. Saedi, H. Köpcke, and E. Rahm, “Construction of knowledge graphs: State and challenges,” *SSRN*, Nov. 2023. doi: 10.2139/ssrn.4605059.
- [32] B. Das, M. Majumder, S. Phadikar, et al., “Automatic question generation and answer assessment: A survey,” *Res. Pract. Technol. Enhanc. Learn. (RPTeL)*, vol. 16, p. 5, 2021. doi: 10.1186/s41039-021-00151-1.
- [33] M. Dyehouse, “A comparison of model-data fit for parametric and nonparametric item response theory models using ordinal-level ratings,”

- M.S. thesis, Purdue Univ., West Lafayette, IN, USA, 2009. [Online]. Available: <https://docs.lib.purdue.edu/dissertations/AAI3362679>
- [34] T. M. Haladyna, S. M. Downing, and M. C. Rodriguez, “A review of multiple-choice item-writing guidelines for classroom assessment,” *Appl. Meas. Educ.*, vol. 15, no. 3, pp. 309–333, 2002. doi: 10.1207/S15324818AME1503_5.
- [35] E. Rafatbakhsh and A. Ahmadi, “Predicting the difficulty of EFL reading comprehension tests based on linguistic indices,” *Asian J. Second Foreign Lang. Educ.*, vol. 8, p. 41, 2023. doi: 10.1186/s40862-023-00214-4.
- [36] R. Navigli and P. Velardi, “Learning domain ontologies from document warehouses and dedicated web sites,” *Comput. Linguist.*, vol. 30, no. 2, pp. 151–179, 2004. doi: 10.1162/089120104323093276.
- [37] N. R. Jennings, “On agent-based software engineering,” *Artif. Intell.*, vol. 117, no. 2, pp. 277–296, 2000. doi: 10.1016/S0004-3702(99)00107-1.
- [38] M. Wooldridge and N. R. Jennings, “Intelligent agents: Theory and practice,” *Knowl. Eng. Rev.*, vol. 10, no. 2, pp. 115–152, 1995.
- [39] A. Corsaro and D. Schmidt, “The data distribution service – The communication middleware fabric for scalable and extensible systems-of-systems,” in *Model-Driven Engineering for Distributed Real-Time Embedded Systems*, InTech, 2012. doi: 10.5772/30322.



Ching Han Chen received his Ph.D. degree from Franche-Comté University, Besançon, France, in 1995. He was an Associate Professor in the Department of Electrical Engineering at I-Shou University, Kaohsiung, Taiwan, before joining National Central University. He is currently a Professor in the

Department of Computer Science and Information Engineering at National Central University, Taoyuan, Taiwan. Prof. Chen is the founder of the MIAT (Machine Intelligence and Automation Technology) Laboratory. His research focuses on embedded system design, AIoT, robotics, and intelligent automation. He has led numerous government-funded and industry-collaborative projects, producing innovations in smart sensors, machine vision, and embedded AI systems.

Ming Fang Shiu is a Ph.D. candidate at National Central University, Taiwan, researching large language models and human-computer interfaces, with prior experience in game development and financial systems.