
TOWARDS THE THREE-PHASE DYNAMICS OF GENERALIZATION POWER OF A DNN

Yuxuan He

University of Electronic Science and Technology of China
youcannnt@gmail.com

Junpeng Zhang

Shanghai Jiao Tong University
zhangjp63@sjtu.edu.cn

Hongyuan Zhang

Institute of Artificial Intelligence, China Telecom
hyzhang98@gmail.com

Quanshi Zhang

Shanghai Jiao Tong University
zqs1022@sjtu.edu.cn

May 13, 2025

ABSTRACT

This paper proposes a new perspective for analyzing the generalization power of deep neural networks (DNNs), *i.e.*, directly disentangling and analyzing the dynamics of generalizable and non-generalizable interaction encoded by a DNN through the training process. Specifically, this work builds upon the recent theoretical achievement in explainable AI [1], which proves that the detailed inference logic of DNNs can be strictly rewritten as a small number of AND-OR interaction patterns. Based on this, we propose an efficient method to quantify the generalization power of each interaction, and we discover a distinct three-phase dynamics of the generalization power of interactions during training. In particular, the early phase of training typically removes noisy and non-generalizable interactions and learns simple and generalizable ones. The second and the third phases tend to capture increasingly complex interactions that are harder to generalize. Experimental results verify that the learning of non-generalizable interactions is the direct cause for the gap between the training and testing losses.

1 Introduction

Despite the rapid development of deep learning, the generalization power of a deep neural network (DNN) has not been sophisticatedly explained. Most widely used methods of enhancing a DNN’s generalization power are empirical essentially, *e.g.*, chain of thoughts [2], data cleaning [3, 4] and augmentation [5, 6], and LLM alignment [7, 8]. Meanwhile, there remains a salient gap between application requirements and theoretical analysis of the generalization power [9, 10, 11].

Therefore, in this paper, we consider two new issues regarding the generalization power of DNNs: (1) *Can the intricate inference logic of a DNN on an input sample be reformulated in mathematics as a set of symbolic concepts?* (2) *Can we leverage such concepts to explain the generalization power of DNN’s?* **If so, as Figure 1 shows, we can track the change of DNN’s symbolic concepts during the training process to explain the dynamics of the DNN’s generalization power in mathematics.**

Background. While interpreting DNNs’ complex inference logic through symbolic concepts remains a key goal of explainable AI, symbolic explanations of neural networks have long been considered counterintuitive and fundamentally unattainable in mathematics [12]. **Fortunately, Ren et al. [1] have proven a series of theorems, which guarantee that using interaction concepts can accurately explain all the detailed inference logic of DNNs.** Specifically, as illustrated in Figure 1, given an input sample, each interaction represents an AND relationship or an OR relationship between input variables encoded by the DNN, and it makes a certain numerical effect on the output. For example, an interaction $S = \{\text{Good morning}\}$ encoded by an LLM usually represents a phrase automatically learned by the LLM, and pushes the output towards polite or greeting-related semantics. A logical model based on a set of AND-OR

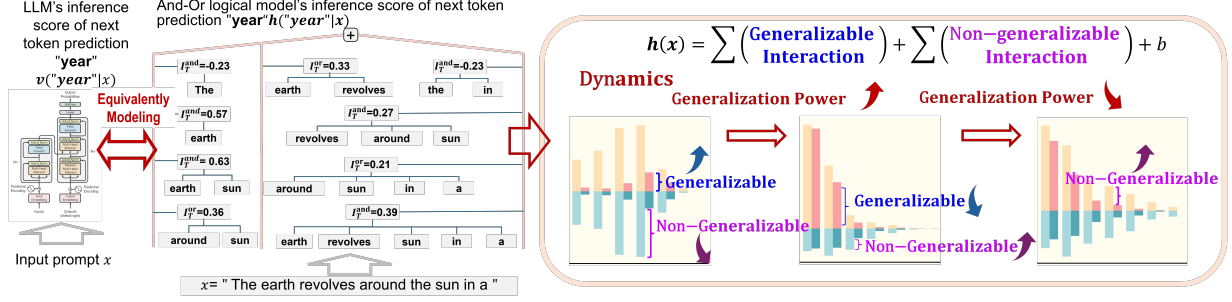


Figure 1: (Left) A logical model based on a set of AND-OR interaction logics can accurately predict the DNN’s outputs on numerous randomly augmented input samples. (Right) Based on the logical model we can determine the generalization power of the DNN through generalization power of interactions.

interaction logics can accurately predict the DNN’s outputs on numerous randomly augmented input samples. This has been widely regarded [13, 14, 15, 16] as the theoretical foundation for the emerging direction of interaction-based explanation.

Our research. In this paper, we find that the above theory enables us to concretize the generalization power of a DNN. As Figure 1 shows, since the DNN’s output score can be reformulated as the sum of all interaction effects, if most interactions learned by the DNN can also frequently appear in (be transferred to) unseen testing samples, then the DNN would exhibit a high testing accuracy. In other words, **the generalization power of interactions determines the generalization of the entire DNN**. For example, in bird species classification, the generalizable interaction between image regions of {red features, long beak} can be generalized (transferred) to unseen testing data and push the DNN output towards the *Flamingo* category.

To this end, previous studies [14] could only analyze the generalization power of a DNN by quantifying the similarity of the interaction distributions between training data and testing data. Up to now, there still lacks an efficient method to quantify the generalization power of each specific interaction. Therefore, we propose a efficient method to quantify each specific interaction’s generalization power. We train a baseline DNN and measure the proportion of interactions in a DNN that can be transferred to a baseline DNN trained on the testing set.

This new evaluation metric allows us to first uncover the distinctive three-phase dynamics of the generalization power of interactions in the DNN through the entire training process of a DNN. (see Figure 4):

- **Phase 1:** Given a fully initialized DNN, in the early epochs of training, a large number of non-generalizable interactions are removed from the DNN, while some generalizable interactions are gradually learned. These generalizable interactions are often simple and involve a small number of input variables, leading to the enhancement of the DNN’s generalization power.
- **Phase 2:** The DNN continues to learn more interactions, but the newly learned interactions exhibit increasing complexity (*i.e.*, learning interactions between more input variables). These more complex interactions often have poorer generalization power. Thus, although the testing loss of the DNN continues to decrease, it tends to saturate due to the decreasing generalization power of the newly learned interactions.
- **Phase 3:** The DNN primarily learns complex, non-generalizable interactions, with fewer simple, generalizable interactions being learned. Therefore, we can consider this phase revealing the overfitting of the DNN. In this phase, the loss gap of the DNN continues to increase. The testing loss may even increase.

To investigate the role of these non-generalizable interactions encoded by DNNs during the training process, we removed the effects of non-generalizable interactions from the output scores of the neural network. Experimental results across multiple tasks demonstrate that the learning of non-generalizable interactions by DNNs is a direct contributor to their overfitting.

2 Related Work: Theory System of Interaction-based Explanation

Symbolic explanation: a seemingly impossible task. Recent studies [17, 18, 19] suggest that DNN’s inference patterns can be symbolically explained through interaction-based experimental approximation. To the mathematical rigor of the theory, [20] identify and theoretically prove that a minimal set of salient interactions can precisely mimic

the outputs of DNNs on any randomly masked samples and [1] prove the sparsity of interactions under common situations, summarizing the inference logic in the DNN to a finite set of symbolic interaction patterns. Furthermore, [21] find that adversarial attacks target complex interactions, while robust networks rely on category-specific simple interactions. They also discover a negative correlation between adversarial robustness and interaction complexity. [13] discover and prove that Bayesian networks [22] struggle to model complex interactions, which may explain their superior adversarial robustness. [23] discover and demonstrate that neural networks face a bottleneck in representing moderately complex interactions. [24] find that DNNs learn more complex interactions in overfitting samples. [14] find that simple interactions offer better generalization than complex ones, while networks with stronger generalization power learn simple interaction patterns more quickly. [15, 25] find and prove the two-phase dynamics of DNN learning interactions during training. [26] theoretically explain that complex interactions are more difficult to learn for DNNs. Using interaction-based theory, [27] unify explanations for fourteen different attribution algorithms, and [28] demonstrate the common mechanism behind thirteen methods that enhance adversarial transferability. [29] propose promoting adversarial transferability by penalizing interactions during the attack process. Meanwhile, [30] put forward the extraction of generalizable interactions to encapsulate the shared knowledge across models and [16] advance the paradigm of symbolic interaction into the domains of LLMs.

3 Methodology

3.1 Preliminaries: AND-OR Interaction

Given an input sample $\mathbf{x} = [x_1, x_2, \dots, x_n]^T$ composed of n input variables, where $N = \{1, 2, \dots, n\}$ denotes the index set. Let $v(\mathbf{x}) \in \mathbb{R}$ denote the scalar output of the DNN. $v(\mathbf{x})$ can be set in different ways¹, but without loss of generality, we follow [15, 14, 26] and set $v(\mathbf{x})$ as the scalar classification confidence towards the ground-truth label \mathbf{y}^* :

$$v(\mathbf{x}) = \log \left(\frac{p(\mathbf{y}^* | \mathbf{x})}{1 - p(\mathbf{y}^* | \mathbf{x})} \right) \quad (1)$$

Theorem 1 demonstrates that, given a DNN v , we can construct the following surrogate logical model based on AND-OR interactions, and the logical model $h(\cdot)$ can faithfully explain all the detailed inference logic employed by the DNN.

$$h(\mathbf{x}_{\text{mask}}) = \sum_{T \in \Omega_{\text{and}}} \underbrace{I_T^{\text{and}} \cdot \mathbf{1}_{\text{and}} \left(\begin{array}{c} \mathbf{x}_{\text{mask}} \text{ triggers AND relation} \\ \text{between input variables in } T \end{array} \right)}_{\text{an AND interaction between input variables in } T} + \sum_{T \in \Omega_{\text{or}}} \underbrace{I_T^{\text{or}} \cdot \mathbf{1}_{\text{or}} \left(\begin{array}{c} \mathbf{x}_{\text{mask}} \text{ triggers OR relation} \\ \text{between input variables in } T \end{array} \right)}_{\text{an OR interaction between input variables in } T} + b \quad (2)$$

where \mathbf{x}_{mask} denotes the input \mathbf{x} in which some input variables are masked³ and, b is a scalar bias.

- $\mathbf{1}_{\text{and}} \left(\begin{array}{c} \mathbf{x}_{\text{mask}} \text{ triggers AND relation} \\ \text{between input variables in } T \end{array} \right) \in \{0, 1\}$ is a binary trigger function for an AND interaction. It returns 1 if all variables in T are not masked in \mathbf{x}_{mask} ; otherwise it returns 0. I_T^{and} is a scalar weight.
- $\mathbf{1}_{\text{or}} \left(\begin{array}{c} \mathbf{x}_{\text{mask}} \text{ triggers OR relation} \\ \text{between input variables in } T \end{array} \right) \in \{0, 1\}$ is a binary trigger function for an OR interaction. It returns 1 if any variables in T are not masked in \mathbf{x}_{mask} ; otherwise it returns 0. I_T^{or} is a scalar weight.

The universal matching property in Theorem 1 demonstrates that the constructed logical model is able to accurately predict all outputs of the DNN across an exponential number of masked input states. Thus, this assures that the DNN can be regarded as equivalently utilizing AND-OR interactions as its primitive inference patterns for classification.

Theorem 1 (universal matching property, proven by [30]). Given DNN v and an input sample \mathbf{x} , let us set the scalar weights as $\forall T \subseteq N$, $I_T^{\text{and}} = \sum_{L \subseteq T} (-1)^{|T|-|L|} o_L^{\text{and}}$, $I_T^{\text{or}} = -\sum_{L \subseteq T} (-1)^{|T|-|L|} o_{N \setminus L}^{\text{or}}$ **subject to** $o_L^{\text{and}} + o_L^{\text{or}} = v(\mathbf{x}_L)$, and let $b = v(\emptyset)^2$. Then, the logical model can accurately predict the network outputs, regardless of how \mathbf{x} is randomly masked.

$$\forall S \subseteq N, \quad h(\mathbf{x}_S) = v(\mathbf{x}_S) \quad (3)$$

where \mathbf{x}_S represents a masked input \mathbf{x} , in which input variables in $N \setminus S$ are masked³.

¹For instance, $v(\mathbf{x})$ can be set to the feature dimension of the ground-truth category prior to the softmax operation.

² $v(\emptyset)$ represents the network output when all input variables in \mathbf{x} are masked

³ \mathbf{x}_S is generated by substituting all input variables in $N \setminus S$ with a baseline value. We set the baseline value of an input variable as the average value of this variable across different input samples. For NLP models, we use a specific embedding in [1, 30] to mask input tokens.

Sparsity property. Ren et al. [1, 15] have further proven the sparsity of interactions, *i.e.*, for most well-trained DNNs⁴ usually only encode a small number $\mathcal{O}\left(\frac{n^p}{\tau}\right) \ll 2^{n+1}$ of AND-OR interactions with salient effects, while all other interactions have almost zero effects. Empirically, $p \in [0.9, 1.2]$. The sparsity property allows a simpler logical model with a few salient AND-OR interactions in $\Omega_{\text{and}}^{\text{Salient}} = \{S \mid |I_S^{\text{and}}| > \tau\}$ and $\Omega_{\text{or}}^{\text{Salient}} = \{S \mid |I_S^{\text{or}}| > \tau\}$ to approximate the inference logic of the DNN as follows.

$$\forall S \subseteq N, \quad v(\mathbf{x}_S) \approx h'(\mathbf{x}_S) \quad (4)$$

$$h'(\mathbf{x}_S) = \sum_{T \in \Omega_{\text{and}}^{\text{Salient}}} I_T^{\text{and}} \cdot \mathbf{1}_{\text{and}} \left(\begin{array}{c} \mathbf{x}_{\text{mask}} \text{ triggers AND relation} \\ \text{between input variables in } T \end{array} \right) + \sum_{T \in \Omega_{\text{or}}^{\text{Salient}}} I_T^{\text{or}} \cdot \mathbf{1}_{\text{or}} \left(\begin{array}{c} \mathbf{x}_{\text{mask}} \text{ triggers OR relation} \\ \text{between input variables in } T \end{array} \right) + b \quad (5)$$

Computation of interactions. Following [20, 30], we rewrite the output decomposition from Theorem 1 as $o_S^{\text{and}} = 0.5 \cdot v(\mathbf{x}_S) + \gamma_S$ and $o_S^{\text{or}} = 0.5 \cdot v(\mathbf{x}_S) - \gamma_S$. These terms satisfy the relation $v(x_S) = o_S^{\text{and}} + o_S^{\text{or}}$. The set of parameters $\{\gamma_S\}$ is subsequently learned by minimizing a LASSO-like loss function to disentangle the sparsest interactions and is formulated as follows.

$$\min_{\{\gamma_T\}} \|I_{\text{and}}\|_1 + \|I_{\text{or}}\|_1 \quad (6)$$

where $I_{\text{and}} = [I_{S_1}^{\text{and}}, \dots, I_{S_{2^n}}^{\text{and}}]^T$, $I_{\text{or}} = [I_{S_1}^{\text{or}}, \dots, I_{S_{2^n}}^{\text{or}}]^T \in \mathbb{R}^{2^n}$. Please refer to Appendix ??? for the pseudocode for the computation of interactions and technical details.

Order of an interaction. The order of an interaction S is defined as $\text{Order}_S = |S|$. The order measures the complexity of an interaction.

3.2 Quantifying generalization power of interactions

3.2.1 Definition and quantification

The recently proven universal matching and sparsity properties have become foundational pillars for the emerging direction of interaction-based explanation [14, 19, 15]. Crucially, interaction theory introduces a paradigm shift in understanding the generalization behavior of DNNs. This is grounded in the observation that a DNN's predictive output can be mathematically decomposed into a linear combination of AND-OR interaction effects (see Figure 1). Consequently, a DNN's generalization power can be considered to be determined by the generalization power of the interactions in the DNN.

Previous definition of the generalization power of interactions. Let us first revisit the definition of generalization power of an interaction in [14]. Given a salient AND interaction S extracted from an input \mathbf{x} subject to $|I_S^{\text{and}}| > \tau$, if this interaction S frequently occurs in the testing set while consistently making an effect on the classification of a category, then it is deemed generalizable; otherwise, it fails to generalize to testing samples. This criterion extends analogously to OR interactions. For instance, in a bird species classification task, suppose an AND interaction $S = \text{red features, long beak}$ consistently appears in both training and testing datasets and consistently increases the confidence in predicting the "Flamingo" class. In this case, the interaction S demonstrates strong generalization power to unseen testing samples.

Efficient quantification of the generalization power of interactions. However, the above definition does not provide an efficient method for quantifying the generalization power of interactions. For example, in natural language processing tasks, this would necessitate an exhaustive search for specific interactions across numerous testing samples, leading to prohibitive computational costs.

Therefore, we introduce an approximate and efficient approach. Instead of performing an exhaustive search, our methodology centers on evaluating the transferability of an interaction S encoded by the DNN to a baseline DNN trained on testing samples. Crucially, the successful transfer to baseline DNN of S is regarded as compelling evidence that S captures a fundamental pattern within the testing samples, thus strongly suggesting its generalization power.

To elucidate this approach, consider an extracted⁵ salient AND interaction S , such that $|I_S^{\text{and}}| > \tau$. A distinct *baseline* DNN denoted by v^{base} , is subsequently trained using only the testing samples. To this end, the interaction S is deemed to represent a generalizable pattern within the testing set if the baseline DNN v^{base} concurrently identifies S as salient (*i.e.*, $|I_{S, v^{\text{base}}}^{\text{and}}| > \tau$) and S exerts a consistent directional influence on the classification of \mathbf{x} (*i.e.*, $I_{S, v^{\text{base}}}^{\text{and}} \cdot I_S^{\text{and}} > 0$). The same principle applies to OR interactions as well. This approach is predicated on the premise that the baseline DNN

⁴Ren et al. [1] have demonstrated that the sparsity of interactions can be ensured through three common conditions for smooth inferences in DNNs on randomly masked samples.

⁵Interaction extraction is introduced in both Section 3.1 and the pseudocode in Appendix ???.

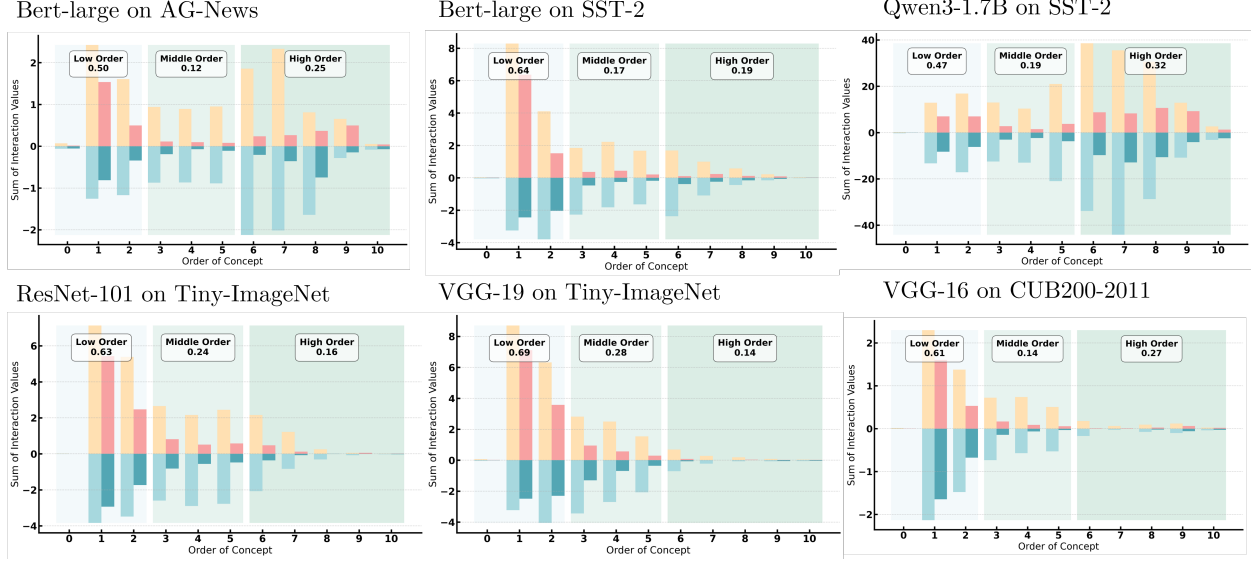


Figure 2: High order low order

captures the interactions inherent to the testing set. Accordingly, the generalization power of an AND/OR interaction is assessed via the following binary metric:

$$\mathcal{G}_{S,v,base}^{type} = \mathbf{1}(|I_{S,v,base}^{type}| > \tau) \cdot \mathbf{1}(I_S^{type} \cdot I_{S,v,base}^{type} > 0) \in \{0, 1\} \quad (7)$$

where $type \in \{\text{and}, \text{or}\}$ corresponds to AND/OR interactions, and $\mathbf{1}(\cdot)$ is a binary indicator function that outputs 1 if the condition is satisfied and 0 otherwise.

3.2.2 Verifying previous findings on the generalization power

The new metrics $\mathcal{G}_{S,v,base}^{type}$ allow us to validate the classical empirical finding on the generalization of interactions [14], *i.e.*, low-order interactions generally exhibit stronger generalization compared to high-order interactions. In [14], the claim regarding the low generalization of high-order interactions is supported by two experiments that lack sufficient rigor. (1) It is observed that, when more label noise is introduced, overfitted DNNs tend to model more high-order interactions compared to standard DNNs trained on clean data. (2) It is demonstrated that high-order interactions typically show worse robustness to input noise. Therefore, although the claim regarding the low generalization of high-order interactions has been widely cited [15, 31], this assertion still requires more rigorous verification by identifying the generalization power of each specific salient interaction encoded by the DNN.

To assess the generalization power of interactions⁵ at distinct orders⁶, we utilize four distinct metrics: (1) $\mathbb{I}_{total}^{(m),+}$ denotes the aggregate effect strength of all salient interactions of the m -th order with positive effect; (2) $\mathbb{I}_{total}^{(m),-}$ denotes the aggregate effect strength of all salient interactions of the m -th order with negative effect; (3) $\mathbb{I}_{gen}^{(m),+}$ denotes the aggregate effect strength of all generalizable salient interactions with positive effect; (4) $\mathbb{I}_{gen}^{(m),-}$ denotes the aggregate effect strength of all generalizable salient interactions with negative effect.

$$\mathbb{I}_{total}^{(m),-} = \sum_{\substack{type \in \{\text{and}, \text{or}\} \\ S \in \Omega_{type}^{Salient}; \\ |S|=m}} \sum \max(I_S^{type}, 0), \quad \mathbb{I}_{total}^{(m),+} = \sum_{\substack{type \in \{\text{and}, \text{or}\} \\ S \in \Omega_{type}^{Salient}; \\ |S|=m}} \sum \min(I_S^{type}, 0) \quad (8)$$

$$\mathbb{I}_{gen}^{(m),-} = \sum_{\substack{type \in \{\text{and}, \text{or}\} \\ S \in \Omega_{type}^{Salient}; \\ |S|=m}} \sum \max(I_S^{type} \cdot \mathcal{G}_S^{type}, 0), \quad \mathbb{I}_{gen}^{(m),+} = \sum_{\substack{type \in \{\text{and}, \text{or}\} \\ S \in \Omega_{type}^{Salient}; \\ |S|=m}} \sum \min(I_S^{type} \cdot \mathcal{G}_S^{type}, 0) \quad (9)$$

To this end, we conducted experiments to analyze the strength of generalizable and non-generalizable interactions in comparison across different interaction orders. We trained VGG-16, VGG-19, ResNet-50, and ResNet-101 on the

⁶As explained in Section 3.1, the order of an interaction refers to the number of input variables it involves.

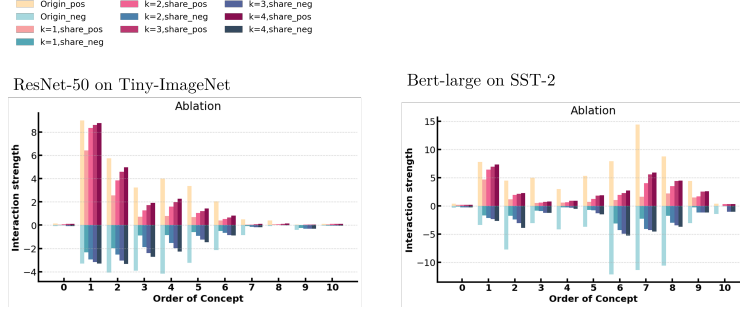


Figure 3: ablation

Tiny-ImageNet dataset, VGG-16 on the CUB200-2011 dataset, and Qwen3-1.7B, BERT-Large, and BERT-Medium on the SST-2 dataset. Additionally, we fine-tuned Llama3.1-8B on the SST-2 dataset. Please refer to Appendix XX for further experimental details. Figure 2 clearly demonstrates that higher-order interactions consistently exhibit lower generalization power than low-order interactions in most cases.

3.2.3 Ablation study towards the number of baseline DNNs

When we delve deeper into the problem of interaction generalization power, we observe that there is no clear boundary between generalizable and non-generalizable interactions. Consequently, the quantification of interaction generalization power is caught in the following dilemma.

- (1) On one hand, we can only guarantee that all interactions modeled by a baseline DNN are learned from the testing samples. However, we cannot ensure that the baseline DNN models all possible interactions. This issue necessitates training multiple baseline DNNs to cover as many different generalizable interactions as possible.
- (2) On the other hand, given a group of baseline DNNs $v_1^{\text{base}}, v_2^{\text{base}}, \dots, v_K^{\text{base}}$, each generating a set of salient AND/OR interactions $\Omega_{\text{and/or}, k}^{\text{Salient}}$, determining the generalization power of a target interaction becomes a fuzzy problem. If an interaction can only be generalized to one baseline DNN out of all K baseline DNNs, whether this interaction is truly a generalizable one remains an open problem.

Therefore, we conducted ablation experiments to illustrate the generalizable interactions that were identified by using different numbers of baseline DNNs. Given k baseline DNNs, a generalizable AND/OR interaction S was defined by its ability to generalize to any one baseline DNN, as follows.

$$\hat{\mathcal{G}}_S^{\text{type}}(k) = \mathbf{1} \left(\underbrace{\mathcal{G}_{S, v_1^{\text{base}}}^{\text{type}} = 1 \vee \mathcal{G}_{S, v_2^{\text{base}}}^{\text{type}} = 1 \vee \dots \vee \mathcal{G}_{S, v_k^{\text{base}}}^{\text{type}} = 1}_{S \text{ generalized to any one of the baseline DNNs}} \right) \in \{0, 1\} \quad (10)$$

where $\text{type} \in \{\text{and}, \text{or}\}$ corresponds to AND/OR interactions, and $\mathbf{1}(\cdot)$ is a binary indicator function that outputs 1 if the condition is satisfied and 0 otherwise.

Figure 3 shows the distribution of generalizable interactions and that of non-generalizable interactions under different numbers of baseline DNNs.

3.3 Three-phase dynamics of generalization power of interactions

In this subsection, we employ the newly proposed metrics $\mathbb{I}_{\text{total}}^{(m),+}$, $\mathbb{I}_{\text{total}}^{(m),-}$, $\mathbb{I}_{\text{gen}}^{(m),+}$, $\mathbb{I}_{\text{gen}}^{(m),-}$ to track the evolution of the generalization power of interactions on different orders⁶ throughout the entire training process. Specifically, we propose the following metric $\bar{\mathcal{H}}$ to measure the average generalization power of all salient interactions on an input sample \mathbf{x} as follows.

$$\bar{\mathcal{H}} = \frac{\sum_m \left(|\mathbb{I}_{\text{gen}}^{(m),+}| + |\mathbb{I}_{\text{gen}}^{(m),-}| \right)}{\sum_m \left(|\mathbb{I}_{\text{total}}^{(m),+}| + |\mathbb{I}_{\text{total}}^{(m),-}| \right)} \quad (11)$$

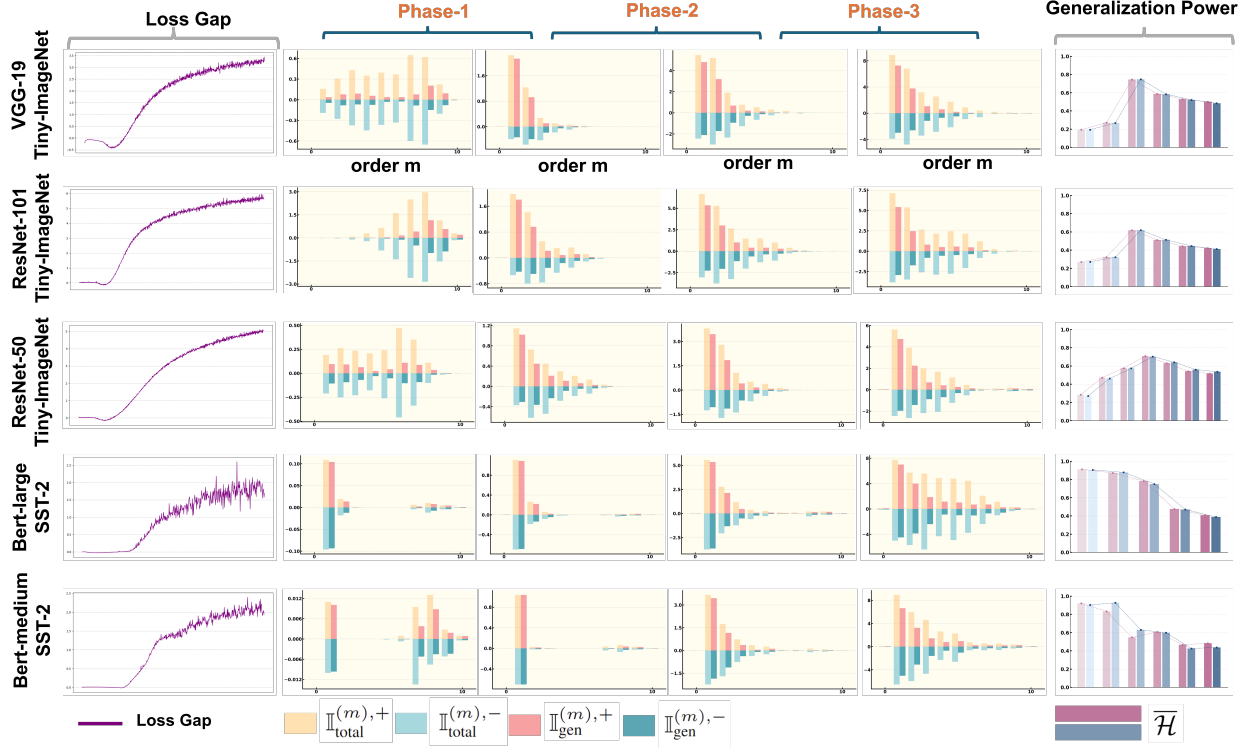


Figure 4: Three-phase dynamics

We observe that for most DNNs, the generalization power of interactions or more precisely, the change of the $\bar{\mathcal{H}}$ value, follows a common three-phase dynamics as shown in Figure 4.

- **Before Training:** Given a DNN with fully initialized parameters, although all interactions extracted from the initialized DNN represent random noise patterns, statistically, the interactions exhibit a specific spindle-shaped distribution. In words, the model primarily encodes middle-order interactions, while very high-order and very low-order interactions are rarely modeled. Furthermore, the effects of the different interactions often tend to cancel out, with positive and negative effects balancing each other. This phenomenon has been demonstrated in previous studies [15].

At this stage, we find that most interactions cannot be generalized to the baseline DNN. This phenomenon corroborate the understanding that the interactions encoded in an initialized DNN are noise patterns.

- **Phase 1:** In the early epochs of training, the training process primarily eliminates noise interactions within the spindle-shaped distribution, while simultaneously learning low-order interactions. During this phase, low-order interactions are mainly learned by the DNN. We find that the newly learned low-order interactions are more likely to be generalized to the baseline DNN, supporting the notion that low-order interactions capture simple and meaningful patterns. Conversely, the high-order interactions initially modeled by the DNN, which lack generalization power, are progressively eliminated.

According to Equation (5), we can conclude that the classification confidence depends jointly on the number of salient interactions and the average generalization power of these interactions. Therefore, the emergence of generalizable low-order interactions and the elimination of non-generalizable high-order interactions characterize the healthiest stage of training, during which the generalization power of interactions continuously improves in this phase.

- **Phase 2:** As training progresses, both low-order and mid-to-high-order interactions are learned by the DNN simultaneously. Since the initial noise interactions have been removed after the first phase, in the second phase the DNN progressively learns interactions of increasing order. Notably, we find that high-order interactions are generally less likely to be generalized to testing samples than lower-order interactions according to Section 3.2.2. Thus, two phenomena co-occur in the second phase: (1) the DNN continues to learn additional interactions; (2) the generalization power of newly learned interactions steadily decreases.

Consequently, the second phase faces a dilemma. Although the continuous learning of new interactions provides meaningful features for classification, the diminishing generalization power of these interactions introduces a risk of

overfitting. This observation is further corroborated by the training curves: the classification accuracy on the training set continues to improve but gradually approaches saturation. Besides, the rate of decrease of the training loss outpaces that of the testing loss. This behavior arises because non-generalizable interactions contribute exclusively to the classification of training samples and fail to aid in the classification of unseen testing samples.

- **Phase 3:** In the last stage of training, almost all low-order interactions have already been fully learned and have converged during the first two phases, and the DNN learns only high-order interactions in the final phase. These newly learned high-order interactions often fail to generalize to unseen testing samples.

We can posit that such high-order interactions could lead to overfitting. This assertion is corroborated by the empirical phenomenon in which the training loss continues to decrease while the testing loss remains essentially unchanged. This is the least healthy training stage with a heightened risk of overfitting.

3.4 Tracking the effects of non-generalizable interactions towards model loss

In the previous sections, we have proposed the metric $\overline{\mathcal{H}}$ to quantify the generalization power of interactions and observed the three-phase dynamics of generalization power of interactions during the training process, and we have analyzed how the three-phase dynamics of interactions affects the DNN’s performance during the training process. In this subsection, we will propose an alternative perspective to examine whether the non-generalizable⁷ interactions are truly responsible for the overfitting of the DNN.

The fundamental idea is that if we remove the effects of the non-generalizable interactions from the output score of the DNN, then we can test whether the removal of non-generalizable interactions will reduce the gap between the training loss and the testing loss. To accomplish this, let us rewrite the output score of the DNN in Equation (2) as follows (see Appendix xx for proof).

$$\begin{aligned}
 v(\mathbf{x}) = & \sum_{\text{type} \in \{\text{and, or}\}} \sum_{S \in \Omega_{\text{type}}^{\text{Salient}}} I_S^{\text{type}} \cdot G_S^{\text{type}} \cdot \mathbf{1}_{\text{type}}(\mathbf{x}_{\text{mask}} \text{ triggers type relation between input variables in } T) \quad (\text{generalizable interactions}) \\
 & + \sum_{\text{type} \in \{\text{and, or}\}} \sum_{S \in \Omega_{\text{type}}^{\text{Salient}}} I_S^{\text{type}} \cdot (1 - G_S^{\text{type}}) \cdot \mathbf{1}_{\text{type}}(\mathbf{x}_{\text{mask}} \text{ triggers type relation between input variables in } T) \quad (\text{non-generalizable interactions}) \\
 & + \sum_{\text{type} \in \{\text{and, or}\}} \sum_{S \in \Omega_{\text{type}}^{\text{Non-Salient}}} I_S^{\text{type}} \cdot \mathbf{1}_{\text{type}}(\mathbf{x}_{\text{mask}} \text{ triggers type relation between input variables in } T) + b \quad (\text{negligible non-salient interactions})
 \end{aligned} \tag{12}$$

where $\Omega_{\text{type}}^{\text{Non-Salient}} = \{S : |I_S^{\text{or}}| \leq \tau\}$ represents the set of non-salient interactions.

Then, the probability of classifying the input \mathbf{x} to the ground-truth label \mathbf{y}^* after the removal of non-generalizable interactions can be derived from Equation (1) as follows:

$$\begin{aligned}
 \tilde{p}(\mathbf{y}^*|\mathbf{x}) &= \text{sigmoid}(\tilde{v}(\mathbf{x})) \quad \text{subject to} \\
 \tilde{v}(\mathbf{x}) &= \sum_{\text{type} \in \{\text{and, or}\}} \sum_{S \in \Omega_{\text{type}}^{\text{Salient}}} I_S^{\text{type}} \cdot G_S^{\text{type}} + \sum_{\text{type} \in \{\text{and, or}\}} \sum_{S \in \Omega_{\text{type}}^{\text{Non-Salient}}} I_S^{\text{type}} + b
 \end{aligned} \tag{13}$$

Then, given the revised classification probability $\tilde{p}(\mathbf{y}^*|\mathbf{x})$, we can compute the new cross-entropy loss as: $\tilde{L} = -\sum_{\mathbf{x}} \log \tilde{p}(\mathbf{y}^*|\mathbf{x})$.

We conducted experiments to train VGG-16, VGG-19, ResNet-50, and ResNet-101 on the Tiny-ImageNet dataset, VGG-16 on the CUB200-2011 dataset, and Qwen3-1.7B, BERT-Large, and BERT-Medium on the SST-2 dataset. Additionally, we fine-tuned Llama3.1-8B on the SST-2 dataset. We computed the standard cross-entropy loss using the original classification probability $p(\mathbf{y}^*|\mathbf{x})$, as well as a modified cross-entropy loss using the revised probability $\tilde{p}(\mathbf{y}^*|\mathbf{x})$. As shown in Figure 5, the removal of non-generalizable interactions significantly reduced the gap between the training and testing losses. This removal primarily increased the training loss while having minimal impact on the testing loss. These results confirm that the removed non-generalizable interactions were the fundamental cause for overfitting, as they exclusively contributed to training samples without generalizing to unseen data.

4 Conclusion

In this paper, we propose a novel approach to understand how the generalization power of a deep neural network (DNN) evolves throughout the training process. We find that the modeled interactions can serve as a theoretically

⁷When interaction S does not satisfy the generalization condition in Equation (7), i.e., when we have $G_{S, \mathbf{v}^{\text{base}}}^{\text{type}} = 0$.

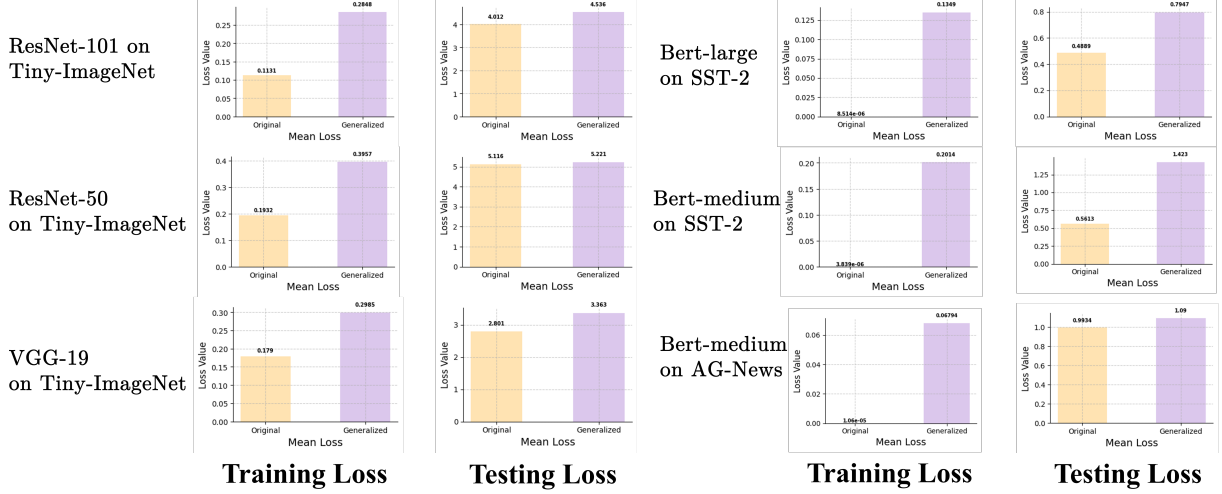


Figure 5: loss without non-generalizable interactions

grounded metric that accurately explains the detailed inference logic of a DNN. Building on this, we introduce an efficient method to quantify the generalization power of the interactions learned by the DNN, as a means to interpret the generalization power of the model as a whole. Our analysis reveals a three-phase dynamics in the generalization power of interactions. In the beginning, most non-generalizable interactions are eliminated, and the network primarily models simple, generalizable interactions. In the intermediate phase, the network begins to capture increasingly less generalizable interactions, and by the final phase, it predominantly learns entirely non-generalizable ones. Our experiments demonstrate that the network learning non-generalizable interactions is a direct cause for the observed gap between the training loss and the test loss.

Although the generalization power of the interactions modeled by a DNN provides valuable insight into the overall generalization power of the model, the fundamental reason behind the observed three-phase dynamics of interaction generalization remains unproven. In addition, the observation that interactions of higher order tend to exhibit limited generalization power is currently supported only by empirical evidence. While these findings have been consistently validated across a wide range of DNNs, more rigorous theoretical justification is still required. Furthermore, due to computational limitations, we have not yet evaluated models exceeding 1 billion parameters. Extending the current theoretical framework to such large-scale models is an important direction for future work. Nonetheless, our results across numerous small- and medium-scale models, spanning diverse tasks, architectures, and data modalities, partially demonstrate that the three-phase dynamic of interaction generalization is a general phenomenon, which appears to be agnostic to both DNN architecture and data modality. Moreover, analyzing the generalization power of interactions enables accurate identification of the onset of overfitting, offering a principled approach for early stopping.

References

- [1] Qihan Ren, Jiayang Gao, Wen Shen, and Quanshi Zhang. Where we have arrived in proving the emergence of sparse symbolic concepts in ai models. *International Conference on Learning Representations*, 2024.
- [2] Jason Wei, Xuezhi Wang, Dale Schuurmans, Maarten Bosma, Fei Xia, Ed Chi, Quoc V Le, Denny Zhou, et al. Chain-of-thought prompting elicits reasoning in large language models. *Advances in neural information processing systems*, 35:24824–24837, 2022.
- [3] Emily Silcock, Luca D’Amico-Wong, Jinglin Yang, and Melissa Dell. Noise-robust de-duplication at scale. *International Conference on Learning Representations*, 2022.
- [4] Tom Brown, Benjamin Mann, Nick Ryder, Melanie Subbiah, Jared D Kaplan, Prafulla Dhariwal, Arvind Nee-lakantan, Pranav Shyam, Girish Sastry, Amanda Askell, et al. Language models are few-shot learners. *Advances in neural information processing systems*, 33:1877–1901, 2020.
- [5] Ekin D Cubuk, Barret Zoph, Dandelion Mane, Vijay Vasudevan, and Quoc V Le. Autoaugment: Learning augmentation strategies from data. In *Proceedings of the IEEE/CVF conference on computer vision and pattern recognition*, pages 113–123, 2019.

- [6] Hongwei Ding, Kuan Zhang, and Nana Huang. Dm-gan: A data augmentation-based approach for imbalanced medical image classification. In *2024 IEEE International Conference on Bioinformatics and Biomedicine (BIBM)*, pages 3160–3165, 2024.
- [7] Yuntao Bai, Andy Jones, Kamal Ndousse, Amanda Askell, Anna Chen, Nova DasSarma, Dawn Drain, Stanislaw Fort, Deep Ganguli, Tom Henighan, et al. Training a helpful and harmless assistant with reinforcement learning from human feedback. *arXiv preprint arXiv:2204.05862*, 2022.
- [8] Rafael Rafailov, Archit Sharma, Eric Mitchell, Christopher D Manning, Stefano Ermon, and Chelsea Finn. Direct preference optimization: Your language model is secretly a reward model. In A. Oh, T. Naumann, A. Globerson, K. Saenko, M. Hardt, and S. Levine, editors, *Advances in Neural Information Processing Systems*, volume 36, pages 53728–53741. Curran Associates, Inc., 2023.
- [9] Hao Li, Zheng Xu, Gavin Taylor, Christoph Studer, and Tom Goldstein. Visualizing the loss landscape of neural nets. *Advances in neural information processing systems*, 31, 2018.
- [10] Lechao Xiao, Jeffrey Pennington, and Samuel Schoenholz. Disentangling trainability and generalization in deep neural networks. In *International Conference on Machine Learning*, pages 10462–10472. PMLR, 2020.
- [11] Pierre Foret, Ariel Kleiner, Hossein Mobahi, and Behnam Neyshabur. Sharpness-aware minimization for efficiently improving generalization. *Learning, Learning*, Oct 2020.
- [12] Cynthia Rudin. Stop explaining black box machine learning models for high stakes decisions and use interpretable models instead. *Nature machine intelligence*, 1(5):206–215, 2019.
- [13] Qihan Ren, Huiqi Deng, Yunuo Chen, Siyu Lou, and Quanshi Zhang. Bayesian neural networks avoid encoding complex and perturbation-sensitive concepts. In *International Conference on Machine Learning*, pages 28889–28913. PMLR, 2023.
- [14] Huilin Zhou, Hao Zhang, Huiqi Deng, Dongrui Liu, Wen Shen, Shih-Han Chan, and Quanshi Zhang. Explaining generalization power of a dnn using interactive concepts. In *Proceedings of the AAAI Conference on Artificial Intelligence*, volume 38, pages 17105–17113, 2024.
- [15] Qihan Ren, Junpeng Zhang, Yang Xu, Yue Xin, Dongrui Liu, and Quanshi Zhang. Towards the dynamics of a dnn learning symbolic interactions. *Advances in Neural Information Processing Systems*, 37:50653–50688, 2024.
- [16] Wen Shen, Lei Cheng, Yuxiao Yang, Mingjie Li, and Quanshi Zhang. Can the inference logic of large language models be disentangled into symbolic concepts? *arXiv preprint arXiv:2304.01083*, 2023.
- [17] Huiqi Deng, Qihan Ren, Hao Zhang, and Quanshi Zhang. Discovering and explaining the representation bottleneck of dnns. *International Conference on Learning Representations*, 2022.
- [18] Jie Ren, Zhanpeng Zhou, Qirui Chen, and Quanshi Zhang. Can we faithfully represent absence states to compute shapley values on a dnn? In *International Conference on Learning Representations*, 2023.
- [19] Mingjie Li and Quanshi Zhang. Does a neural network really encode symbolic concepts? In *International conference on machine learning*, pages 20452–20469. PMLR, 2023.
- [20] Jie Ren, Mingjie Li, Qirui Chen, Huiqi Deng, and Quanshi Zhang. Defining and quantifying the emergence of sparse concepts in dnns. In *Proceedings of the IEEE/CVF conference on computer vision and pattern recognition*, pages 20280–20289, 2023.
- [21] Jie Ren, Die Zhang, Yisen Wang, Lu Chen, Zhanpeng Zhou, Yiting Chen, Xu Cheng, Xin Wang, Meng Zhou, Jie Shi, and Quanshi Zhang. Towards a unified game-theoretic view of adversarial perturbations and robustness. In A. Beygelzimer, Y. Dauphin, P. Liang, and J. Wortman Vaughan, editors, *Advances in Neural Information Processing Systems*, 2021.
- [22] J. Pearl. *Bayesian Networks: A Model of Self-activated Memory for Evidential Reasoning*. Report (University of California, Los Angeles. Computer Science Dept.). UCLA Computer Science Department, 1985.
- [23] Huiqi Deng, Qihan Ren, Hao Zhang, and Quanshi Zhang. Discovering and explaining the representation bottleneck of dnns. *International Conference on Learning Representations*, 2021.
- [24] Hao Zhang, Sen Li, Yinchao Ma, Mingjie Li, Yichen Xie, and Quanshi Zhang. Interpreting and boosting dropout from a game-theoretic view. *International Conference on Learning Representations*, 2021.
- [25] Junpeng Zhang, Qing Li, Liang Lin, and Quanshi Zhang. Two-phase dynamics of interactions explains the starting point of a dnn learning over-fitted features. *arXiv preprint arXiv:2405.10262*, 2024.
- [26] Dongrui Liu, Huiqi Deng, Xu Cheng, Qihan Ren, Kangrui Wang, and Quanshi Zhang. Towards the difficulty for a deep neural network to learn concepts of different complexities. In *Thirty-seventh Conference on Neural Information Processing Systems*, 2023.

- [27] Huiqi Deng, Na Zou, Mengnan Du, Weifu Chen, Guocan Feng, Ziwei Yang, Zheyang Li, and Quanshi Zhang. Unifying fourteen post-hoc attribution methods with taylor interactions. *IEEE Transactions on Pattern Analysis and Machine Intelligence*, 46(7):4625–4640, 2024.
- [28] Quanshi Zhang, Xin Wang, Jie Ren, Xu Cheng, Shuyun Lin, Yisen Wang, and Xiangming Zhu. Proving common mechanisms shared by twelve methods of boosting adversarial transferability. *arXiv preprint arXiv:2207.11694*, 2022.
- [29] Xin Wang, Jie Ren, Shuyun Lin, Xiangming Zhu, Yisen Wang, and Quanshi Zhang. A unified approach to interpreting and boosting adversarial transferability. In *International Conference on Learning Representations*, 2021.
- [30] Lu Chen, Siyu Lou, Benhao Huang, and Quanshi Zhang. Defining and extracting generalizable interaction primitives from DNNs. In *The Twelfth International Conference on Learning Representations*, 2024.
- [31] Xu Cheng, Lei Cheng, Zhaoran Peng, Yang Xu, Tian Han, and Quanshi Zhang. Layerwise change of knowledge in neural networks. In *Forty-first International Conference on Machine Learning*, 2024.