

# Value Iteration with Guessing for Markov Chains and Markov Decision Processes

Krishnendu Chatterjee<sup>1</sup>[0000–0002–4561–241X], Mahdi JafariRaviz<sup>2</sup>[0009–0002–0495–3805], Raimundo Saona<sup>\*1</sup>[0000–0001–5103–038X], and Jakub Svoboda<sup>1</sup>[0000–0002–1419–3267]

<sup>1</sup> Institute of Science and Technology Austria (ISTA) <https://ista.ac.at/raimundo.saona@gmail.com> {jakub.svoboda, krishnendu.chatterjee}@ista.ac.at

<sup>2</sup> University of Maryland College Park <https://umd.edu> mahdi.j@umd.edu

**Abstract.** Two standard models for probabilistic systems are Markov chains (MCs) and Markov decision processes (MDPs). Classic objectives for such probabilistic models for control and planning problems are reachability and stochastic shortest path. The widely studied algorithmic approach for these problems is the Value Iteration (VI) algorithm which iteratively applies local updates called Bellman updates. There are many practical approaches for VI in the literature but they all require exponentially many Bellman updates for MCs in the worst case. A preprocessing step is an algorithm that is discrete, graph-theoretical, and requires linear space. An important open question is whether, after a polynomial-time preprocessing, VI can be achieved with sub-exponentially many Bellman updates. In this work, we present a new approach for VI based on guessing values. Our theoretical contributions are twofold. First, for MCs, we present an almost-linear-time preprocessing algorithm after which, along with guessing values, VI requires only subexponentially many Bellman updates. Second, we present an improved analysis of the speed of convergence of VI for MDPs. Finally, we present a practical algorithm for MDPs based on our new approach. Experimental results show that our approach provides a considerable improvement over existing VI-based approaches on several benchmark examples from the literature.

**Keywords:** Markov decision processes · Markov chains · Value iteration · Reachability · Stochastic Shortest Path.

## 1 Introduction

*Markov Chains and Markov Decision Processes.* Markov chains (MCs) and Markov decision processes (MDPs) [2,20,38] are widely used mathematical models with applications in various fields including computer science, economics, operations research, and engineering. These models study dynamical systems that exhibit stochastic behavior. MCs consist of a finite state space and a stochastic transition function. MDPs extend MCs with non-deterministic choices over actions of a controller that determines the stochastic transition function at each period.

*Objectives and Value.* Objectives define the payoff to be optimized by the controller. The classic objectives for MCs and MDPs that arise in control, verification, and planning problems are [2,38]: (i) weighted reachability objectives and (ii) stochastic shortest path (SSP) objectives. In weighted reachability objectives, we are given a target set of states and weights on them. Then, the payoff of a path is, if it reaches a target state, the weight of that state, otherwise zero. In SSP objectives, we are given a target set and a positive cost at every state. Then, the cost of a path is, if it reaches a target state, the sum of the cost till a target state is reached, otherwise infinity. In MCs, the value is the expectation of the objective. In MDPs, the value is the optimal expectation over all resolutions of the non-deterministic choices.

*Value Iteration.* Both MCs and MDPs with the above objectives can be solved in polynomial time [2, Chapter 10] by a reduction to linear programming (LP) [7]. Even though linear programming yields a polynomial-time solution, the algorithm most used in practice is Value Iteration (VI), which is a classic and well-studied algorithmic approach [14]. Given an initial value vector, the VI algorithm iteratively applies local updates, called Bellman updates [6], to approach the value vector. The two key advantages of VI over LP are the following. First, the VI algorithm is simple, elegant, and space-efficient (i.e., it requires linear space) whereas (to the best of our knowledge) linear-space LP-based algorithms for MDPs are not known. Second, the VI algorithm has symbolic implementations which scales to large state spaces, e.g., representing value vectors as multiterminal binary decision diagrams and applying local updates [30,34], whereas LP-based algorithms do not. Given the advantages of VI over linear programming, VI is the most widely used approach in several tools for probabilistic verification, e.g., PRISM [33] and STORM [30]. See [26] for a thorough comparative study.

*Preprocessing.* MCs and MDPs are often preprocessed to speed up computation. For example: in weighted reachability objectives with binary weights, a preprocessing step is to compute all states with values of either zero or one; in SSP objectives, similar computations identify all states with value infinity. The desired properties of preprocessings are: (a) discrete and graph-theoretical, i.e., it does not depend on the precise transition probabilities; and (b) linear space, so it ensures space efficiency. For various preprocessings for VI, see [9,24,27,40].

*Question.* Given the practical relevance of VI, multiple VI-based approaches have been proposed in the literature including Interval VI [24,3], Variance-reduced VI [42], Sound VI [40], and Optimistic VI [27]. However, they all require exponentially many Bellman updates in the number of states in the worst case. Thus, a fundamental question is the existence of an efficient preprocessing that can achieve VI with sub-exponentially many Bellman updates.

*Our Contribution.* Our main contributions are the following.

- *Sub-exponential VI for MCs.* We present an almost linear-time preprocessing algorithm for MCs which, along with guessing values, requires only subexponentially many Bellman updates to approximate the value. Informally, the

preprocessing obtains a set of states to guess values which are verified by solving the rest of the MC. The preprocessing to obtain the set of states where values will be guessed is based on breadth-first-search and set cardinality, so it can be symbolically implemented. See Theorem 1 for details.

- *VI convergence for MDPs.* We present a new analysis of the speed of convergence of VI for MDPs. This improves on the previous bounds given in [24] and motivates the use of guessing in MDPs.
- *Practical approach for MDPs and experimental results.* We present a new practical VI-based approach for MDPs called Guessing VI. We have implemented our approach on STORM [30]. We evaluate our approach on the Quantitative Verification Benchmark Set [28] against all existing VI-based approaches. We consider 474 examples: (i) in 170 examples all approaches run very fast (less than 100 milliseconds); (ii) in 135 examples, all approaches perform similarly (the max and min are within 10 % of each other); (iii) in 83 examples, there is a winner among the previous VI-based approaches over our approach, however, in these examples, the average improvement of each previous approach over ours is at most 1.15 times (i.e., 15% improvement); and (iv) in 86 examples our approach is the fastest, with an average improvement of at least 1.27 times (i.e., 27% improvement). Our experimental results show that our approach provides significant improvement over existing VI-based approaches.

*Related Works.* There are three main preprocessings for MDPs used in the literature: (i) graph connectivity [17, Section 3]; (ii) qualitative reachability [21, Algorithms 1-4]; and (iii) collapsing Maximal end components (MECs) [11]. All these preprocessings run in subquadratic time and are standard in the literature. For example, after collapsing MECs, an MDP is usually referred to as contracting or halting [24].

For a given horizon, VI provides a strategy that is optimal, and computing such a policy is EXPTIME-complete [4]. The most important related works are the VI-based approaches previously presented in the literature, i.e., Interval VI (IVI) [24,3], Optimistic VI (OVI) [27] and Sound VI (SVI) [40], which we have already discussed. For MCs and MDPs, there are two main model-checking tools: PRISM [34] and STORM [30]. Our benchmark instances come from the Quantitative Verification Benchmark Set (QVBS) [28], which incorporates instances from the PRISM benchmark set [33].

In all works mentioned, the MDPs are fully known a priori. When the system is not known a priori, there are approaches based on learning and statistical tests, such as [9]. Similarly, in all works mentioned, the MDPs are finite. When the probabilistic system has uncountably many (continuous) states, sufficient conditions for an anytime approximation of the reachability value are given in [23]. While the literature on MCs and MDPs is vast, our work relates to VI-based algorithmic approaches, and hence we restrict our attention to primarily these lines of work.

## 2 Preliminaries

*Notation.* For a finite set  $X$ , we denote the set of probability measures on  $X$  by  $\Delta(X)$  and the indicator function of  $X$  by  $\mathbf{1}[X]$ . For a natural number  $n$ , we denote the set  $\{1, 2, \dots, n\}$  by  $[n]$ . For two disjoint sets  $X$  and  $Y$ , we denote their disjoint union by  $X \sqcup Y$ .

*Markov Decision Process (MDP).* An MDP is a tuple  $P = (S, E, \delta)$  with the following properties.

- $S = S_d \sqcup S_p$  is a finite set of states partitioned into decision states  $S_d$  and probabilistic states  $S_p$ .
- $\delta: S_p \rightarrow \Delta(S_d)$  is a probability transition function. We denote the probability  $\delta(s)(s')$  by  $\delta(s, s')$  and  $\delta_{\min}$  the smallest positive transition probability.
- $E \subseteq S \times S$  is a finite set of edges. For a state  $s \in S$ , we write  $E(s) := \{s' \in S : (s, s') \in E\}$  and we require the following properties: (a) for all states  $s \in S$ , the set  $E(s)$  is non-empty; and (b) for probabilistic states  $s \in S_p$ , we have that  $E(s) = \{s' \in S : \delta(s, s') > 0\}$ .

Given an initial state  $s_1 \in S$ , the dynamic is as follows. For every stage  $t \geq 1$ , if  $s_t \in S_p$ , then the next state  $s_{t+1}$  is drawn from the distribution  $\delta(s_t)$ ; if  $s_t \in S_d$ , then the controller chooses the next state  $s_{t+1}$  from  $E(s_t)$ . We call the graph  $G_P = (S = S_p \sqcup S_d, E)$  the labeled graph of  $P$  where vertices are labeled as decision or probabilistic.

*Strategy.* A strategy  $\sigma$  describes the choice of the controller at each state, i.e.,  $\sigma: S_d \rightarrow S$  such that, for all states  $s \in S_d$ , we have that  $\sigma(s) \in E(s)$ . The set of all strategies is denoted  $\Sigma$ , which is finite. These strategies are referred to as positional in the literature, as opposed to general strategies that depend on the entire history.

*Markov Chain (MC).* A Markov Chain  $M$  is a class of MDPs where there is only one strategy. Equivalently, for all states  $s \in S_d$ , there is a unique successor, i.e.,  $|E(s)| = 1$ . Given an MDP  $P$ , a strategy  $\sigma$  induces an MC  $P_\sigma$  where each decision state  $s \in S_d$  transitions deterministically to  $\sigma(s)$ .

*Plays.* For an MDP  $P$ , a play is a legal sequence of states. Formally, the set of plays is defined by  $\Omega := \{\omega = (s_t)_{t \geq 1} : \forall t \geq 1 \quad s_{t+1} \in E(s_t)\}$ , i.e., the set of infinite paths in the labeled graph of the MDP. We denote the set of paths starting at  $s$  as  $\Omega_s$ .

*Probabilities.* An MDP  $P$ , a strategy  $\sigma$  and an initial state  $s$  define a natural dynamic  $(S_t)_{t \geq 0}$  over the state space  $S$ . Formally, they define a probability space  $(\Omega, \mathcal{F}, \mathbb{P}_{\sigma, s})$  where the probability measure is the Kolmogorov extension of the natural definition over events defined by a finite sequence of states. For an MC  $M$  and an initial state  $s$ , we denote the probability measure by  $\mathbb{P}_s$ .

*Objectives: Weighted Reachability and Shortest Stochastic Path.* An objective is a measurable function that assigns a quantity to every play, i.e., a function  $\gamma: \Omega \rightarrow \mathbb{R} \cup \{\infty\}$ . A state  $s \in S$  is absorbing (or sink) if  $E(s) = \{s\}$ . We consider the following two objectives.

- *Weighted Reachability.* A target set  $T \subseteq S$  of absorbing states and an associated weight function  $w: T \rightarrow [0, \infty)$  define the weighted reachability objective  $\text{Reach}_T$  as follows. For every play  $\omega$ , if the play reaches state  $s \in T$ , then  $\text{Reach}_T(\omega) = w(s)$ ; if the play never reaches a target state, then  $\text{Reach}_T(\omega) = 0$ . We simply write  $\text{Reach}$  if  $T$  is clear from the context.
- *Shortest Stochastic Path (SSP).* A target set  $T \subseteq S$  of absorbing states and an associated weight function  $w: S \rightarrow (0, \infty)$  define the stochastic shortest path objective  $\text{SSP}_T$  as follows. For every play  $\omega$ , if the play does not reach a target state, then  $\text{SSP}_T(\omega) = \infty$ ; and if the play reaches a target state, then  $\text{SSP}_T(\omega)$  is the sum of the weights till a target state is reached including the weight of the reached target state. We simply write  $\text{Reach}$  if  $T$  is clear from the context.

For a weight function, we denote  $w_{\min} := \min\{w(s) : s \in T\}$  and  $w_{\max} := \max\{w(s) : s \in T\}$ .

*Value.* Given an MDP  $P$  and an objective, the value of  $P$  is the best the controller can guarantee in expectation. For a play  $\omega = (s_t)_{t \geq 1}$ , let  $t^*(\omega) := \inf\{t \geq 1 : s_t \in T\}$ . Then, for an initial state  $s$ , the value is defined as follows.

$$\begin{aligned} \text{val}_P(s; \text{Reach}) &:= \max_{\sigma} \mathbb{E}_{\sigma, s}(w(s_{t^*}) \cdot \mathbb{1}[t^* < \infty]), \\ \text{val}_P(s; \text{SSP}) &:= \min_{\sigma} \mathbb{E}_{\sigma, s} \left( \sum_{t=0}^{t^*} w(s_t) \right). \end{aligned}$$

If the objective is clear from the context, then we simply write  $\text{val}_P(s)$  or  $\text{val}(s)$ .

*Value Iteration (VI).* Value iteration is a classic algorithm that computes the value of an MDP  $P$  with either weighted reachability or SSP objectives [14]. It simultaneously computes  $\text{val}_P(s)$  for all  $s$ . First, it considers an initial vector  $v_1: S \rightarrow \mathbb{R}$ . At stage  $i \geq 1$ , it applies a Bellman update operator (described later) on  $v_i$  to obtain the next vector  $v_{i+1}$ . The Bellman update operator depends on the objective. Under a well-chosen initial vector  $v_1$ , the sequence of vectors  $(v_i)_{i \geq 1}$  converges strictly monotonically to the value vector  $(\text{val}_P(s))_{s \in S}$ .

*Bellman Update.* Given an MDP  $P$ , for each objective there is a different Bellman update operator. Consider a state  $s \in S \setminus T$ , and a vector  $v: S \rightarrow \mathbb{R}$ . For reachability objectives,

$$\text{ReachUpdate}(P, v, s) := \begin{cases} \max_{s' \in E(s)} v(s') & s \in S_d \\ \sum_{s' \in E(s)} \delta(s, s') v(s') & s \in S_p \end{cases}$$

For SSP objectives,

$$\text{SSPUpdate}(P, v, s) := \begin{cases} w(s) + \min_{s' \in E(s)} v(s') & s \in S_d \\ w(s) + \sum_{s' \in E(s)} \delta(s, s') v(s') & s \in S_p \end{cases}$$

For states in  $T$ , the updates make no changes in the vector. For simplicity, we denote these two Bellman updates simply `BELLMANUPDATE`. By bounding the output by known lower and upper bounds and starting from a lower or upper bound, iterative applications of `BELLMANUPDATE` generate a monotonic sequence of vectors.

*Maximal End Components (MECs).* Given an MDP, an end component is a set  $U$  of states such that, in the corresponding labeled graph, (a)  $U$  is closed, i.e., for all states  $U \cap S_P$  we have  $E(s) \subseteq U$ ; and (b)  $U$  is a strongly connected component. Maximal end components (MECs) are end components that are maximal with respect to subset inclusion.

*Significance of the Objectives.* On the one hand, weighted reachability objectives have the following properties: (a) they represent the classic reachability objective when every target set is assigned weight 1; (b) they correspond to the positive recursive payoff function of Everett [19]; and (c) they naturally arise in many other applications, e.g., in MDPs with long-run average objectives, after computing the value function for every MEC, the problem reduces to weighted reachability objectives [8]. While they reduce to classic reachability objectives, we consider them for ease of modeling. On the other hand, SSP objectives have the useful property that, if the value of a state is known, then we can convert it to a target state with the known value as its weight.

*Uniqueness of Fixpoint.* In general, the Bellman update operator does not have a unique fixpoint. For reachability objectives, an approach to ensure uniqueness is collapsing MECs, which can be achieved in sub-quadratic time using a discrete graph-theoretical algorithm [11]. For SSP objectives, the Bellman update has a fixpoint if all states can reach the target, which can be checked in linear time. Moreover, this fixpoint is unique because weights are strictly greater than zero. In the sequel, we consider that Bellman update operators have a unique fixpoint, i.e., for reachability objectives, MECs are already collapsed; and for SSP objectives, the underlying graph is connected.

*Error Bounds for VI.* Given an MDP  $P$  and an objective, we call a vector  $v$  an  $\varepsilon$ -approximation of the value vector if  $\|v - \text{val}\|_\infty \leq \varepsilon$ . For all our objectives, under a well-chosen initial vector  $v_1$ , the sequence of vectors  $(v_i)_{i \geq 1}$  given by VI converges strictly monotonically to the value vector. Moreover, a convergence bound, i.e., a bound on the distance between the vector  $v_i$  and the value vector  $\text{val}$ , is given as follows. Recall that  $\delta_{\min}$  is the smallest positive transition probability. Then, for all  $i \geq 1$ ,

$$\|v_{|S|i} - \text{val}\|_\infty \leq \left(1 - \delta_{\min}^{|S|}\right)^i \|v_1 - \text{val}\|_\infty.$$

In particular, for  $\varepsilon > 0$ , obtaining an  $\varepsilon$ -approximation of the value is guaranteed after  $\mathcal{O}\left(|S| \log(\|v_1 - \text{val}\|_\infty / \varepsilon) / \delta_{\min}^{|S|}\right) \geq \mathcal{O}(2^{|S|} \log(1/\varepsilon))$  applications of the Bellman operator, i.e., exponentially many in the size of the MDP. This bound on the number of updates is necessary for VI in simple examples of MCs. Therefore, VI requires  $\Theta(2^{|S|} \log(1/\varepsilon))$ , i.e., exponentially many, Bellman updates even for MCs. This bound applies to all previously defined VI-based approaches.

*Preprocessing.* The VI algorithm deals with value computation and precise probabilities, and is space efficient because it uses linear space. Preprocessing steps have been studied to speed up VI in practice. For examples, see [24,27,40]. The desired properties of preprocessing are the following: (a) discrete and graph-theoretical so it does not depend on numerical input; and (b) linear space, to retain the space efficiency of VI. A basic open question is the following.

*Break Exponential Barrier for VI.* Design a polynomial-time preprocessing such that the number of Bellman updates required to approximate the value in a given MC or MDP is subexponential in number of states.

### 3 Guessing Value Iteration for MCs

In this section, our main theoretical contribution achieved by our VI-based approach Guessing VI is the following.

**Theorem 1.** *Given an MC  $M = (S, E, \delta)$ , an objective, and an approximation error  $\varepsilon$ , we present a preprocessing that runs in linear space and at most  $\mathcal{O}((|S| + |E|) \log |S|)$  steps, so that we require at most  $(|S| \log(w_{\max}/\varepsilon) / \delta_{\min})^{\mathcal{O}(\sqrt{|S|})}$  number of Bellman updates to compute an  $\varepsilon$ -approximation of the value.*

*Outline.* First, we introduce Interval VI, the concept of levels in MCs, and recall the speed of convergence of Interval VI for MCs. Second, we present guessing for MCs for weighted reachability objectives, we recall a result for value computation in simple stochastic games, and present a new result for the approximation of the value. Third, we present our preprocessing using guessing and the concept of levels in MCs, and prove that it uses linear space and terminates in almost linear time. Fourth, we present how to use Bellman updates after our preprocessing. Finally, we present our new VI-based approach called Guessing VI for MCs.

#### 3.1 Levels and Interval VI

We define levels for MCs and Interval VI and show their relationship.

**Definition 1 (Levels).** *Consider an MC  $M$  and a target set  $T$ . We call levels the partitioning of states into  $(\ell_0, \ell_1, \ell_2, \dots, \ell_k)$ , where: (a)  $\ell_0$  contains  $T$  and all states that cannot reach  $T$ ; and (b), for all  $i \geq 1$ , the length of the shortest path in the labeled graph  $G_M$  from each state in  $\ell_i$  to  $\ell_0$  is  $i$ .*

*Remark 1.* Given an MC  $M$  and a transient state  $s$  in level  $\ell_i$ , the probability of reaching a target in  $i$  steps starting from  $s$  is at least  $\delta_{\min}^i$ . Also, for every state  $s \in \ell_i$  where  $i > 0$ , there is at least one edge to a state in  $\ell_{i-1}$  and no edge to a state in  $\ell_j$  for  $j < i - 1$ .

*Interval VI (IVI).* Interval VI [24] is a VI-based approach that uses lower and upper bounds of the value vector. IVI starts the iterative updates from the initial vectors  $\underline{v}_0$  and  $\overline{v}_0$  provided by Definition 2 and the speed of convergence of IVI is given in Lemma 1.

**Definition 2 (Initial vectors for value iteration).** Consider an MC with  $k$  levels, target  $T$ , and either the weighted reachability or SSP objectives. Denote  $d(s, T)$  the length of the shortest path in the labeled graph  $G_M$  from  $s$  to  $T$ . Then, the initial vectors for value iteration consists of an overapproximation  $\overline{v}_0$  and underapproximation  $\underline{v}_0$  of the value vector. For  $s \in T$ , define  $\underline{v}_0(s) := \overline{v}_0(s) := w(s)$  and, for  $s \in S \setminus T$ ,

$$\underline{v}_0(s) := \begin{cases} 0 & \text{Reachability} \\ w_{\min} & \text{SSP} \end{cases}$$

$$\overline{v}_0(s) := \begin{cases} w_{\max} & \text{Reachability} \\ w_{\max}(k+1)/\delta_{\min}^k & \text{SSP} \end{cases}$$

By Remark 1, the value vector is between the lower and upper bound for both objectives.

**Lemma 1.** Consider an MC  $M$  with  $k$  levels and  $\delta_{\min}$  the smallest transition probability. For all  $t \geq 1$ , after  $k \cdot t$  iterations of IVI, each state in level  $i$  has an interval of size at most  $(1 - \delta_{\min}^i) (1 - \delta_{\min}^k)^{t-1} \cdot C$ , where  $C = w_{\max}$  for reachability and  $C = w_{\max}(k+1)/\delta_{\min}^k$  for SSP.

*Proof (Sketch).* The proof is a nested induction: first on the number of iterations  $t$ , then on the level  $i$ . A level is related to the previous level by the Bellman update since every state has at least one edge going to a state in a previous level. The difference between weighted reachability and SSP objectives is due to the different initial vectors.  $\square$

### 3.2 Guessing in Markov Chains

In this section, we verify a guess on the value of a state as a lower or upper bound through a single Bellman update. Guesses on the value of a state induce a reduced MC as follows.

**Definition 3 (Reduced Markov Chain).** Consider an MC  $M$ , a target set  $T$ , a state  $s \in S \setminus T$ , and a quantity  $\gamma$ . The reduced MC, denoted by  $M[s = \gamma]$ , is the MC  $M$  with target set  $T \cup \{s\}$  where the weight of  $s$  is  $\gamma$ .



*Remark 2 (Uniqueness of fixpoints in reduced MCs).* Consider an MC  $M$  where Bellman updates have a unique fixpoint. Then, for all states  $s$  and guesses  $\gamma > 0$ , the reduced MC  $M[s = \gamma]$  also has a unique fixpoint.

The verification of guesses has been established in [15, Lemma 3.1] in the more general context of stochastic games and now restated for MCs.

**Lemma 2 ([15, Lemma 3.1]).** *Consider an MC  $M$ , a state  $s \in S$ , and a guess  $\gamma$ . For  $f = \text{val}_{M[s=\gamma]}$ , let  $\gamma' := \text{BELLMANUPDATE}(M, f, s)$ . Then  $\gamma' > \gamma$  if and only if  $\text{val}_M(s) > \gamma$ .*

By monotonicity of  $\text{BELLMANUPDATE}$ , we get the following useful result which has a symmetric statement for upper bounds.

**Corollary 1.** *Consider an MC  $M$ , a state  $s \in S$ , and a guess  $\gamma$ . For a lower bound  $f \leq \text{val}_{M[s=\gamma]}$ , let  $\gamma' := \text{BELLMANUPDATE}(M, f, s)$ . If  $\gamma' > \gamma$ , then  $\text{val}_M(s) > \gamma$ .*

As opposed to which focuses on the exact value computation, we focus on the approximation problem.

Exact verification of stochastic systems via guessing values has been established before [15], but those results are insufficient to solve the approximation problem. Indeed, if a guess is very close to the real value, then applying exact verification requires solving the problem at an extremely high precision leading to major time-outs in practice. Therefore, we require the following approximate verification result.

**Lemma 3.** *Consider an MC  $M$ , a state  $s \in S$ , and a guess  $\gamma$ . For a lower bound  $f \leq \text{val}_{M[s=\gamma]}$ , let  $\gamma' := \text{BELLMANUPDATE}(M, f, s)$ . For all  $\varepsilon > 0$ , if  $\gamma' + \delta_{\min}^{|S|}\varepsilon > \gamma$ , then  $\text{val}_M(s) > \gamma - \varepsilon$ .*

*Proof (Sketch).* Fix  $\varepsilon > 0$ , the MC  $M' := M[s = \gamma - \varepsilon]$  and the function  $f': S \rightarrow \mathbb{R}^+$  defined as

$$f'(s') = \begin{cases} \gamma - \varepsilon & s' = s \\ f(s') - \varepsilon \mathbb{P}_{s'}(\exists t \ s_t = s) & s' \neq s \end{cases}$$

We show that  $f' \leq \text{val}_{M'}$ . Then, we argue that  $\text{BELLMANUPDATE}(M, f', s) > \gamma - \varepsilon$ . Therefore, applying Corollary 1 to  $M$ ,  $f'$  and  $\gamma - \varepsilon$ , we conclude that  $\text{val}_M(s) > \gamma - \delta_{\min}^{|S|}\varepsilon$ .  $\square$

### 3.3 Guessing to Decrease Levels

By Lemma 1, MCs with few levels can be efficiently solved by IVI. We show that, if there are many levels, then the number of levels can be decreased by a factor of  $2/3$  by guessing only a few states.

**Lemma 4.** *Let  $M$  be an MC with  $k$  levels. There is a level  $i \in [k/3, 2k/3]$  such that the number of states in level  $i$  is at most  $\frac{3|S|}{k}$ , i.e.,  $|\ell_i| \leq \frac{3|S|}{k}$ .*

**Algorithm 1** Decide what states to guess**Input:** Markov Chain  $M$ **Output:** Set  $I \subseteq S$  of states to be guessed

---

```

1: procedure MARKTOGUESS( $M$ )
2:    $k \leftarrow$  number of levels of  $M$                                  $\triangleright$  BFS from the target set
3:   if  $k \leq \sqrt{|S|}$  then                                           $\triangleright$  MC has few levels
4:     return  $\emptyset$                                                $\triangleright$  No state should be guessed
5:   end if
6:    $I \leftarrow$  level between  $k/3$  and  $2k/3$  with the smallest number of states
7:    $M' \leftarrow$  GUESS( $M, I$ )                                        $\triangleright$  Mark states in  $I$  as guessed
8:   return MARKTOGUESS( $M'$ )  $\cup I$                                  $\triangleright$  Recursive call
9: end procedure

```

---

*Proof.* By contradiction, assume that, for every level  $j \in [k/3, 2k/3]$ , we have  $|\ell_j| > \frac{3|S|}{k}$ . Then, summing all levels,  $\sum_j |\ell_j| > |S|$ , which is a contradiction.  $\square$

Lemma 4 immediately indicates a procedure to select states to be guessed while decreasing the number of levels of the resulting MC. This procedure is formalized in Algorithm 1. To simplify the notation, we denote GUESS( $M, I$ ) an MC  $M$  where the set of states  $I$  were transformed into target states.

**Lemma 5 (Correctness of MARKTOGUESS).** *Let  $M$  be an MC, Algorithm 1 finds  $I$ , such that  $|I| \leq 9\sqrt{|S|}$  and the MC GUESS( $M, I$ ) has at most  $\sqrt{|S|}$  levels.*

*Proof.* From Lemma 4, we know that, on line 6, the level has at most  $\frac{3|S|}{k}$  states. Moreover, the MC  $M'$ , defined in line 7, has at most  $\frac{2}{3}k$  levels. Therefore, Algorithm 1 outputs a set  $I$  such that  $|I| \leq \sum_{i \geq 0} 3 \left(\frac{2}{3}\right)^i \sqrt{|S|} = 9\sqrt{|S|}$ .  $\square$

**Lemma 6 (Preprocessing complexity).** *Consider an MC  $M$ . Algorithm 1 runs in  $\mathcal{O}((|S| + |E|) \log |S|)$  steps using linear space.*

*Proof.* In terms of space, Algorithm 1 only needs to perform a BFS from the target set. Therefore, it uses linear space. In terms of time, denote  $f(\ell)$  the number of steps required to process an MC with  $\ell$  levels. Then,  $f$  satisfies the following recursion. Consider an MC with  $\ell$  levels. The number of steps performed by Algorithm 1 includes performing a BFS, constructing the new MC  $M'$ , and solving an instance with at most  $2|S|/3$  levels. Therefore, for  $\ell > \sqrt{|S|}$ ,

$$f(\ell) \leq f\left(\frac{2}{3}\ell\right) + (|S| + |E|) + (|S| + |E|).$$

Therefore, because  $\ell \leq |S|$ , we have that  $f(\ell) \in \mathcal{O}((|S| + |E|) \log(|S|))$ . In other words, it is almost-linear time.  $\square$

---

**Algorithm 2** Approximate Value of preprocessed MC
 

---

**Input:** Markov Chain  $M$ , approximation error  $\varepsilon$ , set of marked states  $I$   
**Output:**  $l, u$  with  $\max(l - u) < \varepsilon$ , the bounds for states' values

```

1: procedure SOLVETHGUESSINGSET( $M, \varepsilon, I$ )
2:   if  $I = \emptyset$  then                                     ▷ No states to be guessed
3:     return IVI( $M, \varepsilon$ )                                   ▷ Solve by IVI
4:   end if
5:    $s \in I$                                                  ▷ Choose a state
6:    $I' \leftarrow I \setminus s$                                ▷ Update states to be guessed
7:    $l_s, u_s \leftarrow (v_0(s), \bar{v}_0(s))$                  ▷ Initialize bounds
8:   while  $u_s - l_s > \frac{\varepsilon}{2}$  do                         ▷ Bounds are far apart
9:      $\gamma \leftarrow \frac{l_s + u_s}{2}$                        ▷ Guess the average
10:     $(l, u) \leftarrow \text{SOLVETHGUESSINGSET}(M[s = \gamma], \varepsilon \cdot \frac{1}{4} \delta_{\min}^{|S|}, I')$  ▷ Smaller error
11:    if  $\gamma < \text{BELLMANUPDATE}(l, s)$  then                 ▷ Guess is small
12:       $l_s = \gamma$                                          ▷ Update lower bound
13:    else if  $\gamma > \text{BELLMANUPDATE}(u, s)$  then             ▷ Guess is large
14:       $u_s = \gamma$                                          ▷ Update upper bound
15:    else                                                 ▷ Guess was approximately correct
16:       $(l_s, u_s) \leftarrow (\gamma - \frac{1}{4}\varepsilon, \gamma + \frac{1}{4}\varepsilon)$  ▷ Update both bounds
17:    end if
18:  end while
19:   $(l, u') \leftarrow \text{SOLVETHGUESSINGSET}(M[s = l_s], \frac{\varepsilon}{4}, I')$  ▷ Use lower bound
20:   $(l', u) \leftarrow \text{SOLVETHGUESSINGSET}(M[s = u_s], \frac{\varepsilon}{4}, I')$  ▷ Use upper bound
21:  return  $(l, u)$ 
22: end procedure
    
```

---

*Symbolic Computation.* Algorithm 1 is a discrete, graph-theoretical, and linear-space algorithm, i.e., a preprocessing. Moreover, it only involves a BFS and manipulating the cardinality of sets. Since all operations can be done symbolically, Algorithm 1 can be symbolically implemented. Indeed, BFS level sets can be obtained by iterative applying the *Post* operator that given a set  $X$  of states computes the set  $Y = \{s' : \exists s \in X, s' \in E(s)\}$  [10] and a symbolic computation of the cardinality of sets is presented in [13, Section 3].

### 3.4 Bellman Updates on Guessed MCs

In this section, we explain how we use Bellman updates to approximate the value. The preprocessing described by Algorithm 1 marks some states to be guessed. Note that the guesses must be done recursively and Bellman updates are used to verify these guesses. This idea is formalized in Algorithm 2.

**Lemma 7 (Correctness of Algorithm 2).** *Given an MC  $M$ , an approximation error  $\varepsilon$ , and a set of states  $I \subseteq S$ , the procedure given by Algorithm 2, in other words,  $(l, u) = \text{SOLVETHGUESSINGSET}(M, \varepsilon, I)$ , satisfies that  $l \leq \text{val}_M \leq u$  and  $\|u - l\|_\infty \leq \varepsilon$ .*

**Algorithm 3** Approximate Value**Input:** Markov Chain  $M$ , approximation error  $\varepsilon$ **Output:** Lower and upper bounds for states' values  $l$  and  $u$  such that  $\|l - u\|_\infty < \varepsilon$ 


---

```

1: procedure SOLVE( $M, \varepsilon$ )
2:    $I \leftarrow \text{MARKTOGUESS}(M)$ 
3:   return SOLVETHROUGHGUESSINGSET( $M, \varepsilon, I$ )
4: end procedure

```

---

*Proof (Sketch).* It is enough to show that  $l_s \leq \text{val}_M(s) \leq u_s$  is an invariant of Algorithm 2 and that Algorithm 2 terminates. To do so, we use Lemma 2 and Lemma 3 to reason about the different cases in each iteration of Algorithm 2.

□

**3.5 Algorithm for MCs**

The final algorithm is a simple concatenation of the preprocessing in Algorithm 1 and the use of Bellman updates given by Algorithm 2. It takes an MC as an input and runs MARKTOGUESS to determine states to be guessed. With all states guessed, we know the resulting MC has at most  $\sqrt{|S|}$  levels, and we run IVI supplemented by guessing. We formalize this procedure in Algorithm 3.

**Lemma 8 (Complexity of Algorithm 3).** *Consider an MC  $M$  and an approximation error  $\varepsilon$ . Let  $I$  be the set given by Algorithm 1. The number of calls of BELLMANUPDATE during the execution of Algorithm 2 is at most  $(|S| \log(w_{\max}/\varepsilon)/\delta_{\min})^{\mathcal{O}(\sqrt{|S|})}$ .*

*Proof (Sketch).* The proof is by induction on the number of states to be guessed,  $|I|$ . The base case is given by Lemma 1, while the inductive step requires using Lemma 5.

□

Note that Lemma 6 and Lemma 8 prove Theorem 1.

**4 Guessing Value Iteration for MDPs**

In this section, we discuss the extension of Theorem 1 from MCs to MDPs. Following the ideas for MCs, we partition the states into levels and show that the running time of VI is parametrized by the number of levels. The following procedure to obtain a level partition has been proposed in [24, Proposition 1]. First, the MDP is reduced by collapsing MECs. Second, the target states belong to level zero. Iteratively, if a probabilistic state  $s$  has a transition to a state  $s'$  with a designated level, then  $s$  belongs to one level higher than  $s'$ . Decision states belong to the highest level it has a transition to. This level partition leads to a speed of convergence of VI formalized in [24, Theorem 2] which requires exponentially many Bellman updates even after subexponentially many states

have been guessed. We show that this definition generates more levels than necessary by presenting an alternative level partition and proving a tighter speed of convergence of VI in MDPs.

**Definition 4 (Levels for MDP).** *For MDP  $P$  and an optimal strategy  $\sigma$ , the levels of  $P$  given  $\sigma$  are the levels of the MC  $P_\sigma$ .*

This definition of levels depends on an optimal strategy for the MDP. Therefore, it corresponds to an “a posteriori” bound because it can be computed with information from an optimal strategy (which is equivalent to computing the value vector). In terms of complexity, both the levels defined in [24] and the levels defined are computed in polynomial time because computing optimal strategies requires only polynomial time.

Our improved speed of convergence for VI relies on the following property.

*Property 1.* Bellman updates select an optimal neighbor on decision states. Therefore, for an MDP  $P$  and an optimal strategy  $\sigma$ , starting from the same lower bounds, the sequence given by VI on  $P$  is always lower bounded by the respective sequence on  $P_\sigma$ .

We now present the speed of convergence of IVI in the MDP parametrized by levels given by an optimal strategy. This result should be compared with Lemma 1 stated for MCs.

**Lemma 9.** *Consider an MDP  $P$  with  $k$  levels given by an optimal strategy and smallest transition probability  $\delta_{\min}$ . For all  $t \geq 1$ , after  $k \cdot t$  iterations of IVI, for each state  $s$  in level  $i$ , the difference  $v(s) - \underline{v}_{k \cdot t}(s)$  is at most  $(1 - \delta_{\min}^i)(1 - \delta_{\min}^k)^{t-1} \cdot C$ , where  $C = w_{\max}$  for reachability and  $C = w_{\max}(k + 1)/\delta_{\min}^k$  for SSP.*

*Proof.* Let  $\sigma$  an optimal strategy for  $P$ . In particular, we have that  $\text{val } P = \text{val } P_\sigma$ . Consider  $(\underline{v}_i)_{i \geq 1}$  the sequence of lower bounds given by VI on  $P_\sigma$ . By Lemma 1, for all  $t \geq 1$ , we have that  $\|\underline{v}_{k \cdot t} - \text{val } P\|_\infty \leq (1 - \delta_{\min}^i)(1 - \delta_{\min}^k)^{t-1} \cdot C$ . By Property 1, we conclude the same inequality for the sequence of lower bounds given by VI on  $P$ .  $\square$

*Remark 3 (Consequence: subexponential preprocessing and Bellman updates for MDPs).* Lemma 9 implies a procedure to approximate the value that requires subexponential preprocessing time and subexponentially many Bellman updates. Indeed, consider an optimal strategy for the MDP. Then, guess a subset of states of size  $\sqrt{|S|}$  such that the MC induced by the optimal strategy has at most  $\sqrt{|S|}$  levels. By Lemma 9, after subexponentially many Bellman updates we can verify guesses. This approach requires either computing an optimal strategy or guessing nondeterministically between all subsets of size  $\sqrt{|S|}$ . In particular, this approach is a nondeterministic sub-exponential preprocessing that requires sub-exponentially many Bellman updates to approximate the value vector.

While our result for MDPs achieves subexponential preprocessing, improving the preprocessing to polynomial time maintaining subexponentially many Bellman updates remains an open question. See Appendix A for a discussion.

## 5 Practical Guessing VI Algorithm for MDPs

Algorithm 2 is readily extended to MDPs. Therefore, we extend Algorithm 3 from MCs to MDPs by replacing the procedure to obtain a set of states to be guessed in Algorithm 1. In this section, we explain the major differences between the theoretical procedure of Algorithm 3 applied to MDPs and our practical implementation.

*Early Verification of a Guess.* Consider Algorithm 2. When attempting to verify a guess  $\gamma$ , line 10, it recursively solves an MC with increasing precision. With the recursive solution, it attempts to verify the guess  $\gamma$  in line 11. Note that this involves more work than necessary because, if the Bellman update of state  $s$  of lower (upper) bound is above (below) the guess  $\gamma$ , then we can verify the guess as a lower (upper) bound by Lemma 2. Appendix B presents Algorithm 4 which formalizes this idea and also incorporates an upper limit for the number of Bellman updates used for verification.

*Reusing Bounds.* Consider Algorithm 2. When initializing bounds to verify a guess  $\gamma$  in Line 7, the most conservative bounds are used. These bounds can be tightened because, after verifying the guess  $\gamma$  at state  $s$  as a lower bound, the current vector consists of lower bounds on all states. Indeed, the values with guess  $\gamma$  are smaller than the real value. Similarly, the upper bounds can be reused if the guess is an upper bound.

*Picking the Guessed States.* Algorithm 1 prescribes to guess  $\mathcal{O}(\sqrt{|S|})$  states in MCs, as stated in Lemma 5, but guessing fewer states turns out to be faster in practice. Appendix B presents Algorithm 5 which formalizes a practical heuristic to choose states to guess. The idea is to guess a state that, after verification, decreases the current intervals the most. Therefore, Algorithm 5 starts by weighting each state by the width of its own currently assigned interval. Another important factor when guessing a state is how fast it will be verified. In practice, we observed that this is dictated by the influence on its neighbors: the more connected a state is, the faster it will be verified. Therefore, Algorithm 5 runs a fixed number of steps of a random walk on the labeled graph of the MDP, while accumulating weights given by neighbors. After this random walk, the state with the highest weight is chosen.

*Benefiting from VI.* Value iteration is a fast algorithm in practice. Moreover, it is easy to incorporate VI into our algorithm. Indeed, after verifying the first guessed value as a lower (upper) bound, we obtain lower (upper) bounds for all other states. Then, to improve the upper (lower) bounds, which have not been updated by the “guess and verify” procedure, we can apply Bellman updates. Our practical approach applies as many Bellman updates as they were used while verifying the guess.

Appendix B presents Algorithm 6 which formalizes a practical implementation incorporating all these ideas. It is a recursive procedure that takes an MDP

$P$  and lower and upper bounds. It starts by picking carefully a state  $s$  to guess and then attempts to verify the guess  $\gamma$  through IVI with at most some number of updates. If the verification of the guess is not successful, then it makes a recursive call asking for the solution of the reduced MDP where  $s$  is forced to have value  $\gamma$  and updates the bounds on the state  $s$  with the result.

**Lemma 10 (Correctness of Algorithm 6).** *Given an MDP  $P$ , the lower bound  $l = \underline{v}_0$ , the upper bound  $u = \overline{v}_0$ , an approximation error  $\varepsilon$ , and parameters  $K_1, K_2 \geq 1$ , Algorithm 6, i.e.,  $(l, u) = \text{PICKVERIFY}(P, l, u, \varepsilon, K_1, K_2)$ , terminates and satisfies that  $l \leq \text{val}_M \leq u$  and  $\|u - l\|_\infty \leq \varepsilon$ .*

*Proof (Sketch).* Termination is proven by induction on the cardinality of  $S \setminus T$  showing that the bounds tighten in each step. Correctness is proven by showing that  $l \leq \text{val} \leq u$  is an invariant.  $\square$

## 6 Experiments

In this section, we provide a performance comparison of VI-based approaches.

*Algorithms.* We consider the value approximation of SSP and Reachability MDPs through the use of Bellman updates. Therefore, we compare the following VI-based approaches.

- **Interval VI (IVI).** Introduced in [24] and extended in [3], IVI consists of running simultaneously two VI: one giving an upper bound and the other giving a lower bound, obtaining an anytime algorithm. The required pre-processings are as follow. For reachability objectives, MECs are collapsed. For SSP objectives, qualitative reachability is solved to obtain a contracting MDP.
- **Optimistic VI (OVI).** Introduced in [27], OVI introduces a candidate vector to speed up VI. Candidate vectors may be validated as lower or upper bounds. If validation fails, then candidates are forgotten.
- **Sound VI (SVI).** Introduced in [40], SVI does not require the a priori computation of starting vectors. It uses lower bounds and VI, while upper bounds are deduced from lower bounds.
- **Guessing VI (GVI).** Introduced in this work, see Algorithm 6 for details. GVI introduces guesses to speed up IVI.

All these alternatives have been implemented in the well-known probabilistic model checker STORM [30], including our approach GVI. The required pre-processings for IVI, OVI, and SVI are as follow. For reachability objectives, MECs are collapsed, which changes the structure of the MDP and thus is more memory-intensive in model checkers such as STORM. For SSP objectives, qualitative reachability is solved to obtain a contracting MDP, which only computes the states from which the target is never reached and there is no need to change the structure of the MDP.

Another alternative approach, which we will call Globally Bounded Value Iteration (GBVI), developed for reachability objectives in Stochastic Games (an extension of MDPs to two opponent controllers) avoids collapsing MECs as a preprocessing [36]. Instead, applied to MDPs, GBVI constructs a weighted graph and solves the widest path problem [37] on it. There are subquadratic algorithms to solve the widest path problem, for example, using Fibonacci heaps [22]. GBVI has been implemented in the probabilistic model checker PRISM [34].

*Benchmarks.* The Quantitative Verification Benchmark Set (QVBS) [28] is an open, freely available, extensive, and collaborative collection of quantitative models to facilitate the development, comparison, and benchmarking of new verification algorithms and tools. It serves as a benchmark set for the benefit of algorithm and tool developers as well as the foundation of the Quantitative Verification Competition (QComp). QComp is the friendly competition among verification and analysis tools for quantitative formal models.

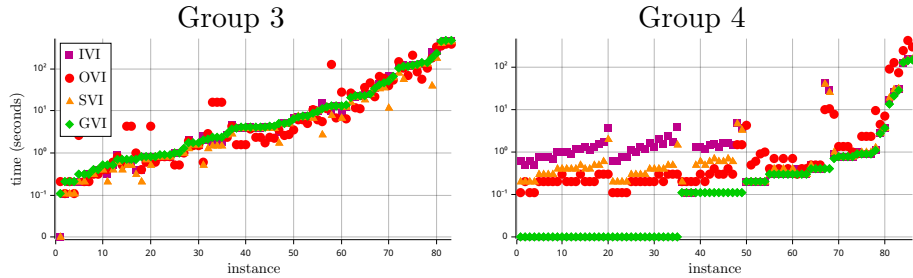
As opposed to QComp which uses only a curated subset of the benchmark set, we use all instances in QVBS. Each instance consists of a model, parameters, and a property. All properties can be stated as either a reachability or SSP objective. See Appendix E for details on the benchmark instances used in our experiments.

*Results.* We consider all 636 instances contained in the Quantitative Verification Benchmark Set (QVBS) [28]. There are 162 instances where some of the algorithms considered timed out (at 600 seconds) or failed. From these 162 instances, there are 153 in which all algorithms failed or timed out. In the remaining 11 instances, each algorithm returns an answer as follows: IVI in 3 instances; OVI in 6 instances; SVI in 7 instances; GVI in 3 instances. Omitting these 162 instances leaves a total of 474 instances that we analyze. We grouped the instances as follows.

- Group 1: instances where all algorithms are fast, i.e., they take at most 0.1 seconds (170 instances).
- Group 2: from the rest, those where the fastest and slowest algorithms are only at most 1.10 times of each other (135 instances).
- Group 3: from the rest, there is a winner among the previous VI-based approaches over our approach (83 instances).
- Group 4: all other instances not considered before (86 instances).

In Group 1, the overall performance of all algorithms are similar (see Table 1 in Appendix E). In Group 2, the overall performance of the top three algorithms (OVI, SVI, and GVI) are similar where the best and worst differ by at most 1.010 times of each other, whereas IVI is only 1.004 times slower (see Table 2 in Appendix E). In Group 3, the average speedups on the overall performance are as follows compared to GVI: IVI is 0.98 times faster, OVI is 1.03 times faster, and SVI is 1.16 times faster (see Table 3 in Appendix E). In Group 4, the average speedup on the overall performance of GVI is 1.33 times faster than IVI, 2.71 times faster than OVI, and 1.28 times faster than SVI (see Table 4 in Appendix E).





**Fig. 1.** Time in seconds of all algorithms over instances in Groups 3 and 4 in increasing order according to GVI and displayed in logarithmic scale.

Group 4 is favorable for our algorithm and contains several models including: Randomized consensus protocol [1]; Coupon Collectors [32]; Crowds Protocol [41]; IEEE 802.3 CSMA/CD Protocol [33]; Dynamic Power Management [39]; EchoRing [16]; Probabilistic Contract Signing Protocol [18]; Embedded control system [35]; Exploding Blocksworld [44]; IEEE 1394 FireWire Root Contention Protocol [43]; Fault-tolerant workstation cluster [29]; Haddad-Monmege purgatory variant [24]; Cyclic Server Polling System [31].

Figure 1 shows the time (total execution time in the machine, not just CPU time) measured in seconds for every algorithm for each instance in the last two groups. Instances are ordered by the time achieved by our algorithm. Note that the  $y$ -axes are on a logarithmic scale. See Appendix E for detailed tables containing the times of all groups. See Appendix F for a comparison between the distribution of instances in groups 3 and 4 with respect to other algorithms and comparisons of both average and median times.

## 7 Conclusion and Future Works

In this work, we presented a new approach for VI applied to MCs and MDPs. For MCs, we proved an almost-linear preprocessing and sub-exponential Bellman updates. For MDPs, we showed an improved speed of convergence of VI. It remains an open question whether for MDPs, after polynomial-time preprocessing, VI can be achieved with a sub-exponential number of Bellman updates. Finding such an algorithm is an interesting direction for future work. Our experimental results showed good performance for both MCs and MDPs. Extending our approach to other models, such as stochastic games, is also a promising path for further research.

**Acknowledgments.** This research was partially supported by the ERC CoG 863818 (ForM-SMART) grant and Austrian Science Fund (FWF) 10.55776/COE12 grant.

**Disclosure of Interests.** The authors have no competing interests to declare that are relevant to the content of this article.

## References

1. Aspnes, J., Herlihy, M.: Fast Randomized Consensus Using Shared Memory. *Journal of Algorithms* **11**(3), 441–461 (1990). [https://doi.org/10.1016/0196-6774\(90\)90021-6](https://doi.org/10.1016/0196-6774(90)90021-6)
2. Baier, C., Katoen, J.P.: *Principles of Model Checking*. MIT Press, Cambridge, MA, USA (Apr 2008)
3. Baier, C., Klein, J., Leuschner, L., Parker, D., Wunderlich, S.: Ensuring the Reliability of Your Model Checker: Interval Iteration for Markov Decision Processes. In: *Computer Aided Verification*, vol. 10426, pp. 160–180 (2017). [https://doi.org/10.1007/978-3-319-63387-9\\_8](https://doi.org/10.1007/978-3-319-63387-9_8)
4. Balaji, N., Kiefer, S., Novotný, P., Pérez, G.A., Shirmohammadi, M.: On the Complexity of Value Iteration. *ICALP* **132**, 102:1–102:15 (2019). <https://doi.org/10.4230/LIPICS.ICALP.2019.102>
5. Balbo, G., De Pierro, M., Franceschinis, G.: Tagged Generalized Stochastic Petri Nets. In: *Computer Performance Engineering*, vol. 5652, pp. 1–15 (2009). [https://doi.org/10.1007/978-3-642-02924-0\\_1](https://doi.org/10.1007/978-3-642-02924-0_1)
6. Bellman, R.: A Markovian Decision Process. *Journal of Mathematics and Mechanics* **6**(5), 679–684 (1957)
7. Boyd, S.P., Vandenberghe, L.: *Convex Optimization*. Cambridge University Press (2004)
8. Brázdil, T., Brožek, V., Chatterjee, K., Forejt, V., Kučera, A.: Two Views on Multiple Mean-Payoff Objectives in Markov Decision Processes. In: *IEEE 26th Annual Symposium on Logic in Computer Science*. pp. 33–42 (2011). <https://doi.org/10.1109/LICS.2011.10>
9. Brázdil, T., Chatterjee, K., Chmelík, M., Forejt, V., Křetínský, J., Kwiatkowska, M., Parker, D., Ujma, M.: Verification of Markov Decision Processes Using Learning Algorithms. In: *Automated Technology for Verification and Analysis*, vol. 8837, pp. 98–114 (2014). [https://doi.org/10.1007/978-3-319-11936-6\\_8](https://doi.org/10.1007/978-3-319-11936-6_8)
10. Chatterjee, K., Dvořák, W., Henzinger, M., Loitzenbauer, V.: Lower Bounds for Symbolic Computation on Graphs: Strongly Connected Components, Liveness, Safety, and Diameter. In: *Proceedings of the Annual ACM-SIAM Symposium on Discrete Algorithms (SODA)*, pp. 2341–2356 (2018). <https://doi.org/10.1137/1.9781611975031.151>
11. Chatterjee, K., Henzinger, M.: Faster and Dynamic Algorithms For Maximal End-Component Decomposition And Related Graph Problems In Probabilistic Verification. In: *Proceedings of the Annual ACM-SIAM Symposium on Discrete Algorithms (SODA)*. pp. 1318–1336 (2011). <https://doi.org/10.1137/1.9781611973082.101>
12. Chatterjee, K., Henzinger, M.: Efficient and Dynamic Algorithms for Alternating Büchi Games and Maximal End-Component Decomposition. *Journal of the ACM* **61**(3), 1–40 (2014). <https://doi.org/10.1145/2597631>
13. Chatterjee, K., Henzinger, M., Joglekar, M., Shah, N.: Symbolic Algorithms for Qualitative Analysis of Markov Decision Processes with Büchi Objectives. *Formal Methods in System Design* **42**(3), 301–327 (2013). <https://doi.org/10.1007/s10703-012-0180-2>
14. Chatterjee, K., Henzinger, T.A.: Value Iteration. In: *25 Years of Model Checking*, vol. 5000, pp. 107–138 (2008). [https://doi.org/10.1007/978-3-540-69850-0\\_7](https://doi.org/10.1007/978-3-540-69850-0_7)
15. Chatterjee, K., Meggendorfer, T., Saona, R., Svoboda, J.: Faster Algorithm for Turn-based Stochastic Games with Bounded Treewidth. In: *Proceedings of the*

- Annual ACM-SIAM Symposium on Discrete Algorithms (SODA). pp. 4590–4605 (2023). <https://doi.org/10.1137/1.9781611977554.ch173>
16. Dombrowski, C., Junges, S., Katoen, J.P., Gross, J.: Model-Checking Assisted Protocol Design for Ultra-reliable Low-Latency Wireless Networks. In: IEEE 35th Symposium on Reliable Distributed Systems (SRDS). pp. 307–316 (2016). <https://doi.org/10.1109/SRDS.2016.048>
  17. Even, S., Even, G.: Graph algorithms. Cambridge University Press, 2nd ed edn. (2012)
  18. Even, S., Goldreich, O., Lempel, A.: A Randomized Protocol for Signing Contracts. *Communications of the ACM* **28**(6), 637–647 (Jun 1985). <https://doi.org/10.1145/3812.3818>
  19. Everett, H.: Recursive Games. In: *Contributions to the Theory of Games III*. vol. 39, pp. 47–78 (1957). <https://doi.org/10.1515/9781400882151-004>
  20. Filar, J., Vrieze, K.: *Competitive Markov Decision Processes* (1997). <https://doi.org/10.1007/978-1-4612-4054-9>
  21. Forejt, V., Kwiatkowska, M., Norman, G., Parker, D.: Automated Verification Techniques for Probabilistic Systems. In: *Formal Methods for Eternal Networked Software Systems*, vol. 6659, pp. 53–113 (2011). [https://doi.org/10.1007/978-3-642-21455-4\\_3](https://doi.org/10.1007/978-3-642-21455-4_3)
  22. Fredman, M., Tarjan, R.: Fibonacci Heaps and their Uses in Improved Network Optimization Algorithms. In: *25th Annual Symposium on Foundations of Computer Science*. pp. 338–346 (1984). <https://doi.org/10.1109/SFCS.1984.715934>
  23. Grover, K., Kretínský, J., Meggendorfer, T., Weininger, M.: Anytime Guarantees for Reachability in Uncountable Markov Decision Processes. In: *International Conference on Concurrency Theory (CONCUR)*. vol. 243, pp. 11:1–11:20 (2022). <https://doi.org/10.4230/LIPIcs.CONCUR.2022.11>
  24. Haddad, S., Monmege, B.: Interval Iteration Algorithm for MDPs and IMDPs. *Theoretical Computer Science* **735**, 111–131 (2018). <https://doi.org/10.1016/j.tcs.2016.12.003>
  25. Hartmanns, A.: Correct Probabilistic Model Checking with Floating-Point Arithmetic. In: *Tools and Algorithms for the Construction and Analysis of Systems*, vol. 13244, pp. 41–59 (2022). [https://doi.org/10.1007/978-3-030-99527-0\\_3](https://doi.org/10.1007/978-3-030-99527-0_3)
  26. Hartmanns, A., Junges, S., Quatmann, T., Weininger, M.: A Practitioner’s Guide to MDP Model Checking Algorithms. In: *Tools and Algorithms for the Construction and Analysis of Systems*, vol. 13993, pp. 469–488 (2023). [https://doi.org/10.1007/978-3-031-30823-9\\_24](https://doi.org/10.1007/978-3-031-30823-9_24)
  27. Hartmanns, A., Kaminski, B.L.: Optimistic Value Iteration. In: *Computer Aided Verification (CAV)*, vol. 12225, pp. 488–511 (2020). [https://doi.org/10.1007/978-3-030-53291-8\\_26](https://doi.org/10.1007/978-3-030-53291-8_26)
  28. Hartmanns, A., Klauck, M., Parker, D., Quatmann, T., Ruijters, E.: The Quantitative Verification Benchmark Set. In: *Tools and Algorithms for the Construction and Analysis of Systems*, vol. 11427, pp. 344–350 (2019). [https://doi.org/10.1007/978-3-030-17462-0\\_20](https://doi.org/10.1007/978-3-030-17462-0_20)
  29. Haverkort, B., Hermanns, H., Katoen, J.P.: On the Use of Model Checking Techniques for Dependability Evaluation. In: *Proceedings of the IEEE Symposium on Reliable Distributed Systems*. pp. 228–237 (2000). <https://doi.org/10.1109/RELDI.2000.885410>
  30. Hensel, C., Junges, S., Katoen, J.P., Quatmann, T., Volk, M.: The Probabilistic Model Checker Storm. *International Journal on Software Tools for Technology Transfer* **24**(4), 589–610 (2022). <https://doi.org/10.1007/s10009-021-00633-z>

31. Ibe, O., Trivedi, K.: Stochastic Petri net models of polling systems. *IEEE Journal on Selected Areas in Communications* **8**(9), 1649–1657 (1990). <https://doi.org/10.1109/49.62852>
32. Jansen, N., Dehnert, C., Kaminski, B.L., Katoen, J.P., Westhofen, L.: Bounded Model Checking for Probabilistic Programs. In: *Automated Technology for Verification and Analysis*, vol. 9938, pp. 68–85 (2016). [https://doi.org/10.1007/978-3-319-46520-3\\_5](https://doi.org/10.1007/978-3-319-46520-3_5)
33. Kwiatkowska, M., Norman, G., Parker, D.: The PRISM Benchmark Suite. In: *International Conference on Quantitative Evaluation of Systems*. pp. 203–204 (2012). <https://doi.org/10.1109/QEST.2012.14>
34. Kwiatkowska, M., Norman, G., Parker, D.: PRISM 4.0: Verification of Probabilistic Real-Time Systems. In: *Computer Aided Verification (CAV)*, vol. 6806, pp. 585–591 (2011). [https://doi.org/10.1007/978-3-642-22110-1\\_47](https://doi.org/10.1007/978-3-642-22110-1_47)
35. Muppala, J., Ciardo, G., Trivedi, K.: Stochastic reward nets for reliability prediction. *Communications in Reliability, Maintainability and Serviceability* **1**(2), 9–20 (1994)
36. Phalakarn, K., Takisaka, T., Haas, T., Hasuo, I.: Widest Paths and Global Propagation in Bounded Value Iteration for Stochastic Games. In: *Computer Aided Verification*, vol. 12225, pp. 349–371 (2020). [https://doi.org/10.1007/978-3-030-53291-8\\_19](https://doi.org/10.1007/978-3-030-53291-8_19)
37. Pollack, M.: The Maximum Capacity Through a Network. *Operations Research* **8**(5), 733–736 (1960). <https://doi.org/10.1287/opre.8.5.733>
38. Puterman, M.L.: *Markov Decision Processes: Discrete Stochastic Dynamic Programming*. Wiley (Aug 2014)
39. Qiu, Q., Wu, Q., Pedram, M.: Stochastic Modeling of a Power-Managed System: Construction and Optimization. In: *Proceedings of the 1999 International Symposium on Low Power Electronics and Design - ISLPED '99*. pp. 194–199 (1999). <https://doi.org/10.1145/313817.313923>
40. Quatmann, T., Katoen, J.P.: Sound Value Iteration. In: *Computer Aided Verification (CAV)*, vol. 10981, pp. 643–661 (2018). [https://doi.org/10.1007/978-3-319-96145-3\\_37](https://doi.org/10.1007/978-3-319-96145-3_37)
41. Reiter, M.K., Rubin, A.D.: Crowds: Anonymity for Web Transactions. *ACM Transactions on Information and System Security* **1**(1), 66–92 (1998). <https://doi.org/10.1145/290163.290168>
42. Sidford, A., Wang, M., Wu, X., Ye, Y.: Variance Reduced Value Iteration and Faster Algorithms for Solving Markov Decision Processes. In: *Proceedings of the Annual ACM-SIAM Symposium on Discrete Algorithms (SODA)*. pp. 770–787 (2018). <https://doi.org/10.1137/1.9781611975031.50>
43. Stoelinga, M., Vaandrager, F.: Root Contention in IEEE 1394. In: *Formal Methods for Real-Time and Probabilistic Systems*, vol. 1601, pp. 53–74 (1999). [https://doi.org/10.1007/3-540-48778-6\\_4](https://doi.org/10.1007/3-540-48778-6_4)
44. Younes, H.L.S., Littman, M.L., Weissman, D., Asmuth, J.: The First Probabilistic Track of the International Planning Competition. *Journal of Artificial Intelligence Research* **24**(1), 851–887 (2005)

## A Discussion of Levels in MDPs

In this section, we discuss the open question of a polynomial time preprocessing for MDPs which requires only subexponentially many Bellman updates to approximate the value. For simplicity, we focus on weighted reachability objectives,

i.e., the classic reachability objectives and consider MDPs where MECs are collapsed. Collapsing MECs to a single state is a standard preprocessing technique in MDPs that runs in polynomial time, for details see [12].

Similar to the levels introduced for MCs, we introduce the following notion of a partition of states for MDPs.

**Proposition 1 (Partition of states).** *Consider an MDP  $P$ . Then, the following holds.*

- *There is a partition  $\{S_k : k \in \{0, 1, \dots, K\}\}$  of the set of states such that  $S_0$  contains all states with reachability value zero and one, and, for all  $k \in [K]$  and probabilistic state in  $s \in S_k \cap S_p$ , we have that the state  $s$  transitions to a state in some previous set of the partition with positive probability, i.e., there exists  $s' \in \bigcup_{k' < k} S_{k'}$  such that  $\delta(s, s') > 0$ .*
- *For all time stage  $t \in \mathbb{N}$  and state  $s \in S$ , there is a strategy  $\sigma$  such that the probability of not having reached the target after  $t$  stages is upper bounded in terms of the minimum transition probability as follows  $\mathbb{P}_s^\sigma(\exists t' \leq Kt : s_{t'} \in T) \leq (1 - \delta_{\min}^K)^t$ .*
- *For every starting states  $s \in S$  and strategy  $\sigma$ , the dynamic eventually reaches the target set, i.e.,  $\mathbb{P}_s^\sigma(\exists t \geq 0 : s_t \in T) = 1$ .*

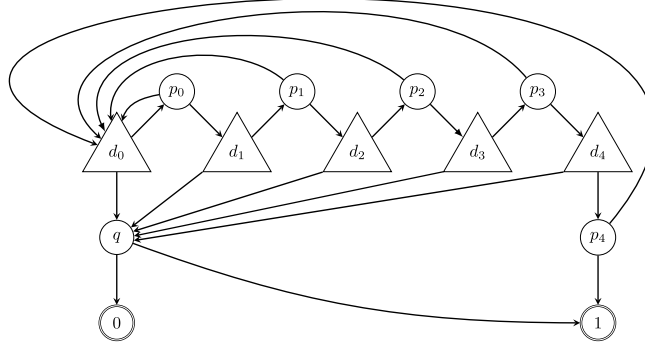
The most important difference between Proposition 1 and [24, Proposition 2] is on the second item, where [24, Proposition 2] requires that this item holds for all strategies instead of only some strategy.

The following incorrect result would imply a polynomial time preprocessing for MDPs that requires subexponentially many Bellman updates to approximate the value.

*Claim.* Consider an MDP  $P$ , and an approximation error  $\varepsilon$ . Denote  $(K + 1)$  the number of partition sets given by Proposition 1. Then, IVI converges in at most  $K \lceil \varepsilon / \log(1 - \delta_{\min}^K) \rceil$  steps.

Let us show how this claim would imply the desired preprocessing. We can show that Lemma 5 and Algorithm 1 can readily be extended to MDPs. Indeed, Algorithm 1 works only on the graph of an MC and the same can be done on the labeled graph of an MDP. Therefore, we only need to bound the number of Bellman updates required to compute an approximation of the optimal value of MDPs with a partition set of size at most  $\sqrt{n}$ . For the case of MCs, this is given by Lemma 1. For MDPs, this claim readily implies a similar statement. Therefore, if the claim were true, then Lemma 8 can easily be extended to MDPs with the corresponding version of Algorithm 3 for MDPs. Sadly, the following a simple example shows that this claim is not true.

*Example 1.* Consider a long chain of decision and probabilistic states where probabilistic states may either advance towards the target set or go back to the decision state that is furthest from the target. This corresponds to a classic example showing an MC where all states have reachability value one, but VI is extremely slow. We only change every other state to be a decision state. In



**Fig. 2.** MDP with a constant number of levels where IVI requires an ever-growing number of Bellman updates to obtain a  $1/4$ -approximation of the optimal value for the reachability objective. Triangles represent decision states, circles represent probabilistic states. The transition function assigns equal probability to all outgoing edges of a probabilistic state.

this setting, we consider two more states, a sink state and a probabilistic state that goes to the sink and to the target with equal probability. All decision states can also choose to advance to the new probabilistic state that has a reachability value one half. While taking any of these choices is suboptimal, their inclusion in the MDP decreases the number of levels to a constant. Figure 2 shows an illustration.

Following Proposition 1, this example admits a partition with four sets: the target and sink form  $S_0$ , the two probabilistic states connected to them form the set  $S_1$ , all decision states from the set  $S_2$  and the rest of the states form  $S_3$ . In other words, this is an example of a family of instances with a constant size of the partition set, parametrized by the length of the chain.

The claim implies that, for reachability objectives, the number of Bellman updates required to obtain an  $\varepsilon$ -approximation depends only on the size of the partition set, the minimal probability, and  $\varepsilon$ . On the other hand, it is well known that, in this example, the number of Bellman updates required to obtain an  $\varepsilon$ -approximation of the reachability value grows quickly with the size of the chain. Therefore, the claim does not hold.

## B Practical Algorithms for MDPs

In this section, we present the practical algorithms used for MDPs as pseudocode.

Similar to MCs, a reduced MDP is defined as follows.

**Definition 5 (Reduced MDP).** Consider an MDP  $P$ , a target set  $T$ , a state  $s \in S \setminus T$ , and a quantity  $\gamma$ . The reduced MDP, denoted by  $P[s = \gamma]$ , is the MDP  $P$  with target set  $T \cup \{s\}$  where the weight of  $s$  is  $\gamma$ .

---

**Algorithm 4** Verify a guess
 

---

**Input:** MDP  $P$ , vectors  $l$  and  $u$ , state  $s$ , guess  $\gamma$ , approximation error  $\varepsilon$  and an iteration limit  $K$

**Output:** Either  $\text{Bounds}(l', u', k)$ ,  $\text{Upper}(u', k)$ , or  $\text{Lower}(l', k)$  or  $\text{Inconclusive}(l', u')$

```

1: procedure VERIFY( $P, l, u, s, \gamma, K$ )
2:   for  $k \in [K]$  do                                      $\triangleright$  Number of Bellman updates performed
3:      $(l, u) \leftarrow (\text{BELLMAN}(P[s = \gamma], l), \text{BELLMAN}(P[s = \gamma], u))$ 
4:     if  $\|l - u\|_\infty \leq \varepsilon \delta_{\min}^{|S|} / (2(1 + \delta_{\min}^{|S|}))$  then    $\triangleright$   $l$  and  $u$  are sufficiently close
5:        $(l, u) \leftarrow (l - (\varepsilon/2)\mathbf{1}, u + (\varepsilon/2)\mathbf{1})$ 
6:       return  $\text{Bounds}(l, u, k)$                                 $\triangleright$  Approximations the value
7:     else if  $\gamma \leq l$  then
8:       return  $\text{Lower}(l, k)$                                     $\triangleright$   $\gamma$  is a lower bound and so  $l$ 
9:     else if  $u \leq \gamma$  then
10:      return  $\text{Upper}(u, k)$                                     $\triangleright$   $\gamma$  is an upper bound and so  $u$ 
11:    end if
12:  end for
13:  return  $\text{Inconclusive}(l, u)$                                 $\triangleright$  Achieved iteration limit
14: end procedure
    
```

---



---

**Algorithm 5** Pick a state to guess
 

---

**Input:** MDP  $P$ , vectors  $l$  and  $u$  and maximum number of iterations  $K$

**Output:** A state  $s$

```

1: procedure PICKSTATE( $P, l, u, K$ )
2:    $w \leftarrow u - l$                                         $\triangleright$  Initial weight for each state
3:    $\eta \leftarrow 0$  for every state                           $\triangleright$  total weight arrived at each state
4:   for  $i \in [K]$  do
5:      $w' \leftarrow 0$  for every state
6:     for all state  $s$  do
7:       for all  $s' \in E(s)$  do
8:          $w'(s') \leftarrow w'(s') + \begin{cases} \delta(s, s')w(s) & s \in S_p \\ \frac{1}{|E(s)|}w(s) & s \in S_d \end{cases}$ 
9:       end for
10:    end for
11:     $w \leftarrow w'$ 
12:     $\eta \leftarrow \eta + w$ 
13:  end for
14:  return  $\text{argmax}\{\eta_s : s \in S \setminus T\}$     $\triangleright$  State with the highest cumulative weight
15: end procedure
    
```

---

**Algorithm 6** Guessing Value iteration: Practical algorithm

---

**Input:** MDP  $P$ , vectors  $l, u$ , approximation error  $\varepsilon$  and parameters  $K_1$  and  $K_2$   
**Output:** Lower and upper bounds of the value vector  $l$  and  $u$  such that  $\|l - u\|_\infty < \varepsilon$

```

1: procedure PICKVERIFY( $P, l, u, \varepsilon, K_1, K_2$ )
2:   while  $\|l - u\|_\infty > \varepsilon$  do
3:      $s \leftarrow \text{PICKSTATE}(P, l, u, K_1)$  ▷ Choose a state to guess
4:      $\gamma \leftarrow \frac{l(s) + u(s)}{2}$  ▷ Guess on the selected state
5:     switch VERIFY( $P, l, u, s, \gamma, \varepsilon, K_2$ ) do ▷ Attempt verification
6:       case Bounds( $l', u', k$ )
7:         return  $l', u'$ 
8:       case Lower( $l', k$ )
9:          $l \leftarrow l'$  ▷ Update lower bound
10:       $k$  times:  $u \leftarrow \text{BELLMAN}(P, u)$  ▷ Advance upper bound  $k$  times
11:     case Upper( $u', k$ )
12:        $u \leftarrow u'$  ▷ Update upper bound
13:      $k$  times:  $l \leftarrow \text{BELLMAN}(P, l)$  ▷ Advance lower bound  $k$  times
14:     case Inconclusive( $l', u'$ )
15:        $(l'', u'') \leftarrow \text{PICKVERIFY}(P[s = \gamma], l', u', \varepsilon \delta_{\min}^{|S|} / (4 + 6\delta_{\min}^{|S|}))$ 
16:       switch VERIFY( $P, l'', u'', s, \gamma, 0, 1$ ) do ▷ One Bellman update
17:         case Lower( $l''', k$ )
18:            $l \leftarrow l'''$ ;  $k$  times:  $u \leftarrow \text{BELLMAN}(P, u)$ 
19:         case Upper( $u''', k$ )
20:            $u \leftarrow u'''$ ;  $k$  times:  $l \leftarrow \text{BELLMAN}(P, l)$ 
21:         case else ▷ Guess was approximately correct
22:            $l \leftarrow l'' - (1 + \delta_{\min}^{|S|})\varepsilon / (4 + 6\delta_{\min}^{|S|})$ 
23:            $u \leftarrow u'' + (1 + \delta_{\min}^{|S|})\varepsilon / (4 + 6\delta_{\min}^{|S|})$ 
24:     end while
25:   return  $l, u$ 
26: end procedure

```

---

*Numerical Precision.* The classic VI requires to handle numbers as small as  $\delta_{\min}^{|S|}$  and hard examples are easy to construct. In principle, our VI-based approach also requires to handle this precision. In practice, since values are guessed, hard examples that require this precision are not encountered in the benchmark set. A similar phenomenon has been observed for Optimistic VI [27] because it guesses entire value vectors to speed up computations. Therefore, using standard floating point representation for numbers works correctly in the benchmark set investigated. See [25] for a discussion on the limitations of using floating point numbers in model checking.

*Dependency on approximation error.* Consider the running time of VI-based variants in terms of the approximation parameter  $\varepsilon$ . On the one hand, VI requires  $\mathcal{O}(2^{|S|} \log(1/\varepsilon))$  Bellman updates even for MCs, i.e., there is a dependency of the form  $\mathcal{O}(\log(1/\varepsilon))$ . On the other hand, by Theorem 1 we have that Guessing VI requires  $(|S| \log(w_{\max}/\varepsilon)/\delta_{\min})^{\mathcal{O}(\sqrt{|S|})}$  Bellman updates to compute an  $\varepsilon$ -



approximation of the value. Therefore, a theoretical application of Guessing VI to MDPs would expect a dependency on  $\varepsilon$  of  $\log(1/\varepsilon)^{\mathcal{O}(\sqrt{|S|})}$ .

In contrast, our practical implementation of the core ideas in Guessing VI does not exhibit this worst case behavior in the instances of the studied benchmarks set. Indeed, we run all instances varying the parameter  $\varepsilon$  and observe the following. Parameterizing  $\varepsilon(x) = (10^6)^{-x}$ , the running times we provide in the tables are for the results for  $\varepsilon(1)$ . We run all instances in a grid for  $x \in [0, 1.5]$  and extrapolate the behavior for  $x > 1.5$ .

For classic VI, the behavior is at most linear on  $x$ . For the theoretical application of Guessing VI, the behavior is polynomial of the form  $x^{\mathcal{O}(\sqrt{|S|})}$ . For our practical implementation, we observe the following. Out of all instances solved by our algorithms, in almost all of them the approximation parameter has a negligible affect on the running time. There are only 2 models where there is a clear increase in running time when  $x$  increases (i.e.,  $\varepsilon$  decreases): (i) Randomized Consensus Protocol (*consensus*) [1], and (ii) Flexible Manufacturing System with Repair (*flexible-manufacturing*) [5]. Under visual inspection, they all exhibit a linear trend. In other words, in the benchmark set, the running time of our practical implementation of Guessing VI exhibits a dependency on  $\varepsilon$  of the form  $\mathcal{O}(\log(1/\varepsilon))$ .

## C Complete Proofs

*Proof (Proof of Lemma 1).* Consider an MC  $M$  with  $k$  levels and  $\delta_{\min}$  the smallest transition probability. We prove that, for all  $t \geq 1$ , after  $k \cdot t$  iterations of IVI, each state in level  $i$  has an interval of size at most  $(1 - \delta_{\min}^i)(1 - \delta_{\min}^k)^{t-1} \cdot C$ , where  $C = w_{\max}$  for reachability and  $C = w_{\max}(k+1)/\delta_{\min}^k$  for SSP. Since from Definition 2, the interval has exactly the maximal size, this implies the monotonicity.

The proof is by induction on  $t$ . Consider the base case  $t = 1$ . We proceed by induction on the level  $i$ . Consider the base case  $i = 0$ . At level zero, all states are targets and their intervals have zero length since they are assigned the value, so the statement is true. Consider the inductive case on  $i$ . By inductive hypothesis on  $i$ , we have that the intervals for each state in level  $i' < i$  have size at most

$$(1 - \delta_{\min}^{i'}) \cdot C.$$

We must prove that this also holds for states in level  $i$  too.

Consider the vectors  $\underline{v}_k$  and  $\bar{v}_k$ . We have that, for each state  $s \in \ell_i$ ,

$$\begin{aligned}
& \|\underline{v}_{kt}(s) - \bar{v}_{kt}(s)\| \\
&= \left\| \sum_{s' \in E(s)} \delta(s, s') (\underline{v}_{kt-1}(s) - \bar{v}_{kt-1}(s)) \right\| && \text{(def. Bellman update)} \\
&\leq \delta_{\min} (1 - \delta_{\min}^{i-1}) \cdot C \\
&\quad + (1 - \delta_{\min}) (1 - \delta_{\min}^k) \cdot C && \text{(induction hypothesis)} \\
&\leq \delta_{\min} (1 - \delta_{\min}^{i-1}) \cdot C \\
&\quad + (1 - \delta_{\min}) \cdot C && \text{(omitting one factor)} \\
&= (\delta_{\min} (1 - \delta_{\min}^{i-1}) + (1 - \delta_{\min})) \cdot C && \text{(factorizing)} \\
&= (1 - \delta_{\min}^i) \cdot C. && \text{(adding)}
\end{aligned}$$

This completes the induction proof over  $i$  for  $t = 1$ .

Consider the inductive case on  $t$ . Similarly, we proceed by induction on  $i$ . The base case  $i = 0$  is trivial, so consider the inductive case on  $i$ . By induction hypothesis on  $t$ , we know that for all  $0 \leq t' \leq t$ , after  $k \cdot t'$  iterations of IVI, the intervals for a state in each level  $i'$  have size at most

$$(1 - \delta_{\min}^{i'}) (1 - \delta_{\min}^k)^{t'-1} \cdot C.$$

By induction hypothesis on  $i$ , we know that, after  $k \cdot t$  iterations of IVI, the intervals for a state in level  $i' < i$  have size at most

$$(1 - \delta_{\min}^{i'}) (1 - \delta_{\min}^k)^t \cdot C.$$

We must prove that this also holds for states in level  $i$ .

Consider the vectors  $\underline{v}_{kt}$  and  $\bar{v}_{kt}$ , we have that, for each state  $s \in \ell_i$ ,

$$\begin{aligned}
& \|\underline{v}_{kt}(s) - \bar{v}_{kt}(s)\| \\
&= \left\| \sum_{s' \in E(s)} \delta(s, s') (\underline{v}_{kt-1}(s) - \bar{v}_{kt-1}(s)) \right\| && \text{(def. Bellman update)} \\
&\leq \delta_{\min} (1 - \delta_{\min}^{i-1}) (1 - \delta_{\min}^k)^t \cdot C \\
&\quad + (1 - \delta_{\min}) (1 - \delta_{\min}^k) (1 - \delta_{\min}^k)^{t-1} \cdot C && \text{(induction hypothesis)} \\
&= (\delta_{\min} (1 - \delta_{\min}^{i-1}) + (1 - \delta_{\min})) (1 - \delta_{\min}^k)^t \cdot C && \text{(factorizing)} \\
&= (1 - \delta_{\min}^i) (1 - \delta_{\min}^k)^t \cdot C. && \text{(adding)}
\end{aligned}$$

This completes the induction proof over  $i$  for  $t$ , which in turn completes the induction proof for  $t$ .  $\square$

*Proof (Proof of Lemma 3).* Consider an MC  $M$ , a state  $s \in S$ , and a guess  $\gamma$ . Let  $f \leq \text{val}_{M[s=\gamma]}$  be the lower bound on the value function of the MC where  $s$  is made target with value  $\gamma$ . Let  $\gamma' = \text{BELLMANUPDATE}(M, f, s)$ . We prove that, for all  $\varepsilon > 0$ , if  $\gamma' + \delta_{\min}^{|S|} \varepsilon > \gamma$ , then  $\text{val}_M(s) > \gamma - \varepsilon$ .

Consider an arbitrary  $\varepsilon > 0$ , the Markov Chain  $M[s = \gamma - \varepsilon]$  and the function  $f' : S \rightarrow \mathbb{R}^+$  defined as

$$f'(s') = \begin{cases} \gamma - \varepsilon & s' = s \\ f(s') - \varepsilon \mathbb{P}_{s'}(\exists t \, s_t = s) & s' \neq s \end{cases}$$

First, we show that  $f' \leq \text{val}_{M[s=\gamma-\varepsilon]}$  for both objectives. Then, we argue that  $\text{BELLMANUPDATE}(M, f', s) > \gamma - \varepsilon$ . Finally, applying Lemma 2 to  $M$ ,  $f'$ , and guess  $\gamma - \varepsilon$ , we conclude that  $\text{val}_M(s) > \gamma - \varepsilon$ .

We prove that  $f' \leq \text{val}_{M[s=\gamma-\varepsilon]}$ . Note that the inequality holds at state  $s$ . Therefore, consider  $s' \neq s$ . We partition the plays starting at  $s'$  depending on eventually reaching  $s$  or not. Formally, recall that  $t^* = \inf\{t \geq 0 : s_t \in T\}$ . Consider both objectives separately. For weighted reachability objectives,

$$\begin{aligned} \text{val}_{M[s=\gamma]}(s'; \text{Reach}) &= \gamma \mathbb{P}_{s'}(\exists t \, s_t = s) + \mathbb{E}_{s'}(w(s_{t^*}) \mathbf{1}[t^* < \infty, \forall t \, s_t \neq s]) \\ &= \text{val}_{M[s=\gamma-\varepsilon]}(s'; \text{Reach}) + \varepsilon \mathbb{P}_{s'}(\exists t \, s_t = s). \end{aligned}$$

So for weighted reachability objectives  $f' \leq \text{val}_{M[s=\gamma-\varepsilon]}$ . For SSP objectives,

$$\begin{aligned} \text{val}_{M[s=\gamma]}(s'; \text{SSP}) &= \mathbb{E}_{s'} \left( \sum_{u=1}^{\infty} \mathbf{1}[s_u = s] \left( \gamma + \sum_{t=0}^{u-1} w[s = \gamma](s_{t^*}) \right) \right) \\ &\quad + \mathbb{E}_{s'} \left( \mathbf{1}[\forall t \, s_t \neq s] \sum_{t=0}^{t^*} w[s = \gamma](s_{t^*}) \right) \\ &= \gamma \mathbb{P}_{s'}(\exists t \, s_t = s) + \mathbb{E}_{s'} \left( \sum_{u=1}^{\infty} \mathbf{1}[s_u = s] \sum_{t=0}^{u-1} w[s = \gamma](s_{t^*}) \right) \\ &\quad + \mathbb{E}_{s'} \left( \mathbf{1}[\forall t \, s_t \neq s] \sum_{t=0}^{t^*} w[s = \gamma](s_{t^*}) \right) \\ &= \text{val}_{M[s=\gamma-\varepsilon]}(s'; \text{SSP}) + \varepsilon \mathbb{P}_{s'}(\exists t \, s_t = s). \end{aligned}$$

So for SSP objectives  $f' \leq \text{val}_{M[s=\gamma-\varepsilon]}$  too.

We argue that  $\text{BELLMANUPDATE}(M, f', s) > \gamma - \varepsilon$ . Indeed,

$$\begin{aligned}
& \text{BELLMANUPDATE}(M, f', s) \\
&= \sum_{s' \in S} \delta(s, s') f'(s') && (\text{def. Bellman update}) \\
&= \sum_{s' \in S} \delta(s, s') (f(s) - \varepsilon \mathbb{P}_{s'}(\exists t \, s_t = s)) && (\text{def. } f') \\
&= \sum_{s' \in S} \delta(s, s') f(s) - \sum_{s' \in S} \delta(s, s') \varepsilon \mathbb{P}_{s'}(\exists t \, s_t = s) && (\text{factor in}) \\
&= \gamma' - \sum_{s' \in S} \delta(s, s') \varepsilon \mathbb{P}_{s'}(\exists t \, s_t = s) && (\text{def. of } \gamma') \\
&\geq \gamma' - (1 - \delta_{\min}^{|S|}) \varepsilon && (\text{Remark 1}) \\
&> \gamma - \varepsilon. && \left( \gamma' + \delta_{\min}^{|S|} \varepsilon > \gamma \right)
\end{aligned}$$

Finally, applying Lemma 2 to  $M[s = \gamma - \varepsilon]$ ,  $f'$  and guess  $\gamma - \varepsilon$ , we have  $\text{val}_M(s) > \gamma - \varepsilon$ . Since  $\varepsilon$  is arbitrary we conclude the proof.  $\square$

*Proof (Proof of Lemma 7).* Given an MC  $M$ , an approximation error  $\varepsilon$ , and a set of states  $I \subseteq S$ , we show that the procedure given by Algorithm 2, i.e.,  $(l, u) = \text{SOLVEWITHGUESSINGSET}(M, \varepsilon, I)$ , satisfies that  $l \leq \text{val}_M \leq u$  and  $\|u - l\|_\infty \leq \varepsilon$ .

Fix an arbitrary state  $s$ . We show that  $l_s \leq \text{val}_M(s) \leq u_s$ . On line 7, the initial bounds are set so that they contain the value. Every time the lower bound is updated on line 12, we have that  $l_s$  is the lower bound on  $M[s = \gamma]$  and  $\text{BELLMANUPDATE}(l, s) > \gamma$ . Therefore, by Lemma 2, we have  $l_s = \gamma < \text{val}_M(s)$ . For the upper bound, the update on line 14 is symmetric. If no condition is invoked, then it holds that  $|u - l| \leq \frac{1}{4} \varepsilon \delta_{\min}^{|S|}$ . In particular, it holds that  $\text{BELLMANUPDATE}(l, s) + \frac{1}{4} \varepsilon \delta_{\min}^{|S|} > \text{BELLMANUPDATE}(u, s) > \gamma$ . Therefore, by Lemma 3, we conclude that  $\text{val}_M(s) > \gamma - \frac{1}{4} \varepsilon$ . Symmetrically, the statement holds for the upper bound. In the last two updates, for the lower bound  $l$  on line 19, since  $\text{val}_M(s) \geq l_s$ . Therefore, at the end of the algorithm, we have that  $l \leq \text{val}_{M[s=l_s]}$ . Again, the symmetric statement holds for  $u$ .

Lastly, we show that  $\|u - l\|_\infty \leq \varepsilon$ . Before Line 19, we have that  $|u_s - l_s| \leq \varepsilon/2$ . After Line 20,  $l_s$  is at most  $\frac{\varepsilon}{4}$  apart from  $\text{val}_{M[s=l_s]}$ , and similarly for  $u$  and  $\text{val}_{M[s=u_s]}$ . Therefore,  $u$  and  $l$  are at most  $\varepsilon$  apart.  $\square$

*Proof (Proof of Lemma 8).* Consider an MC  $M$  and an approximation error  $\varepsilon$ . Let  $I$  be the set given by Algorithm 1. We show that the number of calls of  $\text{BELLMANUPDATE}$  during Algorithm 2 is at most

$$\left( \log \left( \frac{w_{\max}}{\varepsilon} \right) \frac{|S|}{\delta_{\min}} \right)^{\mathcal{O}(\sqrt{|S|})}.$$

The proof is by induction on  $|I|$ . Consider the base case  $|I| = 0$ . By Algorithm 1, there are at most  $\sqrt{|S|}$  levels. Then, by Lemma 1, we require at most the following number of Bellman updates:

$$\log \left( \frac{\sqrt{|S|} w_{\max}}{\varepsilon \delta_{\min}} \right) \frac{\sqrt{|S|}}{\delta_{\min}} \leq \left( \log \left( \frac{w_{\max}}{\varepsilon} \right) \frac{|S|}{\delta_{\min}} \right)^{\mathcal{O}(\sqrt{|S|})}.$$

This proves the base case. For the inductive step, there is a simple recursion. Indeed, computing  $\text{SOLVE}(M, \varepsilon, I)$  leads to at most

$$\log \left( \frac{2}{\varepsilon \delta_{\min}^{|S|}} \right)$$

calls to the procedure  $\text{SOLVE}(M, \varepsilon \delta_{\min}^{|S|}/2, I \setminus \{s\})$ . Recall that, by Lemma 5, we have that  $|I| \leq 9\sqrt{|S|}$  and the number of levels of  $\text{GUESS}(M, I)$  is at most  $\sqrt{|S|}$ . Therefore, the highest precision a Markov Chain is solved is  $\varepsilon \left( \delta_{\min}^{|S|}/2 \right)^{9\sqrt{|S|}}$ . Then, the number of calls to  $\text{SOLVE}(M, \varepsilon, \emptyset)$  is

$$\left( \log \left( \frac{2\sqrt{|S|}}{\varepsilon \delta_{\min}^{|S|} \sqrt{|S|}} \right) \right)^{9\sqrt{|S|}} \leq \left( |S| \log \left( \frac{1}{\varepsilon \delta_{\min}} \right) \right)^{18\sqrt{|S|}}.$$

Lastly, by Lemma 1 and the maximum precision used, each of these calls requires at most the following number of Bellman updates:

$$\log \left( \frac{\sqrt{|S|} w_{\max}}{\varepsilon \left( \delta_{\min}^{|S|}/2 \right)^{\sqrt{|S|}} \delta_{\min}} \right) \frac{\sqrt{|S|}}{\delta_{\min}} \leq 2 \log \left( \frac{w_{\max}}{\varepsilon} \right) \frac{|S|^3}{\delta_{\min}^2}.$$

Using both bounds together, we deduce that we use in total at most

$$\left( |S| \log \left( \frac{1}{\varepsilon \delta_{\min}} \right) \right)^{18\sqrt{|S|}} \cdot 2 \log \left( \frac{w_{\max}}{\varepsilon} \right) \frac{|S|^3}{\delta_{\min}^2}$$

Bellman updates, which is at most  $(|S| \log(w_{\max}/\varepsilon)/\delta_{\min})^{\mathcal{O}(\sqrt{|S|})}$ .

*Memory Requirements.* The depth of the recursion is only  $\mathcal{O}(\sqrt{|S|})$ . Also, in every call of the recursion, only  $\mathcal{O}(|S|)$  numbers need to be stored. Therefore, the overall memory requirement is  $\mathcal{O}(|S|^{3/2})$ .  $\square$

**Definition 6 (Maximal End Component (MEC)).** Consider an MDP  $P$ . Let a subgraph  $G' = (S' = S'_p \cup S'_d, E')$ , where  $E' := \{(s, s') : s' \in E(s) \cap S'\}$ , of the labeled graph of  $M$ . The subgraph  $G'$  is called an end-component if the following properties hold.

- Closed. For all states  $s \in S'_p$ , we have that  $E(s) \subseteq S'$ .
- Strongly connected. The graph  $G'$  is strongly connected.

We say that the end component  $G'$  is maximal if it is maximal with respect to graph inclusion.

*Proof (Proof of Lemma 10).* We prove the termination of Algorithm 6 by induction on the cardinality of  $S \setminus T$ . For the base case, consider  $|S \setminus T| = |\{s\}| = 1$ . Then, after only one Bellman update, the value of  $s$  is computed and therefore  $\text{VERIFY}(P, l, u, s, \gamma, \varepsilon, K_2)$  never returns  $\text{Inconclusive}(l', u')$ . Since the length of the interval  $(l_s, u_s)$  is divided by at least 2 in each iteration, it terminates in at most  $\log \varepsilon$  steps. For the inductive case, by induction, recursive calls always terminate. Therefore, the main while loop always advances. We prove that all possible branches of  $\text{VERIFY}(P, l, u, s, \gamma, \varepsilon, K_2)$  tighten the bounds guaranteeing termination. We proceed by cases. For the case  $\text{Bounds}(l', u', k)$  termination is immediate. Assume the case  $\text{Lower}(l', k)$ . By Lemma 2, we have that  $\gamma$  is a lower bound. Therefore,  $l' \leq \text{val}$ . Moreover, consider  $\bar{l}$  the result of applying  $k$  Bellman updates to  $P$  from  $l$ . By monotonicity of the Bellman update, we have that  $\bar{l} \leq l$ . Therefore, in this case, we tighten the bounds at least as much as  $k$  Bellman updates would do. The case  $\text{Upper}(u', k)$  is symmetric. Lastly, consider the case  $\text{Inconclusive}(l', u')$ . If  $\gamma < \text{BELLMANUPDATE}(l'', s)$ , then the argument follows as in the case  $\text{Lower}(l', k)$  and the obtained bounds tighten at least as much as  $K_2$  Bellman updates. Similarly when  $\gamma > \text{BELLMANUPDATE}(u'', s)$ . For the last case, note that, if  $\|u'' - l''\|_\infty \leq \varepsilon \delta_{\min}^{|S|} / (4 + 6\delta_{\min}^{|S|})$ , then  $\|u - l\|_\infty \leq \varepsilon/2$ , which tightens the bounds by a factor of two. In conclusion, all cases provide sufficient improvement in the bounds to guarantee termination. This concludes our proof by induction.

Correctness is guaranteed by the invariant  $l \leq \text{val} \leq u$ . Indeed, Lemma 2 implies this invariant in all cases except when the guess was approximately correct, i.e., Line 21. In this case, Lemma 3 guarantees the invariant. With this, a proof by induction on  $|S \setminus T|$  for correctness is direct.

□

## D Fixpoint of Bellman Updates

In general, the Bellman update operator does not have a unique fixpoint. For example, for weighted reachability objectives, if there is a state with a loop transition, then every fixpoint can be modified at this state and remain a fixpoint. Fortunately, there is a simple procedure called collapsing MECs that transforms an MDP into another where the Bellman update has a unique fixpoint. Moreover, this transformation preserves the value of the states, i.e., the values of the states in the original MDP can be deduced from the value of the states in the transformed MDP.

The collapsing procedure is as follows: (i) introduce new target states with weights  $w_{\max}$  and 0; (ii) replace all target states, except the new ones, by states with the same incoming edges but with outgoing edges only to the new targets

proportional to their weight; (iii) compute the set of states that have value 0 and  $w_{\max}$ ; (iv) convert the value 0 (resp.  $w_{\max}$ ) class as a single sink state (the process ends upon reaching that state) with value 0 (resp. value  $w_{\max}$ ); and (v), in the remaining MDP, collapse maximal end-components (MECs) to single states. Intuitively, collapsing converts each MEC to a single state with the union of exit choices. This procedure requires subquadratic time [11].

## E Experiments

*Instances.* We consider all 636 instances contained in the Quantitative Verification Benchmark Set (QVBS) [28]. There are 162 instances where some of the algorithms considered timed out (at 600 seconds) or failed. From these 162 instances, there are 153 in which all algorithms failed or timed out. In the remaining 11 instances, each algorithm returns an answer as follows: IVI in 3 instances; OVI in 6 instances; SVI in 7 instances; GVI in 3 instances. Omitting these 162 instances leaves a total of 474 instances that we analyze. Each instance consists of a model, parameters and a property. All properties can be stated as either reachability or SSP objective.

Instances in QVBS are highly diverse. They come from established probabilistic verification and planning benchmarks, industrial case studies, models of biological systems, dynamic fault trees, and Petri net examples. Some of the instances have been used in previous benchmarkset, for example in the PRISM benchmark set [33].

*Experimental Setting.* The results were obtained on Ubuntu 20.04 with an Intel Core i7-11800H processor (4.6 GHz, 24 MB cache) using 16 GB of RAM. For each instance, the algorithms were run to compute the solution with at most  $10^{-3}$  additive error within a time limit of 600 seconds. Instances for which some algorithm failed to provide a correct result within the time limit were omitted.

*Detailed experimental results.* Recall that we grouped the instances in the following groups.

- Group 1: instances where all algorithms are fast, i.e., they take at most 100 milliseconds (170 instances).
- Group 2: from the rest, those where the fastest and slowest algorithms are only at most 1.10 times of each other (135 instances).
- Group 3: from the rest, there is a winner among the previous VI-based approaches over our approach (83 instances).
- Group 4: all other instances not considered before (86 instances).

We present the following tables.

- Table 1 contains Group 1, i.e., instances with small times.
- Table 2 contains Group 2, i.e., instances where there is no clear winner.

- Table 3 contains Group 3, i.e., among the remaining instances, there is a winner among the previous VI-based approaches over our approach. The improvement of each previous approach over GVI in these instances is at most 1.15 times.
- Table 4 contains Group 4, i.e., the times for the rest of the instances.

At the end of each table, the sum of the times over the instances is shown.

We expand on Group 4, where there are 86 instances. Each instance consists of a model, parameters and a property to be computed. The following models are present in Group 4:

- Randomized Consensus Protocol (*consensus*), first presented in [1],
- Coupon Collectors (*coupon*), first presented in [32],
- Crowds Protocol (*crowds*), first presented in [41],
- IEEE 802.3 CSMA/CD Protocol (*csm*a), first presented in [33],
- Dynamic Power Management (*dpm*), first presented in [39],
- EchoRing (*echoring*), first presented in [16],
- Probabilistic Contract Signing Protocol (*egl*), first presented in [18],
- Embedded Control System (*embedded*), first presented in [35],
- Exploding Blocksworld (*exploding-blocksworld*), first presented in [44],
- IEEE 1394 FireWire Root Contention Protocol (*firewire*), first presented in [43],
- Fault-Tolerant Workstation Cluster (*ftwc*), first presented in [29],
- Haddad-Monmege (*haddad-monmege*), first presented in [24],
- Cyclic Server Polling System (*polling*), first presented in [31].

Table 1: Detailed experimental results measuring time in seconds for each algorithm over instance in Group 1.

Instance		Time (seconds)			
#	Model @ Parameters @ Property	IVI	OVI	SVI	GVI
1	beb @ 3, 4, 3 @ GaveUp	0	0	0	0
2	beb @ 3, 4, 3 @ LineSeized	0	0	0	0
3	brp @ 16, 2 @ p1	0	0	0	0
4	brp @ 16, 2 @ p2	0	0	0	0
5	brp @ 16, 2 @ p4	0	0	0	0
6	brp @ 16, 3 @ p1	0	0	0	0
7	brp @ 16, 3 @ p2	0	0	0	0
8	brp @ 16, 3 @ p4	0	0	0	0
9	brp @ 16, 4 @ p1	0	0	0	0
10	brp @ 16, 4 @ p2	0	0	0	0
11	brp @ 16, 4 @ p4	0	0	0	0
12	brp @ 16, 5 @ p1	0	0	0	0
13	brp @ 16, 5 @ p2	0	0	0	0
14	brp @ 16, 5 @ p4	0	0	0	0

*Continued on next page*



Table 1 – *Continued from previous page*

Instance		Time (seconds)			
#	Model @ Parameters @ Property	IVI	OVI	SVI	GVI
15	brp @ 32, 2 @ p1	0	0	0	0
16	brp @ 32, 2 @ p2	0	0	0	0
17	brp @ 32, 2 @ p4	0	0	0	0
18	brp @ 32, 3 @ p1	0	0	0	0
19	brp @ 32, 3 @ p2	0	0	0	0
20	brp @ 32, 3 @ p4	0	0	0	0
21	brp @ 32, 4 @ p1	0	0	0	0
22	brp @ 32, 4 @ p2	0	0	0	0
23	brp @ 32, 4 @ p4	0	0	0	0
24	brp @ 32, 5 @ p1	0	0	0	0
25	brp @ 32, 5 @ p2	0	0	0	0
26	brp @ 32, 5 @ p4	0	0	0	0
27	brp @ 64, 2 @ p1	0	0	0	0
28	brp @ 64, 2 @ p2	0	0	0	0
29	brp @ 64, 2 @ p4	0	0	0	0
30	brp @ 64, 3 @ p1	0	0	0	0
31	brp @ 64, 3 @ p2	0	0	0	0
32	brp @ 64, 3 @ p4	0	0	0	0
33	brp @ 64, 4 @ p1	0	0	0	0
34	brp @ 64, 4 @ p2	0	0	0	0
35	brp @ 64, 4 @ p4	0	0	0	0
36	brp @ 64, 5 @ p1	0	0	0	0
37	brp @ 64, 5 @ p2	0	0	0	0
38	brp @ 64, 5 @ p4	0	0	0	0
39	cdribe @ 2 @ goal	0	0	0	0
40	cdribe @ 3 @ goal	0	0	0	0
41	consensus @ 2, 16 @ c1	0	0	0	0
42	consensus @ 2, 2 @ c1	0	0	0	0
43	consensus @ 2, 2 @ c2	0	0	0	0
44	consensus @ 2, 2 @ disagree	0	0	0	0
45	consensus @ 2, 4 @ c1	0	0	0	0
46	consensus @ 2, 4 @ c2	0	0	0	0
47	consensus @ 2, 4 @ disagree	0	0	0	0
48	consensus @ 2, 8 @ c1	0	0	0	0
49	coupon @ 5, 2, 5 @ collect_all	0	0	0	0
50	crowds @ 3, 10 @ positive	0	0	0	0
51	crowds @ 3, 5 @ positive	0	0	0	0
52	crowds @ 4, 5 @ positive	0	0	0	0
53	csma @ 2, 2 @ all_before_max	0	0	0	0
54	csma @ 2, 2 @ all_before_min	0	0	0	0
55	csma @ 2, 2 @ some_before	0	0	0	0
56	elevators @ a, 3, 3 @ goal	0	0	0	0

*Continued on next page*

Table 1 – *Continued from previous page*

Instance		Time (seconds)			
#	Model @ Parameters @ Property	IVI	OVI	SVI	GVI
57	elevators @ b, 3, 3 @ goal	0	0	0	0
58	erlang @ 10, 10, 5 @ PminReach	0	0	0	0
59	erlang @ 5000, 10, 5 @ PminReach	0	0	0	0
60	erlang @ 5000, 100, 5 @ PminReach	0	0	0	0
61	erlang @ 5000, 100, 50 @ PminReach	0	0	0	0
62	firewire @ false, 3, 200 @ elected	0	0	0	0
63	firewire @ false, 3, 400 @ elected	0	0	0	0
64	firewire @ false, 3, 600 @ elected	0	0	0	0
65	firewire @ false, 3, 800 @ elected	0	0	0	0
66	firewire_abst @ 3 @ elected	0	0	0	0
67	firewire_abst @ 36 @ elected	0	0	0	0
68	firewire_dl @ 3, 200 @ deadline	0	0	0	0
69	ftwc @ 4, 5 @ ReachMinIsOne	0	0	0	0
70	ij @ 10 @ stable	0	0	0	0
71	leader_sync @ 3, 2 @ eventually_elected	0	0	0	0
72	leader_sync @ 3, 3 @ eventually_elected	0	0	0	0
73	leader_sync @ 3, 4 @ eventually_elected	0	0	0	0
74	leader_sync @ 4, 2 @ eventually_elected	0	0	0	0
75	leader_sync @ 4, 3 @ eventually_elected	0	0	0	0
76	leader_sync @ 4, 4 @ eventually_elected	0	0	0	0
77	leader_sync @ 5, 2 @ eventually_elected	0	0	0	0
78	leader_sync @ 5, 3 @ eventually_elected	0	0	0	0
79	leader_sync @ 5, 4 @ eventually_elected	0	0	0	0
80	philosophers-mdp @ 3 @ eat	0	0	0	0
81	philosophers @ 4, 1 @ MaxPrReachDeadlock	0	0	0	0
82	pnueli-zuck @ 3 @ live	0	0	0	0
83	polling @ 3, 16 @ s1_before_s2	0	0	0	0
84	polling @ 4, 16 @ s1_before_s2	0	0	0	0
85	polling @ 5, 16 @ s1_before_s2	0	0	0	0
86	polling @ 6, 16 @ s1_before_s2	0	0	0	0
87	polling @ 7, 16 @ s1_before_s2	0	0	0	0
88	polling @ 8, 16 @ s1_before_s2	0.1	0	0	0
89	bitcoin-attack @ 20, 6 @ T_MWinMin	0	0	0	0
90	consensus @ 2, 2 @ steps_max	0	0	0	0
91	consensus @ 2, 2 @ steps_min	0	0	0	0
92	consensus @ 2, 4 @ steps_max	0	0	0	0
93	consensus @ 2, 4 @ steps_min	0	0	0	0
94	coupon @ 5, 2, 5 @ exp_draws	0	0	0	0
95	csma @ 2, 2 @ time_max	0	0	0	0
96	csma @ 2, 2 @ time_min	0	0	0	0
97	erlang @ 10, 10, 5 @ TminReach	0	0	0	0
98	erlang @ 5000, 10, 5 @ TminReach	0	0	0	0

*Continued on next page*

Table 1 – *Continued from previous page*

Instance		Time (seconds)			
#	Model @ Parameters @ Property	IVI	OVI	SVI	GVI
99	erlang @ 5000, 100, 5 @ TminReach	0	0	0	0
100	erlang @ 5000, 100, 50 @ TminReach	0	0	0	0
101	firewire_abst @ 3 @ rounds	0	0	0	0
102	firewire_abst @ 3 @ time_max	0	0	0	0
103	firewire_abst @ 3 @ time_min	0	0	0	0
104	firewire_abst @ 36 @ rounds	0	0	0	0
105	firewire_abst @ 36 @ time_max	0	0	0	0
106	firewire_abst @ 36 @ time_min	0	0	0	0
107	herman @ 3 @ steps	0	0	0	0
108	herman @ 5 @ steps	0	0	0	0
109	herman @ 7 @ steps	0	0	0	0
110	herman @ 9 @ steps	0	0	0	0
111	jobs @ 5, 2 @ avgttime	0	0	0	0
112	jobs @ 5, 2 @ completiontime	0	0	0	0
113	leader_sync @ 3, 2 @ time	0	0	0	0
114	leader_sync @ 3, 3 @ time	0	0	0	0
115	leader_sync @ 3, 4 @ time	0	0	0	0
116	leader_sync @ 4, 2 @ time	0	0	0	0
117	leader_sync @ 4, 3 @ time	0	0	0	0
118	leader_sync @ 4, 4 @ time	0	0	0	0
119	leader_sync @ 5, 2 @ time	0	0	0	0
120	leader_sync @ 5, 3 @ time	0	0	0	0
121	leader_sync @ 5, 4 @ time	0	0	0	0
122	mapk_cascade @ 1, 30 @ activated_time	0	0	0	0
123	philosophers @ 4, 1 @ MinExpTimeDeadlock	0	0	0	0
124	blocksworld @ 5 @ goal	0.1	0.1	0.1	0.1
125	breakdown-queues @ 16 @ Max	0.1	0.1	0.1	0.1
126	breakdown-queues @ 16 @ Min	0.1	0.1	0.1	0.1
127	breakdown-queues @ 8 @ Max	0.1	0.1	0.1	0.1
128	breakdown-queues @ 8 @ Min	0.1	0.1	0.1	0.1
129	cdrive @ 6 @ goal	0.1	0.1	0.1	0.1
130	consensus @ 2, 8 @ disagree	0	0.1	0	0.1
131	consensus @ 4, 2 @ c1	0.1	0.1	0.1	0.1
132	crowds @ 3, 15 @ positive	0.1	0.1	0.1	0.1
133	crowds @ 3, 20 @ positive	0.1	0.1	0.1	0.1
134	crowds @ 4, 10 @ positive	0.1	0.1	0.1	0.1
135	crowds @ 5, 5 @ positive	0	0	0	0.1
136	crowds @ 6, 5 @ positive	0.1	0.1	0.1	0.1
137	csma @ 2, 4 @ all_before_max	0.1	0.1	0.1	0.1
138	csma @ 2, 4 @ all_before_min	0.1	0.1	0.1	0.1
139	csma @ 2, 4 @ some_before	0.1	0.1	0.1	0.1
140	dpm @ 4, 4, 25 @ PmaxQueue1Full	0.1	0.1	0.1	0.1

*Continued on next page*

Table 1 – *Continued from previous page*

Instance		Time (seconds)			
#	Model @ Parameters @ Property	IVI	OVI	SVI	GVI
141	dpm @ 4, 4, 25 @ PmaxQueuesFull	0.1	0.1	0.1	0.1
142	dpm @ 4, 4, 25 @ PminQueue1Full	0.1	0.1	0.1	0.1
143	dpm @ 4, 4, 5 @ PmaxQueue1Full	0.1	0.1	0.1	0.1
144	dpm @ 4, 4, 5 @ PmaxQueuesFull	0.1	0.1	0.1	0.1
145	dpm @ 4, 4, 5 @ PminQueue1Full	0.1	0.1	0.1	0.1
146	elevators @ a, 11, 9 @ goal	0.1	0.1	0.1	0.1
147	firewire_dl @ 3, 400 @ deadline	0.1	0.1	0.1	0.1
148	firewire_dl @ 36, 200 @ deadline	0.1	0.1	0.1	0.1
149	ftwc @ 8, 5 @ ReachMinIsOne	0.1	0.1	0.1	0.1
150	nand @ 20, 1 @ reliable	0.1	0.1	0.1	0.1
151	pacman @ 5 @ crash	0.1	0.1	0.1	0.1
152	consensus @ 2, 8 @ steps_max	0.1	0.1	0.1	0.1
153	consensus @ 2, 8 @ steps_min	0.1	0.1	0.1	0.1
154	csma @ 2, 4 @ time_max	0.1	0.1	0.1	0.1
155	csma @ 2, 4 @ time_min	0.1	0.1	0.1	0.1
156	eajs @ 2, 100, 5 @ ExpUtil	0.1	0.1	0.1	0.1
157	firewire @ false, 3, 200 @ time_max	0.1	0.1	0.1	0.1
158	firewire @ false, 3, 200 @ time_min	0	0.1	0	0.1
159	firewire @ false, 3, 200 @ time_sending	0.1	0.1	0.1	0.1
160	firewire @ false, 3, 400 @ time_max	0.1	0.1	0.1	0.1
161	firewire @ false, 3, 400 @ time_min	0	0	0	0.1
162	firewire @ false, 3, 400 @ time_sending	0.1	0.1	0.1	0.1
163	firewire @ false, 3, 600 @ time_max	0.1	0.1	0.1	0.1
164	firewire @ false, 3, 600 @ time_min	0	0	0	0.1
165	firewire @ false, 3, 600 @ time_sending	0.1	0.1	0.1	0.1
166	firewire @ false, 3, 800 @ time_max	0.1	0.1	0.1	0.1
167	firewire @ false, 3, 800 @ time_min	0.1	0	0	0.1
168	firewire @ false, 3, 800 @ time_sending	0.1	0.1	0.1	0.1
169	flexible-manufacturing @ 3, 1 @ M3Fail_E	0	0	0	0.1
170	herman @ 11 @ steps	0.1	0.1	0.1	0.1
SUM		4.2	4.2	4.0	4.7

Table 2: Detailed experimental results measuring time in seconds for each algorithm over instance in Group 2.

Instance		Time (seconds)			
#	Model @ Parameters @ Property	IVI	OVI	SVI	GVI
1	breakdown-queues @ 32 @ Max	0.2	0.2	0.2	0.2
2	breakdown-queues @ 32 @ Min	0.2	0.2	0.2	0.2
3	csma @ 2, 6 @ some_before	0.2	0.2	0.2	0.2

*Continued on next page*

Table 2 – *Continued from previous page*

Instance		Time (seconds)			
#	Model @ Parameters @ Property	IVI	OVI	SVI	GVI
4	csma @ 3, 2 @ all_before_max	0.2	0.2	0.2	0.2
5	csma @ 3, 2 @ all_before_min	0.2	0.2	0.2	0.2
6	dpm @ 4, 6, 100 @ PmaxQueue1Full	0.2	0.2	0.2	0.2
7	dpm @ 4, 6, 25 @ PmaxQueue1Full	0.2	0.2	0.2	0.2
8	dpm @ 4, 6, 50 @ PmaxQueue1Full	0.2	0.2	0.2	0.2
9	egl @ 5, 2 @ unfairA	0.2	0.2	0.2	0.2
10	egl @ 5, 2 @ unfairB	0.2	0.2	0.2	0.2
11	csma @ 3, 2 @ time_min	0.2	0.2	0.2	0.2
12	egl @ 5, 2 @ messagesA	0.2	0.2	0.2	0.2
13	egl @ 5, 2 @ messagesB	0.2	0.2	0.2	0.2
14	oscillators @ 6, 6, 0.1, 1, 0.1, 1.0 @ power_consumption	0.2	0.2	0.2	0.2
15	oscillators @ 6, 6, 0.1, 1, 0.1, 1.0 @ time_to_synch	0.2	0.2	0.2	0.2
16	cdrive @ 10 @ goal	0.3	0.3	0.3	0.3
17	crowds @ 4, 15 @ positive	0.3	0.3	0.3	0.3
18	csma @ 2, 6 @ all_before_max	0.3	0.3	0.3	0.3
19	dpm @ 4, 6, 100 @ PmaxQueuesFull	0.3	0.3	0.3	0.3
20	dpm @ 4, 6, 25 @ PmaxQueuesFull	0.3	0.3	0.3	0.3
21	dpm @ 4, 6, 50 @ PmaxQueuesFull	0.3	0.3	0.3	0.3
22	firewire_dl @ 3, 600 @ deadline	0.3	0.3	0.3	0.3
23	nand @ 20, 2 @ reliable	0.3	0.3	0.3	0.3
24	philosophers @ 12, 1 @ MaxPrReachDeadlock	0.3	0.3	0.3	0.3
25	csma @ 2, 6 @ time_min	0.3	0.3	0.3	0.3
26	jobs @ 10, 3 @ avgttime	0.3	0.3	0.3	0.3
27	jobs @ 10, 3 @ completiontime	0.3	0.3	0.3	0.3
28	breakdown-queues @ 64 @ Max	0.4	0.4	0.4	0.4
29	breakdown-queues @ 64 @ Min	0.4	0.4	0.4	0.4
30	egl @ 5, 4 @ unfairA	0.4	0.4	0.4	0.4
31	egl @ 5, 4 @ unfairB	0.4	0.4	0.4	0.4
32	firewire_dl @ 36, 400 @ deadline	0.4	0.4	0.4	0.4
33	nand @ 20, 3 @ reliable	0.4	0.4	0.4	0.4
34	egl @ 5, 4 @ messagesA	0.4	0.4	0.4	0.4
35	egl @ 5, 4 @ messagesB	0.4	0.4	0.4	0.4
36	echoring @ 2 @ MaxOffline1	0.5	0.5	0.5	0.5
37	echoring @ 2 @ MaxOffline2	0.5	0.5	0.5	0.5
38	echoring @ 2 @ MaxOffline3	0.5	0.5	0.5	0.5
39	echoring @ 2 @ MinOffline1	0.5	0.5	0.5	0.5
40	echoring @ 2 @ MinOffline2	0.5	0.5	0.5	0.5
41	echoring @ 2 @ MinOffline3	0.5	0.5	0.5	0.5
42	nand @ 20, 4 @ reliable	0.5	0.5	0.5	0.5
43	firewire @ true, 3, 200 @ time_min	0.5	0.5	0.5	0.5

*Continued on next page*

Table 2 – *Continued from previous page*

Instance		Time (seconds)			
#	Model @ Parameters @ Property	IVI	OVI	SVI	GVI
44	dpm @ 4, 8, 100 @ PmaxQueue1Full	0.6	0.6	0.6	0.6
45	dpm @ 4, 8, 25 @ PmaxQueue1Full	0.6	0.6	0.6	0.6
46	dpm @ 4, 8, 5 @ PmaxQueue1Full	0.6	0.6	0.6	0.6
47	egl @ 5, 6 @ unfairA	0.6	0.6	0.6	0.6
48	egl @ 5, 6 @ unfairB	0.6	0.6	0.6	0.6
49	egl @ 5, 6 @ messagesA	0.6	0.6	0.6	0.6
50	egl @ 5, 6 @ messagesB	0.6	0.6	0.6	0.6
51	dpm @ 4, 8, 100 @ PmaxQueuesFull	0.7	0.7	0.7	0.7
52	dpm @ 4, 8, 25 @ PmaxQueuesFull	0.7	0.7	0.7	0.7
53	dpm @ 4, 8, 5 @ PmaxQueuesFull	0.7	0.7	0.7	0.7
54	firewire_dl @ 36, 600 @ deadline	0.7	0.7	0.7	0.7
55	egl @ 5, 8 @ unfairA	0.8	0.8	0.8	0.8
56	egl @ 5, 8 @ unfairB	0.8	0.8	0.8	0.8
57	firewire_dl @ 36, 800 @ deadline	1	1	1	1
58	herman @ 13 @ steps	1.1	1	1.1	1
59	firewire @ false, 36, 400 @ elected	1.3	1.3	1.3	1.3
60	firewire @ false, 36, 600 @ elected	1.3	1.3	1.3	1.3
61	firewire @ false, 36, 800 @ elected	1.3	1.3	1.3	1.3
62	firewire @ false, 36, 200 @ elected	1.3	1.3	1.3	1.4
63	firewire @ false, 36, 600 @ time_min	1.6	1.5	1.6	1.6
64	firewire @ false, 36, 800 @ time_min	1.6	1.5	1.6	1.6
65	crowds @ 5, 15 @ positive	1.8	1.7	1.7	1.7
66	nand @ 40, 1 @ reliable	1.8	1.8	1.8	1.8
67	pnueli-zuck @ 5 @ live	2	2	2	2
68	firewire @ true, 3, 400 @ elected	2.3	2.3	2.3	2.3
69	dpm @ 6, 4, 5 @ PmaxQueue1Full	2.4	2.5	2.4	2.4
70	csma @ 4, 2 @ some_before	2.8	2.8	2.8	2.8
71	dpm @ 6, 4, 5 @ PmaxQueuesFull	3.1	3.1	3.1	3.1
72	elevators @ b, 11, 9 @ goal	3.5	3.5	3.5	3.6
73	nand @ 40, 2 @ reliable	3.8	3.8	3.8	3.8
74	csma @ 4, 2 @ all_before_min	3.8	3.8	3.8	3.9
75	oscillators @ 6, 10, 0.1, 1, 0.1, 1.0 @ time_to_synch	4	4	4	3.9
76	csma @ 4, 2 @ all_before_max	4.1	4	3.9	4.1
77	oscillators @ 6, 10, 0.1, 1, 0.1, 1.0 @ power_consumption	4	4	4	4.1
78	consensus @ 6, 2 @ c1	5.2	5.4	5.2	5.3
79	nand @ 40, 3 @ reliable	5.6	5.7	5.7	5.6
80	csma @ 3, 4 @ some_before	5.8	5.8	5.7	5.7
81	firewire @ true, 3, 600 @ elected	5.7	5.7	5.7	5.7
82	csma @ 3, 4 @ all_before_min	6.3	6.3	6.3	6.2

*Continued on next page*

Table 2 – *Continued from previous page*

Instance		Time (seconds)			
#	Model @ Parameters @ Property	IVI	OVI	SVI	GVI
83	oscillators @ 8, 8, 0.1, 1, 0.1, 1.0 @ power_consumption	6.4	6.5	6.4	6.5
84	oscillators @ 8, 8, 0.1, 1, 0.1, 1.0 @ time_to_synch	6.5	6.5	6.5	6.5
85	crowds @ 5, 20 @ positive	7	6.8	6.8	6.7
86	csma @ 3, 4 @ all_before_max	6.7	6.6	6.7	6.7
87	nand @ 40, 4 @ reliable	7.8	7.8	7.7	7.8
88	nand @ 60, 1 @ reliable	8.7	8.8	8.7	8.7
89	echoring @ 50 @ MinFailed	9.7	9.7	9.6	9.7
90	herman @ 15 @ steps	10.1	9.5	10	9.7
91	echoring @ 50 @ MinOffline1	10.1	10.2	10.2	10.1
92	echoring @ 50 @ MinOffline2	10	10	10	10.1
93	firewire @ true, 3, 800 @ elected	10.2	10	10	10.1
94	echoring @ 50 @ MinOffline3	10.2	10.2	10.2	10.2
95	echoring @ 50 @ MaxOffline2	10.2	10.3	10.3	10.3
96	crowds @ 6, 15 @ positive	10.7	10.5	10.3	10.4
97	echoring @ 50 @ MaxOffline1	10.5	10.4	10.4	10.4
98	echoring @ 50 @ MaxOffline3	10.5	10.5	10.5	10.5
99	oscillators @ 7, 10, 0.1, 1, 0.1, 1.0 @ time_to_synch	13.2	13.3	13.1	13.4
100	oscillators @ 7, 10, 0.1, 1, 0.1, 1.0 @ power_consumption	13.1	13.2	13.1	13.5
101	philosophers @ 16, 1 @ MaxPrReachDeadlock	14.3	14.2	14.1	14.5
102	nand @ 60, 2 @ reliable	18.4	18.4	18.2	18.4
103	echoring @ 100 @ MinFailed	19.4	19.5	19.5	19.4
104	echoring @ 100 @ MinOffline2	20.1	20	20.1	19.9
105	echoring @ 100 @ MinOffline1	20.4	20.3	20.3	20.2
106	echoring @ 100 @ MinOffline3	21.5	20.5	20.5	20.5
107	echoring @ 100 @ MaxOffline2	20.7	20.8	20.6	20.6
108	dpm @ 6, 6, 5 @ PmaxQueue1Full	20.7	20.7	20.6	20.7
109	echoring @ 100 @ MaxOffline1	20.8	20.9	20.9	21
110	echoring @ 100 @ MaxOffline3	21.1	21.1	21.1	21
111	dpm @ 6, 6, 5 @ PmaxQueuesFull	25	24.4	24.9	24.6
112	nand @ 60, 3 @ reliable	28.4	28.6	28.6	28.5
113	nand @ 60, 4 @ reliable	38.1	38.4	37.9	38
114	firewire @ true, 36, 200 @ elected	47.9	48	47.6	47.7
115	oscillators @ 8, 10, 0.1, 1, 0.1, 1.0 @ time_to_synch	47.4	47.2	47.3	48.1
116	oscillators @ 8, 10, 0.1, 1, 0.1, 1.0 @ power_consumption	47.8	47.6	47.4	48.6
117	coupon @ 9, 4, 5 @ collect_all	46.2	45.2	45.3	49.3
118	beb @ 4, 8, 7 @ GaveUp	53.6	53.6	53.9	54

*Continued on next page*

Table 2 – *Continued from previous page*

Instance		Time (seconds)			
#	Model @ Parameters @ Property	IVI	OVI	SVI	GVI
119	crowds @ 6, 20 @ positive	69.2	67.2	66	67.5
120	beb @ 4, 8, 7 @ LineSeized	70.2	70	70	70.1
121	jobs @ 15, 3 @ completiontime	81.9	79.2	81.7	80
122	jobs @ 15, 3 @ avgtime	79.6	77.6	78	81
123	pacman @ 60 @ crash	82.7	82.7	83.4	83
124	herman @ 17 @ steps	95.2	91.2	94.9	91.4
125	dpm @ 6, 8, 5 @ PmaxQueue1Full	100.7	99.8	100.2	99.6
126	dpm @ 8, 4, 5 @ PmaxQueue1Full	102.1	102.1	103.6	102.3
127	dpm @ 6, 8, 5 @ PmaxQueuesFull	117.3	123.9	122.9	115.5
128	dpm @ 8, 4, 5 @ PmaxQueuesFull	133.2	132.6	134.4	132.3
129	pacman @ 100 @ crash	189.8	189.2	204.6	189.5
130	firewire @ true, 36, 400 @ elected	311	310.1	311.7	309.6
131	egl @ 10, 2 @ unfairA	329.7	330.3	328.9	329.9
132	egl @ 10, 2 @ unfairB	330.5	331.3	340.9	330.1
133	csma @ 3, 6 @ some_before	373.2	372.7	375.2	374.2
134	csma @ 3, 6 @ all_before_min	396.8	391.4	397.3	395.5
135	csma @ 3, 6 @ all_before_max	477.2	476.9	473.5	475.4
SUM		4144.6	4129.2	4167.1	4134.1

Table 3: Detailed experimental results measuring time in seconds for each algorithm over instance in Group 3.

Instance		Time (seconds)			
#	Model @ Parameters @ Property	IVI	OVI	SVI	GVI
1	consensus @ 2, 8 @ c2	0	0.2	0	0.1
2	consensus @ 4, 4 @ c1	0.1	0.1	0.1	0.2
3	polling @ 10, 16 @ s1_before_s2	0.2	0.2	0.1	0.2
4	mapk_cascade @ 2, 30 @ activated_time	0.2	0.1	0.1	0.2
5	consensus @ 2, 16 @ disagree	0.2	2.6	0.2	0.3
6	csma @ 2, 6 @ all_before_min	0.2	0.2	0.2	0.3
7	csma @ 3, 2 @ time_max	0.3	0.2	0.3	0.3
8	crowds @ 5, 10 @ positive	0.3	0.3	0.3	0.4
9	csma @ 2, 6 @ time_max	0.4	0.3	0.4	0.4
10	firewire_dl @ 3, 800 @ deadline	0.4	0.4	0.4	0.5
11	consensus @ 2, 16 @ steps_min	0.3	0.4	0.2	0.5
12	philosophers @ 12, 1 @ MinExpTimeDeadlock	0.5	0.6	0.4	0.5
13	polling @ 12, 16 @ s1_before_s2	0.9	0.8	0.6	0.7
14	consensus @ 4, 2 @ steps_max	0.6	0.5	0.4	0.7
15	dpm @ 4, 6, 100 @ TminQueuesFull	0.6	4.3	0.5	0.7
16	dpm @ 4, 6, 25 @ TminQueuesFull	0.6	4.4	0.5	0.7

*Continued on next page*



Table 3 – *Continued from previous page*

Instance		Time (seconds)			
#	Model @ Parameters @ Property	IVI	OVI	SVI	GVI
17	flexible-manufacturing @ 9, 1 @ M3Fail_E	0.4	1	0.3	0.7
18	consensus @ 2, 16 @ steps_max	0.4	0.4	0.2	0.8
19	coupon @ 7, 3, 5 @ exp_draws	0.8	0.6	0.7	0.8
20	dpm @ 4, 6, 50 @ TminQueuesFull	0.6	4.4	0.5	0.8
21	eajs @ 3, 150, 7 @ ExpUtil	0.8	0.6	0.8	0.8
22	egl @ 5, 8 @ messagesB	0.8	0.8	0.8	0.9
23	oscillators @ 6, 8, 0.1, 1, 0.1, 1.0 @ power_consumption	0.8	0.8	0.8	0.9
24	oscillators @ 6, 8, 0.1, 1, 0.1, 1.0 @ time_to_synch	0.8	0.8	0.8	0.9
25	firewire @ true, 3, 200 @ time_max	1	0.5	1	1
26	firewire @ true, 3, 200 @ time_sending	1	0.5	1	1
27	crowds @ 6, 10 @ positive	1.1	1	1	1.3
28	polling @ 13, 16 @ s1_before_s2	2	1.9	1.3	1.7
29	firewire @ false, 36, 200 @ time_min	1.6	1.5	1.6	1.7
30	firewire @ false, 36, 400 @ time_min	1.6	1.5	1.6	1.7
31	mapk_cascade @ 3, 30 @ activated_time	2.5	0.6	0.5	2
32	consensus @ 4, 4 @ steps_min	2	2.8	1.3	2.1
33	dpm @ 4, 8, 100 @ TminQueuesFull	1.8	15.6	1.5	2.3
34	dpm @ 4, 8, 25 @ TminQueuesFull	1.8	15.9	1.5	2.3
35	dpm @ 4, 8, 5 @ TminQueuesFull	1.8	15.9	1.5	2.3
36	firewire @ true, 3, 400 @ time_min	2.7	2.4	2.7	2.8
37	polling @ 14, 16 @ s1_before_s2	4.5	4.4	2.9	3.7
38	firewire @ false, 36, 400 @ time_sending	3.9	1.6	3.8	3.9
39	firewire @ false, 36, 200 @ time_sending	3.9	1.6	3.8	4
40	firewire @ false, 36, 600 @ time_sending	3.9	1.6	3.8	4
41	csma @ 4, 2 @ time_min	4.1	3.7	4.1	4.1
42	firewire @ false, 36, 600 @ time_max	3.9	2.3	3.8	4.1
43	firewire @ false, 36, 800 @ time_max	3.9	2.3	3.9	4.1
44	firewire @ false, 36, 800 @ time_sending	4	1.7	3.9	4.1
45	firewire @ false, 36, 200 @ time_max	4	2.3	3.9	4.2
46	firewire @ false, 36, 400 @ time_max	4	2.2	3.9	4.2
47	consensus @ 4, 4 @ steps_max	3.2	3.5	1.7	4.9
48	firewire @ true, 3, 400 @ time_sending	5.1	2.6	5.1	5.1
49	firewire @ true, 3, 400 @ time_max	5.1	2.7	5.1	5.2
50	csma @ 4, 2 @ time_max	6.8	3.6	6.7	6.5
51	csma @ 3, 4 @ time_min	7.2	6.2	7.3	7.2
52	firewire @ true, 3, 600 @ time_min	7	6.2	7	7.4
53	eajs @ 4, 200, 9 @ ExpUtil	7.5	5	7.5	7.6
54	polling @ 15, 16 @ s1_before_s2	10.4	10.5	6.7	8.5
55	csma @ 3, 4 @ time_max	10	6.1	10	9.8
56	mapk_cascade @ 4, 30 @ activated_time	15	5.4	2.7	11.4

*Continued on next page*

Table 3 – *Continued from previous page*

Instance		Time (seconds)			
#	Model @ Parameters @ Property	IVI	OVI	SVI	GVI
57	firewire @ true, 3, 800 @ time_min	12.4	11.2	12.5	12.7
58	dpm @ 6, 4, 5 @ TminQueuesFull	10	126.3	8	13
59	firewire @ true, 3, 600 @ time_max	12.9	6.8	12.9	13
60	flexible-manufacturing @ 21, 1 @ M3Fail_E	8.6	27.5	6.6	13.2
61	firewire @ true, 3, 600 @ time_sending	12.6	6.4	12.7	13.4
62	polling @ 16, 16 @ s1_before_s2	24.1	26.2	15.6	20.1
63	firewire @ true, 3, 800 @ time_max	22.1	11.6	22.1	22.5
64	firewire @ true, 3, 800 @ time_sending	22.6	11.2	22.5	22.8
65	philosophers @ 16, 1 @ MinExpTimeDeadlock	25	35.1	18.7	23.2
66	dpm @ 6, 6, 5 @ PminQueue1Full	24.9	46.5	25.4	25
67	eajs @ 5, 250, 11 @ ExpUtil	34.3	22.1	34.4	33.9
68	consensus @ 6, 2 @ steps_min	42.9	66.7	34.8	40.7
69	polling @ 17, 16 @ s1_before_s2	54.2	60.2	35.4	45.1
70	mapk_cascade @ 5, 30 @ activated_time	68.1	40	11.6	51.7
71	firewire @ true, 36, 200 @ time_min	61.5	54.2	61.9	65.7
72	polling @ 18, 16 @ s1_before_s2	122.2	142.9	80.6	101.8
73	consensus @ 6, 2 @ steps_max	119.8	103.6	57.6	112.9
74	eajs @ 6, 300, 13 @ ExpUtil	112.1	70.4	112.9	114
75	dpm @ 8, 4, 5 @ PminQueue1Full	117.4	206.1	119.9	118.4
76	coupon @ 9, 4, 5 @ exp_draws	120.3	83.3	118.7	127.6
77	firewire @ true, 36, 200 @ time_sending	133.1	55.9	133.2	136.9
78	firewire @ true, 36, 200 @ time_max	131.8	104.8	133.3	140.2
79	mapk_cascade @ 6, 30 @ activated_time	241.6	178.9	40.2	177.2
80	polling @ 19, 16 @ s1_before_s2	270.6	331.6	179.4	225.9
81	firewire @ true, 36, 400 @ time_min	406.7	348.7	410.2	434.4
82	egl @ 10, 2 @ messagesB	446.1	378.1	442.2	455.3
83	egl @ 10, 2 @ messagesA	442.9	375.9	452.3	457.1
SUM		3250.3	3092.8	2739.3	3167.2

Table 4: Detailed experimental results measuring time in seconds for each algorithm over instance in Group 4.

Instance		Time (seconds)			
#	Model @ Parameters @ Property	IVI	OVI	SVI	GVI
1	embedded @ 2, 12 @ actuators	0.6	0.1	0.2	0
2	embedded @ 2, 12 @ io	0.5	0.2	0.2	0
3	embedded @ 2, 12 @ main	0.6	0.1	0.2	0
4	embedded @ 2, 12 @ sensors	0.5	0.1	0.2	0
5	embedded @ 3, 12 @ actuators	0.8	0.2	0.3	0
6	embedded @ 3, 12 @ io	0.8	0.2	0.3	0

*Continued on next page*

Table 4 – *Continued from previous page*

Instance		Time (seconds)			
#	Model @ Parameters @ Property	IVI	OVI	SVI	GVI
7	embedded @ 3, 12 @ main	0.8	0.2	0.3	0
8	embedded @ 3, 12 @ sensors	0.7	0.2	0.3	0
9	embedded @ 4, 12 @ actuators	1	0.2	0.4	0
10	embedded @ 4, 12 @ io	1	0.3	0.4	0
11	embedded @ 4, 12 @ main	1	0.2	0.4	0
12	embedded @ 4, 12 @ sensors	0.9	0.2	0.4	0
13	embedded @ 5, 12 @ actuators	1.2	0.2	0.4	0
14	embedded @ 5, 12 @ io	1.2	0.3	0.5	0
15	embedded @ 5, 12 @ main	1.3	0.2	0.4	0
16	embedded @ 5, 12 @ sensors	1.1	0.2	0.4	0
17	embedded @ 6, 12 @ main	1.4	0.2	0.5	0
18	embedded @ 7, 12 @ main	1.6	0.3	0.5	0
19	embedded @ 8, 12 @ main	1.8	0.3	0.6	0
20	haddad-monmege @ 20, 0.7 @ target	3.8	0.3	2	0
21	embedded @ 2, 12 @ danger_time	0.6	0.1	0.2	0
22	embedded @ 2, 12 @ up_time	0.6	0.1	0.2	0
23	embedded @ 3, 12 @ danger_time	0.8	0.1	0.2	0
24	embedded @ 3, 12 @ up_time	0.8	0.1	0.2	0
25	embedded @ 4, 12 @ danger_time	1.1	0.2	0.3	0
26	embedded @ 4, 12 @ up_time	1	0.2	0.3	0
27	embedded @ 5, 12 @ danger_time	1.4	0.2	0.3	0
28	embedded @ 5, 12 @ up_time	1.2	0.2	0.3	0
29	embedded @ 6, 12 @ danger_time	1.7	0.2	0.4	0
30	embedded @ 6, 12 @ up_time	1.4	0.2	0.4	0
31	embedded @ 7, 12 @ danger_time	2	0.3	0.4	0
32	embedded @ 7, 12 @ up_time	1.6	0.2	0.4	0
33	embedded @ 8, 12 @ danger_time	2.4	0.3	0.5	0
34	embedded @ 8, 12 @ up_time	1.8	0.3	0.5	0
35	haddad-monmege @ 20, 0.7 @ exp_steps	4	0.3	1.5	0
36	csma @ 3, 2 @ some_before	0.2	0.2	0.2	0.1
37	dpm @ 4, 4, 25 @ PminQueuesFull	0.1	0.2	0.1	0.1
38	dpm @ 4, 4, 5 @ PminQueuesFull	0.1	0.2	0.1	0.1
39	embedded @ 6, 12 @ actuators	1.4	0.2	0.5	0.1
40	embedded @ 6, 12 @ io	1.4	0.3	0.6	0.1
41	embedded @ 6, 12 @ sensors	1.2	0.2	0.5	0.1
42	embedded @ 7, 12 @ actuators	1.5	0.3	0.6	0.1
43	embedded @ 7, 12 @ io	1.6	0.4	0.7	0.1
44	embedded @ 7, 12 @ sensors	1.4	0.3	0.6	0.1
45	embedded @ 8, 12 @ actuators	1.7	0.3	0.6	0.1
46	embedded @ 8, 12 @ io	1.7	0.4	0.7	0.1
47	embedded @ 8, 12 @ sensors	1.5	0.3	0.6	0.1
48	ftwc @ 4, 5 @ TimeMax	5	1.5	4.7	0.1

*Continued on next page*

Table 4 – *Continued from previous page*

Instance		Time (seconds)			
#	Model @ Parameters @ Property	IVI	OVI	SVI	GVI
49	ftwc @ 4, 5 @ TimeMin	3.7	1.5	3.4	0.1
50	consensus @ 2, 16 @ c2	0.2	4.4	0.2	0.2
51	consensus @ 4, 2 @ c2	0.2	0.5	0.2	0.2
52	consensus @ 4, 2 @ disagree	0.2	0.6	0.2	0.2
53	dpm @ 4, 4, 25 @ TminQueuesFull	0.2	0.9	0.2	0.2
54	dpm @ 4, 4, 5 @ TminQueuesFull	0.2	1	0.2	0.2
55	dpm @ 4, 6, 100 @ PminQueue1Full	0.3	0.4	0.3	0.3
56	dpm @ 4, 6, 100 @ PminQueuesFull	0.3	0.7	0.4	0.3
57	dpm @ 4, 6, 25 @ PminQueue1Full	0.3	0.4	0.3	0.3
58	dpm @ 4, 6, 25 @ PminQueuesFull	0.3	0.7	0.4	0.3
59	dpm @ 4, 6, 50 @ PminQueue1Full	0.3	0.4	0.3	0.3
60	dpm @ 4, 6, 50 @ PminQueuesFull	0.3	0.7	0.4	0.3
61	exploding-blocksworld @ 5 @ goal	0.4	0.3	0.3	0.3
62	polling @ 11, 16 @ s1_before_s2	0.4	0.4	0.3	0.3
63	consensus @ 4, 2 @ steps_min	0.3	0.4	0.3	0.3
64	coupon @ 7, 3, 5 @ collect_all	0.5	0.5	0.5	0.4
65	echoring @ 2 @ MinFailed	0.4	0.5	0.4	0.4
66	firewire @ true, 3, 200 @ elected	0.4	0.5	0.4	0.4
67	ftwc @ 8, 5 @ TimeMax	43.5	10.1	42	0.4
68	ftwc @ 8, 5 @ TimeMin	28.5	10.5	27	0.4
69	consensus @ 4, 4 @ c2	0.9	8	1	0.7
70	dpm @ 4, 8, 100 @ PminQueue1Full	0.8	1.4	0.8	0.8
71	dpm @ 4, 8, 25 @ PminQueue1Full	0.8	1.4	0.8	0.8
72	dpm @ 4, 8, 5 @ PminQueue1Full	0.8	1.4	0.8	0.8
73	egl @ 5, 8 @ messagesA	0.8	1	0.8	0.8
74	crowds @ 4, 20 @ positive	1	0.9	0.9	0.9
75	dpm @ 4, 8, 100 @ PminQueuesFull	0.9	2.4	1	0.9
76	dpm @ 4, 8, 25 @ PminQueuesFull	0.9	2.4	1	0.9
77	dpm @ 4, 8, 5 @ PminQueuesFull	0.9	2.4	1	0.9
78	consensus @ 4, 4 @ disagree	1.1	9.8	1.3	1.1
79	dpm @ 6, 4, 5 @ PminQueue1Full	2.9	4.6	2.9	2.8
80	dpm @ 6, 4, 5 @ PminQueuesFull	3.8	7.1	3.8	3.7
81	consensus @ 6, 2 @ c2	16.9	90.4	19.7	13.8
82	consensus @ 6, 2 @ disagree	26	133.8	30.5	22.1
83	dpm @ 6, 6, 5 @ PminQueuesFull	31	76.5	31.6	29.5
84	dpm @ 6, 8, 5 @ PminQueue1Full	130	252.4	134.8	128.6
85	dpm @ 6, 8, 5 @ PminQueuesFull	156.9	426.4	154	145.3
86	dpm @ 8, 4, 5 @ PminQueuesFull	157	312	160.4	148.9
SUM		678.1	1381.7	650.3	510.4

## F Comparative Grouping

In this section, we provide alternative distribution of instances in groups 3 and 4 focusing on the other VI-based approaches. Note that, in Section 6 instances that do not belong to groups 1 and 2 are divided with respect to our algorithm GVI and Figure 1 presents instances ordered by the time GVI takes. Below, we provide the corresponding presentation focusing on the other VI-based approaches.

The benchmark set contains 636 instances. There are 162 instances where some of the algorithms considered timed out (at 600 seconds) or failed. Omitting these 162 instances leaves a total of 474 instances that we analyze. We grouped the instances depending on the focus variant as follows.

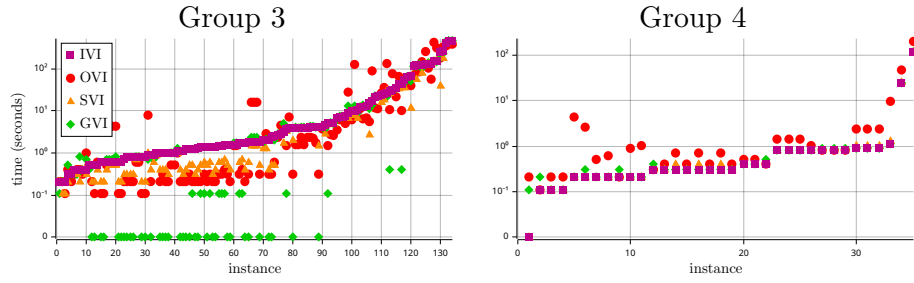
- Group 1: instances where all algorithms are fast, i.e., they take at most 0.1 seconds (170 instances).
- Group 2: from the rest, those where the fastest and slowest algorithms are only at most 1.10 times of each other (135 instances).
- Group 3: from the rest, those where the focus variant is not the fastest.
- Group 4: all other instances not considered before.

In the rest of the section we present the concrete groups 3 and 4 for different focus variants.

### F.1 IVI

Focusing on IVI, the new distribution of groups 3 and 4 is as follows. In Group 3, the average and median speedups on the overall performance are as follows compared to IVI. On average, OVI is 0.91 times faster, SVI is 1.17 times faster, and GVI is 1.08 times faster. With respect to the median, OVI is 1.20 times faster, SVI is 1.39 times faster, and GVI is 2.25 times faster. In Group 4, which is favorable for IVI, the average and median speedup on the overall performance of IVI are as follows. On average, IVI is 1.87 times faster than OVI, 1.03 times faster than SVI, and 1.02 times faster than GVI. With respect to the median, IVI is 2.34 times faster than OVI, 1.34 times faster than SVI, and 1.00 times faster than GVI.

Figure 3 shows the time (total execution time in the machine, not just CPU time) measured in seconds for every algorithm for each instance in the last two groups. Instances are ordered by the time achieved by our algorithm. Note that the  $y$ -axes are on a logarithmic scale.

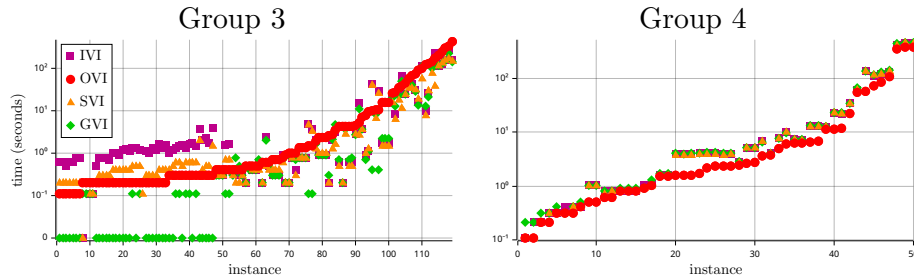


**Fig. 3.** Time in seconds of all algorithms over instances not in groups 1 and 2 in increasing order according to IVI and displayed in logarithmic scale. Group 3 in this graph contains instances where IVI is not the fastest. Group 4 contains the rest of the instances, which is beneficial for IVI.

## F.2 OVI

Focusing on OVI, the new distribution of groups 3 and 4 is as follows. In Group 3, the average and median speedups on the overall performance are as follows compared to OVI. On average, IVI is 1.55 times faster, SVI is 2.20 times faster, and GVI is 1.89 times faster. With respect to the median, IVI is 0.42 times faster, SVI is 1.00 times faster, and GVI is 1.67 times faster. In Group 4, which is favorable for OVI, the average and median speedup on the overall performance of OVI are as follows. On average, OVI is 1.30 times faster than IVI, 1.30 times faster than SVI, and 1.35 times faster than GVI. With respect to the median, OVI is 1.74 times faster than IVI, 1.70 times faster than SVI, and 1.79 times faster than GVI.

Figure 4 shows the time (total execution time in the machine, not just CPU time) measured in seconds for every algorithm for each instance in the last two groups. Instances are ordered by the time achieved by our algorithm. Note that the  $y$ -axes are on a logarithmic scale.

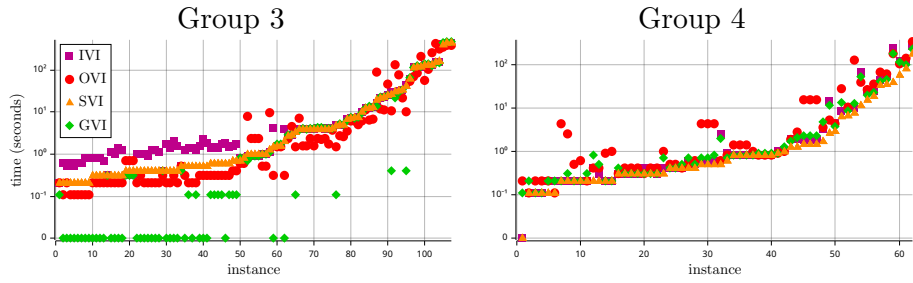


**Fig. 4.** Time in seconds of all algorithms over instances not in groups 1 and 2 in increasing order according to OVI and displayed in logarithmic scale. Group 3 in this graph contains instances where OVI is not the fastest. Group 4 contains the rest of the instances, which is beneficial for OVI.

### F.3 SVI

Focusing on SVI, the new distribution of groups 3 and 4 is as follows. In Group 3, the average and median speedups on the overall performance are as follows compared to SVI. On average, IVI is 1.00 times faster, OVI is 0.89 times faster, and GVI is 1.03 times faster. With respect to the median, IVI is 0.59 times faster, OVI is 1.43 times faster, and GVI is 2.50 times faster. In Group 4, which is favorable for SVI, the average and median speedup on the overall performance of SVI are as follows. On average, SVI is 2.00 times faster than IVI, 2.39 times faster than OVI, and 1.69 times faster than GVI. With respect to the median, SVI is 1.60 times faster than IVI, 2.00 times faster than OVI, and 1.60 times faster than GVI.

Figure 5 shows the time (total execution time in the machine, not just CPU time) measured in seconds for every algorithm for each instance in the last two groups. Instances are ordered by the time achieved by our algorithm. Note that the  $y$ -axes are on a logarithmic scale.



**Fig. 5.** Time in seconds of all algorithms over instances not in groups 1 and 2 in increasing order according to SVI and displayed in logarithmic scale. Group 3 in this graph contains instances where SVI is not the fastest. Group 4 contains the rest of the instances, which is beneficial for SVI.

### F.4 GVI

We present the results focusing on GVI, including average and median statistics. In Group 3, the average and median speedups on the overall performance are as follows compared to GVI. On average, IVI is 0.98 times faster, OVI is 1.03 times faster, and SVI is 1.16 times faster. With respect to the median, IVI is 1.06 times faster, OVI is 1.14 times faster, and SVI is 1.08 times faster. In Group 4, which is favorable for GVI, the average and median speedup on the overall performance of GVI are as follows. On average, GVI is 1.33 times faster than IVI, 2.71 times faster than OVI, and 1.28 times faster than SVI. With respect to the median, GVI is 10.00 times faster than IVI, 3.00 times faster than OVI, and 4.00 times faster than SVI.

Figure 1 shows the time (total execution time in the machine, not just CPU time) measured in seconds for every algorithm for each instance in the last two

groups. Instances are ordered by the time achieved by our algorithm. Note that the  $y$ -axes are on a logarithmic scale.

### F.5 Summary

Table 5 and Table 6 shows all relevant quantities for groups 3 and 4 respectively.

**Table 5.** Relative speedups of groups 3 varying the VI-based variant of focus. Larger values means that the focus variant is slower.

Focus variant	Speedup of other variant							
	Average				Median			
	IVI	OVI	SVI	GVI	IVI	OVI	SVI	GVI
IVI	1.00	1.15	1.15	0.82	1.00	1.07	1.89	2.13
OVI	1.14	1.00	1.47	0.74	1.50	1.00	3.00	4.00
SVI	1.03	1.21	1.00	0.91	0.98	1.90	1.00	0.98
GVI	1.32	1.39	1.45	1.00	1.70	1.07	2.13	1.00

**Table 6.** Relative speedups of groups 4 varying the VI-based variant of focus. Larger values means that the focus variant is faster.

Focus variant	Speedup over other variant							
	Average				Median			
	IVI	OVI	SVI	GVI	IVI	OVI	SVI	GVI
IVI	1.00	1.51	1.26	1.80	1.00	1.00	1.00	1.50
OVI	1.27	1.00	1.28	1.39	1.19	1.00	1.00	1.37
SVI	1.59	1.76	1.00	2.59	2.00	3.34	1.00	1.67
GVI	18.92	5.86	15.55	1.00	10.00	3.00	4.00	1.00