

Enhancing BERTopic with Intermediate Layer Representations

Dominik Koterwa¹ and Maciej Świtła¹

¹Faculty of Economic Sciences, University of Warsaw

Correspondence: koterwadominik@icloud.com

Abstract

BERTopic is a topic modeling algorithm that leverages Transformer-based embeddings to create dense clusters, enabling the estimation of topic structures and the extraction of valuable insights from a corpus of documents. This approach allows users to efficiently process large-scale text data and gain meaningful insights into its structure. While BERTopic is a powerful tool, embedding preparation can vary, including extracting representations from intermediate model layers and applying transformations to these embeddings. In this study, we evaluate 18 different embedding representations and present findings based on experiments conducted on three diverse datasets. To assess the algorithm’s performance, we report topic coherence and topic diversity metrics across all experiments. Our results demonstrate that, for each dataset, it is possible to find an embedding configuration that performs better than the default setting of BERTopic. Additionally, we investigate the influence of stop words on different embedding configurations.

1 Introduction

Topic modeling (TM) is a popular tool in text mining which attempts to process multiple unlabeled documents and provide valuable insights about their interior, mainly by creating a representation of topics present in them. Throughout the years many topic modeling algorithms have been developed and applied in various fields, such as finance (Aziz et al., 2022; Ogunleye et al., 2023; Raju et al., 2022), social media (Falkenberg et al., 2022; Li et al., 2024; Ramondt et al., 2022), or medicine (Jeon et al., 2023; Yao et al., 2018; Guizzardi et al., 2023). Topic modeling has proven to be a useful tool to retrieve valuable insights about data from different modalities, for example images (Feng and Lapata, 2010), video (Hospedales et al., 2012), and audio (Gong and Poellabauer, 2017). Ongoing advancements are being pursued in the field of topic

modeling, with novel methodologies and insights emerging progressively over time.

One of the more recent advancements in topic modeling is BERTopic (Grootendorst, 2022), a technique that leverages embeddings from Sentence Transformers (Reimers and Gurevych, 2019) and clustering methods to generate coherent and interpretable topics. Sentence Transformers typically consist of multiple stacked encoder layers that process information sequentially. Each encoder layer generates intermediate representations known as *hidden states*. Unlike traditional approaches such as Latent Dirichlet Allocation (LDA) (Blei et al., 2003) or Non-negative Matrix Factorization (NMF) (Paatero and Tapper, 1994), BERTopic incorporates contextualized word representations, allowing it to capture semantic relationships more effectively. This makes it particularly useful for analyzing large-scale text data across various domains. However, despite its growing popularity, the impact of different embedding representations for document encoding has not been yet studied. Most implementations rely on the default setting (Mean pooling with the last layer’s hidden states) without exploring alternative strategies that could potentially enhance quality.

2 Related work

This research is mainly inspired by studies examining the geometry and structure of contextualized word representations. Several works have analyzed the influence of embeddings from different layers of Transformer-based models (Vaswani et al., 2017). Ethayarajh (2019) investigated the contextualization of word representations and the variations in encoding the same words in different contexts. Ma et al. (2019) evaluated embeddings extracted from various encoder layers on a range of downstream and probing tasks, demonstrating that upper-layer embeddings generally yield better per-

formance. However, for certain probing tasks, such as tense classification as well as subject and object number classification, representations from middle layers achieve the best results. The study also examined the effect of pooling methods on model performance, showing significant differences in metric values between various pooling strategies. [Jawahar et al. \(2019\)](#) visualized how BERT embeddings shift across layers and conducted multiple probing experiments, concluding that different layers vary in their ability to encode syntactic and semantic information. Similarly, [Puccetti et al. \(2021\)](#) applied logistic regression ([Tibshirani, 1996](#)) to BERT activations and presented results on 68 sentence-level probing tasks. Their findings suggest that specific groups of hidden units are more relevant to particular linguistic properties and similar tasks. The influence of pooling strategies was also evaluated. [Raganato and Tiedemann \(2018\)](#) explored Transformer representations in a multilingual setting, revealing variations in probing task performance across different layers for all languages examined.

Inspired by previous research, this study investigates whether embeddings extracted from different model layers significantly affect evaluation metrics in a topic modeling setting and whether alternative strategies lead to improved results. To explore these questions, we adopt the same architectural framework as in BERTopic paper.

3 Data

We have decided to use exactly the same datasets evaluated by [Grootendorst \(2022\)](#) to make the results comparable between two works.

Dataset	# Documents	Vocab Size	Avg Words	Most Common Words
20 Newsgroups	16,309	1,612	48.2	make, people, time good, work, year system, file, find give
Trump Tweets	44,252	20,319	15.86	great, trump, thank people, would, get new, president, like big
United Nations	50,422	29,157	68.38	united, security, nations development, world, must international, also, peace countries

Table 1: Descriptive statistics of datasets used in experiments.

The BBC News dataset ([Greene and Cunningham, 2006](#)) was replaced with transcriptions of United Nations (UN) General Debates from 2006

to 2015¹. The UN debates corpus was previously used in the BERTopic article but specifically in the dynamic topic modeling setting. This substitution was made due to the limited size of the BBC News dataset, which contained only 2,225 observations. During evaluation, the BERTopic algorithm reduces the number of topics from an initially calculated value to a user-specified parameter. For this dataset, the evaluation tool consistently detected fewer topics than the user-defined parameter. As a result, the calculated results showed minimal variation in nearly all tested configurations.

Trump’s tweets² from 2009 to 2021, totaling 44,252 observations (excluding retweets), serve as a source of short-text data. Since BERTopic has been applied to tweets from various domains, analyzing this dataset can provide valuable insights across multiple fields.

The 20 Newsgroups dataset³ consists of 16,309 news articles across 20 categories. This dataset complements the other two, allowing for evaluations across three distinct domains. More details on the structure of the datasets are provided in Table 1.

4 Experiments

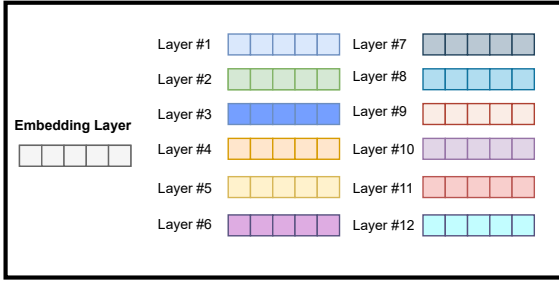
Our embedding configurations closely follow those used by [Devlin et al. \(2019\)](#), with six distinct retrieval methods implemented. Embedding retrieval is performed by extracting hidden states from specific encoders. We then apply functions such as summation or concatenation to construct final embeddings for evaluation. The following representations are used:

1. Output from the last layer
2. Output from the embedding layer
3. Sum of outputs from all layers
4. Output from the second-to-last layer
5. Sum of outputs from the last four layers
6. Concatenation of outputs from the last four layers

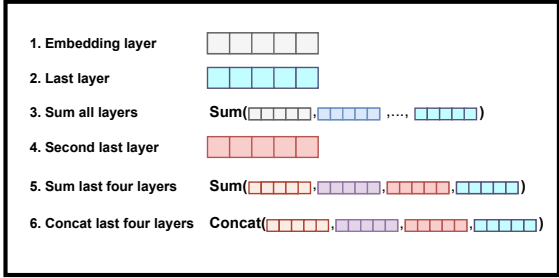
¹https://runestone.academy/runestone/books/published/htlads/_static/un-general-debates.csv

²<https://www.thetrumparchive.com/faq>

³https://github.com/MIND-Lab/OCTIS/tree/master/preprocessed_datasets/20NewsGroup



(a) Possible to retrieve embeddings from the model.



(b) Configurations of embeddings used in experiments.

Figure 1: Visualization of embedding configurations used in our experiments, "Sum" refers to summing the embeddings, while "Concat" indicates concatenating the representations.

An illustration of the model’s possible outputs and the evaluated configurations is provided in Figure 1. In addition, three pooling methods—Mean, Max, and CLS pooling—were incorporated into the experimental setup, resulting in a total of 18 configurations. To retrieve embeddings from various layers, we used the same model as Grootendorst (2022), specifically the *all-mpnet-base-v2* model from the Sentence Transformers library⁴. The evaluation was conducted using the pipeline from BERTopic’s author⁵. We assess the performance of the topic modeling algorithm using topic diversity and topic coherence, two widely used metrics in topic modeling research. Topic coherence is measured using normalized pointwise mutual information (NPMI) (Bouma, 2009), where the scale ranges from -1 to 1, with 1 indicating an ideal relationship. Topic diversity quantifies the percentage of unique words among the top words of all topics (Dieng et al., 2020), with a diversity close to 0 indicating redundant topics and a diversity close to 1 indicating more varied topics. While overall quality is sometimes calculated as the product of topic coherence and diversity, we report these

⁴<https://www.sbert.net/#>

⁵https://github.com/MaartenGr/BERTopic_evaluation

metrics separately in our analysis. It is important to note that commonly reported metrics in topic modeling may not fully capture algorithm quality. These metrics can provide useful indications, but a more thorough self-made manual assessment is needed to evaluate the results comprehensively. Experiments were conducted for topic counts ranging from 10 to 50, with steps of 10. For each embedding configuration, three runs were performed and the results averaged, resulting in a total of 270 individual runs. We publicly share the code required to reproduce this research as well as all files with calculated results⁶. We recommend that users of our artifacts adhere to ethical guidelines and properly cite our work when using these resources.

5 Results

Stop word removal is a common preprocessing step in topic modeling, and several studies have examined its impact (Schofield et al., 2017; Xu et al., 2017). Our experiments were conducted on datasets both with and without stop words. For stop word removal, we used the NLTK library (Bird, 2006) and its default stop words list. A comparison of performance differences between these dataset versions is presented in 5.2.

5.1 Differences between configurations

Topic coherence and topic diversity metrics for each dataset, pooling method, and embedding configuration are presented in Table 2. Analyzing results across 18 different settings allows us to assess variability and determine whether any configuration outperforms the default one used in BERTopic. Below we present conclusions drawn from Table 2:

1. Embedding Layer (CLS pooling) performs the worst in terms of topic coherence across all datasets, with negative values for Trump Tweets (-0.032) and United Nations (-0.038).
2. On the other hand, Embedding Layer (Mean pooling) records the highest value of topic coherence for United Nations (0.07) and 20 Newsgroups (0.144)
3. CLS pooling is performing the worst in 14 out of 18 experiments (77.8%) concerning topic coherence and in 16 out of 18 (88.9%) experiments in terms of topic diversity. An ex-

⁶https://github.com/dkoterwa/optimizing_bertopic

Method	Configuration	Pooling	Dataset					
			Trump Tweets		United Nations		20 Newsgroups	
			TC	TD	TC	TD	TC	TD
BERTopic	Embedding Layer	Max	0.06	0.648	0.039	0.886	0.104	0.856
		Mean	0.063	0.695	0.07	0.556	0.144	0.819
		CLS	-0.032	0.183	-0.038	0.083	0.01	0.709
	Second Last Layer	Max	0.07	0.676	0.047	0.488	0.118	0.861
		Mean	0.066	0.65	0.039	0.456	0.109	0.829
		CLS	0.039	0.553	0.016	0.473	0.056	0.703
	Last Layer	Max	0.064	0.676	0.043	0.455	0.142	0.824
		Mean (default)	0.061	0.667	0.035	0.437	0.141	0.815
		CLS	0.059	0.656	0.04	0.441	0.129	0.777
	Concat Last Four Layers	Max	0.072	0.668	0.05	0.467	0.141	0.839
		Mean	0.068	0.665	0.042	0.465	0.125	0.804
		CLS	0.061	0.66	0.037	0.434	0.129	0.774
	Sum Last Four Layers	Max	0.067	0.679	0.051	0.482	0.129	0.942
		Mean	0.069	0.666	0.042	0.465	0.12	0.82
		CLS	0.062	0.66	0.036	0.433	0.129	0.778
	Sum All Layers	Max	0.072	0.693	0.059	0.501	0.099	0.931
		Mean	0.064	0.696	0.052	0.619	0.125	0.858
		CLS	0.061	0.652	0.033	0.429	0.125	0.77
LDA			-0.011 [†]	0.502 [†]	-0.032	0.481	0.058 [†]	0.749 [†]
NMF			0.009 [†]	0.379 [†]	0.002	0.305	0.089 [†]	0.663 [†]

Table 2: Topic coherence (TC) and topic diversity (TD) calculated for evaluation datasets. Highest value of topic coherence and topic diversity has been bolded for each dataset. Each score is the average of 15 runs, with 3 runs conducted at topic counts of 10, 20, 30, 40, and 50. [†]Results come from Grootendorst (2022).

periment refers to testing a particular embedding configuration and pooling on a specific dataset.

4. Max pooling guarantees the highest value of topic diversity in 15 out of 18 experiments (83.3%).
5. There exists no configuration that yields significantly better outcomes across all datasets.
6. For all datasets, we are always able to find a configuration that offers higher topic coherence and topic diversity values than the default option used in BERTopic (output from the last layer with Mean pooling).
7. The default configuration of BERTopic surpasses traditional topic modeling techniques like LDA and NMF across all evaluation metrics on benchmark datasets, except for topic diversity on the United Nations dataset, where LDA scores higher. However, by employing intermediate layer representations, BERTopic not only improves its default performance but also exceeds LDA in achieving greater topic diversity on this specific dataset.

5.2 Influence of stop words removal

Removing stop words led to a shift in the best-performing configuration across nearly all scenarios for both topic coherence and topic diversity. The results for this experimental setting are shown in Table 3. The Embedding Layer configuration no longer achieves the highest topic coherence in any setting. Configurations based on embedding aggregation rank higher after stop words are removed and outperform others in topic coherence for two out of three datasets. The presence of stop word noise appears to hinder the ability of higher transformer layers and aggregation mechanisms to construct clean semantic representations. This limitation is mitigated when stop words are removed, enabling more accurate and diverse topic modeling. The default BERTopic configuration does not emerge as the best in any scenario after stop word removal. There is always an alternative setting that ensures higher topic coherence and topic diversity.

The CLS pooling strategy remains the worst performer after stop word removal, achieves the lowest topic coherence in 15 out of 18 experiments (83.3%) and the lowest topic diversity in 16 out of 18 experiments (88.9%). Other pooling methods (Mean and Max) aggregate information from the entire input sequence, helping BERTopic pro-

Method	Configuration	Pooling	Dataset					
			Trump Tweets		United Nations		20 Newsgroups	
			TC	TD	TC	TD	TC	TD
BERTopic	Embedding Layer	Max	0.082	0.844	0.019	0.873	0.116	0.893
		Mean	0.046	0.848	0.161	0.807	0.163	0.861
		CLS	-0.165	0.673	-0.008	0.224	0.014	0.694
	Second Last Layer	Max	0.092	0.846	0.152	0.808	0.134	0.881
		Mean	0.091	0.857	0.152	0.809	0.155	0.851
		CLS	0.028	0.784	0.092	0.688	0.088	0.7
	Last Layer	Max	0.078	0.875	0.148	0.763	0.169	0.851
		Mean (default)	0.067	0.863	0.144	0.765	0.164	0.842
		CLS	0.069	0.858	0.138	0.754	0.152	0.824
	Concat Last Four Layers	Max	0.089	0.843	0.146	0.774	0.153	0.89
		Mean	0.086	0.861	0.148	0.789	0.157	0.827
		CLS	0.064	0.864	0.137	0.744	0.15	0.812
	Sum Last Four Layers	Max	0.095	0.864	0.154	0.786	0.183	0.961
		Mean	0.084	0.853	0.155	0.804	0.14	0.873
		CLS	0.068	0.863	0.139	0.757	0.148	0.818
	Sum All Layers	Max	0.095	0.868	0.154	0.781	0.092	0.975
		Mean	0.067	0.869	0.163	0.834	0.15	0.896
		CLS	0.053	0.847	0.138	0.738	0.147	0.81
LDA			-0.067	0.925	0.045	0.758	0.063	0.75
NMF			0.025	0.58	0.083	0.597	0.089	0.666

Table 3: Topic coherence (TC) and topic diversity (TD) calculated for evaluation datasets without stop words. Highest value of topic coherence and topic diversity has been bolded for each dataset. Each score is the average of 15 runs, with 3 runs conducted at topic counts of 10, 20, 30, 40, and 50.

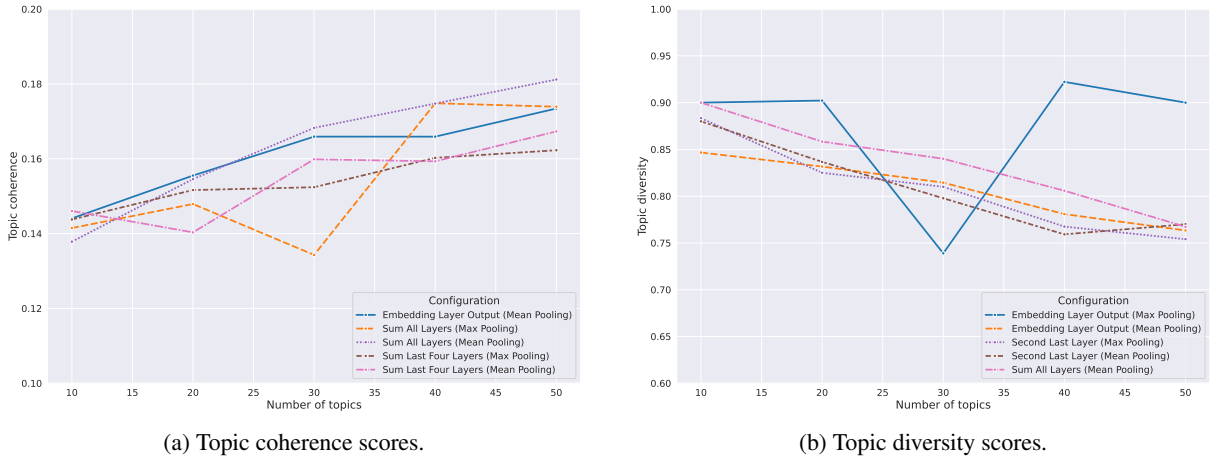
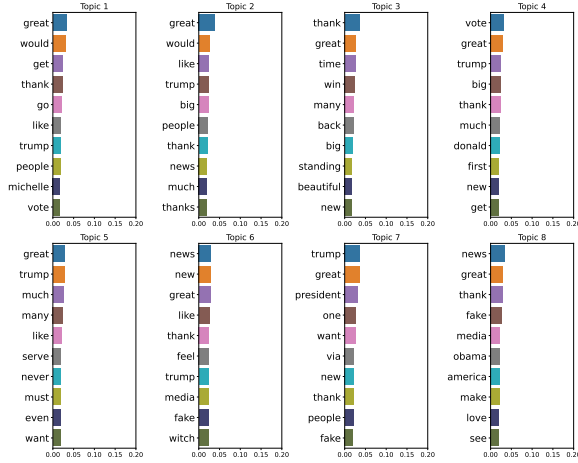


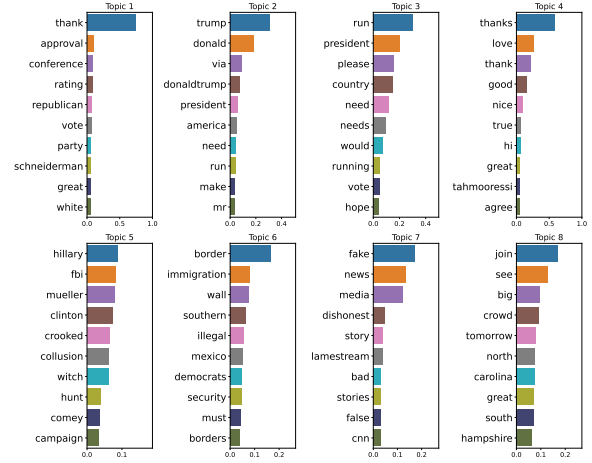
Figure 2: Topic coherence and topic diversity scores on the United Nations dataset (without stop words) across number of topics (10–50, step 10) for the 5 best-performing configurations.

duce more coherent and diverse topic representations. Across a total of 54 experiments, comprising six configuration types, three datasets, and three pooling strategies, stop word removal improves topic coherence in 48 cases (88.9%) and increases topic diversity in 51 cases (94.4%). This supports the conclusion that removing stop words enhances BERTopic’s performance. LDA and NMF still fall behind BERTopic, however, LDA achieves the highest topic diversity across all methods on Trump Tweets dataset. The values in Table 3 present aggregated scores over different topic counts. Figure

2 displays the values of topic coherence and topic diversity across varying numbers of topics on the United Nations dataset (without stop words) for the five best-performing configurations. Increasing the number of topics generally leads to higher topic coherence, while reducing topic diversity, except for the Embedding Layer Output with Max pooling, which does not follow this trend for topic diversity.



(a) Topic word scores for Embedding Layer with CLS pooling configuration.



(b) Topic word scores for Sum All Layers with Max pooling configuration.

Figure 3: Visualization of the top eight topics with words representing them for the worst (Embedding Layer with CLS Pooling) and best (Sum All Layers with Max pooling) configurations.

5.3 Visualizing topics from different configurations

Visualizing the structure of estimated topics, such as those generated by BERTopic, is essential to gain insights into how the model operates and evaluate its performance. Assessing the quality of topic models based solely on metric values (e.g., coherence or diversity scores) can be challenging, as these metrics may not fully capture the interpretability or relevance of the extracted topics. By visualizing the topics, users can better understand the structure and coherence of the generated themes, which helps in assessing the model’s effectiveness.

For worst and best performing configuration in terms of topic coherence for Trump Tweets without stop words, we present top 8 topics and most influential words for each of them in Figure 3. Difference in the structure of topics is clearly visible. Word scores for worst setting (Embedding Layer with CLS pooling) are more uniformly distributed. It means that there are no sets of words notably characterizing specific topic. This configuration also achieved low value of topic diversity (0.673). Several words, such as "trump", "great", "people" or "thank" repeat in many topics. Based on results from this configuration, we cannot draw valuable conclusions. On the other hand, the best setting (Sum All Layers with Max pooling) provides clear structure of resulting topics. High topic diversity (0.868) assures variability in topics. It is easy to infer from them that Donald Trump mentions immigration on the border with Mexico (Topic 6) or

fake news (Topic 7) in his tweets.

5.4 Dynamic Topic Modeling

Dynamic topic modeling (DTM) encompasses techniques designed to analyze how topics evolve over time, providing insights into their representation across different time periods. This approach has been widely used in various scientific research contexts (Zosa and Granroth-Wilding, 2019; Zhang et al., 2015; Sleeman et al., 2021).

Method	Configuration	Pooling	Dataset			
			Trump Tweets		United Nations	
			TC	TD	TC	TD
BERTopic	Embedding Layer	Max	0.085	0.842	0.009	0.903
		Mean	0.096	0.881	0.174	0.856
		CLS	-0.099	0.945	-0.087	0.760
	Second Last Layer	Max	0.093	0.865	0.163	0.85
		Mean	0.084	0.859	0.142	0.811
		CLS	0.05	0.812	0.03	0.673
	Last Layer	Max	0.095	0.869	0.144	0.808
		Mean (default)	0.082	0.875	0.132	0.78
		CLS	0.076	0.877	0.131	0.805
	Concat Last Four Layers	Max	0.102	0.846	0.152	0.815
		Mean	0.078	0.863	0.139	0.798
		CLS	0.073	0.863	0.122	0.796
	Sum Last Four Layers	Max	0.090	0.855	0.155	0.834
		Mean	0.074	0.872	0.150	0.795
		CLS	0.076	0.854	0.122	0.795
	Sum All Layers	Max	0.099	0.853	0.157	0.843
		Mean	0.095	0.867	0.041	0.813
		CLS	0.077	0.852	0.123	0.790
LDA Sequence			0.09 [†]	0.715 [†]	0.173 [†]	0.82 [†]

Table 4: Topic coherence (TC) and topic diversity (TD) for Trump Tweets and United Nations datasets in the dynamic topic modeling setting. Highest value of topic coherence and topic diversity has been bolded for each dataset. Scores were computed at each of the 9 timesteps per dataset, and then averaged over 3 runs for every timestep. [†]Results come from Grootendorst (2022).

We evaluated all configurations in the dynamic topic modeling scenario using the Trump Tweets and United Nations datasets and present the re-

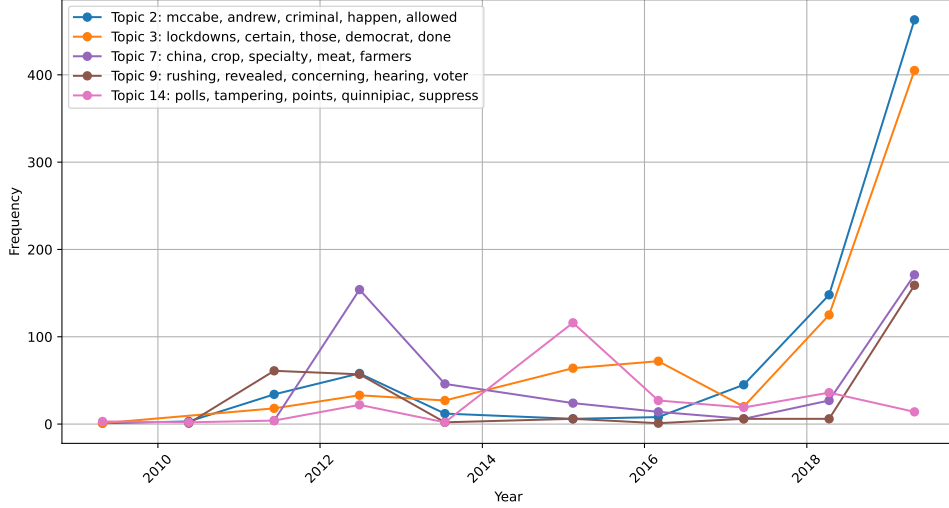


Figure 4: Frequency of selected topics estimated from Trump Tweets dataset over the years. Topics have been created by utilizing the best configuration in terms of topic coherence (Concat Last Four Layers with Max pooling).

sults in Table 4. Most findings align with those in 5.1. CLS pooling consistently performs the worst, while Max pooling achieves the highest performance in most experiments. For each dataset, there is always a configuration that outperforms the default BERTopic setting. The traditional dynamic topic modeling approach (LDA Seq) achieves better topic coherence on two datasets and higher topic diversity on one compared to the default BERTopic configuration. However, using intermediate layer representations in BERTopic consistently results in higher metric values across all evaluated datasets and outperforms the traditional algorithm.

Dynamic topic modeling, facilitated by BERTopic, enables the analysis of topic evolution over time. Figure 4 illustrates the frequency of selected topics from the Trump Tweets dataset over different years, providing information on their temporal representation.

6 Conclusion

In this work, we explore topic modeling with BERTopic by leveraging representations from different layers of the Transformer model. We demonstrate that searching across various embedding configurations enhances both topic coherence and diversity in traditional and dynamic topic modeling. We analyze the impact of stop words removal and conclude that eliminating stop words from the text corpus improves metric values in nearly all cases. Additionally, we show that the choice of pooling method plays a crucial role in the final topic modeling results, with significant differences in topic

structures between the best and worst performing configurations. In future work, we aim to investigate how BERTopic utilizes knowledge from specific layers to better understand its role in shaping topic structures.

7 Limitations

Searching through embedding configurations leads to better results but comes at the cost of increased evaluation time, which is a limitation of this approach. For instance, evaluating all 18 configurations on the Trump Tweets dataset takes approximately 1.5 hours. A key limitation of topic modeling is the need for manual assessment of the estimated topics, which makes the evaluation time consuming. This issue is further compounded when comparing multiple configurations and analyzing differences in topic structures. This limitation could be mitigated in future work by employing a Large Language Model to automatically assess the quality of the estimated topics—thereby reducing the reliance on manual evaluation.

Another limitation is the lack of interpretability. Although many configurations outperform the default setting in terms of metrics, understanding why and how they achieve better results remains a challenge. As mentioned in 6, we aim to explore this aspect in future work.

References

Saqib Aziz, Michael Dowling, Helmi Hammami, and Anke Piepenbrink. 2022. [Machine learning in fi-](#)

- nance: A topic modeling approach. *European Financial Management*, 28(3):744–770.
- Steven Bird. 2006. [NLTK: The Natural Language Toolkit](#). In *Proceedings of the COLING/ACL 2006 Interactive Presentation Sessions*, pages 69–72, Sydney, Australia. Association for Computational Linguistics.
- David M Blei, Andrew Y Ng, and Michael I Jordan. 2003. [Latent dirichlet allocation](#). *Journal of machine Learning research*, 3(Jan):993–1022.
- Gerlof Bouma. 2009. Normalized (pointwise) mutual information in collocation extraction. *Proceedings of GSCL*, 30:31–40.
- Jacob Devlin, Ming-Wei Chang, Kenton Lee, and Kristina Toutanova. 2019. [BERT: Pre-training of deep bidirectional transformers for language understanding](#). In *Proceedings of the 2019 Conference of the North American Chapter of the Association for Computational Linguistics: Human Language Technologies, Volume 1 (Long and Short Papers)*, pages 4171–4186, Minneapolis, Minnesota. Association for Computational Linguistics.
- Adji B. Dieng, Francisco J. R. Ruiz, and David M. Blei. 2020. [Topic modeling in embedding spaces](#). *Transactions of the Association for Computational Linguistics*, 8:439–453.
- Kawin Ethayarajh. 2019. [How contextual are contextualized word representations? Comparing the geometry of BERT, ELMo, and GPT-2 embeddings](#). In *Proceedings of the 2019 Conference on Empirical Methods in Natural Language Processing and the 9th International Joint Conference on Natural Language Processing (EMNLP-IJCNLP)*, pages 55–65, Hong Kong, China. Association for Computational Linguistics.
- Max Falkenberg, Alessandro Galeazzi, Maddalena Torricelli, Niccolò Di Marco, Francesca Larosa, Madalina Sas, Amin Mekacher, Warren Pearce, Fabiana Zollo, Walter Quattrocioni, and Andrea Baronchelli. 2022. [Growing polarization around climate change on social media](#). *Nature Climate Change*, 12(12):1114–1121.
- Yansong Feng and Mirella Lapata. 2010. [Topic models for image annotation and text illustration](#). In *Human Language Technologies: The 2010 Annual Conference of the North American Chapter of the Association for Computational Linguistics*, pages 831–839, Los Angeles, California. Association for Computational Linguistics.
- Yuan Gong and Christian Poellabauer. 2017. [Topic modeling based multi-modal depression detection](#). AVEC ’17, page 69–76, New York, NY, USA. Association for Computing Machinery.
- Derek Greene and Pádraig Cunningham. 2006. [Practical solutions to the problem of diagonal dominance in kernel document clustering](#). In *Proceedings of the 23rd International Conference on Machine Learning, ICML ’06*, page 377–384, New York, NY, USA. Association for Computing Machinery.
- Maarten Grootendorst. 2022. [Bertopic: Neural topic modeling with a class-based tf-idf procedure](#). *Preprint*, arXiv:2203.05794.
- Stefano Guizzardi, Maria Teresa Colangelo, Prisco Mirandola, and Carlo Galli. 2023. [Modeling new trends in bone regeneration, using the bertopic approach](#). *Regenerative Medicine*, 18(9):719–734.
- Timothy Hospedales, Shaogang Gong, and Tao Xiang. 2012. [Video behaviour mining using a dynamic topic model](#). *International Journal of Computer Vision*, 98(3):303–323.
- Ganesh Jawahar, Benoît Sagot, and Djamé Seddah. 2019. [What does BERT learn about the structure of language?](#) In *Proceedings of the 57th Annual Meeting of the Association for Computational Linguistics*, pages 3651–3657, Florence, Italy. Association for Computational Linguistics.
- Eunji Jeon, Naeun Yoon, and So Young Sohn. 2023. [Exploring new digital therapeutics technologies for psychiatric disorders using bertopic and patentsberta](#). *Technological Forecasting and Social Change*, 186:122130.
- Lingyao Li, Zihui Ma, Lizhou Fan, Sanggyu Lee, Huizi Yu, and Libby Hemphill. 2024. [Chatgpt in education: a discourse analysis of worries and concerns on social media](#). *Education and Information Technologies*, 29(9):10729–10762.
- Xiaofei Ma, Zhiguo Wang, Patrick Ng, Ramesh Nallapati, and Bing Xiang. 2019. [Universal text representation from bert: An empirical study](#). *Preprint*, arXiv:1910.07973.
- Bayode Ogunleye, Tonderai Maswera, Laurence Hirsch, Jotham Gaudoin, and Teresa Brunson. 2023. [Comparison of topic modelling approaches in the banking context](#). *Applied Sciences*, 13(2).
- Pentti Paatero and Unto Tapper. 1994. [Positive matrix factorization: A non-negative factor model with optimal utilization of error estimates of data values†](#). *Environmetrics*, 5:111–126.
- Giovanni Puccetti, Alessio Miaschi, and Felice Dell’Orletta. 2021. [How do BERT embeddings organize linguistic knowledge?](#) In *Proceedings of Deep Learning Inside Out (DeeLIO): The 2nd Workshop on Knowledge Extraction and Integration for Deep Learning Architectures*, pages 48–57, Online. Association for Computational Linguistics.
- Alessandro Raganato and Jörg Tiedemann. 2018. [An analysis of encoder representations in transformer-based machine translation](#). In *Proceedings of the 2018 EMNLP Workshop BlackboxNLP: Analyzing and Interpreting Neural Networks for NLP*, pages 287–297, Brussels, Belgium. Association for Computational Linguistics.

- S. Raju, Vasudeva, Bharath Kumar Bolla, Deepak Kumar Nayak, and Jyothsna Kh. 2022. [Topic modelling on consumer financial protection bureau data: An approach using bert based embeddings](#). In *2022 IEEE 7th International conference for Convergence in Technology (I2CT)*, pages 1–6.
- Steven Ramondt, Peter Kerkhof, and Eva-Maria Merz. 2022. [Blood donation narratives on social media: A topic modeling study](#). *Transfusion Medicine Reviews*, 36(1):58–65.
- Nils Reimers and Iryna Gurevych. 2019. [Sentence-BERT: Sentence embeddings using Siamese BERT-networks](#). In *Proceedings of the 2019 Conference on Empirical Methods in Natural Language Processing and the 9th International Joint Conference on Natural Language Processing (EMNLP-IJCNLP)*, pages 3982–3992, Hong Kong, China. Association for Computational Linguistics.
- Alexandra Schofield, Måns Magnusson, and David Mimno. 2017. [Pulling out the stops: Rethinking stopword removal for topic models](#). In *Proceedings of the 15th Conference of the European Chapter of the Association for Computational Linguistics: Volume 2, Short Papers*, pages 432–436, Valencia, Spain. Association for Computational Linguistics.
- Jennifer Sleeman, Tim Finin, and Milton Halem. 2021. [Understanding cybersecurity threat trends through dynamic topic modeling](#). *Frontiers in Big Data*, 4.
- Robert Tibshirani. 1996. [Regression shrinkage and selection via the lasso](#). *Journal of the Royal Statistical Society. Series B (Methodological)*, 58(1):267–288.
- Ashish Vaswani, Noam Shazeer, Niki Parmar, Jakob Uszkoreit, Llion Jones, Aidan N Gomez, Łukasz Kaiser, and Illia Polosukhin. 2017. [Attention is all you need](#). In *Advances in Neural Information Processing Systems*, volume 30. Curran Associates, Inc.
- Yueshen Xu, Yuyu Yin, and Jianwei Yin. 2017. [Tackling topic general words in topic modeling](#). *Engineering Applications of Artificial Intelligence*, 62:124–133.
- Liang Yao, Yin Zhang, Baogang Wei, Wenjin Zhang, and Zhe Jin. 2018. [A topic modeling approach for traditional chinese medicine prescriptions](#). *IEEE Transactions on Knowledge and Data Engineering*, 30(6):1007–1021.
- Hao Zhang, Gunhee Kim, and Eric P. Xing. 2015. [Dynamic topic modeling for monitoring market competition from online text and image data](#). In *Proceedings of the 21th ACM SIGKDD International Conference on Knowledge Discovery and Data Mining, KDD ’15*, page 1425–1434, New York, NY, USA. Association for Computing Machinery.
- Elaine Zosa and Mark Granroth-Wilding. 2019. [Multilingual dynamic topic model](#). In *Proceedings of the International Conference on Recent Advances in Natural Language Processing (RANLP 2019)*, pages 1388–1396, Varna, Bulgaria. INCOMA Ltd.

A Computational Resources and Model Details

A.1 Model Parameters

In our experiments, we used the following models together with their parameter counts:

- **all-mpnet-base-v2**: 110 million parameters

A.2 Computational Budget

The total computational budget for our experiments is summarized as follows:

- **Total GPU hours used**: 4 hours
- **Total CPU hours used**: 168 hours

A.3 Computing Infrastructure

Our experiments were carried out using a Nvidia L4 GPU with 24GB of virtual memory.