
Improving Block-Wise LLM Quantization by 4-bit Block-Wise Optimal Float (BOF4): Analysis and Variations

Patrick Blumenberg Thomas Graave Tim Fingscheidt
 Insitute for Communications Technology, Technische Universität Braunschweig, Germany
 {patrick.blumenberg,thomas.graave,t.fingscheidt}@tu-bs.de

Abstract

Large language models (LLMs) demand extensive memory capacity during both fine-tuning and inference. To enable memory-efficient fine-tuning, existing methods apply block-wise quantization techniques, such as NF4 and AF4, to the network weights. We show that these quantization techniques incur suboptimal quantization errors. Therefore, as a first novelty, we propose an optimization approach for block-wise quantization. Using this method, we design a family of quantizers named 4-bit *block-wise optimal float* (BOF4), which consistently reduces the quantization error compared to both baseline methods. We provide both a theoretical and a data-driven solution for the optimization process and prove their practical equivalence. Secondly, we propose a modification to the employed normalization method based on the *signed* absolute block maximum (BOF4-S), enabling further reduction of the quantization error and empirically achieving less degradation in language modeling performance. Thirdly, we explore additional variations of block-wise quantization methods applied to LLMs through an experimental study on the importance of accurately representing zero and large-amplitude weights on the one hand, and optimization towards various error metrics on the other hand. Lastly, we introduce a mixed-precision quantization strategy dubbed *outlier-preserving quantization* (OPQ) to address the distributional mismatch induced by outlier weights in block-wise quantization. By storing outlier weights in 16-bit precision (OPQ) while applying BOF4-S, we achieve top performance among 4-bit block-wise quantization techniques w.r.t. perplexity.

1 Introduction

Driven by scaling the transformer architecture to billions of parameters, large language models (LLMs) have achieved remarkable performance in language modeling tasks. However, their size poses significant challenges for deployment, particularly in memory-constrained settings. Numerous post-training quantization (PTQ) techniques have been developed to mitigate this, reducing the memory footprint of the weights and, in many cases, improving inference speed [1]–[4]. Fine-tuning imposes even greater memory demands, making it challenging to adapt LLMs on consumer-grade GPU hardware. To address this, Dettmers et al. [5] introduced QLoRA, a memory-efficient fine-tuning method that combines 4-bit quantization of pre-trained weights with low-rank adaptation (LoRA) [6]. For quantization, Dettmers et al. [5] propose 4-bit NormalFloat (NF4), a quantization method with a fixed codebook. This method normalizes blocks of network weights by their absolute maximum (block-wise absmax normalization). Unlike other, more accurate PTQ methods, NF4 quantizes weights without computing network activations based on calibration data, making the quantization process itself more efficient in terms of both time and memory, while maintaining acceptable accuracy degradation at 4 bits per weight. Dettmers et al. [5] claim that the NF4 codebook is information-

theoretically optimal due to its equal utilization of the 16 reconstruction levels. However, Yoshida demonstrates that this claim is incorrect [7]. We add that equal utilization of reconstruction levels is not a theoretically justified criterion for the optimality of a quantizer. Yoshida [7] also proposes an alternative codebook (AF4) designed to address the shortcomings of NF4.

In this work, we show that neither NF4 nor AF4 minimizes the quantization error of the network weights. For the first time, we provide a rigorous mathematical analysis of block-wise absmax quantization and explore multiple design variations through an experimental study. As a first contribution, we derive an expectation-maximization (EM) algorithm inspired by Lloyd’s algorithm [8] that computes the correct, information-theoretically optimal codebook for block-wise absmax quantization w.r.t. the mean absolute error (MAE) or mean squared error (MSE) criterion. Additionally, we propose an alternative normalization technique: Instead of normalizing blocks by their absolute maximum value, we normalize by the signed absolute maximum. This simple modification results in a significant reduction of the quantization error. Using our EM algorithm, we compute a family of optimal quantization codebooks which we refer to as 4-bit block-wise optimal float (BOF4), or BOF4-S when signed normalization is used. Furthermore, we identify that block-wise absmax quantization is sensitive to outlier weights affecting the distribution of the normalized weights. We address this by introducing an outlier-preserving quantization (OPQ) that stores outliers in 16-bit precision. When combined with BOF4-S, OPQ substantially improves perplexity over NF4 and AF4.

The paper is structured as follows: Section 2 reviews related work on block-wise quantization. Section 3 outlines our mathematical analysis and novel quantization methods. Section 4 details the experimental setup, and Section 5 presents and discusses the results. We conclude in Section 7.

2 Related Work

Block-wise quantization based on blocks of input values normalized by their absolute maximum was introduced by Dettmers et al. [9] as a method for quantizing optimizer states during neural network training. Subsequent works [5], [7], [10] applied this technique to LLM network weights for memory-efficient fine-tuning. We refer to this quantization method as *block-wise absmax quantization*.

2.1 Block-Wise Absmax Quantization

In *block-wise absmax quantization* network weights $w_{b,i} \in \mathbb{R}$ are first grouped into blocks, with block indices $b \in \mathcal{B} = \{1, \dots, B\}$, and indices of weights within a block $i \in \mathcal{I} = \{1, \dots, I\}$, where $B \in \mathbb{N}$ is the number of blocks, and $I \in \mathbb{N}$ the block size. Then, the weights are normalized by the absolute maximum weight in their respective block:

$$w_b^{\max} = \max_{i \in \mathcal{I}} |w_{b,i}|, \quad b \in \mathcal{B} \quad (1)$$

$$x_{b,i} = \frac{w_{b,i}}{w_b^{\max}} \in [-1, 1], \quad i \in \mathcal{I}, b \in \mathcal{B} \quad (2)$$

Next, each normalized weight $x_{b,i}$ is quantized independently using scalar quantization. The absolute block maxima w_b^{\max} , commonly referred to as *quantization constants*, are stored in addition to the quantized weights for later decoding. Overall the block-*dependent* quantization function $Q_b(\cdot)$ for weights $w_{b,i}$ is defined as

$$Q_b(w_{b,i}) = w_b^{\max} \cdot \tilde{Q}\left(\frac{w_{b,i}}{w_b^{\max}}\right) = w_b^{\max} \cdot \tilde{Q}(x_{b,i}), \quad (3)$$

where $\tilde{Q}(\cdot)$ is a block-*independent* quantization function.

2.2 4-bit Block-Wise Quantization for LLMs

In this section, we discuss the previous block-wise absmax quantization that our work builds upon.

4-bit NormalFloat (NF4) : NF4 [5] is a 4-bit scalar quantizer for block-wise absmax quantization. The $L = 2^4 = 16$ reconstruction levels $\hat{x}(\ell)$, $\ell \in \mathcal{L} = \{1, \dots, L\}$ are computed based on quantiles of the assumed Gaussian network weight distribution $p_W = \mathcal{N}(0, \sigma^2)$. Dettmers et al. [5] claim that their construction leads to equal utilization of the 16 reconstruction levels. However, this was already

shown to be incorrect by Yoshida [7]. Furthermore, an equal probability for all codebook points is not a general criterion for the optimality of a quantizer. Instead, quantization aims at rate-distortion optimality [11]. Accordingly, a codebook assigning equal probability to each codebook point is only optimal for uniformly distributed input data. This has been well-known for decades, most prominently through the necessary conditions for optimality that underpin Lloyd’s algorithm [8].

4-Bit AbnormalFloat (AF4): Yoshida [7] analyzes the distribution of normalized network weights and performs direct minimization of the mean absolute error (MAE) to obtain a block-wise absmax quantization codebook for normally distributed network weights, named AF4. This quantizer aims to correct an oversight in the design of NF4 [5], which does not account for the dependence of the distribution of normalized weights on the block size. However, Yoshida’s optimization method targets the minimum MAE of *normalized weights* $\text{MAE}(x_{b,i}, \tilde{Q}(x_{b,i}))$, instead of minimizing the end-to-end quantization error of the network weights $\text{MAE}(w_{b,i}, Q_b(w_{b,i}))$.

Both NF4 and AF4 contain reconstruction levels at -1, 0, and 1, such that the weight of the largest absolute value in a block is represented in full 16-bit precision, while the zero is represented without error. Not including these reconstruction levels leads to significantly worse MAE, mean squared error (MSE), and perplexity. We confirm this in Appendix A.

3 Methods

In this section, we introduce our methods for optimizing 4-bit block-wise absmax quantization.

3.1 Novel Block-Wise Signed Absmax Normalization

Instead of the normalization method based on the absolute block maximum, described in Section 2.1 and widely used in existing quantization methods such as NF4 and AF4, we propose a different normalization approach: *block-wise signed absmax normalization*. This approach is based on the observation that the effectiveness of block-wise absmax quantization, especially with small block sizes, is partially due to its ability to preserve weights with large absolute values. NF4 and AF4 intentionally constrain two reconstruction levels to $\hat{x}(1) = -1$ and $\hat{x}(16) = 1$, respectively, thereby ensuring that the largest absolute value in each block is quantized without error. However, for network weights in general position, any given block b of the normalized weights $x_{b,i}$ practically contains only one of the two endpoints, either -1 or 1 . Therefore, optimizing a quantizer for the distribution of normalized weights, shown in Fig. 1a, which assigns an equal probability mass of $\frac{1}{2B}$ to each endpoint, and additionally requiring that *both* endpoints must be reconstruction levels, leads to suboptimal results. By normalizing with our proposed *signed* absolute block maximum instead and constraining only *one* reconstruction level to lie at the right endpoint $\hat{x}(16) = 1$, we preserve the ability to precisely represent the weight with the largest magnitude in each block (typically in 16-bit representation) while achieving a lower overall quantization error. Formally, in block-wise signed absmax normalization, the quantization constants w_b^{\max} from (1) are selected by

$$w_b^{\max} = w_{b,j^*} \quad \text{with} \quad j^* = \arg \max_{i \in \mathcal{I}} |w_{b,i}|, \quad b \in \mathcal{B}. \quad (4)$$

Except for this modification, we proceed with quantization as before, using (2) and (3). The distribution after signed block-wise absmax normalization is shown in Fig. 1b.

3.2 Novel 4-bit Block-Wise Optimal Float (BOF4 / BOF4-S)

To determine optimal quantization codebooks w.r.t. the MSE and MAE criteria, we design an expectation-maximization (EM) algorithm based on Lloyd’s algorithm [8], a well-known algorithm for quantizer design. In each maximization step, the reconstruction levels $\hat{x}(\ell) \in \mathbb{R}$, $\ell \in \mathcal{L} = \{1, \dots, L\}$ are set to the centroids of their respective Voronoi region $\mathcal{R}_\ell = [\xi(\ell-1), \xi(\ell))$, with decision boundaries $\xi(\ell)$, $\ell \in \mathcal{L}^{(\xi)} = \{0, 1, \dots, L\}$, where $\xi(0) = -\infty$ and $\xi(L) = \infty$. However, in block-wise absmax quantization, the codebook is applied to normalized weights $x_{b,i}$, whereas our goal is to minimize the quantization error of the quantized unnormalized weights $Q_b(w_{b,i})$ relative to the original weights¹ $w_{b,i}$. This introduces a mismatch between the optimization target and the

¹Minimizing the quantization error of normalized weights $x_{b,i}$ leads to worse perplexity; see Appendix D.

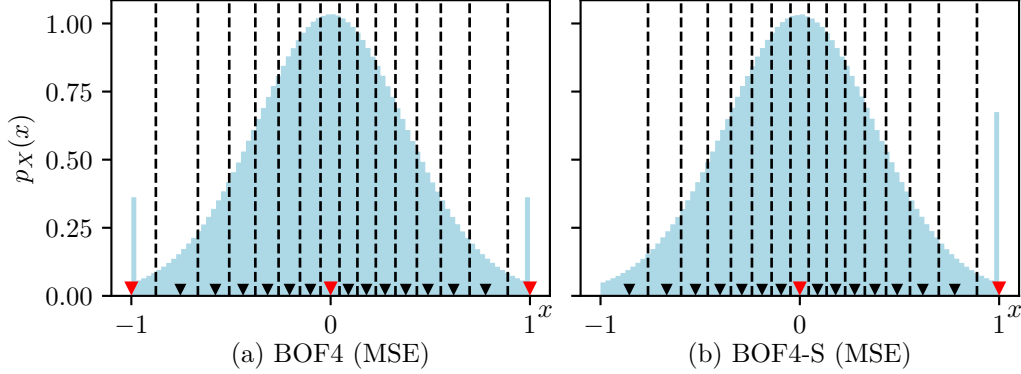


Figure 1: The blue histograms show the **distributions of normalized weights** $p_X(x)$ for block-wise *absolute* absmax normalization (left) and block-wise *signed* absmax normalization (right) assuming Gaussian network weights. Also shown are the **resulting reconstruction levels** $\hat{x}(\ell)$ (\blacktriangledown fixed, \blacktriangledown optimized) and decision thresholds $\xi(\ell)$ (dashed lines), after minimizing the $\text{MSE}(\mathbf{W}, \mathbf{Q}(\mathbf{W}))$ for normally distributed network weights $\mathbf{W} = (w_{b,i})$ with $w_{b,i} \sim p_W = \mathcal{N}(0, 1)$ and block size $I = 64$. For absolute absmax normalization, we compute the 4-bit block-wise optimal float (**BOF4**, left), requiring three fixed reconstruction levels (-1, 0, 1). In contrast, when using *signed* normalization, we obtain **BOF4-S** (right), in which the largest absolute value in a block and zero are precisely represented by only two fixed reconstruction levels (0, 1), which reduces the quantization error.

weight distribution directly used in Lloyd’s algorithm. To resolve this, we mathematically derive an optimal solution for the centroid update. We name the resulting quantizer 4-bit block-wise optimal float (BOF4). When *signed* absmax normalization is used, we refer to it as BOF4-S. A complete derivation is provided in Appendix B, resulting codebooks in Appendix C, major results follow here.

MSE: Let W be a random variable representing the continuous, zero-symmetric distribution of network weights. We further define two derived random variables X and M representing the normalized weights and absolute block maxima, respectively. Our goal is to find a reconstruction level $\hat{x}(\ell)$ that minimizes the MSE quantization error for those network weights that fall into a fixed region \mathcal{R}_ℓ after block-wise absmax normalization. By analytical optimization (Appendix B.2.1, (26)), we obtain the solution for the updated centroid as

$$\hat{x}(\ell) = \frac{\int_0^\infty m^2 \cdot \mathbb{E}_X[X | M=m, X \in \mathcal{R}_\ell] \cdot p_M(m) \cdot [F_X(x | M=m)]_{\xi(\ell-1)}^{\xi(\ell)} dm}{\int_0^\infty m^2 \cdot p_M(m) \cdot [F_X(x | M=m)]_{\xi(\ell-1)}^{\xi(\ell)} dm}, \quad (5)$$

where the probability density function (PDF) p_X of the normalized weights, the cumulative distribution function (CDF) F_X of normalized weights, and the expectation $\mathbb{E}[X | M=m, X \in \mathcal{R}_\ell]$ can be computed directly from the known CDF F_W and PDF p_W of the network weights, see Appendix B.2.1 (31). A detailed derivation and simplified solution for the special case of Gaussian network weights is also provided in Appendix B.2.1 (see (34)). Equation (5) can be solved by numerical integration. Alternatively, the centroid can be approximated by Monte-Carlo estimation based on samples drawn from the distribution p_W of network weights as (see Appendix B.3 (64))

$$\hat{x}(\ell) = \frac{\sum_{k \in \mathcal{K}_\ell} w_k^2 \cdot x_k}{\sum_{k \in \mathcal{K}_\ell} w_k^2}, \quad (6)$$

where $x_k \in \mathcal{R}_\ell$ are the normalized weights that fall into region \mathcal{R}_ℓ , $k \in \mathcal{K}_\ell = \{1, \dots, K_\ell\}$ being their indices, and w_k is the absolute block maximum w_b^{\max} of the block b containing x_k .

MAE: A similar optimization can be performed for the MAE criterion, as detailed in Appendix B.2.2 (59), yielding

$$\int_0^\infty m \cdot p_M(m) \cdot \left(F_X(\hat{x}(\ell) | M=m) - \frac{1}{2} [F_X(x | M=m)]_{\xi(\ell-1)}^{\xi(\ell)} \right) dm = 0. \quad (7)$$

The zero of the left-hand-sided monotonous function in $\hat{x}(\ell)$ can be found using the bisection method in combination with numerical integration. Moreover, using the Monte-Carlo method, the centroid can be estimated as the weighted median (see Appendix B.3 (69))

$$\hat{x}(\ell) = \text{median}_W(x_1, \dots, x_{K_\ell}; w_1, \dots, w_{K_\ell}) = \max_{\kappa \in \mathcal{K}_\ell} \left\{ x_\kappa \mid \sum_{k=1}^{\kappa} w_k \leq \sum_{k=\kappa+1}^{K_\ell} w_k \right\}. \quad (8)$$

To constrain certain reconstruction levels during Lloyd’s algorithm to specific values, e.g., -1, 0, 1, we initialize them with their predetermined values and skip their recomputation in each iteration.

3.3 Novel Outlier-Preserving Quantization (OPQ)

Extreme outlier weights lead to suboptimal scaling of the associated block during block-wise absmax normalization. Therefore, block-wise quantization methods typically require small block sizes to limit the number of affected parameters. This increases the memory required to store the quantization constants. *To enable larger block sizes* and accordingly a smaller memory footprint, our outlier-preserving quantization (OPQ) approach stores outlier weights separately in `bfloat16` and additionally uses a 64-bit integer for each of them to address the outlier in the (flattened) weight tensor of the respective layer. We define outliers for each weight block independently as weights with an absolute value greater than the q -quantile of absolute block maxima after normalization of the block to a unit standard deviation. Formally, a weight $w_{b,i}$ is classified as an outlier if and only if

$$|w_{b,i}| > \sigma_b \cdot F_M^{-1}(q), \quad (9)$$

where σ_b is the corrected sample standard deviation of the b -th block (see (73) in Appendix E), $F_M^{-1}()$ the quantile function of absolute block maxima (see (11) in Appendix B.1), and $q \in [0, 1]$ is a hyperparameter controlling the number of affected outliers. Before quantization, we exclude outliers from the tensor by replacing them with zero, so that they are not considered in the subsequent (signed) block maximum search. Note that OPQ can be combined with either BOF4 or BOF4-S. For an in-depth explanation of our OPQ design choices, see Appendix E. OPQ code is provided along with all relevant BOF4(-S) quantizer codebooks on GitHub: <https://github.com/ifnspaml/bof4>.

4 Experimental Setup

In this section, we discuss our choices for the experimental evaluation of quantization methods.

Quantized Models: For evaluation, we apply quantization to three families of pre-trained LLMs: Llama 3.1/3.2 [12], Qwen-2.5 [13], and Mistral-7B-v0.3 [14]. By benchmarking across a diverse set of LLMs, we aim to demonstrate the generalizability of our method.

Evaluated Quantization Methods: We evaluate our proposed BOF4 and BOF4-S approaches, optimized w.r.t. either MAE or MSE. For the optimization, we always assume Gaussian network weights. These methods are compared to the baselines NF4 [5] and AF4 [7]. For the evaluation of OPQ, we performed a limited hyperparameter search, resulting in $q = 0.95$, see Appendix E.2. The optimized codebooks of BOF4 and BOF4-S are provided in Appendix C.

Fine-Tuning Method: In addition to inference with quantization, we benchmark LLMs fine-tuned with quantization using the QLoRA method [5]. The models are fine-tuned for instruction following using the Unnatural Instructions dataset [15] or for code generation using the Magicoder-OSS-Instruct-75K dataset [16]. Further details and hyperparameters can be found in Appendix F.

Metrics: In order to show that our approach incurs reduced quantization errors, we report the mean squared error (MSE) and mean absolute error (MAE) of network weights. Following prior work [1]–[3], we assess the language modeling abilities of quantized models based mainly on the perplexity (PPL) measured on the WikiText-2 [17] and LAMBADA [18] datasets. The perplexity on WikiText-2 is computed using the rolling log-likelihood with a maximum sequence length of 2048, as it is common in literature. Additionally, we evaluate the accuracy (ACC) in the NLP tasks MMLU [19], ARC-Challenge [20], HellaSwag [21], PIQA [22], SIQA [23], and WinoGrande [24].

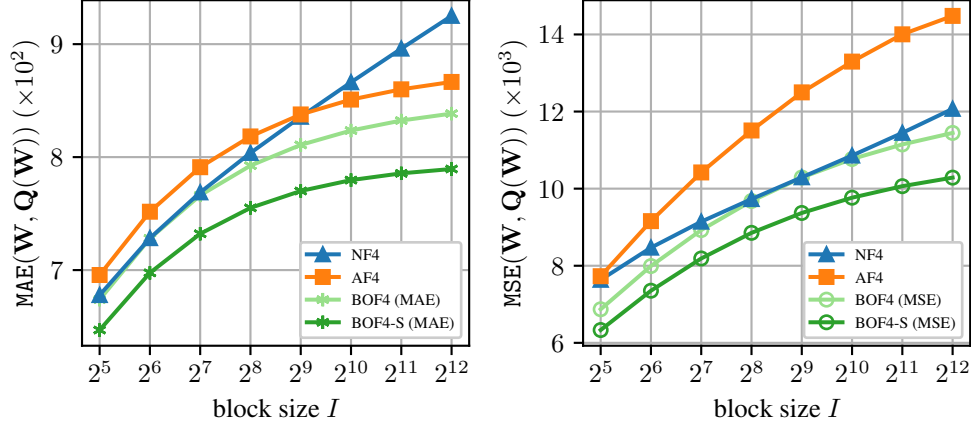


Figure 2: **MAE** (left) and **MSE** (right) **quantization error** of our quantization methods BOF4 and BOF4-S optimized for MAE (left, *) or MSE (right, o) compared to the baselines NF4 and AF4 for Gaussian network weights $\mathbf{W} = (w_{b,i})$ with $w_{b,i} \sim \mathcal{N}(0, 1)$ depending on the block size I .

5 Results and Discussion

Quantization Error: In Fig. 2, we compare the MAE and MSE quantization errors of our proposed BOF4 and BOF4-S quantization methods with the baselines NF4 and AF4, assuming ideally Gaussian-distributed network weights. Accordingly, the results shown are independent of any particular LLM the methods are applied to. All compared quantizers constrain reconstruction levels such that 0 and the weight of the largest absolute value in a block are quantized without error, or in full 16-bit resolution, respectively. The error is computed empirically based on 2^{25} samples.

We observe that all investigated block-wise quantizers show increasing MAE / MSE with increasing block size I . This is expected, as larger block sizes will have larger block maxima, which in turn increases average error for the many non-maximum weights in the block. All of our proposed methods BOF4(-S), optimized w.r.t. both MAE and MSE, are equal to or better than each of the two baselines NF4 and AF4. Note that AF4 [7] was presented in some MAE-optimized form, which explains its poor MSE performance for medium- or large-sized blocks. *Our signed normalization method BOF4-S achieves lower MAE and MSE scores than any other investigated quantization approach.*

Quantization Error and Perplexity: Tab. 1 shows a comparison of the MAE and MSE quantization errors, as well as perplexity (PPL), evaluated on the weights of three pre-trained LLMs: Llama-3.1 8B, Qwen-2.5 7B, and Mistral 7B. Results for additional (smaller) models are provided in Appendix G. Note that our intention is not to compare PPL between the various LLMs, but rather between the various quantizer options.

We observe that our basic BOF4 approaches are equal to or lower in quantization error than the baselines NF4 and AF4 when optimized for the particular metric MAE / MSE. The respective methods with *signed* normalization (BOF4-S) clearly outperform the non-signed BOF4 approaches in all cases, and accordingly, the baselines NF4 and AF4 as well. We emphasize that MAE- and MSE-optimized BOF4(-S) schemes show the lowest quantization errors for their respective optimization metric. This empirically confirms our derived centroid update rules (7) and (5), along with the underlying Gaussian distribution assumption of the LLM network weights. Analyzing perplexity, BOF4-S is equal to (in a single case) or better than each of the baselines, indicating that the lower quantization error also pays off in terms of an improved language modeling accuracy. *Our proposed outlier-preserving quantization (OPQ) variant provides a further consistent performance improvement, as it lowers MAE and MSE quantization errors and perplexity in all cases.*

Comparative Effect of MAE and MSE Optimization: Tab. 1 also shows the language modeling perplexity of the quantization methods on the WikiText-2 dataset [17]. This allows us to compare the

Table 1: **Quantization error** (MAE and MSE) and **perplexity** (PPL) on WikiText-2 of quantization methods applied to the network weights of three LLMs with block size $I = 64$. Best result in each column in bold, second best underlined.

	Llama-3.1 8B			Qwen-2.5 7B			Mistral 7B		
	MAE ↓ 1e-3	MSE ↓ 1e-6	PPL ↓	MAE ↓ 1e-4	MSE ↓ 1e-8	PPL ↓	MAE ↓ 1e-3	MSE ↓ 1e-6	PPL ↓
NF4	0.977	1.637	8.53	1.202	2.391	9.89	2.256	8.439	8.90
AF4	1.006	1.762	8.51	1.234	2.562	9.91	2.324	9.085	8.90
BOF4 (MAE)	0.976	1.621	8.52	1.202	2.370	9.89	2.256	8.360	8.90
BOF4 (MSE)	0.994	1.566	8.51	1.228	2.310	9.94	2.296	8.075	8.89
BOF4-S (MAE)	0.936	1.508	8.49	1.152	2.204	9.87	2.162	7.777	8.90
+ OPQ	0.918	1.457	<u>8.46</u>	1.121	<u>2.101</u>	9.82	2.121	7.514	8.89
BOF4-S (MSE)	0.954	<u>1.441</u>	<u>8.46</u>	1.179	2.126	9.88	2.204	<u>7.430</u>	<u>8.88</u>
+ OPQ	<u>0.932</u>	1.367	8.43	<u>1.140</u>	1.981	<u>9.83</u>	<u>2.153</u>	7.052	8.87

effectiveness of BOF4(-S) optimized for MAE and MSE. We report both error metrics (MAE, MSE) for the quantized model weights w.r.t. the original model weights.

We observe the tendency of MSE-optimized BOF4(-S) methods to yield better (i.e., lower) perplexity than the MAE-optimized version, with only Qwen-2.5 7B being an exception with a 0.01 point perplexity advantage for MAE optimization. *Overall, the best-performing of our proposed schemes is BOF4-S (MSE) with OPQ, as it ranks either first or second among all other investigated methods in each metric.*

Fig. 3 shows the perplexity of Llama-3 8B on the WikiText-2 [17] and LAMBADA [18] datasets after quantization with NF4, AF4, and our BOF4-S optimized w.r.t. MAE (left) and MSE (right). Furthermore, Fig. 3 reports the effect of utilizing the proposed outlier-preserving quantization (OPQ) in combination with BOF4-S. A corresponding figure including our BOF4 is given in Fig. 12 in Appendix G.

Fig. 3 (left) shows that our MAE-optimized BOF4-S methods reveal a lower PPL than both baselines up to block sizes of $I \leq 2^9$. The MAE-optimized baseline AF4 shows some strengths for very large block sizes $I \geq 2^{11}$, which, however, are not practically relevant. When comparing to Fig. 3 (right), we observe that our MSE-optimized BOF4-S methods generally achieve a lower perplexity than both baselines and also than their MAE-optimized counterparts on the left. This trend becomes even more pronounced with increasing block size I . The overall better performance of our *MSE-optimized* BOF4(-S) approaches leads us to focus on these in the following experiments.

Comparison to NF4 and AF4 for Inference: Tab. 2 shows the perplexity and accuracy of various quantized LLMs in the 3B regime on common NLP benchmarks. In addition, a *normalized average* accuracy (NAV ACC) is computed that accounts for the chance-level accuracy in each benchmark; for details about this metric, see Appendix H. Results for additional smaller and larger models are provided in Appendix G.

Analyzing accuracy over the various benchmarks reveals that rank orders of models can be quite different in different benchmarks. Accordingly, such accuracy results should be interpreted with care. Our normalized average accuracy metric (last column) helps in identifying overall trends. For the Llama-3.2 3B model we see only slightly varying NAV ACC results, with AF4 and our BOF4-S +OPQ approach being close-by on first and second rank. On Qwen-2.5 3B, our favored BOF4-S +OPQ method has the overall best NAV ACC, even outperforming the BF16 reference. As we hardly claim to be better than 16 bit weight representation, we note once more the variance in the accuracy metric in general. *Among the two benchmarks reporting perplexity, our proposed BOF4-S +OPQ method ranks three times first and one time second, outperforming all baselines.*

Note that OPQ only incurs a relatively small runtime overhead during inference, as demonstrated in Appendix E.3.

Fine-Tuning with Quantization: Tables 3 and 4 show the results for quantized fine-tuning using QLoRA [5] with various quantizers. The pre-trained Llama-3.2 3B model is fine-tuned for

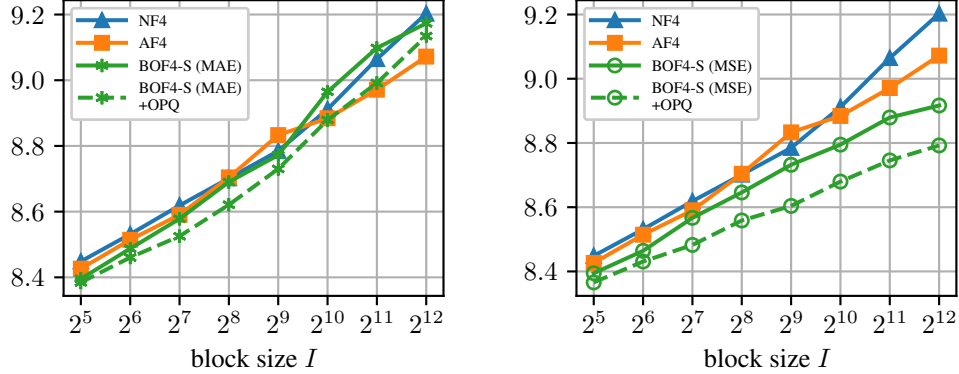


Figure 3: **Perplexity** of Llama-3.1 8B on WikiText-2 after quantization with **NF4**, **AF4**, and our **BOF4-S** optimized w.r.t. MAE (left, *) or MSE (right, \circ) for different block sizes I , with and without outlier-preserving quantization (OPQ, dashed line).

instruction following and code generation, respectively, and evaluated on corresponding task-specific benchmarks. For comparison, we apply LoRA fine-tuning [6] to the original, unquantized weights in bfloat16 representation (BF16). Note that in Tables 3 and 4, the accuracy metrics are defined specifically by the respective task or benchmark. We also report the average accuracy (AVG ACC).

From a bird’s-eye view over both tasks (tables) we observe the strength of BOF4-S +OPQ being confirmed: For instruction following, it ranks second in AVG ACC, and for code generation, it ranks first—in both cases being better than NF4 and AF4.

Table 3, interestingly, reports our BOF4 approach as by far the best for instruction following. It is worth noting that the OPQ variant for this particular downstream task is not the best. Accordingly, we keep in mind that for fine-tuning towards a specific task it might be recommended to investigate which of our four proposed MSE-optimized BOF4 quantizers (signed vs. unsigned, with or without OPQ) performs best.

In Table 4, we observe for the code generation task that the previously best BOF4 is still equal to or better than the NF4 and AF4 baselines. The other three of our BOF4 variants are, however, even better in this case, with BOF4-S +OPQ being clearly ahead of all investigated approaches. The second rank is clearly taken by BOF4-S without OPQ. *This again confirms the recommendation that BOF4-based quantization of fine-tuned LLMs is best done after a small ablation study among the four MSE-optimized BOF4 quantizers.*

6 Limitations

Our evaluation focuses on comparisons with popular data-free quantization techniques and does not include post-training quantization (PTQ) methods that rely on calibration data. While quantization based on calibration data typically achieves better accuracy, we believe that data-free techniques are valuable because they are significantly more efficient in terms of time and memory required for quantizing the weights. Furthermore, the accuracy results of the utilized language modeling benchmarks may not be sensitive enough to reflect minor differences between quantization methods. We partially mitigate this issue by computing a normalized average accuracy score. When applying double quantization as proposed by Dettmers et al. [5], i.e., additionally quantizing the quantization constants beyond BF16, signed normalization would require an extra bit per block to encode the sign. Without this, the improvement in the quantization error by using BOF4-S may be slightly diminished, since the input range of the quantizer for the quantization constants is doubled.

7 Conclusions

In this paper, we analyzed block-wise absmax quantization for large language models (LLMs) and derived an expectation-maximization algorithm to minimize the quantization error. The resulting

Table 2: **Inference** results of 4-bit scalar quantization methods evaluated using multiple LLMs with block size $I = 64$. The evaluated metrics are the perplexity on the WikiText-2 and LAMBADA dataset, and the accuracy on the MMLU (few-shot), ARC-Challenge, HellaSwag, PIQA, SIQA, and WinoGrande benchmarks. Best result in each column in bold, second best underlined, BF16 excluded.

Model	Quantizer	WikiText2 PPL ↓	Lambada PPL ↓	MMLU ACC ↑	ARC-C ACC ↑	HellaSwag ACC ↑	PIQA ACC ↑	SIQA ACC ↑	WinoGrande ACC ↑	NAV ACC ↑
Llama-3.2 3B	BF16	10.12	4.90	54.0	42.4	55.3	76.7	47.2	69.0	35.7
	NF4	10.72	5.45	52.3	41.0	54.4	76.3	47.0	68.3	34.4
	AF4	10.74	5.51	<u>52.8</u>	40.5	54.4	76.6	47.4	<u>69.3</u>	35.0
	BOF4 (MSE)	10.73	5.35	52.6	42.1	54.0	<u>76.7</u>	46.4	68.8	34.8
	+ OPQ	<u>10.67</u>	5.17	52.9	42.1	54.1	76.9	46.4	68.4	34.8
	BOF4-S (MSE)	<u>10.67</u>	5.32	52.6	<u>42.0</u>	<u>54.3</u>	76.1	46.3	68.5	34.5
	+ OPQ	10.64	<u>5.25</u>	52.5	41.8	54.2	76.2	46.5	69.5	<u>34.9</u>
Qwen-2.5 3B	BF16	12.42	5.91	65.1	44.6	55.0	78.1	49.6	68.5	39.5
	NF4	<u>12.36</u>	7.16	63.0	43.1	53.6	<u>77.7</u>	50.8	67.2	38.2
	AF4	13.08	6.82	<u>63.3</u>	43.5	54.2	78.1	<u>50.6</u>	<u>68.5</u>	38.9
	BOF4 (MSE)	12.46	6.84	63.5	46.2	53.8	<u>77.7</u>	49.8	<u>68.5</u>	<u>39.2</u>
	+ OPQ	12.48	6.90	63.1	46.2	<u>54.1</u>	77.5	50.2	67.6	38.9
	BOF4-S (MSE)	12.50	<u>6.53</u>	63.5	<u>46.5</u>	53.8	77.3	50.0	68.2	39.1
	+ OPQ	12.35	6.43	63.5	46.6	54.0	77.5	50.8	69.1	39.7

Table 3: Prompt-level and instruction-level **accuracy** (%) on the IFEval benchmark after **fine-tuning** Llama-3.2 3B for **instruction following** using 4-bit quantization with block size $I = 64$. Table 4: **Accuracy** (%) on the HumanEval+ and MBPP+ benchmarks after **fine-tuning** Llama-3.2 3B for **code generation** using 4-bit quantization with block size $I = 64$.

	Prompt-level ACC ↑	Instr.-level ACC ↑	AVG ACC ↑
Base Model	21.1	33.6	27.3
BF16	23.5	34.2	28.8
NF4	24.4	35.0	29.7
AF4	23.3	34.1	28.7
BOF4 (MSE)	26.8	36.5	31.6
+OPQ	<u>25.0</u>	34.8	29.9
BOF4-S (MSE)	24.4	<u>35.1</u>	29.8
+ OPQ	<u>25.0</u>	35.0	<u>30.0</u>

	MBPP+ ACC ↑	HumanEval+ ACC ↑	AVG ACC ↑
Base Model	34.9	17.1	26.0
BF16	37.8	30.5	34.2
NF4	34.1	24.4	29.3
AF4	32.8	23.2	28.0
BOF4 (MSE)	34.4	24.4	29.4
+OPQ	35.4	24.4	29.9
BOF4-S (MSE)	<u>35.7</u>	<u>26.2</u>	<u>31.0</u>
+ OPQ	36.5	27.4	32.0

family of quantizers, termed 4-bit block-wise optimal float (BOF4), reduces the weight quantization error over previously published block-wise absmax quantizers such as NF4 [5] and AF4 [7]. We also presented an improvement to the normalization technique by normalizing blocks of weights using their *signed* absolute maximum rather than the absolute maximum, which further reduces the quantization error and empirically mitigates the negative effect of quantization on perplexity. Our experimental study confirmed the importance of precisely representing zero and outlier network weights, and found that optimization w.r.t. the mean squared error (MSE) criterion results in lower perplexity compared to mean absolute error (MAE) optimization. Finally, we introduced outlier-preserving quantization (OPQ), a mixed-precision strategy for block-wise absmax quantization, which yields a significant perplexity advantage, especially at larger block sizes. We find that our methods can outperform NF4 and AF4 not only for inference, but also when used for fine-tuning with quantization [5], achieving higher accuracy on the target tasks.

Overall, our proposed methods can enable improved fine-tuning and inference for LLMs on consumer-grade hardware by boosting performance without increasing the memory footprint, thereby facilitating broader participation in both the scientific investigation and the application of LLMs.

Acknowledgments and Disclosure of Funding

This work was partially funded by the German Federal Ministry of Education and Research (Bundesministerium für Bildung und Forschung, BMBF) under the KI4ALL project (funding code: 16DHBKI055).

References

- [1] E. Frantar, S. Ashkboos, T. Hoefler, and D. Alistarh, “OPTQ: Accurate Quantization for Generative Pre-trained Transformers,” in *Proc. of ICLR*, Kigali, Rwanda, May 2023, pp. 1–16.
- [2] J. Lin, J. Tang, H. Tang, *et al.*, “AWQ: Activation-Aware Weight Quantization for On-Device LLM Compression and Acceleration,” in *Proc. of MLSys*, Santa Clara, CA, USA, May 2024, pp. 87–100.
- [3] G. Xiao, J. Lin, M. Seznec, H. Wu, J. Demouth, and S. Han, “SmoothQuant: Accurate and Efficient Post-Training Quantization for Large Language Models,” in *Proc. of ICML*, Honolulu, HI, USA, Jul. 2023, pp. 38 087–38 099.
- [4] Z. Liu, C. Zhao, I. Fedorov, *et al.*, “SpinQuant: LLM Quantization with Learned Rotations,” *arXiv*, May 2024. arXiv: 2405.16406.
- [5] T. Dettmers, A. Pagnoni, A. Holtzman, and L. Zettlemoyer, “QLORA: Efficient Finetuning of Quantized LLMs,” in *Proc. of NIPS*, New Orleans, LA, USA, Dec. 2023, pp. 10 088–10 115.
- [6] E. J. Hu, Y. Shen, P. Wallis, *et al.*, “LoRA: Low-Rank Adaptation of Large Language Models,” in *Proc. of ICLR*, virtual, Apr. 2022, pp. 1–13.
- [7] D. Yoshida, “NF4 Isn’t Information Theoretically Optimal (and That’s Good),” *arXiv*, Jun. 2023. arXiv: 2306.06965.
- [8] S. P. Lloyd, “Least Squares Quantization in PCM,” *IEEE Transactions on Information Theory*, vol. 28, no. 2, pp. 129–137, Mar. 1982.
- [9] T. Dettmers, M. Lewis, S. Shleifer, and L. Zettlemoyer, “8-bit Optimizers via Block-wise Quantization,” in *Proc. of ICLR*, virtual, Apr. 2022, pp. 1–19.
- [10] J. Dotzel, Y. Chen, B. Kotb, *et al.*, “Learning from Students: Applying t-Distributions to Explore Accurate and Efficient Formats for LLMs,” in *Proc. of ICML*, Vienna, Austria, Jul. 2024, pp. 11 573–11 591.
- [11] T. Berger, *Rate-Distortion Theory*. Wiley, 2003.
- [12] A. Dubey, A. Jauhri, A. Pandey, *et al.*, “The Llama 3 Herd of Models,” *arXiv*, Jul. 2024. arXiv: 2407.21783.
- [13] A. Yang, B. Yang, B. Zhang, *et al.*, “Qwen2.5 Technical Report,” *arXiv*, Dec. 2024. arXiv: 2412.15115.
- [14] A. Q. Jiang, A. Sablayrolles, A. Mensch, *et al.*, “Mistral 7B,” *arXiv*, Oct. 2023. arXiv: 2310.06825.
- [15] O. Honovich, T. Scialom, O. Levy, and T. Schick, “Unnatural Instructions: Tuning Language Models with (Almost) No Human Labor,” in *Proc. of ACL*, Toronto, ON, Canada, Jul. 2023, pp. 14 409–14 428.
- [16] Y. Wei, Z. Wang, J. Liu, Y. Ding, and L. Zhang, “Magicoder: Empowering Code Generation with OSS-INSTRUCT,” in *Proc. of ICML*, Vienna, Austria, Jul. 2024, pp. 52 632–52 657.
- [17] S. Merity, C. Xiong, J. Bradbury, and R. Socher, “Pointer Sentinel Mixture Models,” in *Proc. of ICLR*, Toulon, France, Apr. 2017, pp. 1–15.
- [18] D. Paperno, G. Kruszewski, A. Lazaridou, *et al.*, “The LAMBADA Dataset: Word Prediction Requiring a Broad Discourse Context,” in *Proc. of ACL*, Berlin, Germany, Aug. 2016, pp. 1525–1534.
- [19] D. Hendrycks, C. Burns, S. Basart, *et al.*, “Measuring Massive Multitask Language Understanding,” in *Proc. of ICLR*, virtual, May 2021, pp. 1–27.
- [20] P. Clark, I. Cowhey, O. Etzioni, *et al.*, “Think You Have Solved Question Answering? Try ARC, the AI2 Reasoning Challenge,” *arXiv*, Mar. 2018. arXiv: 1803.05457.
- [21] R. Zellers, A. Holtzman, Y. Bisk, A. Farhadi, and Y. Choi, “HellaSwag: Can a Machine Really Finish Your Sentence?” In *Proc. of ACL*, Florence, Italy, Jul. 2019, pp. 4791–4800.

- [22] Y. Bisk, R. Zellers, R. L. Bras, J. Gao, and Y. Choi, “PIQA: Reasoning about Physical Commonsense in Natural Language,” in *Proc. of AIII*, New York, NY, USA, Feb. 2020, pp. 7432–7439.
- [23] M. Sap, H. Rashkin, D. Chen, R. Le Bras, and Y. Choi, “Social IQa: Commonsense Reasoning about Social Interactions,” in *Proc. of EMNLP-IJCNLP*, Hong Kong, China, Nov. 2019, pp. 4463–4473.
- [24] K. Sakaguchi, R. L. Bras, C. Bhagavatula, and Y. Choi, “WinoGrande: An Adversarial Wino-grad Schema Challenge at Scale,” *Commun. ACM*, vol. 64, no. 9, 99–106, Aug. 2021.
- [25] D. B. Owen, “A table of normal integrals,” *Communications in Statistics - Simulation and Computation*, vol. 9, no. 4, pp. 389–419, 1980.
- [26] R. L. Burden and J. D. Faires, *Numerical Analysis*. Brooks/Cole, 2010.
- [27] I. Loshchilov and F. Hutter, “Decoupled Weight Decay Regularization,” in *Proc. of ICLR*, New Orleans, LA, USA, May 2019, pp. 1–10.

Appendix

A Ablation on Constrained (i.e., Fixed) Reconstruction Levels

In Tab. 5, we evaluate the importance of precisely representing zero weights and absolute block maxima. We use the term "precise" in this context for an error-free representation of a zero weight and for a 16-bit representation of absolute block maxima. We measure the perplexity on WikiText-2 [17] of Llama-3.1-8B quantized with BOF4 for all four possible combinations of fixed (i.e., constrained) reconstruction levels $\hat{x}(\ell)$ from 0 and ± 1 .

Table 5: The **quantization error** (MAE and MSE) and **perplexity** (PPL) on WikiText-2 of **BOF4** with block size $I = 64$ using different combinations of fixed reconstruction levels applied to the network weights of Llama-3.1-8B. Best result in each column in bold.

Constrained reconstruction levels	MAE ↓ (1e-4)	MSE ↓ (1e-6)	PPL ↓
\emptyset	9.881	1.506	8.81
$\{0\}$	9.904	1.516	8.57
$\{1, -1\}$	9.914	1.555	8.78
$\{0, 1, -1\}$	9.936	1.566	8.51

We observe that fixing all $(-1, 0, \text{ and } 1)$ yields the best performance w.r.t. perplexity, even though the additional constraints on the codebook inevitably increase the quantization error. This confirms that the design choice of NF4 [5] and AF4 [7] to include these values as reconstruction levels is sound.

B Full Derivation of the Correct Optimal Reconstruction Levels

B.1 Distribution of Normalized Weights

To derive an optimized code for quantization, we first characterize the distribution of normalized weights. Yoshida performs a similar analysis, assuming zero-mean, unit-variance normally-distributed network weights $w_{b,i} \sim \mathcal{N}(0, 1)$ [7]. In the following, we generalize this analysis to weights distributed as any symmetric, zero-mean probability distribution. The weights $w_{b,i}$ are considered i.i.d. samples from a random variable W with the probability density function (PDF) p_W and cumulative distribution function (CDF) F_W . Similarly, X is a random variable describing the distribution of the normalized weights with PDF p_X and CDF F_X . A third random variable M describes the distribution of absolute or signed block maxima w_b^{\max} . Fig. 4 shows an estimation of $p_X(x = x_{b,i})$ in case $w_{b,i} \sim p_W = \mathcal{N}(0, 1)$. We observe that the distribution of normalized weights concentrates around zero with increasing block size I . Furthermore, the discrete fraction representing the absolute block maxima at the edges $(-1 \text{ and } 1)$ is inversely proportional to the block size I , as we will formalize later in (16).

PDF for a Fixed Absolute Block Maximum: First, we analyze the distribution of normalized weights X for a fixed absolute block maximum $M = m = w_b^{\max}(1)$. The PDF $p_X(x)$ with $x \in \mathbb{R}$ assigns a probability mass of $\frac{1}{2I}$ to both $x = -1$ and $x = +1$ since in the non-degenerated case there is *exactly one* value of maximum magnitude in each block of I weights. The remaining probability mass of $\frac{I-1}{I}$ forms a continuous, non-uniform probability distribution on the interval $(-1, 1)$.

For a fixed absolute block maximum $m = w_b^{\max} \in \mathbb{R}^+$, the continuous portion of the CDF of X is

$$\begin{aligned}
F_X^{\text{cont}}(x \mid M=m) &= P[X \leq x \mid |X| < 1, M=m] \\
&= P[W < mx \mid |W| < m] \\
&= \frac{P[W \leq mx \wedge |W| < m]}{P[|W| < m]} \\
&= \frac{F_W(mx) - F_W(-m)}{F_W(m) - F_W(-m)} \\
&= F_{W_{[-m,m]}}(mx),
\end{aligned} \tag{10}$$

for $x \in [0, 1]$, where $F_{W_{[-m,m]}}$ is the CDF F_W of weights truncated to the interval $[-m, m]$.

Distribution of Absolute Maxima: We continue with the distribution of the absolute block maxima, defined by the random variable M . First, due to the statistical independence of weights $w_{b,i}$ within a block, the CDF of M is given by

$$\begin{aligned}
F_M(m) &= P[|w_{b,1}| \leq m, |w_{b,2}| \leq m, \dots, |w_{b,I}| \leq m] \\
&= \prod_{i \in \mathcal{I}} F_{|W|}(m), \quad \mathcal{I} = \{1, 2, \dots, I\} \\
&= F_{|W|}^I(m),
\end{aligned} \tag{11}$$

where $F_{|W|}$ is the CDF of $|W|$. Taking the derivative of F_M using the chain rule, we obtain the PDF of M :

$$\begin{aligned}
p_M(m) &= \frac{d}{dm} F_M(m) \\
&= I \cdot F_{|W|}^{I-1}(m) \cdot \frac{d}{dm} F_{|W|}(m) \\
&= I \cdot F_{|W|}^{I-1}(m) \cdot \frac{d}{dm} (2F_W(m) - 1) \\
&= 2I \cdot F_{|W|}^{I-1}(m) \cdot p_W(m)
\end{aligned} \tag{12}$$

In the derivation of (12), we use the fact that the PDF is the derivative of the CDF, and we use the equality

$$\begin{aligned}
F_{|W|}(m) &= P[-m \leq W \leq m] \\
&= F_W(m) - (1 - F_W(m)) \\
&= 2F_W(m) - 1,
\end{aligned} \tag{13}$$

exploiting the symmetry of p_W w.r.t. zero.

CDF of the Normalized Weights: Now, the *continuous* part of the CDF $F_X(x)$, $-1 < x < 1$, can be calculated using the law of total probability by integrating over all possible values of the block-wise absolute maximum $M = m$, and weighting each block-maximum-dependent CDF with the corresponding probability density $p_M(m)$ as follows:

$$\begin{aligned}
F_X^{\text{cont}}(x) &= P[X_{b,i} \leq x \mid |X| < 1] \\
&= \int_0^\infty p_M(m) \cdot F_X^{\text{cont}}(x \mid M=m) dm.
\end{aligned} \tag{14}$$

By substituting the terms $p_M(m)$ and $F_X^{\text{cont}}(x \mid M=m)$ using (12) and (10), we obtain

$$F_X^{\text{cont}}(x) = 2I \cdot \int_0^\infty F_{|W|}^{I-1}(m) p_W(m) \cdot F_{W_{[-m,m]}}(mx) dm. \tag{15}$$

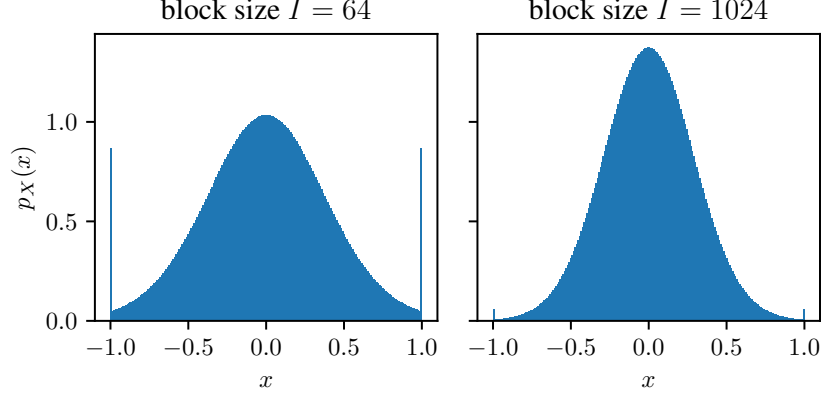


Figure 4: Empiric estimation of the PDF p_X , resulting from block-wise absmax normalization, in case of Gaussian network weights based on 2^{29} samples x for different block sizes I .

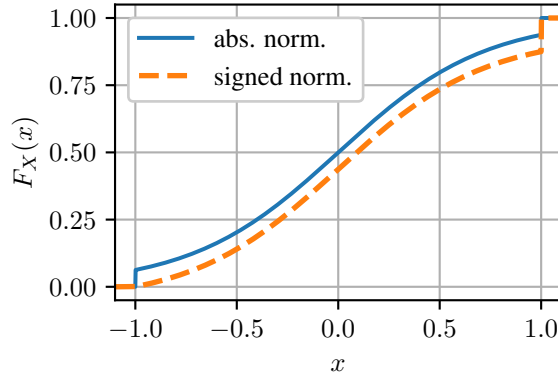


Figure 5: Example CDF $F_X(x)$ for absolute and signed block-wise absmax normalized Gaussian network weights $x = x_{b,i}$ and block size $I = 8$.

Considering that $F_{X,\text{cont}}$ contains the fraction $\frac{I-1}{I}$ of the probability mass, whereas $+1$ and -1 each occur with probability $\frac{1}{2I}$, the CDF of X can be characterized as

$$F_X(x) = \begin{cases} 0, & \text{if } x < -1 \\ \frac{1}{2I} + \frac{I-1}{I} F_X^{\text{cont}}(x), & \text{if } -1 \leq x < 1 \\ 1, & \text{if } x \geq 1 \end{cases} \quad (16)$$

For signed block-wise absmax quantization, the continuous part of the distribution remains unchanged due to the symmetry of p_W w.r.t. zero. Only the discrete probability mass of $1/I$ is now allocated entirely to $X = 1$, resulting in the CDF

$$F_X(x) = \begin{cases} 0, & \text{if } x < -1 \\ \frac{I-1}{I} F_X^{\text{cont}}(x), & \text{if } -1 \leq x < 1 \\ 1, & \text{if } x \geq 1 \end{cases} \quad (17)$$

The CDF $F_X(x)$ for an *example* Gaussian weight distribution $w_{b,i} \sim p_W = \mathcal{N}(0, 1)$ with block size $I = 8$ for both absolute and signed block-wise absmax quantization is shown in Fig. 5. We observe that, in the case of *absolute* block-wise absmax normalization, the CDF F_X exhibits two discontinuities at $x = -1$ and $x = 1$, whereas, for *signed* absmax normalization, there is only one discontinuity at $x = 1$.

B.2 Centroids for Block-Wise Normalized Weights

In the following, we show how Lloyd's algorithm [8] can be modified to minimize the $\text{MSE}(W, Q(W))$ or $\text{MAE}(W, Q(W))$ quantization error when using block-wise absmax quantization, where $Q : \mathbb{R} \rightarrow \mathbb{R}$ denotes the overall block-wise absmax quantization function. Lloyd's algorithm is applied to the normalized weights distributed according to X , whereas the quantization error should be minimized end-to-end for the distribution of original network weights W . We demonstrate how the centroid criterion for a reconstruction level $\hat{x}(\ell)$ of a region $\mathcal{R}_\ell = [\xi(\ell-1), \xi(\ell))$ can be reformulated to account for this discrepancy. Specifically, we derive a mathematical formula enabling the direct computation of the updated reconstruction level $\hat{x}(\ell)$ for any continuous distribution of network weights that is symmetrical w.r.t. zero and has a known PDF p_W and CDF F_W . Furthermore, we consider the special case of Gaussian weights $p_W = \mathcal{N}(0, 1)$, which allows further simplification in the case of the MSE criterion.

It should also be noted that the assignment of regions according to the nearest neighbor criterion remains unchanged from Lloyd's algorithm. The proof that the nearest neighbor criterion is still a necessary condition for optimality, even when applied to normalized weights, is trivial. Therefore, showing that our modified centroid criterion is a second necessary condition for optimality is sufficient to prove the local optimality of any solution to which our algorithm converges.

B.2.1 MSE Optimization

First, we minimize the MSE quantization error $\text{MSE}(W, Q(W)) = \mathbb{E}_W[(W - Q(W))^2]$ with $\mathbb{E}_W[\cdot]$ being the expectation w.r.t. the weights W .

General Centroid Criterion: Our goal is to find a reconstruction level $\hat{x}(\ell)$ that minimizes the MSE quantization error for normalized weights that fall into region \mathcal{R}_ℓ :

$$\hat{x}(\ell) = \arg \min_{\hat{x} \in \mathbb{R}} \text{MSE}_\ell(W, Q(W)) = \arg \min_{\hat{x} \in \mathbb{R}} \mathbb{E}_W[(W - Q(W))^2 \mid X \in \mathcal{R}_\ell], \quad (18)$$

where \hat{x} represents a candidate value of the reconstruction level utilized for normalized weights falling into region \mathcal{R}_ℓ within Q , $\text{MSE}_\ell(W, Q(W))$ is the MSE quantization error of weights that fall into region \mathcal{R}_ℓ after normalization.

Next, to enable analytical minimization of the reconstruction error, we use the law of total expectation

$$\mathbb{E}[A] = \mathbb{E}_B[\mathbb{E}_A[A \mid B]] = \int_{-\infty}^{\infty} \mathbb{E}[A \mid B = b] \cdot p(b) db. \quad (19)$$

to express the expectation (18) as an integral over expectations conditioned on a fixed block maximum $M = m$:

$$\begin{aligned} & \mathbb{E}_W[(W - Q(W))^2 \mid X \in \mathcal{R}_\ell] \\ &= \int_0^\infty p_M(m \mid X \in \mathcal{R}_\ell) \cdot \mathbb{E}_W[(W - Q(W))^2 \mid M = m, X \in \mathcal{R}_\ell] dm. \end{aligned} \quad (20)$$

This reformulation allows us to express the expectation in terms of the random variable X and the sought reconstruction level \hat{x} :

$$\begin{aligned} & \mathbb{E}_W[(W - Q(W))^2 \mid M = m, X \in \mathcal{R}_\ell] \\ &= \mathbb{E}_X[(m \cdot X - m \cdot \hat{x})^2 \mid M = m, X \in \mathcal{R}_\ell] \\ &= m^2 \cdot \mathbb{E}_X[(X - \hat{x})^2 \mid M = m, X \in \mathcal{R}_\ell] \end{aligned} \quad (21)$$

Substituting (21) into (20), we obtain the new formulation of an MSE-optimal reconstruction level

$$\hat{x}(\ell) = \arg \min_{\hat{x} \in \mathbb{R}} \int_0^\infty p_M(m \mid X \in \mathcal{R}_\ell) \cdot m^2 \cdot \mathbb{E}_X[(X - \hat{x})^2 \mid M = m, X \in \mathcal{R}_\ell] dm. \quad (22)$$

To find the optimal reconstruction level \hat{x} , we set the derivative w.r.t. \hat{x} equal to zero:

$$\begin{aligned} & \frac{d}{d\hat{x}} \int_0^\infty p_M(m \mid X \in \mathcal{R}_\ell) \cdot m^2 \cdot \mathbb{E}_X[(X - \hat{x})^2 \mid M = m, X \in \mathcal{R}_\ell] dm \\ &= \int_0^\infty m^2 \cdot 2(\hat{x} - \mathbb{E}_X[X \mid M = m, X \in \mathcal{R}_\ell]) \cdot p_M(m \mid X \in \mathcal{R}_\ell) dm = 0 \end{aligned} \quad (23)$$

Rearranging for \hat{x} yields

$$\hat{x}(\ell) = \hat{x} = \frac{\int_0^\infty m^2 \cdot \mathbb{E}_X[X | M=m, X \in \mathcal{R}_\ell] \cdot p_M(m | X \in \mathcal{R}_\ell) dm}{\int_0^\infty m^2 \cdot p_M(m | X \in \mathcal{R}_\ell) dm}. \quad (24)$$

To compute this, we must express all quantities in terms of the known PDF p_W and CDF F_W . To accomplish this, we analyze the PDF $p_M(m | X \in \mathcal{R}_\ell)$ of the weight maximum conditioned on the region \mathcal{R}_ℓ . Using Bayes' theorem, we can express this as

$$\begin{aligned} p_M(m | X \in \mathcal{R}_\ell) &= \frac{p_M(m) \cdot P[X \in \mathcal{R}_\ell | M=m]}{P[X \in \mathcal{R}_\ell]} \\ &= \frac{p_M(m) \cdot (F_X(\xi(\ell) | M=m) - F_X(\xi(\ell-1) | M=m))}{P[X \in \mathcal{R}_\ell]} \end{aligned} \quad (25)$$

The PDF of the weight maximum $p_M(m)$ is known from (12), and the CDF $F_X(x | M=m)$ for the continuous part of the distribution is known from (10). The special case of the non-continuous outermost regions is considered separately. With this and (24), the updated reconstruction level can be expressed as (major analytical result for MSE-optimized codebook reconstruction levels)

$$\hat{x}(\ell) = \frac{\int_0^\infty m^2 \cdot \mathbb{E}_X[X | M=m, X \in \mathcal{R}_\ell] \cdot p_M(m) \cdot [F_X(x | M=m)]_{\xi(\ell-1)}^{\xi(\ell)} dm}{\int_0^\infty m^2 \cdot p_M(m) \cdot [F_X(x | M=m)]_{\xi(\ell-1)}^{\xi(\ell)} dm}. \quad (26)$$

Here, we use the notation $[F_X(x | M=m)]_{\xi(\ell-1)}^{\xi(\ell)} = F_X(\xi(\ell) | M=m) - F_X(\xi(\ell-1) | M=m)$. Using the known PDF p_W and CDF F_W , $p_M(m)$ is obtained by (12), while $F_X(x | M=m)$ is obtained by (10). Hence, only the conditional expectation $\mathbb{E}_X[X | M=m, X \in \mathcal{R}_\ell]$ of normalized weights X requires further analysis.

Expectation of Normalized Weights: To compute the optimal reconstruction level $\hat{x}(\ell)$ according to (26), we require a method to determine the expected value of the normalized weights, conditioned on the absolute block maximum $M = m$ and the region $\mathcal{R}_\ell = [\xi(\ell-1), \xi(\ell)]$. First, we analyze $\mathbb{E}_X[X | M=m, X \in \mathcal{R}_\ell]$ under the assumption that the region is contained in the continuous part of the distribution $\mathcal{R}_\ell \subset (-1, 1)$. The conditional mean is given by

$$\begin{aligned} \mathbb{E}_X[X | M=m, X \in \mathcal{R}_\ell] &= \frac{\int_{\mathcal{R}_\ell} x p_X(x | M=m) dx}{\int_{\mathcal{R}_\ell} p_X(x | M=m) dx} \\ &= \frac{\int_{\mathcal{R}_\ell} x p_X(x | M=m)}{F_X(\xi(\ell) | M=m) - F_X(\xi(\ell-1) | M=m)} \end{aligned} \quad (27)$$

We know from (10) that $F_X(x | M=m)$ for the continuous part of the distribution $\mathcal{R}_\ell \in (-1, 1)$ can be expressed as $F_{W_{[-m, m]}}(mx)$ using the CDF of W truncated to the interval $[-m, m]$. The derivative w.r.t. x represents the corresponding PDF

$$p_X(x | M=m) = \frac{d}{dx} F_{W_{[-m, m]}}(mx) = m p_{W_{[-m, m]}}(mx), \quad (28)$$

where $p_{W_{[a, b]}}$ for $a, b \in \mathbb{R}$ and $a < b$ is the PDF p_W truncated to the interval $[a, b]$, formally defined as

$$p_{W_{[a, b]}}(w) = \frac{p_W(w) \cdot I_{[a, b]}(w)}{F_W(b) - F_W(a)}, \quad (29)$$

where $I_{[a, b]} : \mathbb{R} \rightarrow \{0, 1\}$ is the indicator function with $I_{[a, b]}(w) = 1 \Leftrightarrow a < w < b$. Note that our assumption $\mathcal{R}_\ell \subset (-1, 1)$ implies $-1 < X < 1$, and therefore $I_{[-m, m]}(mx) = 1$. Using this observation and (29), we get

$$\mathbb{E}_X[X | M=m, X \in \mathcal{R}_\ell] = \frac{\int_{\mathcal{R}_\ell} m \cdot x \cdot p_{W_{[-m, m]}}(mx) dx}{F_{W_{[-m, m]}}(m\xi(\ell)) - F_{W_{[-m, m]}}(m\xi(\ell-1))}. \quad (30)$$

This expression can be simplified, since $p_{W_{[-m, m]}}(mx)$ and $F_{W_{[-m, m]}}(mx)$, shown in (10), share the common denominator $F_W(m) - F_W(-m)$, yielding (to be used in (26))

$$\mathbb{E}_X[X | M=m, X \in \mathcal{R}_\ell] = \frac{\int_{\mathcal{R}_\ell} m \cdot x \cdot p_W(mx) dx}{F_W(m\xi(\ell)) - F_W(m\xi(\ell-1))}. \quad (31)$$

Simplified Solution for Gaussian Network Weights: In the following, we adopt the common assumption that the network weights are distributed according to a zero-mean unit-variance Gaussian $p_W(w) = g(w) := \mathcal{N}(w; 0, 1)$, enabling further simplification. Furthermore, we denote the CDF of the zero-mean unit-variance Gaussian as $G(w) = F_W(w)$. Additionally, we utilize the solution to the indefinite integral [25] (equation (101) therein)

$$\int xg(mx) = -\frac{1}{m^2}g(mx) + C, \quad (32)$$

with $C \in \mathbb{R}$. By applying this solution to (31), we obtain

$$\mathbb{E}_X[X \mid M=m, X \in \mathcal{R}_\ell] = -\frac{g(m\xi(\ell)) - g(m\xi(\ell-1))}{m(G(m\xi(\ell)) - G(m\xi(\ell-1)))}. \quad (33)$$

Substituting this into the centroid criterion (26) results in

$$\hat{x}(\ell) = -\frac{\int_0^\infty m \cdot \frac{g(m\xi(\ell)) - g(m\xi(\ell-1))}{G(m\xi(\ell)) - G(m\xi(\ell-1))} \cdot p_M(m) \cdot [F_X(x \mid M=m)]_{\xi(\ell-1)}^{\xi(\ell)} dm}{\int_0^\infty m^2 \cdot p_M(m) \cdot [F_X(x \mid M=m)]_{\xi(\ell-1)}^{\xi(\ell)} dm} \quad (34)$$

$$\boxed{\hat{x}(\ell) = \frac{\int_0^\infty m \cdot [g(mx)]_{\xi(\ell-1)}^{\xi(\ell)} \cdot (2G(m)-1)^{I-2} \cdot g(m) dm}{\int_0^\infty m^2 \cdot [G(mx)]_{\xi(\ell-1)}^{\xi(\ell)} \cdot (2G(m)-1)^{I-2} \cdot g(m) dm}}, \quad (35)$$

for $\mathcal{R}_\ell \in (-1, 1)$. The integrals can be solved using numerical integration.

Expectation of the Outermost Reconstruction Levels: Next, we consider the edge case, where the centroid of the outermost region is to be computed, e.g., $-1 < \xi(\ell-1) < 1 \leq \xi(\ell)$, for the rightmost region. In this case, we can decompose the overall expectation in (26) as follows

$$\begin{aligned} \mathbb{E}_X[X \mid M=m, X \in \mathcal{R}_\ell] &= P[\xi(\ell-1) \leq X < 1 \mid M=m, X \in \mathcal{R}_\ell] \cdot \mathbb{E}[X \mid M=m, \xi(\ell-1) \leq X < 1] \\ &\quad + P[X=1 \mid M=m, X \in \mathcal{R}_\ell] \cdot 1 \end{aligned} \quad (36)$$

The expectation $\mathbb{E}_X[X \mid M=m, X \in \mathcal{R}_\ell]$ is decomposed into the expectation over the continuous part $\mathbb{E}_X[X \mid M=m, \xi(\ell-1) \leq X < 1]$ and the complementary case $X=1$, each weighted by their respective probability. For the continuous part, we can compute the expectation with (33). The fraction of the probability mass in \mathcal{R}_ℓ that is allocated to $X=1$ can be computed as

$$\begin{aligned} &P[X=1 \mid M=m, X \in \mathcal{R}_\ell] \\ &= \frac{P[X=1, X \in \mathcal{R}_\ell \mid M=m]}{P[X \in \mathcal{R}_\ell \mid M=m]} \\ &= \frac{P[X=1 \mid M=m]}{P[X \in \mathcal{R}_\ell \mid M=m]} \\ &= \frac{P[X=1 \mid M=m]}{P[\xi(\ell-1) < X < 1 \mid M=m] + P[X=1 \mid M=m]} \end{aligned} \quad (37)$$

For block-wise absmax normalization, without signed absmax, a fraction of $\frac{1}{2I}$ of the probability mass is allocated to 1, whereas the $\frac{I-1}{I}$ is contained in the continuous part of the distribution. We can use the CDF $F_X^{\text{cont}}(x \mid M=m) = F_{W_{[-m, m]}}(mx)$ to find the fraction of the probability mass contained in the continuous part of \mathcal{R}_ℓ :

$$\begin{aligned} &P[\xi(\ell-1) < X < 1 \mid M=m] \\ &= P[-1 < X < 1 \mid M=m] \cdot P[\xi(\ell-1) < X \mid -1 < X < 1, M=m] \\ &= \frac{I-1}{I} \cdot (1 - F_X^{\text{cont}}(\xi(\ell-1) \mid M=m)) \\ &= \frac{I-1}{I} \cdot F_X^{\text{cont}}(-\xi(\ell-1) \mid M=m), \end{aligned} \quad (38)$$

utilizing the symmetry of $F_X^{\text{cont}}()$ w.r.t. zero in the final step. Concerning (37), we obtain

$$\begin{aligned}
P[X=1 \mid M=m, X \in \mathcal{R}_\ell] &= \frac{\frac{1}{2I}}{\frac{I-1}{I}(1 - F_X^{\text{cont}}(\xi(\ell-1) \mid M=m)) + \frac{1}{2I}} \\
&= \frac{1}{2(I-1)F_X^{\text{cont}}(-\xi(\ell-1) \mid M=m) + 1}, \tag{39}
\end{aligned}$$

where $F_X^{\text{cont}}(x \mid M=m) = F_{W_{[-m,m]}}(mx)$ is the CDF of X on the continuous part of the distribution derived in (10). The derivation for the leftmost reconstruction level is symmetric. When using signed absmax normalization, a probability of $\frac{1}{I}$ is assigned to 1, and we obtain instead

$$\begin{aligned}
P[X=1 \mid M=m, X \in \mathcal{R}_\ell] &= \frac{1}{(I-1)F_X^{\text{cont}}(-\xi(\ell-1) \mid M=m) + 1}, \tag{40}
\end{aligned}$$

for the rightmost reconstruction level, while the leftmost reconstruction level requires no special treatment.

Additionally, for the centroid according to (18), we require $F_X(x \mid M=m)$. For the continuous part of the distribution ($-1 < X < 1$) the solution is provided by (10). Accounting for the probability mass fraction $\frac{1}{I}$ distributed to -1 and 1 , we obtain for absolute block-wise absmax normalization:

$$F_X(x \mid M=m) = \begin{cases} 0, & \text{if } x < -1 \\ \frac{1}{2I} + \frac{I-1}{I}F_X^{\text{cont}}(x \mid M=m), & \text{if } -1 \leq x < 1 \\ 1, & \text{if } x \geq 1, \end{cases} \tag{41}$$

and for signed block-wise absmax normalization:

$$F_X(x \mid M=m) = \begin{cases} 0, & \text{if } x < -1 \\ \frac{I-1}{I}F_X^{\text{cont}}(x \mid M=m), & \text{if } -1 \leq x < 1 \\ 1, & \text{if } x \geq 1. \end{cases} \tag{42}$$

It should also be noted that the computation for the continuous part of the distribution with CDF $F_X^{\text{cont}}(x \mid M=m)$ is identical for both signed and absolute block-wise absmax normalization. This is because the distribution of normalized weights only differs in the probability mass assigned to each of the endpoints -1 and 1 . Moreover, these edge cases are typically not evaluated, since the outermost reconstruction levels are usually constrained to -1 and 1 and are not updated during Lloyd's algorithm.

B.2.2 MAE Optimization

We derive a condition for the centroid that minimizes the MAE quantization error $\text{MAE}(W, Q(W))$. We show that the condition minimizes the MAE by reducing the problem to the well-known fact that the median minimizes the mean absolute deviation from a set of points. Beginning analogously to Section B.2.1, we arrive at the following criterion for optimality:

$$\hat{x}(\ell) = \arg \min_{\hat{x} \in \mathbb{R}} \int_0^\infty m \cdot \mathbb{E}_X[|X - \hat{x}| \mid M=m, X \in \mathcal{R}_\ell] \cdot p_M(m \mid X \in \mathcal{R}_\ell) dm. \tag{43}$$

Thus, we define the objective function we aim to minimize as

$$g(\hat{x}) := \int_0^\infty m \cdot \mathbb{E}_X[|X - \hat{x}| \mid M=m, X \in \mathcal{R}_\ell] \cdot p_M(m \mid X \in \mathcal{R}_\ell) dm \tag{44}$$

Using the definition of the expected value, we have

$$\mathbb{E}_X[|X - \hat{x}| \mid M=m, X \in \mathcal{R}_\ell] = \int_{\mathcal{R}_\ell} p_X(x \mid M=m, X \in \mathcal{R}_\ell) \cdot |\hat{x} - x| dx. \tag{45}$$

so that

$$g(\hat{x}) = \int_0^\infty \int_{\mathcal{R}_\ell} m \cdot p_M(m \mid X \in \mathcal{R}_\ell) \cdot p_X(x \mid M=m, X \in \mathcal{R}_\ell) \cdot |\hat{x} - x| \, dx \, dm. \quad (46)$$

We swap the order of integration:

$$g(\hat{x}) = \int_{\mathcal{R}_\ell} \left[\int_0^\infty m \cdot p_M(m \mid X \in \mathcal{R}_\ell) \cdot p_X(x \mid M=m, X \in \mathcal{R}_\ell) \, dm \right] |\hat{x} - x| \, dx. \quad (47)$$

Now, we define a "re-weighted" PDF

$$\tilde{p}(x) := \frac{\int_0^\infty m \cdot p_M(m \mid X \in \mathcal{R}_\ell) \cdot p_X(x \mid M=m, X \in \mathcal{R}_\ell) \, dm}{\int_0^\infty m \cdot p_M(m \mid X \in \mathcal{R}_\ell) \, dm} \quad (48)$$

with which the objective function can be rewritten as

$$g(\hat{x}) = \int_0^\infty m \cdot p_M(m \mid X \in \mathcal{R}_\ell) \, dm \cdot \int_{\mathcal{R}_\ell} \tilde{p}(x) \cdot |\hat{x} - x| \, dx. \quad (49)$$

Since we search for $\arg \min_{\hat{x}} g(\hat{x})$, we can ignore the first integral in (49) as it is only a constant factor, and our objective function becomes

$$g(\hat{x}) := \int_{\mathcal{R}_\ell} \tilde{p}(x) \cdot |\hat{x} - x| \, dx. \quad (50)$$

It is a well-known fact that for any PDF $\tilde{p}()$, the expected absolute deviation

$$\hat{x} \mapsto \int_{-\infty}^\infty \tilde{p}(x) \cdot |\hat{x} - x| \, dx \quad (51)$$

is minimized by the median of the distribution with PDF $\tilde{p}(x)$. That is, if $\hat{x} = \hat{x}(\ell)$ is the minimum of $g(\hat{x})$, then it satisfies

$$\int_{-\infty}^{\hat{x}(\ell)} \tilde{p}(x) \, dx = \frac{1}{2} \int_{\mathcal{R}_\ell} \tilde{p}(x) \, dx. \quad (52)$$

The denominator $\int_0^\infty m \cdot p_M(m \mid X \in \mathcal{R}_\ell) \, dm$ in (48) can be eliminated from both sides of (52), allowing us to redefine \tilde{p} as

$$\tilde{p}(x) := \int_0^\infty m \cdot p_M(m \mid X \in \mathcal{R}_\ell) \cdot p_X(x \mid M=m, X \in \mathcal{R}_\ell) \, dm. \quad (53)$$

Now, substituting the definition of $\tilde{p}(x)$ into the left-hand side of (52), we have

$$\begin{aligned} \int_{-\infty}^{\hat{x}(\ell)} \tilde{p}(x) \, dx &= \int_{-\infty}^{\hat{x}(\ell)} \left[\int_0^\infty m \cdot p_M(m \mid X \in \mathcal{R}_\ell) \cdot p_X(x \mid M=m, X \in \mathcal{R}_\ell) \, dm \right] \, dx. \\ &= \int_0^\infty m \cdot p_M(m \mid X \in \mathcal{R}_\ell) \cdot \left[\int_{-\infty}^{\hat{x}(\ell)} p_X(x \mid M=m, X \in \mathcal{R}_\ell) \, dx \right] \, dm. \end{aligned} \quad (54)$$

The inner integral is the conditional CDF of X given $M=m$ and $X \in \mathcal{R}_\ell$. Thus,

$$\int_{-\infty}^{\hat{x}(\ell)} \tilde{p}(x) \, dx = \int_0^\infty p_M(m \mid X \in \mathcal{R}_\ell) \cdot m \cdot F_X(\hat{x}(\ell) \mid M=m, X \in \mathcal{R}_\ell) \, dm. \quad (55)$$

Similarly, the total mass in \mathcal{R}_ℓ , on the right-hand side of (52), is

$$\int_{\mathcal{R}_\ell} \tilde{p}(x) \, dx = \int_0^\infty m \cdot p_M(m \mid X \in \mathcal{R}_\ell) \, dm. \quad (56)$$

Substituting (55) and (56) into (52), we obtain the new condition for optimality:

$$\begin{aligned} & \int_0^\infty m \cdot p_M(m \mid X \in \mathcal{R}_\ell) \cdot F_X(\hat{x}(\ell) \mid M=m, X \in \mathcal{R}_\ell) \, dm \\ &= \frac{1}{2} \int_0^\infty m \cdot p_M(m \mid X \in \mathcal{R}_\ell) \, dm. \end{aligned} \quad (57)$$

Rearranging yields

$$\int_0^\infty m \cdot p_M(m \mid X \in \mathcal{R}_\ell) \cdot \left(F_X(\hat{x}(\ell) \mid M=m, X \in \mathcal{R}_\ell) - \frac{1}{2} \right) \, dm = 0. \quad (58)$$

Finally, we use the definition of the truncated CDF and the characterization of $p_M(m \mid X \in \mathcal{R}_\ell)$ from (25) to obtain

$$\boxed{\int_0^\infty m \cdot p_M(m) \cdot \left(F_X(\hat{x}(\ell) \mid M=m) - \frac{1}{2} [F_X(x \mid M=m)]_{\xi(\ell-1)}^{\xi(\ell)} \right) \, dm = 0.} \quad (59)$$

All expressions can be computed directly from the known PDF p_W and CDF F_W of W , using (12), (41), (42). Thus, we can use this equation in Lloyd's algorithm to determine the centroid by numerical integration in combination with some method for finding the root of the monotonous function in $\hat{x}(\ell)$ on the left-hand side of (59), such as the bisection method. [26, pp. 48 ff.]

B.3 Empirical Centroid Computation

In Section B.2, we have derived theoretical solutions for the centroid computation in block-wise absmax quantization. However, computing the resulting integrals numerically might suffer from precision issues preventing a straight-forward implementation. Therefore, we additionally provide a simpler method to compute the centroid $\hat{x}(\ell)$ of a region \mathcal{R}_ℓ using Monte-Carlo estimation based on samples drawn from the network weight distribution. This method has the additional advantage that it can be applied to empirically collected weights from existing pre-trained networks rather than an assumed parametric distribution.

We first sample weights $\mathbf{W} = (\mathbf{W}_b) = (w_{b,i}) \in \mathbb{R}^{B \times I}$ grouped into B blocks each with I weights from the distribution of network weights p_W . Then, we normalize the weights by their respective block maxima w_b^{\max} obtaining the normalized weights $\mathbf{X} \in \mathbb{R}^{B \times I} = (\mathbf{X}_b) = (x_{b,i})$. The objective now becomes to minimize the quantization error of the sampled weights $J(\mathbf{W}, \mathbf{Q}(\mathbf{W}))$, where J is either MAE() or MSE() and $\mathbf{Q}(\mathbf{W})$ is the result of applying the quantization function $Q_b(\cdot)$ element-wise to each row \mathbf{W}_b of \mathbf{W} . We apply Lloyd's algorithm based on empirical data to the generated weights with a modified centroid criterion, which is derived in the following for both MAE and MSE optimization.

MSE Optimization: Our first goal is to minimize the MSE of the network weights based on the sampled weights \mathbf{W} . We can express $\text{MSE}(\mathbf{W}, \mathbf{Q}(\mathbf{W}))$ in terms of an MSE of the normalized weights as follows:

$$\begin{aligned} \text{MSE}(\mathbf{W}, \mathbf{Q}(\mathbf{W})) &= \frac{1}{B \cdot I} \sum_{b \in \mathcal{B}} \sum_{i \in \mathcal{I}} (w_{b,i} - Q_b(w_{b,i}))^2 \\ &= \frac{1}{B \cdot I} \sum_{b \in \mathcal{B}} \sum_{i \in \mathcal{I}} (w_{b,i} - w_b^{\max} \cdot \tilde{Q}(x_{b,i}))^2 \\ &= \frac{1}{B \cdot I} \sum_{b \in \mathcal{B}} \sum_{i \in \mathcal{I}} (w_b^{\max})^2 \cdot (x_{b,i} - \tilde{Q}(x_{b,i}))^2 \\ &= \frac{1}{B} \sum_{b \in \mathcal{B}} (w_b^{\max})^2 \cdot \text{MSE}(\mathbf{X}_b, \tilde{\mathbf{Q}}(\mathbf{X}_b)), \end{aligned} \quad (60)$$

where w_b^{\max} for the b th block $\mathbf{W}_b \in (w_{b,i})$ is computed according to (1), and $\tilde{Q}()$ is the block-independent quantization function (3) that is utilized to quantize normalized weights.

Next, we show how the centroid computation using Lloyd's algorithm must be modified to update the reconstruction level $\hat{x}(\ell)$ in a *specific interval* $[\xi(\ell-1), \xi(\ell)]$ using empirical samples of normalized weights $\mathbf{X} = (x_{b,i})$, such that the MSE of the weights $\text{MSE}_\ell(\mathbf{W}, \mathbf{Q}(\mathbf{W}))$ *for that interval* is minimized. Let $x_k, k \in \mathcal{K}_\ell = \{1, \dots, K_\ell\}$, be those normalized weights $x_{b,i}$ that fall into the interval $[\xi(\ell-1), \xi(\ell)]$ in the b th block, and $w_k = w_b^{\max}$ the absolute or signed block maximum corresponding to the normalized weight x_k . Using (60), we can conclude that the contribution of the ℓ th interval to the overall MSE is

$$\text{MSE}_\ell(\mathbf{W}, \mathbf{Q}(\mathbf{W})) = \frac{1}{K_\ell} \sum_{k \in \mathcal{K}_\ell} (w_k)^2 \cdot (x_k - \hat{x})^2. \quad (61)$$

We minimize by computing the derivative w.r.t. \hat{x} according to

$$\frac{d}{d\hat{x}} \text{MSE}_\ell(\mathbf{W}, \mathbf{Q}(\mathbf{W})) = -\frac{2}{K_\ell} \sum_{k \in \mathcal{K}_\ell} w_k^2 \cdot (x_k - \hat{x}), \quad (62)$$

and setting it equal to 0, allowing us to ignore the constant factor:

$$0 = \sum_{k \in \mathcal{K}_\ell} w_k^2 \cdot (x_k - \hat{x}(\ell)) = \sum_{k \in \mathcal{K}_\ell} w_k^2 \cdot x_k - \sum_{k \in \mathcal{K}_\ell} w_k^2 \cdot \hat{x} \quad (63)$$

Rearranging for \hat{x} , we obtain the optimal reconstruction level in the ℓ th interval as

$$\hat{x}(\ell) = \hat{x} = \frac{\sum_{k \in \mathcal{K}_\ell} w_k^2 \cdot x_k}{\sum_{k \in \mathcal{K}_\ell} w_k^2}, \quad (64)$$

which is the weighted mean of weights x_k in the interval $[\xi(\ell-1), \xi(\ell)]$, weighted by their corresponding squared absolute or signed block maxima w_k^2 . Tab. 8 (discussed in Appendix C) further supports the equivalence of this Monte-Carlo method with the theoretical solution given in (5).

MAE Optimization: A similar derivation can be made for the optimization of the MAE. Given fixed normalized network weights $x_k, k \in \mathcal{K}_\ell$, with associated absolute block maxima $w_k, k \in \mathcal{K}_\ell$, we are searching for

$$x(\ell) = \arg \min_{\hat{x}} \text{MAE}_\ell(\mathbf{W}, \mathbf{Q}(\mathbf{W})) = \arg \min_{\hat{x}} \sum_{k \in \mathcal{K}_\ell} w_k \cdot |x_k - \hat{x}| \quad (65)$$

Therefore, we define the function we aim to minimize as

$$f(\hat{x}) := \sum_{k \in \mathcal{K}_\ell} w_k \cdot |x_k - \hat{x}|. \quad (66)$$

where $x_k, k \in \mathcal{K}_\ell$, are those normalized network weights contained in the interval $[\xi(\ell-1), \xi(\ell)]$. Further, we assume, w.l.o.g. that the normalized network weights x_k are in ascending order: $x_1 \leq x_2 \leq \dots \leq x_{K_\ell}$.

Obviously, the minimum must satisfy $x_1 \leq f(\hat{x}) \leq x_{K_\ell}$. Consider two distinct, consecutive normalized weights $x_\kappa, x_{\kappa+1}$ with $x_\kappa \neq x_{\kappa+1}$. Let $x_\kappa \leq \hat{x} < \hat{x} + \epsilon \leq x_{\kappa+1}$ for some $\epsilon \in \mathbb{R}^+$. Now, we can show the monotonicity of $f()$ on the interval $(x_\kappa, x_{\kappa+1})$ as follows:

$$\begin{aligned} f(\hat{x} + \epsilon) &= \sum_{k=1}^{\kappa} w_k \cdot (\hat{x} + \epsilon - x_k) + \sum_{k=\kappa+1}^{K_\ell} w_k \cdot (x_k - (\hat{x} + \epsilon)) \\ &= \sum_{k=1}^{\kappa} w_k \cdot \epsilon + \sum_{k=1}^{\kappa} w_k \cdot (\hat{x} - x_k) \\ &\quad - \sum_{k=\kappa+1}^{K_\ell} w_k \cdot \epsilon + \sum_{k=\kappa+1}^{K_\ell} w_k \cdot (x_k - \hat{x}) \\ &= \left(\sum_{k=1}^{\kappa} w_k - \sum_{k=\kappa+1}^{K_\ell} w_k \right) \cdot \epsilon + f(\hat{x}) \end{aligned} \quad (67)$$

Table 6: Reconstruction levels $\hat{x}(\ell)$ of **BOF4** and **BOF4-S** optimized w.r.t. MAE and MSE for **block size** $I = 64$.

ℓ	BOF4		BOF4-S	
	MAE-opt. $\hat{x}(\ell)$	MSE-opt. $\hat{x}(\ell)$	MAE-opt. $\hat{x}(\ell)$	MSE-opt. $\hat{x}(\ell)$
1	-1.0	-1.0	-0.8018798232078552	-0.8568463921546936
2	-0.7026305794715881	-0.7535245418548584	-0.6076051592826843	-0.6692874431610107
3	-0.5272703766822815	-0.579203724861145	-0.468828022480011	-0.5235266089439392
4	-0.3946738243103027	-0.4385998845100403	-0.3559602797031403	-0.4004882574081421
5	-0.2832144796848297	-0.3167679905891418	-0.2576169371604919	-0.2910638153553009
6	-0.1835313588380814	-0.2059924453496933	-0.1677481383085251	-0.1900092959403992
7	-0.090308666229248	-0.1015387624502182	-0.0827366262674332	-0.0938529595732689
8	0.0	0.0	0.0	0.0
9	0.0789600014686584	0.0887245312333107	0.0789434835314751	0.0887671709060669
10	0.1598792523145676	0.1793769598007202	0.1597966849803925	0.1794802695512772
11	0.244986355304718	0.2741499841213226	0.2448495477437973	0.2743096053600311
12	0.3372218906879425	0.3758211433887482	0.3371480107307434	0.3760197460651398
13	0.441359281539917	0.4884937703609467	0.4412573873996735	0.4886530041694641
14	0.565777063369751	0.6187058687210083	0.5656819343566895	0.6188603639602661
15	0.7299178242683411	0.7790452241897583	0.7298068404197693	0.7791395783424377
16	1.0	1.0	1.0	1.0

Therefore, $f(\hat{x})$ is monotonously decreasing on the interval $(x_\kappa, x_{\kappa+1})$ if

$$\sum_{k=1}^{\kappa} w_k \leq \sum_{k=\kappa+1}^{K_\ell} w_k, \quad (68)$$

and monotonously increasing otherwise. Let κ^{med} be the largest index κ for which (68) holds. Then, $f(\hat{x})$ is monotonously decreasing for $\hat{x} < x_{\kappa^{\text{med}}}$ and monotonously increasing for $\hat{x} > x_{\kappa^{\text{med}}}$. Therefore, $f(\hat{x})$ must be minimal at $\hat{x} = x_{\kappa^{\text{med}}}$. The point $x_{\kappa^{\text{med}}}$ is known as the *weighted median* of x_k , $k \in \mathcal{K}_\ell$, with weights w_k .

In conclusion, the optimal reconstruction level $\hat{x}(\ell)$ under the MAE criterion during the iteration of Lloyd's algorithm for normalized network weights is computed as the weighted median

$$\hat{x}(\ell) = \hat{x} = \text{median}_W(x_1, \dots, x_{K_\ell}; w_1, \dots, w_{K_\ell}) := \max_{\kappa \in \mathcal{K}} \left\{ x_\kappa \mid \sum_{k=1}^{\kappa} w_k \leq \sum_{k=\kappa+1}^{K_\ell} w_k \right\}, \quad (69)$$

for x_k , $k \in \mathcal{K}_\ell$, in ascending order $x_1 \leq x_2 \leq \dots \leq x_{K_\ell}$, *both* in the case of block-wise absolute and signed absmax normalization. In both cases, w_k represents the weight with the largest *absolute* value in the block containing x_k .

C Optimal Quantization Codebooks

Tab. 6 and Tab. 7 display the codebooks that were computed using the EM algorithm outlined in Section 3.2. In Tab. 6, the reconstruction levels of BOF4 and BOF-S optimized w.r.t. both MAE and MSE are shown for an example block size $I = 64$. Tab. 7 shows the reconstruction levels of our top-performing quantizer BOF4-S optimized w.r.t. MSE for additional practical block sizes $I \leq 256$.

Furthermore, Tab. 8 presents a comparison of the BOF4 (MSE) reconstruction levels computed with two different implementations. In the first solution, the centroid is computed based on an empirical approach by the Monte-Carlo method using Gaussian-distributed data according to (6), while the second (theoretical) solution is computed data-independently using our implementation of (5) based on numerical integration. The variance in the finite number of Gaussian samples on the one hand, and numerical inaccuracies on the other hand, cause minor differences in reconstruction levels. The MSE between the theoretical and empirical solution is computed as (in dB)

$$\text{MSE} = 10 \cdot \log_{10} \frac{\sum_{\ell \in \mathcal{L}} P[X \in \mathcal{R}_\ell] \cdot (\hat{x}^{\text{theo}}(\ell) - \hat{x}^{\text{emp}}(\ell))^2}{\sum_{\ell \in \mathcal{L}} P[X \in \mathcal{R}_\ell] \cdot \hat{x}^{\text{theo}}(\ell)^2} \text{ dB}, \quad (70)$$

Table 7: Reconstruction levels $\hat{x}(\ell)$ of **BOF4-S** optimized w.r.t. MSE for **various block sizes** I .

ℓ	$\hat{x}(\ell)$ for BOF4-S (MSE)			
	$I = 32$	$I = 64$	$I = 128$	$I = 256$
1	-0.8732797503471375	-0.8568463921546936	-0.83739173412323	-0.8146829009056091
2	-0.6907446384429932	-0.6692874431610107	-0.6462452411651611	-0.6221838593482971
3	-0.5437039136886597	-0.5235266089439392	-0.5028634667396545	-0.4820549190044403
4	-0.4173701703548431	-0.4004882574081421	-0.3836247622966766	-0.3669650852680206
5	-0.3038933575153351	-0.2910638153553009	-0.2783779501914978	-0.2659871876239777
6	-0.1986017823219299	-0.1900092959403992	-0.1815713942050934	-0.1733742356300354
7	-0.0981557220220566	-0.0938529595732689	-0.0896477326750755	-0.0855776593089104
8	0.0	0.0	0.0	0.0
9	0.0925938412547112	0.0887671709060669	0.0850915610790253	0.0815095230937004
10	0.187048003077507	0.1794802695512772	0.1720834821462631	0.1649149656295776
11	0.2855197489261627	0.2743096053600311	0.2632072865962982	0.2524392008781433
12	0.3907126188278198	0.3760197460651398	0.3613293170928955	0.3470274209976196
13	0.506283164024353	0.4886530041694641	0.4707452654838562	0.4531534314155579
14	0.6379748582839966	0.6188603639602661	0.5988966822624207	0.578848659992218
15	0.7956376671791077	0.7791395783424377	0.761027991771698	0.7418596744537354
16	1.0	1.0	1.0	1.0

Table 8: Reconstruction levels of **BOF4 (MSE)** for block size $I = 64$ using either the **empirical method** ($\hat{x}^{\text{emp}}(\ell)$) or the **theoretical solution** ($\hat{x}^{\text{theo}}(\ell)$) for the computation of centroids. The third column shows the absolute deviation between corresponding reconstruction levels.

ℓ	Empirical solution $\hat{x}^{\text{emp}}(\ell)$	Theoretical Solution $\hat{x}^{\text{theo}}(\ell)$	Deviation $ \hat{x}^{\text{emp}}(\ell) - \hat{x}^{\text{theo}}(\ell) $
1	-1.0	-1.0	0.0
2	-0.7535245418548584	-0.7535689203869577	0.0000443785320993
3	-0.579203724861145	-0.5792681492535123	0.0000644243923673
4	-0.4385998845100403	-0.4386720084478466	0.0000721239378063
5	-0.3167679905891418	-0.3168191039791481	0.0000511133900062
6	-0.2059924453496933	-0.2060291109696586	0.0000366656199653
7	-0.1015387624502182	-0.1015640796456471	0.0000253171954289
8	0.0	0.0	0.0
9	0.0887245312333107	0.0887646748673216	0.0000401436340109
10	0.1793769598007202	0.1794535266886747	0.0000765668879545
11	0.2741499841213226	0.274249773841407	0.0000997897200843
12	0.3758211433887482	0.375951029286045	0.0001298858972968
13	0.4884937703609467	0.4885925268369112	0.0000987564759645
14	0.6187058687210083	0.6187715546288008	0.0000656859077925
15	0.7790452241897583	0.7790828367844242	0.0000376125946659
16	1.0	1.0	0.0

where $\mathcal{L} = \{1, \dots, 16\}$. With the results from Tab. 8, we obtain $\text{MSE} = -56.34$ dB. This demonstrates the *practical equivalence* of both implementations.

D Optimizing the Quantization Error of Normalized Weights

Instead of minimizing the end-to-end quantization error $\text{MAE}(W, Q(W))$ or $\text{MSE}(W, Q(W))$ of the network weights $w_{b,i}$ as in BOF4(-S), see Section 3.2, equations (7) and (5), one could alternatively minimize the quantization error $\text{MAE}(X, Q_b(X))$ or $\text{MSE}(X, Q_b(X))$ of the normalized weights $x_{b,i}$. In comparison to BOF4(-S), optimizing the quantization error of normalized weights is more straightforward and can be achieved using Lloyd’s algorithm [8] with standard centroid update rules. For MAE minimization, the centroid of a Voronoi region \mathcal{R}_ℓ is computed based on samples from the network weight distribution with PDF p_W , as the median of normalized weights $x_k \in \mathbb{R}$, with

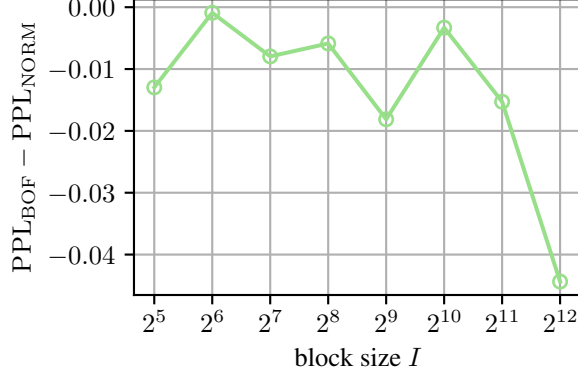


Figure 6: Difference in perplexity on WikiText-2 of Llama-3.1 8B quantized with BOF4 (PPL_{BOF}) vs. a codebook minimizing MSE of normalized weights (PPL_{NORM}). Lower values indicate better performance of BOF4.

$k \in \mathcal{K}_\ell = \{1, \dots, K_\ell\}$:

$$\hat{x}(\ell) = \text{median}(x_1, \dots, x_{K_\ell}) \quad (71)$$

For MSE minimization, the optimal centroid is the mean

$$\hat{x}(\ell) = \frac{1}{K_\ell} \sum_{k \in \mathcal{K}_\ell} x_k. \quad (72)$$

Note that BOF4(-S) modifies these centroid conditions by introducing an additional weighting of the normalized network weights x_k depending on the absolute block maxima w_k of their respective block (see (8) for MAE and (6) for MSE).

We empirically compare the two optimization strategies. A 4-bit codebook minimizing $MSE(X, Q_b(X))$ is computed with Lloyd’s algorithm using centroids as defined in (72). Then, the perplexity of Llama-3.1 8B on WikiText-2 is measured for both this codebook (72) and BOF4 (MSE) (6). Figure 6 shows the difference in perplexity $PPL_{BOF} - PPL_{NORM}$ between the two optimization approaches, with PPL_{BOF} referring to the perplexity achieved by BOF4 (MSE), and PPL_{NORM} referring to the perplexity when using the codebook that minimizes $MSE(X, Q_b(X))$. For all values of I , the difference is negative, indicating that BOF4 (MSE) consistently achieves lower perplexity than the codebook minimizing the MSE of normalized weights.

E Further Details on Outlier-Preserving Quantization (OPQ)

E.1 Design Considerations

We use a method to identify outliers that depends on the standard deviation σ_b of weights within a block b rather than on a fixed threshold, as the scaling of individual blocks within a neural network layer’s weight tensor can vary greatly. Accordingly, we normalize the weights in each block to a standard deviation of 1, dividing by the sample estimate

$$\sigma_b = \sqrt{\frac{1}{I-1} \sum_{i \in \mathcal{I}} (w_{b,i} - \bar{w}_b)^2}, \quad b \in \mathcal{B}, \quad (73)$$

where $\bar{w}_b = \frac{1}{I} \sum_{i \in \mathcal{I}} w_{b,i}$ denotes the sample mean of weights $w_{b,i}$ in block b . Furthermore, to make the method generally applicable to different distributions p_W of network weights, we use the expected distribution of absolute block maxima w_b^{\max} (p_M from (12)) to determine the threshold at which a normalized weight $w_{b,i}$ is classified as an outlier. Specifically, we use the q -quantile of the distribution of absolute block maxima with PDF p_M for some value q close to 1 as the threshold. Intuitively, this means that a normalized weight counts as an outlier if its absolute value is larger than a fraction q of all absolute block maxima, assuming that the actual distribution of network weights would ideally adhere to our distribution assumption p_W .

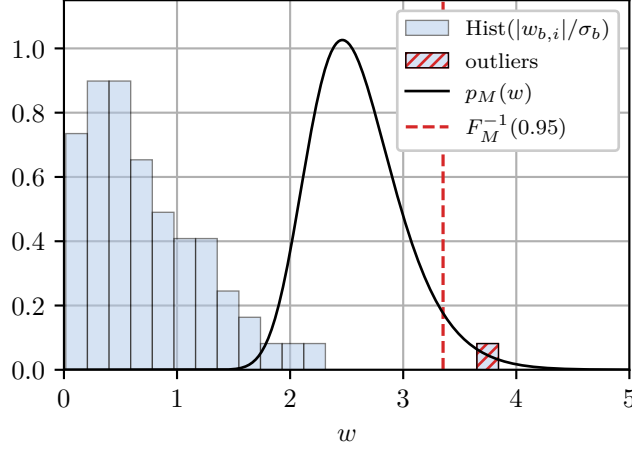


Figure 7: Illustration of **OPQ outlier detection**. The histogram of absolute weights $\frac{|w_{b,i}|}{\sigma_b}$ of an example block b with block size $I = 64$ normalized to a unit standard deviation is shown in blue. Weights are identified as outliers (red hatching) iff they are greater than $F_M^{-1}(0.95)$, i.e., expected to be greater than $q = 95\%$ of the absolute block maxima $|w_b^{\max}|$ according to the assumption of Gaussian-distributed network weights $w_{b,i}$. The corresponding PDF p_M of absolute block maxima $|w_b^{\max}|$ is shown as a black solid line.

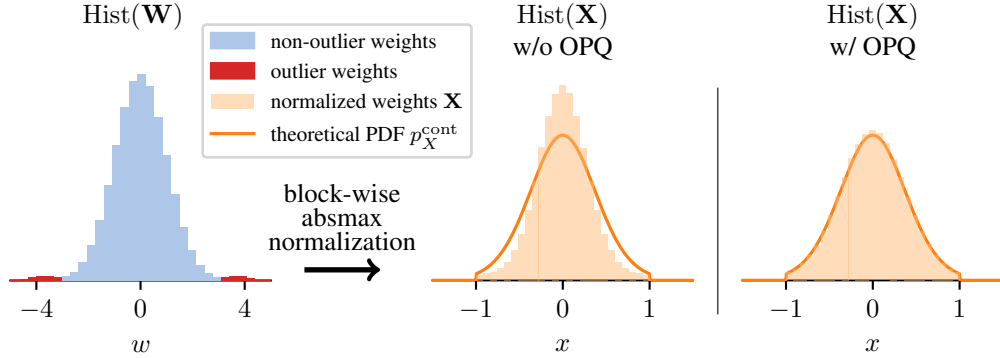


Figure 8: **Effect of outlier-preserving quantization (OPQ)** on the distribution of normalized network weights. The histogram of original network weights \mathbf{W} containing some outlier weights (red) and non-outliers (blue) is shown on the left. The normalized network weights \mathbf{X} that are not -1 or 1 are shown on the right with and without OPQ. The theoretical PDF p_X^{cont} of the *continuous part* of normalized weights \mathbf{X} is shown for comparison. The PDF p_X^{cont} is computed under the assumption of Gaussian-distributed network weights, whereas the true network weights \mathbf{W} contain (non-Gaussian) outliers.

Fig. 7 illustrates the detection of outliers. The blue histogram represents a block of absolute network weights $\frac{|w_{b,i}|}{\sigma_b}$, normalized by the standard deviation σ_b . The PDF p_M (see (12)) describes the theoretical distribution of absolute block maxima, indicating where the largest absolute non-outlier weight is expected. In this example, we define outliers as absolute weights exceeding the 95th percentile of the expected absolute block maxima, denoted by $F_M^{-1}(0.95)$, the inverse of the CDF F_M taken from (11). An example outlier is highlighted by red hatching.

Fig. 8 illustrates the advantage of applying OPQ to the network weights \mathbf{W} , which are almost Gaussian-distributed with only a small fraction of outlier weights that are highly unlikely to occur in Gaussian-distributed data. While OPQ stores the outlier weights (red color) in 16-bit precision, the

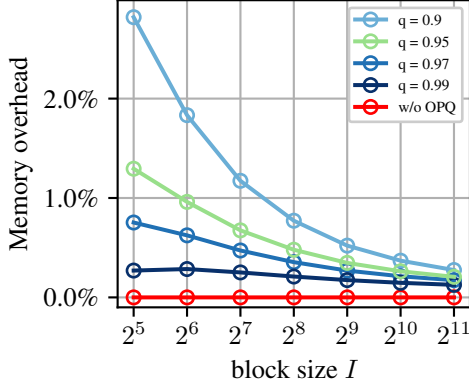


Figure 9: **Additional OPQ memory overhead** of BOF4 (MSE) applied to Llama-3.1 8B as a fraction of the total memory required by the quantized weights after block-wise absmax quantization, including the quantization constants.

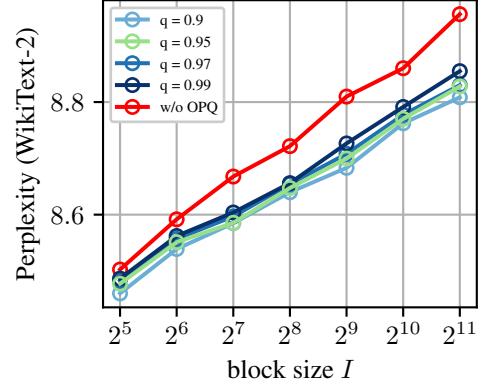


Figure 10: **Perplexity** of Llama-3.1 8B on the WikiText-2 validation split after quantization with BOF4 (MSE) using OPQ with various values of the hyperparameter q .

non-outlier weights (blue color) are subject to normalization. On the right side in Fig. 8, the resulting normalized weights \mathbf{X} without and with OPQ are shown for the weights that are no absolute block maxima, i.e., $x \in (-1, 1)$. Without applying OPQ, the outliers affect the scaling of their blocks during normalization, resulting in a distribution of normalized weights \mathbf{X} that is more concentrated around the mean than the distribution p_X^{cont} for which the quantizer was optimized. This is because during normalization, each block b is divided by its absolute maximum w_b^{max} . If \mathbf{W} contains outliers, w_b^{max} is larger than expected for many blocks, leading to smaller normalized weights, which lets a quantizer operate in the underload regime, thereby being suboptimal w.r.t. its rate-distortion characteristics. On the other hand, when OPQ is used, the outlier weights are replaced with the placeholder value of 0 in the weight tensor \mathbf{W} before normalization. Consequently, the distribution of normalized weights \mathbf{X} is much more similar to the theoretically expected PDF p_X^{cont} . We chose this method for managing outliers, instead of abandoning the assumption of Gaussian network weights, because we observe that most rows of weight matrices in LLMs are very close to Gaussian, whereas only some blocks follow a super-Gaussian distribution with a small number of large-magnitude outlier weights. This observation is also supported by Dettmers et al. (Appendix of [5]). In practice, the design of OPQ enables one to control the expected number of weights stored in high precision via the choice of the hyperparameter q .

Note that the reconstruction levels of BOF4 or BOF4-S, shown in Tabs. 6 and 7, remain unchanged when OPQ is used.

E.2 Hyperparameter Search

We conduct a limited hyperparameter search to find a reasonable value for q by measuring the additional memory cost compared to block-wise absmax quantization without OPQ (Fig. 9) and the perplexity on the WikiText-2 [17] validation split (Fig. 10) for $q \in \{0.9, 0.95, 0.97, 0.99\}$. We observe that the memory overhead decreases as the block size I increases. Even more, the positive effect of OPQ on perplexity increases with increasing block size. For instance, when setting $q = 0.9$, the memory overhead at block size $I = 32$ is approximately 3% while the impact on perplexity is low. Meanwhile, at larger block sizes, where the effect on perplexity becomes more pronounced, OPQ only incurs a minimal memory overhead, even for $q = 0.9$. While all choices of q yield a significantly improved perplexity compared to quantization without OPQ, the differences in perplexity for the tested values of q are small. This suggests that a relatively high value, such as $q = 0.97$, is already effective, despite the negligible memory overhead. However, we find that $q = 0.95$ (light-green curves) still leads to an acceptable fraction of weights stored in high precision, even at smaller block

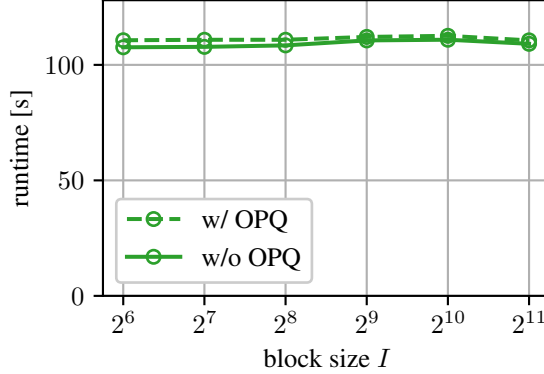


Figure 11: Time to generate 1000 tokens with and without OPQ depending on the block size I , evaluated on Llama-3.1 8B.

sizes. For example, at block size $I = 64$, the additional memory cost relative to block-wise absmax quantization without OPQ is 0.96%. Lowering q further only marginally improves the perplexity while increasing the number of affected parameters further. Based on these findings, we perform our experiments using $q = 0.95$.

E.3 Runtime Overhead

We additionally evaluate the runtime overhead of OPQ. Figure 11 shows the time required to generate 1000 tokens with Llama-3.1 8B on an NVIDIA RTX 4070 Ti Super GPU using block-wise absmax quantization without and with OPQ. Note that the particular block-wise absmax quantization method that is used does not influence the decoding runtime, since NF4, AF4, BOF4, and BOF4-S all utilize the same implementation of decoding, only differing in the values of the reconstruction levels $\hat{x}(\ell)$. We observe that OPQ only incurs a minimal runtime overhead.

F Training Details and Hardware Resources

Our hyperparameter choices align closely with those used by Dettmers et al. during the original evaluation of the QLoRA method [5]. We use the AdamW optimizer [27] with a constant learning rate of $4 \cdot 10^{-5}$, configured with the exponential decay rates $\beta_1 = 0.9$ and $\beta_2 = 0.999$. We perform supervised fine-tuning for 1875 steps using batch size 16. Furthermore, we use gradient clipping with a `max_grad_norm` parameter of 0.3. A dropout with a 10% dropout rate is applied to the LoRA layers. In contrast to Dettmers et al. [5], we do not perform double quantization, i.e., the quantization constants are not further quantized.

All fine-tuning runs were conducted on a single A100 40GB GPU. Each run finished in less than 8 hours. For perplexity and accuracy evaluations, either an NVIDIA RTX 3080 with 10GB of memory or an A100 40GB was used.

G Additional Evaluations

In Tab. 9, the quantization error and perplexity results for the Llama-3.1 8B and the Qwen-2.5 7B models are shown. Note that Tab. 9 corresponds to Tab. 1, the latter just showing larger models. Similar to the larger models, we observe that our BOF4(-S) quantizers perform at least as well and usually better than the baseline methods in the quantization error metric (MAE or MSE) for which the particular codebook is optimized. Furthermore, the BOF4-S quantizers using our signed absmax normalization significantly improve all metrics over BOF4 with absolute absmax normalization. When additionally applying OPQ to the BOF4-S quantizers, performance in all metrics improves further. *The lowest errors are achieved by BOF4-S + OPQ, using the codebook optimized for the particular error metric.* Interestingly, for the Qwen-2.5 3B model, our MAE-optimized methods

Table 9: **Quantization error** (MAE and MSE) and **perplexity** (PPL) on WikiText-2 of quantization methods applied to the network weights of two 3B regime LLMs with block size $I = 64$. Best result in each column in bold, second best underlined.

	Llama-3.1 3B			Qwen-2.5 3B		
	MAE ↓	MSE ↓	PPL ↓	MAE ↓	MSE ↓	PPL ↓
	1e-3	1e-6		1e-3	1e-6	
NF4	1.399	3.333	10.72	1.822	5.722	12.13
AF4	1.441	3.588	10.71	1.862	6.118	13.48
BOF4 (MAE)	1.399	3.302	10.72	1.821	5.670	12.16
BOF4 (MSE)	1.424	3.191	10.73	1.862	5.526	12.46
BOF4-S (MAE)	1.341	3.071	10.68	1.746	5.274	<u>12.07</u>
+ OPQ	1.316	2.971	10.63	1.689	<u>5.026</u>	12.05
BOF4-S (MSE)	1.367	<u>2.936</u>	10.66	1.788	5.087	12.41
+ OPQ	<u>1.336</u>	2.791	<u>10.64</u>	<u>1.719</u>	4.739	12.36

generally achieve better perplexity, suggesting that the target error metric for optimization, which leads to the best performance, may vary depending on the LLM.

Fig. 12 shows perplexity results for BOF4 on the WikiText-2 and LAMBADA datasets. Note that Fig. 12 corresponds to Fig. 3, the latter reporting on BOF4-S, however. *We observe that for most block sizes I , the perplexity of BOF4 optimized w.r.t. MAE or MSE is similar to that of the best-performing baseline method. Adding OPQ significantly reduces perplexity, particularly when used with MSE optimized codebooks and at large block sizes.*

Tab. 10 displays additional perplexity and accuracy measurements for the larger Llama-3 8B, Qwen-2.5 7B, and the tiny Qwen-2.5 0.5B. Note that Tab. 10 corresponds to Tab. 2, the latter reporting on small 3B models. Our best BOF4 quantization method consistently outperforms the baseline methods, NF4 and AF4, in terms of perplexity on WikiText-2 and LAMBADA, except when applied to the Qwen-2.5 7B model, where NF4 achieves a surprisingly low perplexity on LAMBADA—surpassing even the performance of the unquantized BF16 model. Note, however, that for the Qwen-2.5 7B model, each of our four proposed BOF4(-S) methods performs as well as or better than NF4 in the NLP benchmarks’ normalized average accuracy (NAV) metric. Overall normalized average accuracy (NAV) results from the language modeling benchmarks do not indicate a single quantizer or approach that consistently performs best.

The OPQ variant proves particularly effective for the smaller Qwen-2.5 0.5B model, where it significantly improves perplexity over the respective quantizer without OPQ and both baselines NF4 and AF4.

H Definition of the Normalized Average Accuracy Metric

To determine an overall accuracy score for a model over multiple benchmarks, we employ a normalized average accuracy that accounts for the chance level accuracy achievable by random guessing on each benchmark. For example, some benchmarks use a multiple-choice format with four answer options. In this case, random guessing would yield an accuracy of 25%. To ensure that no benchmark disproportionately influences the average accuracy, we normalize the accuracy of multiple-choice benchmarks such that random guessing is expected to yield 0% and answering all queries correctly yields 100%. The normalized accuracy is calculated as

$$\text{ACC}_{\text{norm}} = \frac{\text{ACC} - \text{ACC}_{\text{chance}}}{1 - \text{ACC}_{\text{chance}}}, \quad (74)$$

where $\text{ACC}_{\text{chance}}$ is the chance-level accuracy. This normalized average accuracy ACC_{norm} is reported in Tabs. 2 and 10, abbreviated as NAV ACC.

Table 10: **Inference** results of 4-bit scalar quantization methods evaluated using **additional LLMs** with block size $I = 64$. The evaluated metrics are the perplexity on the WikiText-2 and LAMBADA dataset, and the accuracy on the MMLU (few-shot), ARC-Challenge, HellaSwag, PIQA, SIQA, and WinoGrande benchmarks. Best result in each column in bold, second best underlined, BF16 excluded.

Model	Quantizer	WikiText2 PPL ↓	Lambada PPL ↓	MMLU ACC ↑	ARC-C ACC ↑	HellaSwag ACC ↑	PIQA ACC ↑	SIQA ACC ↑	WinoGrande ACC ↑	NAV ACC ↑
Llama-3.2 8B	BF16	7.94	3.96	63.0	51.3	60.0	80.0	47.0	73.8	43.4
	NF4	8.53	4.41	61.2	49.1	59.1	78.9	47.4	73.6	42.0
	AF4	8.51	4.38	61.6	49.9	59.1	<u>79.5</u>	<u>47.0</u>	73.6	42.4
	BOF4 (MSE)	<u>8.47</u>	4.25	61.7	50.4	<u>59.3</u>	<u>78.9</u>	46.4	73.1	42.0
	+ OPQ	<u>8.47</u>	<u>4.25</u>	<u>61.7</u>	<u>50.4</u>	<u>59.3</u>	78.9	46.4	73.1	42.0
	BOF4-S (MSE)	<u>8.47</u>	4.29	<u>61.7</u>	48.5	59.5	79.2	46.2	72.8	41.6
	+ OPQ	8.43	4.29	61.9	49.2	59.5	79.7	46.5	72.5	41.9
Qwen-2.5 7B	BF16	9.50	4.53	71.5	48.2	60.0	78.7	54.8	72.7	45.8
	NF4	9.91	4.48	<u>70.7</u>	46.7	59.0	78.9	54.2	<u>71.7</u>	44.6
	AF4	9.90	4.70	<u>70.6</u>	47.2	58.9	78.3	54.5	<u>70.2</u>	44.0
	BOF4 (MSE)	9.95	4.83	<u>70.7</u>	48.2	<u>59.2</u>	<u>78.7</u>	54.1	71.3	<u>44.8</u>
	+ OPQ	<u>9.85</u>	4.73	70.6	47.4	<u>59.2</u>	78.9	54.2	72.2	45.0
	BOF4-S (MSE)	9.88	4.79	70.8	48.4	<u>59.2</u>	78.6	54.3	70.6	44.6
	+ OPQ	9.83	<u>4.67</u>	70.6	48.5	59.3	78.6	<u>54.4</u>	71.1	<u>44.8</u>
Qwen-2.5 0.5B	BF16	19.64	16.95	47.5	29.5	40.6	70.2	44.4	56.4	21.1
	NF4	22.24	25.20	44.8	28.3	38.8	69.5	44.4	56.6	19.7
	AF4	22.14	27.17	43.5	28.5	<u>39.0</u>	68.9	43.3	56.8	19.1
	BOF4 (MSE)	22.22	27.28	45.1	29.9	39.1	69.5	42.9	54.5	19.1
	+ OPQ	21.72	<u>24.61</u>	45.0	29.0	<u>39.0</u>	<u>69.4</u>	43.5	55.6	<u>19.3</u>
	BOF4-S (MSE)	23.02	26.64	44.2	30.4	39.1	68.0	<u>43.7</u>	55.6	19.1
	+ OPQ	<u>21.88</u>	22.90	44.2	29.6	38.8	68.4	43.4	<u>56.7</u>	19.2

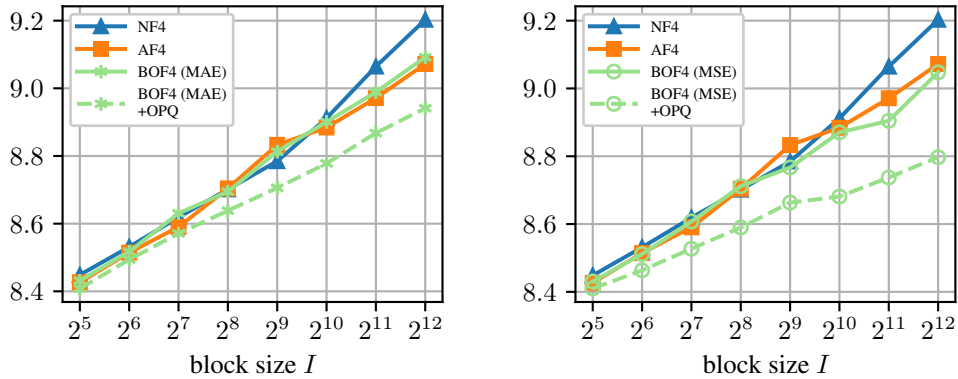


Figure 12: **Perplexity** of Llama-3.1 8B on WikiText-2 after quantization with **NF4**, **AF4**, and our **BOF4** optimized w.r.t. MAE (left, *) or MSE (right, o) for different block sizes I , without and with outlier-preserving quantization (OPQ, dashed line).