

# Burger🍔: Robust Graph Denoising-augmentation Fusion and Multi-semantic Modeling for Social Recommendation

Yuqin Lan<sup>1,2</sup>, Weihao Shen<sup>1</sup>, Yuanze Hu<sup>1</sup>, Qingchen Yu<sup>1</sup>, Zhaoxin Fan<sup>1†</sup>, Faguo Wu<sup>1†</sup>, Laurence T. Yang<sup>2†</sup>

<sup>1</sup>Beijing Advanced Innovation Center for Future Blockchain and Privacy Computing,  
School of Artificial Intelligence, Beihang University, Beijing, China

<sup>2</sup>School of Cyber Science and Engineering, Huazhong University of Science and Technology, Wuhan, China  
{lanyq, shenweihao, huyuanze, yuqingchen, zhaoxinf, faguo}@buaa.edu.cn, ltyang@gmail.com

**Abstract**—In the era of rapid development of social media, social recommendation systems as hybrid recommendation systems have been widely applied. Existing methods capture interest similarity between users to filter out interest-irrelevant relations in social networks that inevitably decrease recommendation accuracy, however, limited research has a focus on the mutual influence of semantic information between the social network and the user-item interaction network for further improving social recommendation. To address these issues, we introduce a social recommendation model with robust graph denoising-augmentation fusion and multi-semantic Modeling(Burger). Specifically, we firstly propose to construct a social tensor in order to smooth the training process of the model. Then, a graph convolutional network and a tensor convolutional network are employed to capture user’s item preference and social preference, respectively. Considering the different semantic information in the user-item interaction network and the social network, a bi-semantic coordination loss is proposed to model the mutual influence of semantic information. To alleviate the interference of interest-irrelevant relations on multi-semantic modeling, we further use Bayesian posterior probability to mine potential social relations to replace social noise. Finally, the sliding window mechanism is utilized to update the social tensor as the input for the next iteration. Extensive experiments on three real datasets show Burger has a superior performance compared with the state-of-the-art models.

**Index Terms**—social recommendation, graph neural networks, semantic influence

## I. INTRODUCTION

With the development of social media, social recommendation as a hybrid recommendation system has attracted extensive attention. Previous research on human social behavior introduced two theories, i.e., the homophily theory [1] and the social influence theory [2]. The former refers to the fact that people with common interests are more likely to establish social relations, while the latter means that social relations can influence individuals’ interests and behaviors.

Based on the two theories, the core idea of social recommendation is to mine shared preference patterns among socially-connected users [3]. Early social recommendations [4]–[10] are based on social relations, using trust propagation algorithms to predict preferences based on trust degrees, or

leveraging friends’ interests for collaborative filtering. Later methods [11]–[14] based on Graph Neural Networks (GNNs) construct social networks and user-item networks into graphs, and use graph convolution and graph attention mechanisms for message passing and feature aggregation to capture complex information, accurately mine interests, and improve recommendation quality.

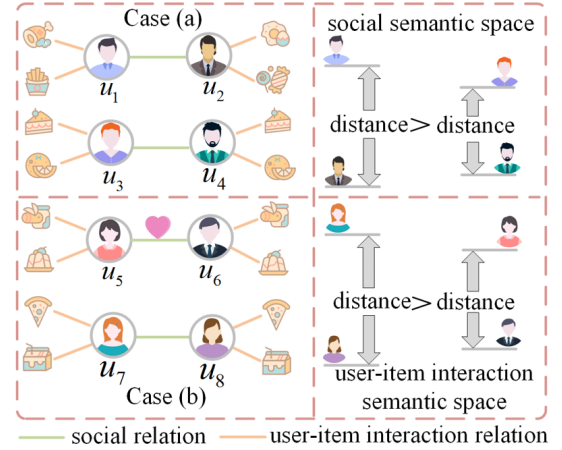


Fig. 1: A toy example illustrating the mutual influence between the two semantic information.

Although GNNs-based social recommendations have shown their effectiveness, these methods overlook the fact that interest-irrelevant relations [15] in social networks can hinder performance of the model. On the one hand, users may establish connections with those who don’t have the same interests out of social politeness or on a whim. On the other hand, fake accounts and junk information are flooding. These accounts randomly add friends or follow others, which seriously disrupts the normal order of social networks. To alleviate the influence of interest-irrelevant relations, some studies [16], [17] attempt to filter out these relations identified based on users’ item preferences. For example, GDMSR [18] leverages Transformer [19] to capture users’ item preferences, calculates the relation confidence between socially-connected users based

† Zhaoxin Fan, Faguo Wu and Laurence T. Yang are corresponding authors.

on these preferences, and then iteratively deletes the edges of low relation confidence from original social graphs. DSL [20] adjusts the self-supervised signals by leveraging the similarity of users' item preferences and filters out misleading social influences.

Although these methods are effective in leveraging users' item preferences to identify social noise, we still argue that they suffer from a notable limitation. Specifically, the user-item interaction network and the social network contain different semantic information. These two types of semantic information influence and correlate with each other. Ignoring this mutual influence fails to explicitly preserve and generalize it to socially-connected users, hindering further improvement of the model. Taking Fig.1 as an example, we firstly define two semantic spaces, i.e., the social semantic space and the user-item interaction semantic space. In the case (a), users  $u_1$  and  $u_2$  are socially related but have minimal shared item preferences. In contrast, users  $u_3$  and  $u_4$  share both social connections and common item preferences. Consequently, these two semantic differences can result in the distance between  $u_3$  and  $u_4$  is closer to than that between  $u_1$  and  $u_2$  in the social semantic space. This case corresponds to the influence of user-item interaction semantic information on social semantic space. Besides, in the case (b), users  $u_5$  and  $u_6$  have common item preferences and a strong social relation. In contrast,  $u_7$  and  $u_8$  have common item preferences but a relatively weak social relation. Therefore, these two semantic differences can result in the distance between  $u_5$  and  $u_6$  is closer to than that between  $u_7$  and  $u_8$  in the user-item interaction semantic space. This case represents the influence of social semantic information on user-item interaction semantic space.

Due to the limitation, we introduce a social recommendation model with robust graph denoising-augmentation fusion and multi-semantic Modeling(Burger), which consists of four main modules: Sliding Window based Social Tensor Construction module, User Dual-preference Joint Mining module, Multi-semantic Modeling module and Graph Denoising-augmentation Fusion module. Firstly, the social graph is converted into a social tensor. Then, a graph convolutional network and a tensor convolutional network are employed respectively to mine users' item preferences and social preferences, and the interest similarity and social similarity are calculated. Next, a bi-semantic coordination loss is proposed, combined with the BPR loss, and the total loss is obtained through weighted summation for multi-semantic modeling. To mitigate the interference of social noise on multi-semantic modeling, a method based on Bayesian posterior probability is employed to identify potential social relations, replace social noise, and construct a new social graph. Finally, the sliding window mechanism is utilized to add the new social graph to the social tensor as the input for the next iteration. We conduct extensive experiments on three real datasets, Ciao, Douban and Yelp. The experimental results validate that our proposed Burger outperforms the state-of-art models.

The main contributions of our work can be summarized as follows:

- We propose a sliding window mechanism to iteratively construct a social tensor in order to smooth the training process of the model.
- To the best of our knowledge, we propose a bi-semantic coordination loss to model the mutual influence of multi-semantic behaviors, which improve model generalization by coordinating relative distances between users in two semantic spaces.
- We use Bayesian posterior probability to mine potential social relations to mitigate the interference of social noise on multi-semantic modeling.
- We conduct extensive experiments on three real-world datasets, demonstrating that our model surpasses the state-of-art models.

## II. RELATED WORK

In this section, we introduce the relevant fields about social recommendation based on GNNs and noise-resistant social recommendation.

### A. Social Recommendation based on GNNs

Early social recommendation methods [4]–[6], [21] rely on matrix factorization, which fails to deeply capture user social-interest and item-interest connections. Graph neural networks address this by capturing higher-order, robust connections between users and items. For instance, DiffNet [22] and DiffNet++ [23] model social network topology, user interests, and social influence. Graphrec [14] uses graph attention networks to integrate user-item and social graph information. FBNE [24] captures high-order implicit relations, but these models are often biased by social noise.

### B. Noise-resistant Social Recommendation

Noise-resistant social recommendation typically involves edge manipulation to clean noisy relations. These methods evaluate the connections between users by mining the preferences on the user-item bipartite graphs. For instance, existing works [25], [26] use probabilistic neighbor sampling to learn reliable neighboring nodes adaptively. GDMSR [18] employs sparsification for a cleaner social graph, while ESRF [27] utilizes GANs to generate denser social connections. On the other hand, some self-supervised models can also resist the interference of noise. They can extract more robust features by mining the self-supervised signals in the data, such as utilizing the contextual information of social networks, time series information, etc., thus effectively reducing the impact of noise on the recommendation results. For instance, Re4 [28] and CML [29] leverage mutual interests to address noise, while DSL [20] aligns social and user-item network information through user sampling. Zhou et al. [30] suggest enhancing sequential recommendation via self-supervised pre-training. MADM [31] alleviates social noise by maximizing the mutual information between users' social representations and users' item preference representations.

Although these methods are effective in resisting the interference of noise. However, some of them ignore the mutual

influence of semantic information between the social network and the user-item interaction network, hindering further improvement of the model.

### III. METHODOLOGY

The architecture of Burger is shown in Fig.2. The model consists of four main modules, i.e., sliding window based social tensor construction module, user dual-preference joint mining module, multi-semantic modeling module and graph denoising-augmentation fusion module.

#### A. Notations and Preliminaries

The Burger model is built upon the foundation of social recommendation field, where both social network and user-item interaction network are integral components. We define the user set  $U = \{u_1, u_2, \dots, u_m\}$  and the item set  $I = \{i_1, i_2, \dots, i_n\}$ , where  $m$  and  $n$  denote the sizes of the respective sets. User-item interaction matrix is represented through  $R = \{r_{ui}\}_{m \times n}$ , and social matrix is represented through  $S = \{s_{uv}\}_{m \times m}$ . If  $r_{ui} = 1$ , it signifies an interaction between user  $u$  and item  $i$ , otherwise,  $r_{ui} = 0$ . Similarly,  $s_{uv} = 1$  indicates a explicit social relation between user  $u$  and user  $v$ , while  $s_{uv} = 0$  signifies no explicit relation. Based on the user-item interaction matrix  $R$ , a user-item interaction graph  $G_{U,I}^R = \{U, I, E_{U,I}^R\}$  is constructed, where  $E_{U,I}^R$  represents a set of interaction edges. Based on the social matrix  $S$ , the social graph is denoted as  $G_U^S = \{U, E_U^S\}$ , where  $E_U^S$  represents a set of original social edges between users.

According to the above definition, the tasks of the Burger model are as follows: given user-item interaction graph  $G_{U,I}^R$  and user social graph  $G_U^S$ , the goal of Burger is to recommend unobserved items to target users based on the relevance of their embeddings extracted from these graphs.

#### B. Sliding Window based Social Tensor Construction

As illustrated in Fig.2, Burger generates a new enhanced social graph in each iteration. To smooth the training process of the model, we propose to use tensor to be the input of the model. Before the first iteration, the operation of randomly adding or deleting edges is used to enhance the social graph due to its simplicity. Given social graph  $G_U^S$ ,  $\tau - 1$  enhanced graphs are generated by using random operations, where  $\tau$  is a hyperparameter. The  $\tau - 1$  enhanced graphs along with the original social graph, also called  $\tau$  different slices, are denoted as  $G_U^{S_{-\tau+1}}, G_U^{S_{-\tau+2}}, \dots, G_U^{S_0}$ , respectively. These slices are concatenated into a social tensor  $\mathcal{T} \in \mathbb{R}^{m \times m \times \tau}$  as follows:

$$\mathcal{T} = \text{concatenate}(G_U^{S_{-\tau+1}}, G_U^{S_{-\tau+2}}, \dots, G_U^{S_0}). \quad (1)$$

After the first iteration, Burger generates an enhanced slice  $G_U^{S_1}$  based on the latest slice  $G_U^{S_0}$  in the social tensor  $\mathcal{T}$ . The slice  $G_U^{S_1}$  contains less noise and richer information. Inspired by [32], we propose to use sliding window mechanism [32] to update  $\mathcal{T}$ . The slice  $G_U^{S_1}$  will be added to  $\mathcal{T}$ , while the oldest

slice  $G_U^{S_{-\tau+1}}$  in  $\mathcal{T}$  will be removed. And the social tensor  $\mathcal{T}$  is updated as follows:

$$\mathcal{T} = \text{concatenate}(G_U^{S_{-\tau+2}}, G_U^{S_{-\tau+3}}, \dots, G_U^{S_1}). \quad (2)$$

The process of subsequent iterations is similar to that of the first iteration. For example, after the  $(x+1)$ -th iteration, Burger generates an enhanced slice  $G_U^{S_{x+1}}$  based on the slice  $G_U^{S_x}$ . And the social tensor  $\mathcal{T}$  is updated as follows:

$$\mathcal{T} = \text{concatenate}(G_U^{S_{x-\tau+2}}, G_U^{S_{x-\tau+3}}, \dots, G_U^{S_{x+1}}). \quad (3)$$

#### C. User Dual-preference Joint Mining

User Dual-preference Joint Mining module is a key component used to process user preference information. This module aims to simultaneously mine two different types of preferences of users and obtain a more comprehensive and accurate user profile.

**1) users' item preference mining:** Existing users' item preference modeling largely relies on collaborative filtering methods. In these methods, graph convolutional networks (GCN) excel at capturing collaborative signals on the graph  $G_{U,I}^R$ , leading to improved recommendation performance. Taking the classic GCN model LightGCN [33] as an example,  $\mathbf{E}_U \in \mathbb{R}^{m \times d}$  and  $\mathbf{E}_I \in \mathbb{R}^{n \times d}$  represent the initial embedding matrices of users and items, respectively. The computation process of the  $k$ -th layer graph convolution in LightGCN is as follows:

$$\mathbf{e}_u^{(k+1)} = \sum_{i \in \mathcal{N}_u} \frac{1}{\sqrt{|\mathcal{N}_u|} \sqrt{|\mathcal{N}_i|}} \mathbf{e}_i^{(k)}, \quad (4)$$

$$\mathbf{e}_i^{(k+1)} = \sum_{u \in \mathcal{N}_i} \frac{1}{\sqrt{|\mathcal{N}_i|} \sqrt{|\mathcal{N}_u|}} \mathbf{e}_u^{(k)}, \quad (5)$$

where  $d$  represents the embedding dimension, and  $\mathcal{N}_u$  and  $\mathcal{N}_i$  represent the one-hop neighbor sets of user  $u$  and item  $i$  respectively. Finally, using average pooling operation for the  $K$  layers embeddings as the embeddings of user and item as follows:

$$\mathbf{e}_u^c = \frac{1}{K+1} \sum_{k=0}^K \mathbf{e}_u^k, \quad \mathbf{e}_i^c = \frac{1}{K+1} \sum_{k=0}^K \mathbf{e}_i^k, \quad (6)$$

where  $\mathbf{e}_u^c$  and  $\mathbf{e}_i^c$  represent user  $u$ 's item preference and item  $i$ 's attractiveness, respectively. Naturally, the interest similarity  $\phi_{uv}$  between user  $u$  and user  $v$  can be calculated as follows:

$$\phi_{uv} = \mathbf{e}_u^c (\mathbf{e}_v^c)^\top. \quad (7)$$

**2) users' social preference mining:** To extract users' social preference, a Tensor Convolutional Network is employed on tensor  $\mathcal{T}$ . Given the user's initial embedding matrix  $\mathbf{E}_U \in \mathbb{R}^{m \times d}$ , it is copied into a tensor  $\mathcal{E}_U \in \mathbb{R}^{m \times d \times \tau}$ . And the convolution from the  $k$ -th to the  $(k+1)$ -th layer of Tensor Convolutional Network can be described as follows:

$$\mathcal{E}_U^{k+1} = \mathcal{T} * \mathcal{E}_U^k. \quad (8)$$

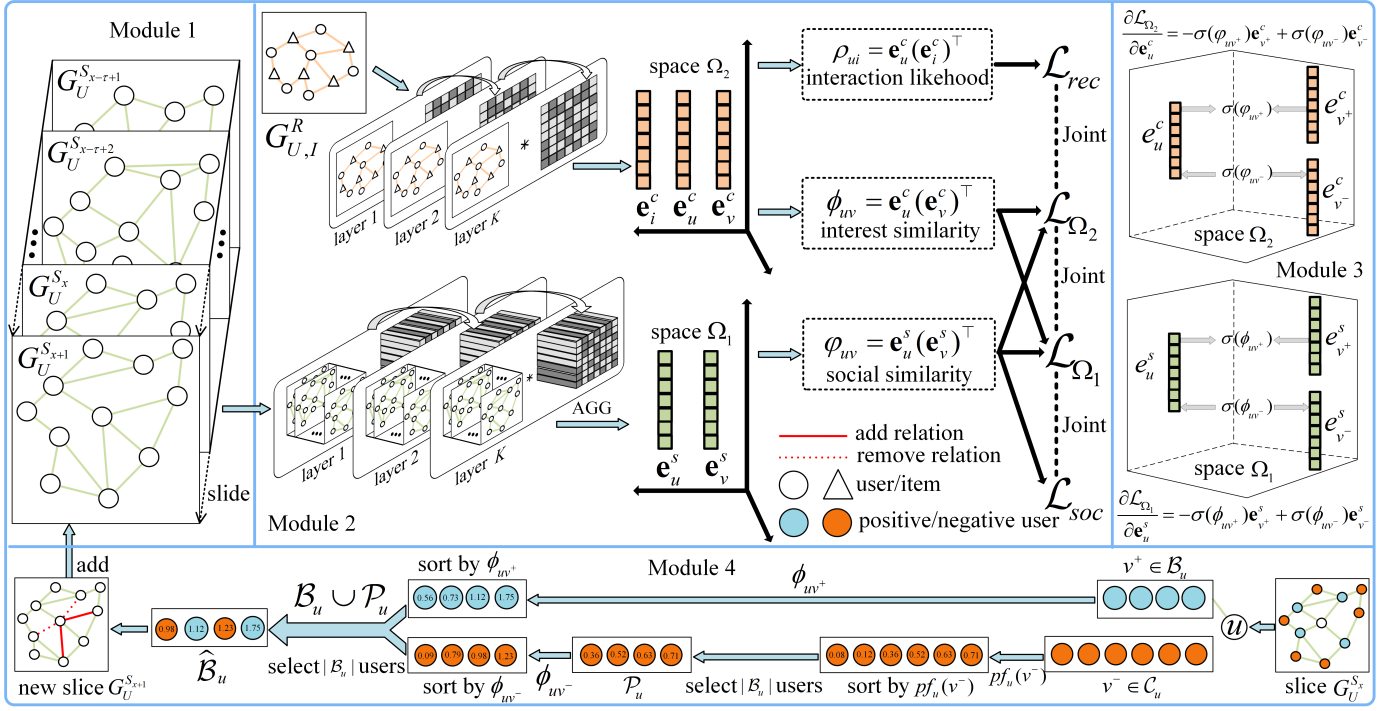


Fig. 2: The overall framework of Burger model and the process of the  $(x+1)$ -th iteration. The Burger model consists of four modules. Module 1 represents sliding window based social tensor construction module, Module 2 represents user dual-preference joint mining module, Module 3 represents multi-semantic modeling module and Module 4 represents graph denoising-augmentation fusion module.

The convolution results of different layers are averaged to serve as the final user embedding tensor  $\mathcal{E}_U^S$  as follows:

$$\mathcal{E}_U^S = \frac{1}{K+1} \sum_{k=0}^K \mathcal{E}_U^k. \quad (9)$$

It should be noted that  $\mathcal{E}_U^S$  contains  $\tau$  slices, which need to be aggregated to obtain the final user social embedding:

$$\mathbf{E}_U^S = \text{AGG}(\mathbf{E}_U^{S,(1)}, \dots, \mathbf{E}_U^{S,(\tau)}), \quad \mathbf{E}_U^{S,(i)} \in \mathcal{E}_U^S. \quad (10)$$

where AGG operation can be multilayer perceptron or other methods such as average pooling operation. Naturally, the social similarity  $\varphi_{uv}$  between user  $u$  and user  $v$  can be calculated as follows:

$$\varphi_{uv} = \mathbf{e}_u^S (\mathbf{e}_v^S)^\top, \quad \mathbf{e}_u^S \in \mathbf{E}_U^S, \quad (11)$$

where  $\mathbf{e}_u^S$  represents user  $u$ 's social preference.

#### D. Multi-semantic Modeling

After obtaining the interest similarity and social similarity of users, an intuitive idea is to leverage the recommendation loss to achieve better performance and model the mutual influence of users' semantic behaviors. In most existing contrastive learning approaches [34], they maximize the agreement between positive samples while pushing negative pairs away in the embedding space, as shown below with derived gradients.

$$\frac{\partial L_{Infomax}}{\partial \mathbf{e}_u} = -\mathbf{e}_{v^+} + \sum_{v^-} \mathbf{e}_{v^-} \frac{\exp \mathbf{e}_u^\top \mathbf{e}_{v^-}}{\sum_{v^-} \exp \mathbf{e}_u^\top \mathbf{e}_{v^-}}, \quad (12)$$

where  $v^+$  and  $v^-$  represent sampled positive users and sampled negative users of anchor user  $u$  respectively. For simplicity, we have omitted the vector normalization and the temperature coefficient. And the coefficients in front of the positive and negative user embeddings represent the magnitude, while the signs indicate the direction. Inspired by the Eq.12, it is necessary to propose a bi-semantic coordination loss to effectively model the mutual influence of semantic information between social graph  $G_U^S$  and user-item interaction graph  $G_{U,I}^R$ . Specifically, we firstly define social semantic space as  $\Omega_1$  and user-item interaction semantic space as  $\Omega_2$ . This loss enables the interest similarity between users to coordinate their relative positions in the space  $\Omega_1$ , while the social similarity between users coordinates their relative positions in the space  $\Omega_2$ . In the semantic space  $\Omega_1$  and  $\Omega_2$ , the lower the interest/social similarity between the anchor and the positive user, the weaker the force to pull the positive user closer to the anchor, and vice versa. Similarly, the lower the interest/social similarity between the anchor and the negative user, the weaker the force to push the negative user away from the anchor, and vice versa. Since  $\phi_{uv} \in \{-\infty, +\infty\}$  and  $\varphi_{uv} \in \{-\infty, +\infty\}$ , the sigmoid function maps the interest similarity  $\phi_{uv}$  and the social similarity to  $\sigma(\phi_{uv}) \in (0, 1)$  and  $\sigma(\varphi_{uv}) \in (0, 1)$ , which represent the interest magnitude and social magnitude respectively. Therefore, the partial derivative of the loss  $\mathcal{L}_{\Omega_1}$  which coordinates relative positions in the semantic space  $\Omega_1$  with respect to the social preference  $\mathbf{e}_u^S$  of anchor  $u$  is as

follows:

$$\frac{\partial \mathcal{L}_{\Omega_1}}{\partial \mathbf{e}_u^s} = -\sigma(\phi_{uv+})\mathbf{e}_{v+}^s + \sigma(\phi_{uv-})\mathbf{e}_{v-}^s. \quad (13)$$

The partial derivative of the loss  $\mathcal{L}_{\Omega_2}$  which coordinates relative positions in the semantic space  $\Omega_2$  with respect to the item preference  $\mathbf{e}_u^c$  of the anchor user  $u$  is as follows:

$$\frac{\partial \mathcal{L}_{\Omega_2}}{\partial \mathbf{e}_u^c} = -\sigma(\varphi_{uv+})\mathbf{e}_{v+}^c + \sigma(\varphi_{uv-})\mathbf{e}_{v-}^c. \quad (14)$$

Based on Eq.13 and Eq.14, the indefinite partial integration is performed as follows:

$$\begin{aligned} \int \frac{\partial \mathcal{L}_{\Omega_1}}{\partial \mathbf{e}_u^s} d\mathbf{e}_u^s &= \int [-\sigma(\phi_{uv+})\mathbf{e}_{v+}^s + \sigma(\phi_{uv-})\mathbf{e}_{v-}^s] d\mathbf{e}_u^s \\ &= -\sigma(\phi_{uv+})\varphi_{uv+} + \sigma(\phi_{uv-})\varphi_{uv-} + C_1, \end{aligned} \quad (15)$$

$$\begin{aligned} \int \frac{\partial \mathcal{L}_{\Omega_2}}{\partial \mathbf{e}_u^c} d\mathbf{e}_u^c &= \int [-\sigma(\varphi_{uv+})\mathbf{e}_{v+}^c + \sigma(\varphi_{uv-})\mathbf{e}_{v-}^c] d\mathbf{e}_u^c \\ &= -\sigma(\varphi_{uv+})\phi_{uv+} + \sigma(\varphi_{uv-})\phi_{uv-} + C_2, \end{aligned} \quad (16)$$

where  $C_1$  and  $C_2$  represent constant. To minimize the loss  $\mathcal{L}_{\Omega_1}$  and  $\mathcal{L}_{\Omega_2}$ , a rectification operation is applied as follows:

$$\mathcal{L}_{\Omega_1} = \sum_{(u,v^+,v^-)} \max\{0, C_1 - \sigma(\phi_{uv+})\varphi_{uv+} + \sigma(\phi_{uv-})\varphi_{uv-}\} \quad (17)$$

$$\mathcal{L}_{\Omega_2} = \sum_{(u,v^+,v^-)} \max\{0, C_2 - \sigma(\varphi_{uv+})\phi_{uv+} + \sigma(\varphi_{uv-})\phi_{uv-}\} \quad (18)$$

Finally,  $\mathcal{L}_{\Omega_1}$  and  $\mathcal{L}_{\Omega_2}$  together make up the bi-semantic coordination loss.

On the other hand, to achieve better recommendation performance, a classical BPR loss [35] is utilized. Naturally, the likelihood of user  $u$  interacting with item  $i$  can be predicted as follows:

$$\rho_{ui} = \mathbf{e}_u^c (\mathbf{e}_i^c)^\top. \quad (19)$$

For a given user  $u$  and its corresponding sampled positive item  $i^+$  and sampled negative item  $i^-$ , the BPR recommendation loss is calculated as follows:

$$\mathcal{L}_{rec} = - \sum_{(u,i^+,i^-)} \ln \sigma(\rho_{ui^+} - \rho_{ui^-}). \quad (20)$$

Similarly, for a user  $u$  and its corresponding sampled positive user  $v^+$  and sampled negative user  $v^-$ , the BPR social loss is calculated as follows:

$$\mathcal{L}_{soc} = - \sum_{(u,v^+,v^-)} \ln \sigma(\varphi_{uv^+} - \varphi_{uv^-}). \quad (21)$$

To obtain the final loss, a weighted sum operation of  $\mathcal{L}_{rec}$ ,  $\mathcal{L}_{soc}$ ,  $\mathcal{L}_{\Omega_1}$  and  $\mathcal{L}_{\Omega_2}$  is calculated as follows:

$$\mathcal{L} = \mathcal{L}_{rec} + \lambda_1 \mathcal{L}_{soc} + \alpha \mathcal{L}_{\Omega_1} + \beta \mathcal{L}_{\Omega_2} + \lambda_2 (\|\mathbf{E}_U\| + \|\mathbf{E}_I\|), \quad (22)$$

where  $\lambda_1$ ,  $\lambda_2$ ,  $\alpha$  and  $\beta$  represent weight hyperparameters.

### E. Graph Denoising-augmentation Fusion

Merely modeling the mutual influence of semantic information is unreliable, especially  $\mathcal{L}_{\Omega_2}$ , because social noise can cause the user pairs corresponding to the noise to have their distances forcibly coordinated in the semantic space  $\Omega_2$ , which can lead to poor performance. Therefore, it is necessary to remove social noise. In addition, only focusing on discarding irrelevant social connections makes sparse social networks even sparser, meaning social representations may not be sufficient for recommendation. Therefore, it is necessary to mine potential friends with the same item preferences, which can improve the generalization ability and performance of the model. Based on the two ideas, this module can be divided into two steps: First, identify potential friends from those not observed by the anchor user; second, identify potential friends who have shared item preferences with the anchor user and replace noisy users. Specifically, for user  $u$ , the set of  $u$ 's friends observed in the social graph to be enhanced is denoted as  $\mathcal{B}_u$ , i.e., the set of positive users and  $v^+ \in \mathcal{B}_u$ . The set of friends not observed by the user  $u$  can then be easily obtained:  $\mathcal{C}_u = U - \mathcal{B}_u - u$ , i.e., the set of negative users. An intuitive idea is to identify potential friends from  $\mathcal{C}_u$ . However, identifying potential friends is non-trivial due to a lack of ground-truth labels.

For this problem, we attribute it to negative sample sampling. Specifically, in the unobserved set, one type of negative sample is one that anchor users will not interact with, while another type of negative sample may be one that anchor users will interact with; The latter is a pseudo negative sample, while the former is a true negative sample. Inspired by existing work [36], we attempt to use Bayesian posterior probability to calculate the probability of unobserved users as pseudo negative samples, and the set of users with the higher probability is selected as the identified potential friends. Specifically, for user  $v^- \in \mathcal{C}_u$ , the probability  $pf_u(v^-)$  of being a potential friend of  $u$  can be computed as follows:

$$pf_u(v^-) = \frac{F(\varphi_{uv^-})P_f(v^-)}{1 - F(\varphi_{uv^-}) - P_f(v^-) + 2F(\varphi_{uv^-})P_f(v^-)}, \quad (23)$$

where  $F(\varphi_{uv^-}) = \frac{|\{w|\forall w \in \mathcal{C}_u, \varphi_{uw} < \varphi_{uv^-}\}|}{|\mathcal{C}_u|}$ , and  $P_f(v^-)$  represents the prior probability that  $v^-$  is a potential friend. The prior probability can be determined using exposure rates and other information. The derivation process of this Eq.23 is discussed in section IV-C1.

After obtaining the posterior probability, the  $|\mathcal{B}_u|$  users with the highest  $pf_u(v^-)$  from the set  $\mathcal{C}_u$  are selected as the potential friends of user  $u$ . The set of potential friends of user  $u$ , denoted as  $\mathcal{P}_u$ , satisfies the following constraints:

$$\forall v^- \in \mathcal{P}_u, w \in (\mathcal{C}_u - \mathcal{P}_u), pf_u(v^-) \geq pf_u(w), \quad (24)$$

where  $|\mathcal{P}_u| = |\mathcal{B}_u|$ , and  $\mathcal{C}_u - \mathcal{P}_u$  represents the set of potential non-friends of user  $u$ . To simultaneously mine friends from  $\mathcal{P}_u$  who have shared item preferences with  $u$  and remove friends from  $\mathcal{B}_u$  who don't have shared item preferences with  $u$ , first

Table I: Statistics information of datasets.

Dataset	Ciao	Douban	Yelp
#users	6759	2664	21461
#items	100884	39237	109594
#interactions	271025	864509	902592
interaction density	0.04%	0.83%	0.04%
#social relations	110272	34106	497206
social density	0.24%	0.48%	0.11%

combine  $\mathcal{P}_u$  with  $\mathcal{B}_u$  into one set and select the  $|\mathcal{B}_u|$  users with the highest  $\phi_{uv^-}$  from this set. The selected users are denoted as the set  $\hat{\mathcal{B}}_u$ . It is evident that set  $\hat{\mathcal{B}}_u$  satisfies the following constraints:

$$\forall v^- \in \hat{\mathcal{B}}_u, w \in (\mathcal{B}_u \cup \mathcal{P}_u - \hat{\mathcal{B}}_u), \phi_{uv^-} \geq \phi_{uw}, \quad (25)$$

where  $|\hat{\mathcal{B}}_u| = |\mathcal{B}_u|$ . Repeat the above procedure to calculate  $\hat{\mathcal{B}}_u$  for each user in the social graph, according to Eq.23, Eq.24 and Eq.25. Then, based on all users'  $\hat{\mathcal{B}}_u$ , a new denoising-augmentation fusion social graph is constructed.

#### IV. EXPERIMENTS

To evaluate the performance of the proposed Burger model, we conduct extensive experiments on three real datasets. Specifically, our goal is to answer the six questions: **RQ1**: Does Burger outperform other state-of-the-art models? **RQ2**: How do different components affect the performance of Burger? **RQ3**: How do hyperparameters affect the performance of Burger? **RQ4**: Is Bayesian posterior probability applicable to mining potential friends in social networks? **RQ5**: Is the social graph enhanced by Burger considered reliable? **RQ6**: How about the robustness of Burger?

##### A. Experimental Settings

1) *Datasets*: Extensive experiments are conducted on three real datasets: Ciao, Douban, and Yelp. The data is split into training, test sets with a ratio of 7:3. The statistics of the three datasets are shown in Table I.

2) *Evaluation Metrics*: To assess the performance of Burger model and other baselines, we utilize commonly used metrics, i.e., Hit Ratio (HR@N) and Normalized Discounted Cumulative Gain (NDCG@N). Following [37]'s suggestion, a leave-one-out strategy is adopted to compute the metrics, i.e., only one sample is retained for the target user in the test set. Therefore, based on this strategy, it is sufficient for experiments to select  $N = 1$  and  $N = 3$ .

3) *Parameter Settings*: In our experiments, for fairness, in the baseline comparison experiments, the embedding dimensions of all models are set to 512, batch size to 1024, regularization parameter  $\lambda_2$  to 0.00001, and early stopping patience to 5. The Adam optimizer is used to train the models, while other baseline model parameters are set according to the optimal parameters from the original research. For Burger, the initial social network random enhancement probability is set to 0.01, and the range of convolutional layers for the two graphs is  $\{1, 2, 3, 4\}$ . For loss  $\mathcal{L}_{\Omega_1}$  and  $\mathcal{L}_{\Omega_2}$ , set the constants  $C_1$  and  $C_2$  to 1. For more details, please refer to section IV-B3.

4) *Baselines*: We compare Burger with ten baselines. These ten baselines are mainly divided into three categories: 1) Matrix factorization-based methods: PMF and TrustMF. 2) GNNs-enhanced social recommendations: EATNN, Diffnet, DGRec, NGCF+. 3) Self-supervised social recommendation methods: MHCN, KCGN, SMIN and DSL. The specifics of these ten baseline models are described as follows:

- PMF [7]: It is a probabilistic factorization model that uses matrix factorization to map users and items to a common embedding space.
- TrustMF [4]: It decomposes the social and user-item interaction matrices to map users to two separate latent spaces, enhancing recommendation performance.
- EATNN [38]: It's a transfer learning model with adaptive features and an attention network to analyze dynamic user-item interactions.
- DiffNet [22]: This model enhances user embeddings iteratively through an influence diffusion mechanism and captures collaborative signals between users and items via a fusion layer.
- DGRec [39]: The model aims to capture evolving user behaviors and social influences by merging a recurrent neural network with a graph attention layer.
- NGCF+ [40]: This method enhances collaborative filtering with GNNs by conducting message propagation across a socially-aware user-item relation graph.
- KCGN [41]: Enhancing social recommendations involves merging item knowledge with social influence using a multi-task learning approach.
- MHCN [42]: It conducts hypergraph convolution by mining Triangle motifs in the heterogeneous graph.
- SMIN [43]: This model boosts social recommendations by employing metapath-guided heterogeneous graph learning and self-supervised signals via mutual information maximization.
- DSL [20]: It aligns social information with user-item interaction information adaptively by sampling user node pairs.

##### B. Recommendation Performance

1) *Overall Performance(RQ1)*: Table II presents the results of all baselines compared to Burger. The bold-faced values indicate the best results on three datasets, and the underlined value represents the best result among all baselines. From these results, the following conclusions are drawn:

(1) Burger shows better performance on datasets with different characteristics and sparsity levels. On the Douban dataset, Burger significantly outperforms the second-best SMIN baseline in terms of HR@1, HR@3, and NDCG@3 metrics, with performance boosts of 11.17%, 6.75%, and 8.37% respectively. On two other datasets, compared with the second-best DSL model, Burger also has significant improvements in terms of three metrics. Based on these results, the improvements of Burger can be mainly attributed to two reasons: The mutual influence in the two semantic spaces is modeled, enhancing the generalization ability of the model; By mining potential



Table II: Performance comparison of three metrics HR@1, HR@3 and NDCG@3 on three datasets for all methods. \* indicates the p-values of t-tests between Burger and the best baselines are smaller than 0.05.

Dataset	Metrics	PMF	TrustMF	EATNN	DiffNet	DGRec	NGCF+	KCGN	MHCN	SMIN	DSL	Burger	Imp%
Ciao	HR@1	0.2063	0.2217	0.2075	0.2847	0.2334	0.2936	0.3027	0.3067	0.3100	0.3401	<b>0.3603*</b>	5.94%
	HR@3	0.3745	0.3928	0.3781	0.4663	0.4096	0.4817	0.4925	0.5035	0.5084	0.5152	<b>0.5366*</b>	4.15%
	NDCG@3	0.3302	0.3468	0.3311	0.4019	0.3611	0.4134	0.4281	0.4239	0.4275	0.4341	<b>0.4631*</b>	6.68%
Douban	HR@1	0.2472	0.2671	0.2491	0.3202	0.2792	0.3378	0.3599	0.3627	0.3724	0.3679	<b>0.4140*</b>	11.17%
	HR@3	0.4892	0.5024	0.4901	0.5688	0.5162	0.5814	0.5948	0.6175	0.6326	0.6295	<b>0.6753*</b>	6.75%
	NDCG@3	0.3973	0.4188	0.4018	0.4807	0.4291	0.4913	0.5050	0.5144	0.5207	0.5179	<b>0.5643*</b>	8.37%
Yelp	HR@1	0.0938	0.1103	0.0966	0.1615	0.1201	0.1798	0.1979	0.1980	0.1994	0.2066	<b>0.2194*</b>	6.20%
	HR@3	0.2759	0.2981	0.2798	0.3512	0.3072	0.3645	0.3769	0.3788	0.3897	0.4027	<b>0.4166*</b>	3.45%
	NDCG@3	0.1901	0.2044	0.1934	0.2663	0.2115	0.2785	0.2970	0.2994	0.3068	0.3196	<b>0.3310*</b>	3.57%

social relations and removing social noise, it can feed back into multi-semantic modeling and further improve the recommendation accuracy.

(2) Baselines based on self-supervised signals outperform GNNs-based baselines by an average of 23.76%. This indicates that self-supervised signals effectively integrate social networks into user’s item preference modeling, whereas naively characterizing the entire social network leads to poor performance. And GNNs-based baselines outperform matrix factorization baselines by an average of 35.95%, as GNNs capture higher-order, complex nonlinear relations, better fitting user preferences and item characteristics.

2) *Ablation Study(RQ2)*: To verify the effectiveness of each module in Burger, we conducted ablation studies. Specifically, we compared Burger with the following variants: w/o s represents the removal of the sliding window based social tensor construction, with a single social graph serving as the model input; w/o  $\mathcal{L}_{\Omega_1}$  represents the removal of coordinating relative positions in the semantic space  $\Omega_1$ ; w/o  $\mathcal{L}_{\Omega_2}$  represents the removal of coordinating relative positions in the semantic space  $\Omega_2$ ; w/o g represents the removal of graph denoising-augmentation fusion. According to these results from Table III, we can draw several conclusions as follows:

(1) w/o s shows a decrease of 2.83%, 1.23%, and 1.27% in HR@3, and a decrease of 2.01%, 0.87%, and 1.42% in NDCG@3 across three datasets compared with Burger. The extent of these decreases demonstrates that the tensor composed of multiple enhanced graphs enables more stable model learning, thereby enhancing model performance.

(2) w/o  $\mathcal{L}_{\Omega_1}$  shows a decrease of 3.17%, 3.76%, and 2.28% in HR@3 across three datasets compared with Burger. The extent of these decreases demonstrates that modeling the influence of users’ item preferences on the social semantic space  $\Omega_1$  can effectively enhance the generalization ability of the model and improve its performance.

(3) w/o  $\mathcal{L}_{\Omega_2}$  shows a decrease of 1.73%, 1.39%, and 1.46% in HR@3 across three datasets compared with Burger. The extent of these decreases demonstrates that modeling the influence of users’ social preferences on the user-item semantic space  $\Omega_2$  can also effectively enhance the generalization ability of the model and improve its performance.

(4) w/o g shows an obvious decrease of 6.11%, 5.72%, and 2.30% in HR@3, and a decrease of 7.45%, 8.36%, and 3.44% in NDCG@3 across three datasets. This indicates

Table III: Ablation studies for different components in Burger.

Variants	Ciao		Douban		Yelp	
	HR@3	NDCG@3	HR@3	NDCG@3	HR@3	NDCG@3
Burger	0.5366	0.4631	0.6753	0.5643	0.4166	0.3310
w/o s	0.5214	0.4538	0.6670	0.5594	0.4113	0.3263
w/o $\mathcal{L}_{\Omega_1}$	0.5196	0.4392	0.6499	0.5476	0.4071	0.3219
w/o $\mathcal{L}_{\Omega_2}$	0.5273	0.4497	0.6659	0.5568	0.4105	0.3271
w/o g	0.5038	0.4286	0.6367	0.5171	0.4070	0.3196

that directly modeling the mutual influence between semantic spaces without enhancing the original social graph can actually harm the model. Conversely, establishing reliable implicit relations and removing unreliable noisy relations can feed back into multi-semantic modeling, thereby improving the model’s performance.

3) *Hyper-parameters Sensitivity(RQ3)*: We explored how the key hyperparameters in the Burger model affect the model’s performance. including  $\alpha$ ,  $\beta$ , and sliding window size  $\tau$ . For brevity, we only present results for  $\tau$  on the Douban.

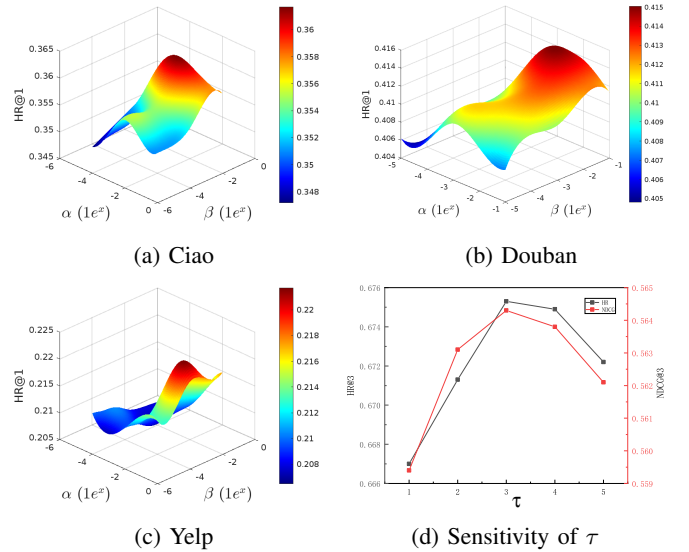


Fig. 3: Sensitivity of hyperparameter  $\alpha$ ,  $\beta$  and sliding window size  $\tau$ .

(1) The weights  $\alpha$  and  $\beta$  are crucial in balancing the importance of two semantic spaces coordination. The sensitivity of the two parameters is depicted in Fig.3 (a), (b) and (c). Obviously, on the Ciao, Douban, Yelp, the optimal combinations

are found to be  $\{\alpha = e^{-3}, \beta = e^{-2}\}$ ,  $\{\alpha = e^{-2}, \beta = e^{-2}\}$  and  $\{\alpha = e^{-2}, \beta = e^{-3}\}$  respectively. These optimal values indicate that different datasets have distinct requirements for the balance between the two semantic spaces. For instance, on the Ciao dataset, the optimal combination might suggest that the semantic space related to  $\beta$  has a relatively stronger influence on the model's performance, while on the Yelp dataset, the optimal combination implies an opposite emphasis.

(2)  $\tau$  constrain the sliding window size. The sensitivity is illustrated in Fig.3 (d). Optimal value for Douban is  $\tau = 3$ . Too few tensor slices cause instability, while too many lead to overfitting. Selecting an appropriate sliding window size is of great importance for the stability of the model.

### C. Further Analysis

1) **Bayesian method(RQ4)**: The derivation of Bayesian posterior probability requires detailed discussion. Meanwhile, the applicability of Bayesian posterior probability in mining potential friends in social networks needs to be verified.

Specifically, given user  $u$ , potential friends of  $u$  are denoted as  $f$  and potential non-friends of  $u$  are denoted as  $nf$ . According to the optimization objective of BPR loss( $\mathcal{L}_{rec}$  and  $\mathcal{L}_{soc}$ ), the model optimizes to rank positive instances higher than negative instances. This indicates that the ranking often exists, i.e.,  $\varphi_{uf} \geq \varphi_{unf}$ , where  $\varphi_{uf}$  and  $\varphi_{unf}$  represent social similarities of potential friends and potential non-friends with  $u$ , respectively. Next, assume  $\varphi$  follows a distribution with distribution function  $F(\varphi)$  and density function  $f(\varphi)$ . Based on the ranking, the conditional densities of  $f$  and  $nf$  can be derived as follows:

$$P(\varphi|f) = 2F(\varphi)f(\varphi), \quad (26)$$

$$P(\varphi|nf) = 2f(\varphi)[1 - F(\varphi)], \quad (27)$$

where  $P(\varphi|f)$  and  $P(\varphi|nf)$  are the theoretical distributions of potential friends and potential non-friends, respectively. Given the set  $\mathcal{C}_u$  and user  $v^- \in \mathcal{C}_u$ , the posterior probability  $p_{fu}(v^-)$  can be calculated as:  $p_{fu}(v^-) = P(f|\varphi_{uv^-}) \propto P(\varphi_{uv^-}|f)P_f(v^-)$ . Based on Eq.26 and Eq.27, the Bayesian posterior probability can be naturally derived as follows:

$$\begin{aligned} p_{fu}(v^-) &= \frac{P(f|\varphi_{uv^-})}{1} \\ &= \frac{P(f|\varphi_{uv^-})}{P(f|\varphi_{uv^-}) + P(nf|\varphi_{uv^-})} \\ &\propto \frac{P(\varphi_{uv^-}|f)P_f(v^-)}{P(\varphi_{uv^-}|f)P_f(v^-) + P(\varphi_{uv^-}|nf)P_{nf}(v^-)} \\ &= \frac{F(\varphi_{uv^-})f(\varphi_{uv^-})P_f(v^-)}{F(\varphi_{uv^-})f(\varphi_{uv^-})P_f(v^-) + [1 - F(\varphi_{uv^-})]f(\varphi_{uv^-})P_{nf}(v^-)} \\ &= \frac{F(\varphi_{uv^-})P_f(v^-)}{1 - F(\varphi_{uv^-}) - P_f(v^-) + 2F(\varphi_{uv^-})P_f(v^-)}, \end{aligned}$$

where  $P_{nf}(v^-)$  represents the prior probability that  $v^-$  is a potential non-friend of  $u$ , and  $P_f(v^-) + P_{nf}(v^-) = 1$ . On the other hand, to verify the applicability of Bayesian posterior probability in mining potential friends in social networks,  $F(\varphi)$  is assumed to be a standard normal distribution, and the two theoretical distributions of  $P(\varphi|f)$  and  $P(\varphi|nf)$  can be plotted as shown in Fig.4 (a). Additionally, due to a lack of

Table IV: Comparison of robustness performance of Burger and other baselines.

Models	Ciao(30% Synthetic Data)		Douban(30% Synthetic Data)		Yelp(30% Synthetic Data)	
	HR@3	NDCG@3	HR@3	NDCG@3	HR@3	NDCG@3
SMIN	0.4873	0.4082	0.6117	0.4988	0.3728	0.2891
Dec%	4.15%	4.51%	3.30%	4.21%	4.34%	5.77%
DSL	0.5033	0.4286	0.6169	0.5048	0.3901	0.3098
Dec%	2.31%	1.27%	2.00%	2.53%	3.13%	3.07%
Burger	0.5174	0.4472	0.6512	0.5473	0.3991	0.3165
Dec%	3.58%	3.43%	3.57%	3.01%	4.20%	4.38%

ground-truth labels in the unobserved data of social networks, we divide the original social network into two parts. One part serves as the observed social relations, another part is regarded as the unobserved potential friends, and the rest are unobserved potential non-friends. Through representation learning of the observed social relations using GNNs, we can obtain the actual probability distributions of potential friends and potential non-friends across three datasets, as shown in Figure 4 (b), (c), and (d). From these results, it can be observed that the actual distributions align with the theoretical distributions. Therefore, Bayesian posterior probability is applicable to mining potential friends in social networks.

### 2) The Reliability of Enhanced Social Graph(RQ5):

It's crucial to verify if the enhanced social graph has less noise and more reliable latent relations. We input the Burger-enhanced social graph into Diffnet [22] and MHCN [42], using GDMSR [18] as a baseline. According to the Fig.5, we draw the following conclusions: (1) The performance of the Burger-enhanced social graph is superior to that of the original social graph. This can be attributed to the fact that the graph denoising-augmentation fusion module can effectively explore latent social relations and reduce social noise. (2) Compared to the baseline, the superiority of our method lies in the fact that mining potential social relations can alleviate the problem of overly sparse social graph after enhancement. The social graph enhanced by the baseline can lead to insufficient learning of user social representations, and our method effectively solves this problem.

3) **Robustness Evaluation(RQ6)**: To evaluate the robustness of Burger, we randomly added a portion of social relations as noise perturbations in the original social network. The synthetic social graph is combined with user-item interaction information to test the performance of Burger. As shown in Table IV, compared with the two baselines, Burger's robust performance on the synthetic data lies between them, which also indicates that the robustness of Burger is at a relatively considerable level. This can be attributed to the fact that although the synthetic dataset contains a large amount of noise, the graph denoising-augmentation fusion module can still capture this noise.

## V. CONCLUSION

In this paper, we propose a social recommendation model named Burger. It enhances recommendation performance by modeling multi-semantic influences and fusing graph denoising and augmentation. Burger constructs a social tensor and updates it via a sliding window. It jointly mines user item and



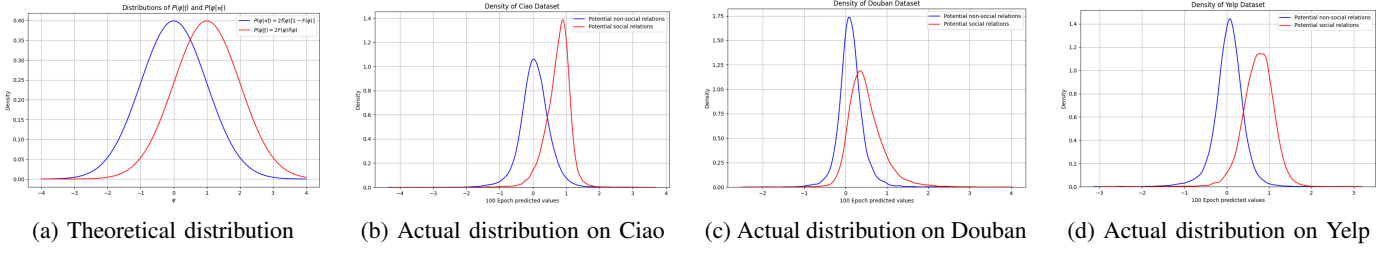


Fig. 4: Theoretical distribution and actual distribution on three datasets.

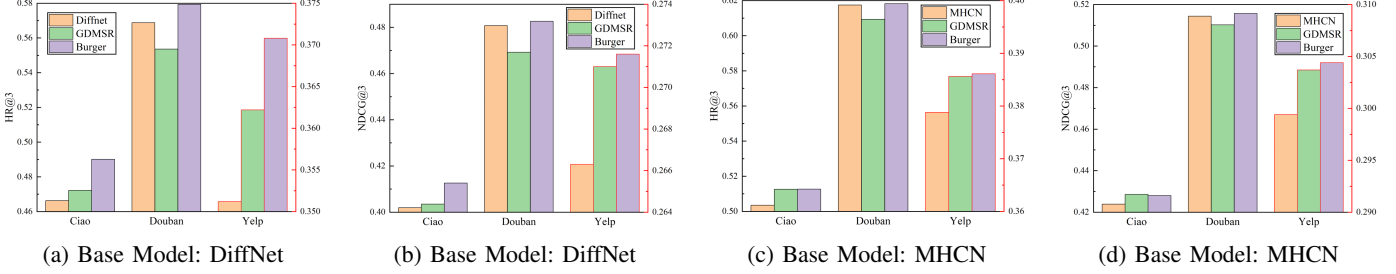


Fig. 5: The reliability verification of enhanced social graph.

social preferences, uses a bi-semantic loss for multi-semantic modeling, and leverages Bayesian probability to denoise and find potential social relations.

In the future, we plan to explore the use of large language models for purifying social data. We'll test different types of large language models and their unique capabilities in handling social data, aiming to find the most effective approach for enhancing data quality.

#### ACKNOWLEDGEMENT

This work is supported by Beijing Advanced Innovation Center for Future Blockchain and Privacy Computing.

#### REFERENCES

- [1] Miller McPherson, Lynn Smith-Lovin, and James M Cook, "Birds of a feather: Homophily in social networks," *Annual review of sociology*, vol. 27, no. 1, pp. 415–444, 2001.
- [2] Peter V Marsden and Noah E Friedkin, "Network studies of social influence," *Sociological Methods & Research*, vol. 22, no. 1, pp. 127–151, 1993.
- [3] Jing Du, Zesheng Ye, Lina Yao, Bin Guo, and Zhiwen Yu, "Socially-aware dual contrastive learning for cold-start recommendation," in *SIGIR '22: The 45th International ACM SIGIR Conference on Research and Development in Information Retrieval*. 2022, pp. 1927–1932, ACM.
- [4] Bo Yang, Yu Lei, Jiming Liu, and Wenjie Li, "Social collaborative filtering by trust," *IEEE Trans. Pattern Anal. Mach. Intell.*, vol. 39, no. 8, pp. 1633–1647, 2017.
- [5] Mohsen Jamali and Martin Ester, "A matrix factorization technique with trust propagation for recommendation in social networks," in *Proceedings of the 2010 ACM Conference on Recommender Systems*. 2010, pp. 135–142, ACM.
- [6] Guibing Guo, Jie Zhang, and Neil Yorke-Smith, "Trustsvd: Collaborative filtering with both the explicit and implicit influence of user trust and of item ratings," in *Proceedings of the Twenty-Ninth AAAI Conference on Artificial Intelligence*. 2015, pp. 123–129, AAAI Press.
- [7] Ruslan Salakhutdinov and Andriy Mnih, "Probabilistic matrix factorization," in *Advances in Neural Information Processing Systems 20*. 2007, pp. 1257–1264, Curran Associates, Inc.

- [8] Hui Fang, Yang Bao, and Jie Zhang, "Leveraging decomposed trust in probabilistic matrix factorization for effective recommendation," in *Proceedings of the Twenty-Eighth AAAI Conference on Artificial Intelligence*. 2014, pp. 30–36, AAAI Press.
- [9] Yongkang Ding, Xiaoyin Wang, Hao Yuan, Meina Qu, and Xiangzhou Jian, "Decoupling feature-driven and multimodal fusion attention for clothing-changing person re-identification," *Artif. Intell. Rev.*, vol. 58, no. 8, pp. 241, 2025.
- [10] Yongkang Ding, Yuqing Wu, Chenwei Wu, Meina Qu, and Liyan Zhang, "Person parsing-driven and text-guided for cloth-changing person re-identification," *IEEE Internet Things J.*, vol. 12, no. 17, pp. 36230–36242, 2025.
- [11] Kun Yuan, Guannan Liu, Junjie Wu, and Hui Xiong, "Semantic and structural view fusion modeling for social recommendation," *IEEE Trans. Knowl. Data Eng.*, vol. 35, no. 11, pp. 11872–11884, 2023.
- [12] Shenghao Liu, Yuqin Lan, Xianjun Deng, Lingzhi Yi, Chenlu Zhu, Laurence T. Yang, and Jong Hyuk Park, "Trustgo: Trust mining and multi-semantic regularization in social recommendation," in *Proceedings of the 2024 International Conference on Multimedia Retrieval*. 2024, pp. 888–896, ACM.
- [13] Ye Tao, Ying Li, Su Zhang, Zhirong Hou, and Zhonghai Wu, "Revisiting graph based social recommendation: A distillation enhanced social graph network," in *WWW '22: The ACM Web Conference 2022*. 2022, pp. 2830–2838, ACM.
- [14] Nan Mu, Daren Zha, Yuanye He, and Zhihao Tang, "Graph attention networks for neural social recommendation," in *31st IEEE International Conference on Tools with Artificial Intelligence*. 2019, pp. 1320–1327, IEEE.
- [15] Robin Dunbar, *How many friends does one person need? Dunbar's number and other evolutionary quirks*, Harvard University Press, 2010.
- [16] Dezhao Yang, Jianghong Ma, Shanshan Feng, Haijun Zhang, and Zhao Zhang, "IDVT: interest-aware denoising and view-guided tuning for social recommendation," *CoRR*, vol. abs/2308.15926, 2023.
- [17] Yonghui Yang, Le Wu, Zihan Wang, Zhuangzhuang He, Richang Hong, and Meng Wang, "Graph bottlenecked denoising for graph based social recommendation," in *Proceedings of the 30th ACM SIGKDD Conference on Knowledge Discovery and Data Mining*. 2024, pp. 3853–3862, ACM.
- [18] Yuhang Quan, Jingtao Ding, Chen Gao, Lingling Yi, Depeng Jin, and Yong Li, "Robust preference-guided denoising for graph based social recommendation," in *Proceedings of the ACM Web Conference 2023*. 2023, pp. 1097–1108, ACM.
- [19] Ashish Vaswani, Noam Shazeer, Niki Parmar, Jakob Uszkoreit, Llion Jones, Aidan N. Gomez, Lukasz Kaiser, and Illia Polosukhin, "Attention is all you need," in *Advances in Neural Information Processing Systems*

30: *Annual Conference on Neural Information Processing Systems 2017*, 2017, pp. 5998–6008.

- [20] Tianle Wang, Lianghao Xia, and Chao Huang, “Denoised self-augmented learning for social recommendation,” in *Proceedings of the Thirty-Second International Joint Conference on Artificial Intelligence*. 2023, pp. 2324–2331, ijcai.org.
- [21] Hao Ma, Dengyong Zhou, Chao Liu, Michael R. Lyu, and Irwin King, “Recommender systems with social regularization,” in *Proceedings of the Forth International Conference on Web Search and Web Data Mining*. 2011, pp. 287–296, ACM.
- [22] Le Wu, Peijie Sun, Yanjie Fu, Richang Hong, Xiting Wang, and Meng Wang, “A neural influence diffusion model for social recommendation,” in *Proceedings of the 42nd International ACM SIGIR Conference on Research and Development in Information Retrieval*. 2019, pp. 235–244, ACM.
- [23] Le Wu, Junwei Li, Peijie Sun, Richang Hong, Yong Ge, and Meng Wang, “Diffnet++: A neural influence and interest diffusion network for social recommendation,” *IEEE Trans. Knowl. Data Eng.*, vol. 34, no. 10, pp. 4753–4766, 2022.
- [24] Hongxu Chen, Hongzhi Yin, Tong Chen, Weiqing Wang, Xue Li, and Xia Hu, “Social boosted recommendation with folded bipartite network embedding,” *IEEE Trans. Knowl. Data Eng.*, vol. 34, no. 2, pp. 914–926, 2022.
- [25] Samuel Rey, Santiago Segarra, Reinhard Heckel, and Antonio G. Marques, “Untrained graph neural networks for denoising,” *IEEE Trans. Signal Process.*, vol. 70, pp. 5708–5723, 2022.
- [26] Minji Yoon, Théophile Gervet, Baoxu Shi, Sufeng Niu, Qi He, and Jaewon Yang, “Performance-adaptive sampling strategy towards fast and accurate graph neural networks,” in *KDD '21: The 27th ACM SIGKDD Conference on Knowledge Discovery and Data Mining*. 2021, pp. 2046–2056, ACM.
- [27] Junliang Yu, Hongzhi Yin, Jundong Li, Min Gao, Zi Huang, and Lizhen Cui, “Enhance social recommendation with adversarial graph convolutional networks,” *CoRR*, vol. abs/2004.02340, 2020.
- [28] Shengyu Zhang, Lingxiao Yang, Dong Yao, Yujie Lu, Fuli Feng, Zhou Zhao, Tat-Seng Chua, and Fei Wu, “Re4: Learning to re-contrast, re-attend, re-construct for multi-interest recommendation,” in *WWW '22: The ACM Web Conference 2022*. 2022, pp. 2216–2226, ACM.
- [29] Wei Wei, Chao Huang, Lianghao Xia, Yong Xu, Jiashu Zhao, and Dawei Yin, “Contrastive meta learning with behavior multiplicity for recommendation,” in *WSDM '22: The Fifteenth ACM International Conference on Web Search and Data Mining, Virtual Event / Tempe*. 2022, pp. 1120–1128, ACM.
- [30] Kun Zhou, Hui Wang, Wayne Xin Zhao, Yutao Zhu, Sirui Wang, Fuzheng Zhang, Zhongyuan Wang, and Ji-Rong Wen, “S3-rec: Self-supervised learning for sequential recommendation with mutual information maximization,” in *CIKM '20: The 29th ACM International Conference on Information and Knowledge Management*. 2020, pp. 1893–1902, ACM.
- [31] Wenze Ma, Yuexian Wang, Yanmin Zhu, Zhaobo Wang, Mengyuan Jing, Xuhao Zhao, Jiadi Yu, and Feilong Tang, “MADM: A model-agnostic denoising module for graph-based social recommendation,” in *Proceedings of the 17th ACM International Conference on Web Search and Data Mining*. 2024, pp. 501–509, ACM.
- [32] Shenghao Liu, Bang Wang, Minghua Xu, and Laurence T. Yang, “Evolving graph construction for successive recommendation in event-based social networks,” *Future Gener. Comput. Syst.*, vol. 96, pp. 502–514, 2019.
- [33] Xiangnan He, Kuan Deng, Xiang Wang, Yan Li, Yong-Dong Zhang, and Meng Wang, “Lightgcn: Simplifying and powering graph convolution network for recommendation,” in *Proceedings of the 43rd International ACM SIGIR conference on research and development in Information Retrieval*. 2020, pp. 639–648, ACM.
- [34] R. Devon Hjelm, Alex Fedorov, Samuel Lavoie-Marchildon, Karan Grewal, Philip Bachman, Adam Trischler, and Yoshua Bengio, “Learning deep representations by mutual information estimation and maximization,” in *7th International Conference on Learning Representations*. 2019, OpenReview.net.
- [35] Steffen Rendle, Christoph Freudenthaler, Zeno Gantner, and Lars Schmidt-Thieme, “BPR: bayesian personalized ranking from implicit feedback,” in *UI 2009, Proceedings of the Twenty-Fifth Conference on Uncertainty in Artificial Intelligence*. 2009, pp. 452–461, AUAI Press.
- [36] Bin Liu and Bang Wang, “Bayesian negative sampling for recommendation,” in *39th IEEE International Conference on Data Engineering*. 2023, pp. 749–761, IEEE.
- [37] Jiarui Qin, Kan Ren, Yuchen Fang, Weinan Zhang, and Yong Yu, “Sequential recommendation with dual side neighbor-based collaborative relation modeling,” in *WSDM '20: The Thirteenth ACM International Conference on Web Search and Data Mining*. 2020, pp. 465–473, ACM.
- [38] Chong Chen, Min Zhang, Chenyang Wang, Weizhi Ma, Minming Li, Yiqun Liu, and Shaoping Ma, “An efficient adaptive transfer neural network for social-aware recommendation,” in *Proceedings of the 42nd International ACM SIGIR Conference on Research and Development in Information Retrieval*. 2019, pp. 225–234, ACM.
- [39] Weiping Song, Zhiping Xiao, Yifan Wang, Laurent Charlin, Ming Zhang, and Jian Tang, “Session-based social recommendation via dynamic graph attention networks,” in *Proceedings of the Twelfth ACM International Conference on Web Search and Data Mining*. 2019, pp. 555–563, ACM.
- [40] Xiang Wang, Xiangnan He, Meng Wang, Fuli Feng, and Tat-Seng Chua, “Neural graph collaborative filtering,” in *Proceedings of the 42nd International ACM SIGIR Conference on Research and Development in Information Retrieval*. 2019, pp. 165–174, ACM.
- [41] Chao Huang, Huance Xu, Yong Xu, Peng Dai, Lianghao Xia, Mengyin Lu, Liefeng Bo, Hao Xing, Xiaoping Lai, and Yanfang Ye, “Knowledge-aware coupled graph neural network for social recommendation,” in *Thirty-Fifth AAAI Conference on Artificial Intelligence*. 2021, pp. 4115–4122, AAAI Press.
- [42] Junliang Yu, Hongzhi Yin, Jundong Li, Qinyong Wang, Nguyen Quoc Viet Hung, and Xiangliang Zhang, “Self-supervised multi-channel hypergraph convolutional network for social recommendation,” in *WWW '21: The Web Conference 2021*. 2021, pp. 413–424, ACM / IW3C2.
- [43] Xiaoling Long, Chao Huang, Yong Xu, Huance Xu, Peng Dai, Lianghao Xia, and Liefeng Bo, “Social recommendation with self-supervised metagraph informax network,” in *CIKM '21: The 30th ACM International Conference on Information and Knowledge Management*. 2021, pp. 1160–1169, ACM.