

Text-to-CadQuery: A New Paradigm for CAD Generation with Scalable Large Model Capabilities

Haoyang Xie, Feng Ju*

School of Computing and Augmented Intelligence, Arizona State University
{hxie40, fengju}@asu.edu

Abstract

Computer-aided design (CAD) is fundamental to modern engineering and manufacturing, but creating CAD models still requires expert knowledge and specialized software. Recent advances in large language models (LLMs) open up the possibility of generative CAD, where natural language is directly translated into parametric 3D models. However, most existing methods generate task-specific command sequences that pretrained models cannot directly handle. These sequences must be converted into CAD representations such as CAD vectors before a 3D model can be produced, which requires training models from scratch and adds unnecessary complexity. To tackle this issue, we propose generating CadQuery code directly from text, leveraging the strengths of pretrained LLMs to produce 3D models without intermediate representations, using this Python-based scripting language. Since LLMs already excel at Python generation and spatial reasoning, fine-tuning them on Text-to-CadQuery data proves highly effective. Given that these capabilities typically improve with scale, we hypothesize that larger models will perform better after fine-tuning. To enable this, we augment the Text2CAD dataset with 170,000 CadQuery annotations. We fine-tune six open-source LLMs of varying sizes and observe consistent improvements. Our best model achieves a top-1 exact match of 69.3%, up from 58.8%, and reduces Chamfer Distance by 48.6%. Project page: <https://github.com/Text-to-CadQuery/Text-to-CadQuery>.

1 Introduction

Computer-aided design (CAD) plays a central role in engineering, architecture, construction, and 3D printing. It is a core tool for creating precise digital models that support analysis, simulation, and fabrication [19, 8]. Creating CAD models remains a complex task that typically requires technical expertise and familiarity with domain-specific tools [4]. This barrier makes it difficult for non-experts to engage in design and slows down the overall modeling process. The rise of foundation models, including large language and multimodal models, offers a promising path toward lowering this barrier by enabling more intuitive interaction with CAD systems through natural language, images, sketches, and point clouds [31, 9, 34, 1]. Industry systems such as Zoo [1] have introduced early Text-to-CAD tools, reflecting the rising demand for language-driven CAD. In parallel, a growing number of datasets have emerged in recent years, enabling research on generative CAD with various input modalities and two main output formats: command sequences and B-rep representations [48, 17, 49]. These methods define task-specific command sequences (see Appendix A.1) that are not naturally supported by existing language models, and thus require training new models from scratch. The generated sequences require further processing to produce usable 3D models, adding pipeline complexity.

To fill this gap, we ask a simple question: why generate intermediate command sequences at all? Instead, why not generate executable code that can directly produces a 3D model. Among

*Corresponding author: fengju@asu.edu

the available options (see Appendix A.2), we choose CadQuery [44] as the target representation. Unlike FreeCAD [35] or OpenSCAD [29], which require a full software environment to execute, or PythonOCC, which is too low-level for practical generation, CadQuery is a pure Python package that can be executed directly without any external software dependencies. It offers a clean, high-level API that abstracts common CAD operations like box, arc, circle, and extrude into concise, readable code. This makes CadQuery both executable and interpretable, making it particularly well-suited for generative modeling with language models. Leveraging this representation offers two key advantages. First, modern large models are already good at generating Python code, and in many cases, they are capable of writing CadQuery directly. With strong capabilities in multimodal understanding and spatial reasoning, advanced pretrained models are increasingly capable of mapping high-level inputs directly to 3D-generative code. Second, model scaling laws suggest that larger pretrained models inherently perform better [22]. By fine-tuning these stronger models on paired input–CadQuery data, we can bypass costly training from scratch while achieving better performance.

To test this idea, we take two key steps. First, we build on the Text2CAD [23] dataset, which augments DeepCAD [45] with natural language descriptions of 3D models. We further extend this dataset by annotating each sample with corresponding CadQuery code. This results in a new dataset of approximately 170,000 text–CadQuery pairs, enabling direct training for Text-to-CadQuery generation. Second, we fine-tune six models with parameter sizes ranging from 124 million to 7 billion. These include CodeGPT-small (124M), GPT-2 medium (355M), GPT-2 large (774M) [33], Gemma3-1B [40], Qwen2.5-3B [52], and Mistral-7B [21] (using LoRA). Our experiments reveal two important findings. Unlike prior work that defines custom command sequences, which requires training a task-specific decoder even when using a pretrained BERT encoder, resulting in a total model size of approximately 363M parameters, even our smallest model achieves higher CAD generation accuracy with only 58 minutes of training—versus 2 days for Text2CAD. Moreover, we observe a clear scaling trend: as model size increases, so does generation accuracy. These results support our two core claims: (1) generating CadQuery directly is not only simpler but also yields better performance, thanks to the existing capabilities of pretrained models; and (2) larger pretrained models do indeed bring stronger CAD generation ability. Building on these findings, we summarize our main contributions as follows:

- We introduce a new paradigm for CAD generation that directly produces executable CadQuery code from natural language, bypassing intermediate command sequences. This approach simplifies the modeling pipeline and improves accuracy by leveraging both the Python generation and spatial reasoning capabilities of pretrained language models.
- We construct a large-scale dataset of approximately 170,000 text–CadQuery pairs by extending the Text2CAD-augmented DeepCAD dataset with symbolic code annotations. This enables direct training for Text-to-CadQuery generation and supports future research in code-based 3D modeling.
- We perform a comprehensive evaluation across six pretrained models ranging from 124M to 7B parameters. Our results reveal a consistent scaling trend: larger models produce more accurate and executable CadQuery code, confirming that increased model capacity improves symbolic 3D generation.

The remainder of this paper is organized as follows. Section 2 reviews related datasets, modeling approaches, and the capabilities of large pretrained models for CAD generation. Section 3 presents our overall method, detailing the dataset annotation process, pretrained model selection, and fine-tuning setup. In Section 4, we describe the evaluation metrics and report experimental results across different model scales. Section 5 discusses the limitations. Finally, Section 6 concludes the paper.

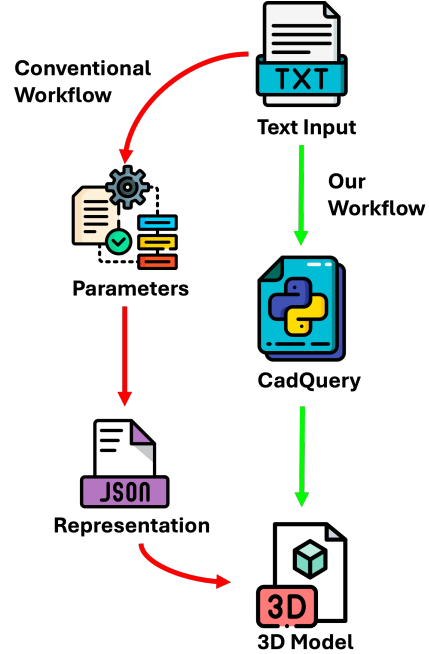


Figure 1: Workflow comparison.

2 Related Work

Datasets and Methods for Generative CAD: Early CAD datasets mainly consisted of static 3D models, often in B-rep format, without associated modeling steps or input-output pairs. These datasets were useful for geometric learning but not suitable for generative tasks. More recently, datasets have emerged that include labeled modeling sequences, natural language descriptions, images, or sketches, making it possible to train conditional generative models. These datasets can be categorized by input type: some use images such as renderings or sketches, others use text instructions, and some rely on point clouds, vector drawings, or multimodal combinations. Output formats vary as well, including command sequences, B-rep structures, and occasionally script-based CAD representations. The availability of such datasets has made CAD a feasible and increasingly popular target for generative modeling. A comprehensive overview is provided in Table 1.

While multimodal inputs, such as combining natural language with images or sketches, are often assumed to yield better results, recent findings suggest otherwise. In particular, LLM4CAD[26] shows that in the current early stage of generative CAD, where datasets are still limited and models are not yet highly specialized, using natural language alone as the input actually performs best. It outperforms both image-based methods and multimodal combinations. Since our work primarily focuses on the output side—replacing task-specific command sequences with CadQuery scripts, we therefore adopt text as the sole input modality.

In parallel, two recent studies have explored symbolic representations for generative CAD tasks: Query2CAD [5] and LLM4CAD [38]. Query2CAD demonstrates that general-purpose models like GPT-4 can generate executable FreeCAD macros directly from natural language descriptions of CAD workflows. However, it only provides a small dataset of 57 samples, limiting its practical utility. LLM4CAD, on the other hand, adopts CadQuery as its modeling language and includes around 5,000 annotated samples. However, its scope is restricted to five common mechanical parts, making the dataset too narrow for broader generalization. These limitations highlight the need for a larger and more diverse dataset, which motivates our work.

Table 1: Overview of CAD Datasets by Input Condition, CAD Representation, and Model Size

Input Condition	Dataset	Year	CAD Representation	Model Size
Unconditional	ABC [24]	2019	B-rep	1,000,000+
	SketchGraphs [36]	2020	Command Sequence	15,000,000+
	DeepCAD [45]	2021	Command Sequence	179,133
	Fusion360 [42]	2021	Command Sequence	8,625
	CC3D-Ops [13]	2022	B-rep	37,000+
	SkexGen [50]	2022	Command Sequence	~100,000+
	CADParser [56]	2023	Command Sequence	40,000+
	SolidGen [20]	2023	B-rep	~100,000
Image	BrepGen [51]	2024	B-rep	~100,000
	Img2CAD (GPT4-V) [53]	2024	Command Sequence	4,574
	Img2CAD (SVG) [10]	2024	Command Sequence	208,853
	OpenECAD [54]	2024	Command Sequence	200,000+
Text	Query2CAD [5]	2024	Python Macro	57
	Text2CAD [23]	2024	Command Sequence	158,000+
Multi-modal	Objaverse-XL [11]	2023	Mesh	10,000,000+
	OmniCAD [48]	2024	Command Sequence	453,220
	LLM4CAD [38]	2025	CadQuery Script	~5000
Sketch/Drawing	Free2CAD [25]	2022	Command Sequence	210,000+
Point Cloud	Point2CAD [28]	2023	B-rep	ABC subset
	Point2Skh [41]	2024	Sketch + Extrude	Synthetic

General Capabilities of Large Models Enabling CAD Modeling: Large-scale foundation models have acquired a broad set of general-purpose capabilities that make them well-suited for downstream tasks like generative CAD modeling. State-of-the-art foundation models, such as GPT-4 [2] and Google’s Gemini [39], are inherently multimodal, capable of integrating language, vision, and spatial input to achieve cross-modal understanding and advanced problem-solving [37]. This broad grounding, together with their emergent spatial reasoning abilities, allows large models to interpret geometric descriptions in text or images and maintain coherence in 3D structures. [27]. Modern LLMs also excel at generating structured outputs like code. For example, models trained on programming corpora, such as OpenAI Codex [32] or Anthropic’s Claude [3], can translate natural language instructions into executable code. Similar mechanisms let LLMs represent parametric designs as text sequences, effectively encoding geometric constraints and relationships. These capabilities, including multimodal understanding, spatial reasoning and code synthesis, provide the foundation for generating CAD models from high-level descriptions. These general capabilities motivate our use of pretrained models and high-level representations like CadQuery, rather than training from scratch or relying on task-specific command sequences. To test whether larger models better leverage these abilities, we systematically evaluate models of varying scales on the Text-to-CadQuery task.

3 Method

3.1 Data Annotation

Base Dataset Description: We build our dataset on top of two foundational CAD datasets: DeepCAD [45] and Text2CAD [23]. DeepCAD contains 178,238 CAD models represented as command sequences, each describing a sketch-and-extrude construction process used in real-world CAD software. The dataset is diverse, covering a wide range of user-generated mechanical parts from the Onshape platform, and supports parametric commands such as line, arc, circle, and various extrusion types. Text2CAD extends DeepCAD by annotating each model with multiple levels of natural language descriptions, ranging from abstract shape summaries to detailed parametric instructions. The resulting dataset includes approximately 170,000 models and over 600,000 prompts, which reflect diverse prompt styles and levels of detail.

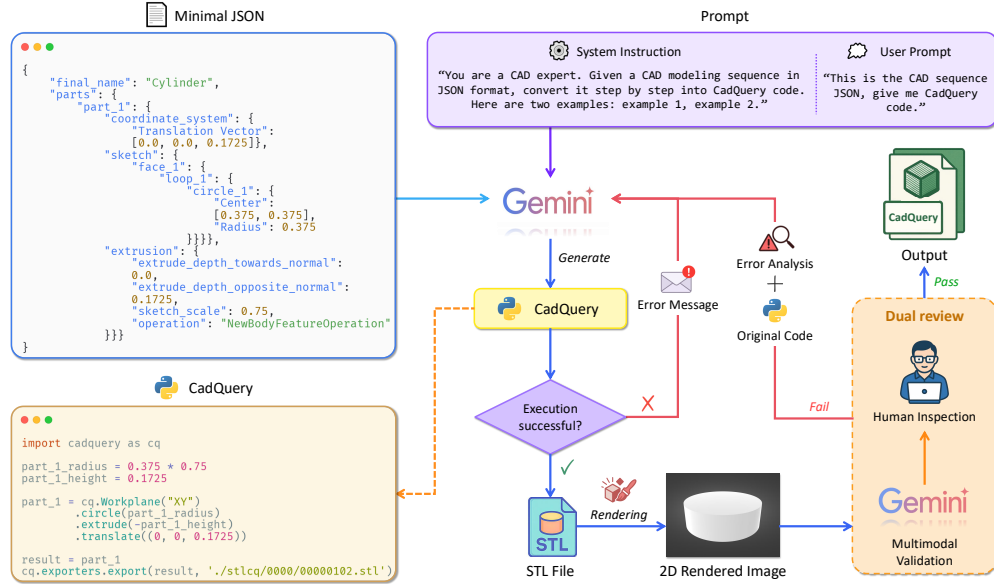


Figure 2: Overview of our data annotation pipeline.

Annotation Pipeline: While large language models can directly generate CadQuery code from natural language descriptions, we find that such outputs are often inaccurate and unreliable. Fortunately, each sample in Text2CAD includes a corresponding minimal JSON structure that explicitly describes the modeling operations (such as sketch loops, extrusion directions, and geometric parameters)

required to construct the 3D shape (see Figure 2). We treat the minimal JSON as a structured input and use a large multimodal model (Gemini 2.0 Flash) to convert it into CadQuery code. To improve code reliability, we include both a detailed system instruction [7] that defines the task as “JSON-to-CadQuery translation,” and two in-context examples (see Appendix A.3). The generated CadQuery code is executed in a subprocess using the `cadquery` package. If execution fails, the resulting error message is fed back into Gemini for self-correction [30]. This feedback loop is crucial: many common errors, such as failing to define a workplane, can be automatically fixed. In practice, this mechanism raises the code execution success rate from 53% to 85%. If the code executes successfully, an STL file is generated and rendered into a 2D image using Blender [6]. We then present Gemini with a side-by-side comparison of the rendered image and the ground truth, asking whether the two 3D models match in shape. Since modern LLMs are highly accurate in reproducing numerical parameters, we focus solely on evaluating shape similarity. The model is instructed to ignore parameter values and determine whether the overall geometry matches. It responds with either “Yes” or provides a brief explanation if the shapes do not align. Finally, a human reviewer performs a quick secondary check. If the model and human judgments agree that the shapes match, we accept the generated CadQuery as a valid annotation. Otherwise, we repeat the process with updated prompts or examples. Using this semi-automatic pipeline, we annotate the entire 170,000 CadQuery dataset.

Model Selection for Annotation: We choose Gemini 2.0 Flash as the base model for data annotation, based on its unique ability to translate structured minimal JSON into executable CadQuery code. Through extensive empirical testing, we find that most open-source models—including Gemma, Qwen, Mistral, and Llama (including the well-regarded Llama 3 series [16])—fail to generate valid CadQuery, often not recognizing the syntax or semantics of the language at all.

In contrast, commercial models such as ChatGPT, Claude, and Gemini are all capable of performing this translation task. Among them, GPT-4o achieves the highest performance, with over 90% of its outputs executable on the first attempt and generally producing accurate geometry. Claude and Gemini show comparable accuracy, especially when enhanced with our feedback loop, which boosts the executable success rate to approximately 85%. During the course of our project, GPT-4.1 was released and demonstrated even stronger performance than GPT-4o.

Despite these strengths, cost and throughput constraints make GPT-4o and Claude less practical for large-scale annotation. The API cost of GPT-4o is roughly 20 times that of Gemini 2.0 Flash, and Claude is also significantly more expensive. In contrast, Gemini 2.0 Flash not only provides comparable quality but also offers major practical advantages: it responds almost twice as fast as GPT-4o and supports significantly higher rate limits (up to 2000 requests per minute and 4 million tokens per minute [15]). To maximize efficiency, we split the 170,000 samples into three batches. Each was processed in parallel near the API limit, taking about 3 hours. The full annotation finished in 9 hours with a total cost of \$170. Given its strong performance, low latency, generous rate limits, and affordable cost, Gemini 2.0 Flash was the most suitable choice for our data annotation pipeline.

3.2 Pretrained Model Selection

Our goal is not only to validate that CadQuery is a more effective output format than task-specific command sequences, but also to investigate whether larger pretrained models are more capable of producing accurate, executable CadQuery code. In selecting models for fine-tuning, we consider both parameter scale and prior familiarity with CadQuery.

First, we assess whether the pretrained model demonstrates familiarity with CadQuery, as reflected in its ability to generate simple scripts without task-specific tuning. To assess this, we surveyed several popular open-source models from Hugging Face [43], including DeepSeek, Qwen, Gemma, Llama, and Mistral. As a sanity check, we prompted each model with two simple queries: “Do you know what CadQuery is?” and “Give me a simple CadQuery example.” Most models returned reasonable explanations and generated code snippets that followed the correct CadQuery API structure, even though the outputs were not directly executable. This suggests that these models have already acquired some understanding of the syntax and structure of CadQuery during pre-training. Surprisingly, the highly regarded Llama 3 series consistently failed both questions, exhibiting strong hallucinations and generating irrelevant or incorrect responses. Second, we take into account the scale of model parameters. Text2CAD Transformer uses a 340M BERT-Large [12] encoder and a 23M decoder trained from scratch, resulting in a total size of 363M. To ensure a fair comparison focused solely on output formats, we first select models with comparable parameter sizes. At the same time, to

investigate whether larger pretrained models can bring additional gains, we also include higher-capacity models in our evaluation. Our selection covers decoder-only LLMs ranging from 124M to 7B parameters. It includes CodeGPT-small (124M), a Python-specialized variant of GPT-2, as well as GPT-2 medium (355M) and GPT-2 large (774M) as general-purpose baselines. We also include more recent and high-performing models such as Gemma3-1B, Qwen2.5-3B, and Mistral-7B. This range allows us to investigate scaling effects using commonly available open-source models.

3.3 Fine-Tuning Setup

We split the data into 90% for training, 5% for validation, and 5% for testing. Despite their varying parameter sizes, all models converge efficiently. For reference, Text2CAD Transformer trains a 23M decoder from scratch over two days on a single A100 GPU. In contrast, our smallest model (CodeGPT-small, 124M) fine-tunes in under an hour, and even our largest model (Mistral-7B) completes training within 33 hours (see Table 2). To adapt to different model sizes, we use full-parameter supervised fine-tuning (SFT) for smaller models, and parameter-efficient fine-tuning (PEFT) for larger models such as Mistral-7B. We implement PEFT using LoRA [18], described below.

LoRA for Large Models: LoRA inserts trainable low-rank matrices into the attention layers while keeping the base model weights frozen. Specifically, we use 4-bit quantization and configure LoRA with rank $r = 16$ and scaling factor $\alpha = 32$. The learned update is defined as:

$$\Delta W = AB, \quad A \in \mathbb{R}^{d \times r}, \quad B \in \mathbb{R}^{r \times d}, \quad r \ll d \quad (1)$$

where $W \in \mathbb{R}^{d \times d}$ is the original weight matrix and ΔW is the low-rank adaptation added during training. A and B are the learned low-rank matrices with rank r , where d is the hidden dimension of the model. This approach enables efficient adaptation of large models on limited hardware.

Table 2: Fine-tuning configurations for all models

Model	Training Hardware	Training Time	Epochs	Learning Rate	Batch Size	Techniques
CodeGPT small	1×A100 80GB	58m	2	5e-5	16	SFT
GPT-2 medium	2×A100 80GB	1h 48m	2	5e-5	24	SFT
GPT-2 large	2×A100 80GB	3h 40m	2	5e-5	24	SFT
Gemma3-1B	1×A100 80GB	5h 33m	3	5e-5	16	SFT
Qwen2.5-3B	1×A100 80GB	12h 56m	3	5e-5	12	SFT
Mistral-7B	1×A100 80GB	33h 03m	4	2e-4	64	LoRA

Tokenization and Context Length: We tokenize each input-output pair into a single prompt with instruction–response formatting. Token statistics across the dataset show a minimum length of 194, a maximum of 3535, a mean of 501.2, and a median of 395 tokens. Notably, 94.09% of all samples fall below 1024 tokens (see Figure 3). Therefore, we set the context length to 1024 during fine-tuning, which ensures compatibility with all selected models, including legacy architectures such as GPT-2. Shorter sequences are padded to this length, and longer ones are truncated accordingly.

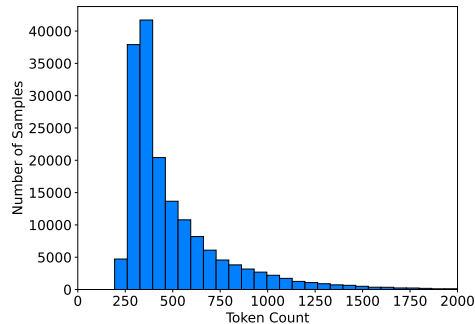


Figure 3: Distribution of token lengths.

Since our task focuses on generating accurate 3D models, the primary concern is whether the generated code produces the correct geometry upon execution, rather than its textual form. However, integrating geometric accuracy into the loss function is non-trivial and computationally expensive. Therefore, during training, we adopt the standard token-level cross-entropy loss. Detailed evaluation of 3D shape correctness, including geometry-aware metrics, is performed post-training, as described in Section 4.

4 Results and Evaluation

4.1 Baseline: Text2CAD Transformer

As discussed in Section 2, a wide range of generative CAD methods have been proposed, covering various input modalities such as images, point clouds, and text. However, among these, Text2CAD is the only existing method that directly generates CAD models from natural language descriptions. For a fair comparison, we therefore focus exclusively on comparing against the Text2CAD Transformer.

It is worth noting that prior studies, including LLM4CAD, have shown that text-only input currently achieves the highest accuracy among all modalities for CAD generation. While our method outperforms many other approaches listed in Section 2 across various metrics, we do not include them here due to the difference in input settings. Readers interested in broader comparisons may refer to the following sections, where we report results on common evaluation metrics such as Chamfer Distance, which is widely adopted across generative CAD benchmarks. In this section, we isolate our comparison to Text2CAD Transformer, which uses the same textual inputs as our method. The only difference lies in the output representation: Text2CAD generates task-specific command sequences, while we generate CadQuery code.

4.2 Evaluation Metrics

To compare our method fairly against the baseline Text2CAD Transformer, we adopt three evaluation metrics: Chamfer Distance (CD), Invalid Rate (IR), and Gemini 2.0 Flash evaluation. These metrics are used consistently across both methods to evaluate the quality of the generated 3D shapes.

Chamfer Distance (CD): Measures the geometric discrepancy between the generated and ground-truth 3D models [14]. For each STL mesh, we normalize its scale, uniformly sample 10,000 surface points, and compute the average squared distance between nearest neighbors across both point clouds:

$$CD(P, Q) = \frac{1}{|P|} \sum_{p \in P} \min_{q \in Q} \|p - q\|^2 + \frac{1}{|Q|} \sum_{q \in Q} \min_{p \in P} \|q - p\|^2 \quad (2)$$

where P and Q are point sets sampled from the predicted and ground-truth shapes, respectively. Lower values indicate higher geometric fidelity.

Invalid Rate (IR): Captures the percentage of generated CadQuery scripts that fail during execution, due to syntax errors, incomplete expressions, or invalid operations. For example, an IR of 1.32 corresponds to 1.32% of the generated samples failing to produce a valid 3D shape. We provide a representative failure case and analysis in Appendix A.4 for reference.

Gemini 2.0 Flash Evaluation: Assesses the similarity between the generated and ground-truth shapes purely from a vision-language perspective [46, 55]. We render the STL outputs from both Text2CAD and our method into 2D images using Blender. These rendered images, along with the original textual prompt, are provided to Gemini 2.0 Flash with the question: "Do these two images represent the same 3D object?" Importantly, the model makes its judgment based solely on the visual comparison of the rendered shapes—not based on code structure or text descriptions. Gemini responds either "Yes" or provides a brief explanation, and the final score is calculated as the percentage of responses where the model answers "Yes" over the test set. This metric captures perceptual and structural consistency in a multimodal setting.

To assess whether CadQuery is a more effective output format than task-specific command sequences, we compare our method against Text2CAD using models that are similar in size or even smaller. Notably, our smallest model, CodeGPT-small (124M), consistently outperforms the baseline across all metrics after fine-tuning. Although GPT-2 medium (355M) has nearly three times the parameters, it does not show a significant improvement—and even has a higher Invalid Rate. This is likely due to the fact that CodeGPT is pretrained on Python code, giving it a stronger prior for generating Python-based CadQuery scripts.

Across models of increasing size, we observe a clear upward trend in performance. As model capacity increases, so does the ability to generate more accurate and executable CAD programs, confirming our hypothesis introduced in Section 1. The fine-tuned Qwen2.5-3B model achieves the best overall results: a Chamfer Distance of 0.191 (median) and 10.229 (mean) after $\times 10^3$, along with a Gemini

Table 3: Comparison of models on Chamfer Distance and Gemini 2.0 Flash Evaluation

Model	Model Parameters	Medium CD $\times 10^3 \downarrow$	Mean CD $\times 10^3 \downarrow$	IR \downarrow	Gemini 2.0 Evaluation \uparrow
Text2CAD Transformer	363M	0.370	26.417	3.5	58.80%
Our SFT CodeGPT small	124M	0.234	13.520	9.4	60.28%
Our SFT GPT-2 medium	355M	0.223	12.567	15.6	60.31%
Our SFT GPT-2 large	774M	0.221	12.175	13.8	63.61%
Our SFT Gemma-3-1B	1B	0.204	11.609	8.4	66.86%
Our SFT Qwen2.5-3B	3B	0.191	10.229	6.5	69.30%
Our LoRA Mistral-7B	7B	0.219	11.835	1.32	65.38%

2.0 Flash accuracy of 69.30%, a 10.5% absolute improvement over the baseline. These results demonstrate state-of-the-art performance for text-to-CAD generation using symbolic CadQuery output. Detailed results are provided in Table 3.

Interestingly, the 7B Mistral model underperforms the 3B Qwen2.5 model across accuracy metrics, reaching performance levels similar to Gemma-3-1B. We attribute this to insufficient training data, which limits the large model’s ability to fully learn the task-specific generation patterns. However, the Mistral model achieves the lowest Invalid Rate (1.32), suggesting that larger pretrained models are better at generating syntactically correct and executable Python code. To further verify this, we fine-tuned a commercial model, GPT-4.1 mini, on a 10k subset of our data. This model achieved a 0% Invalid Rate—producing fully executable code—but its accuracy matched that of the 7B model, confirming that advanced models are more reliable in execution but still require sufficient data to learn precise 3D generation.

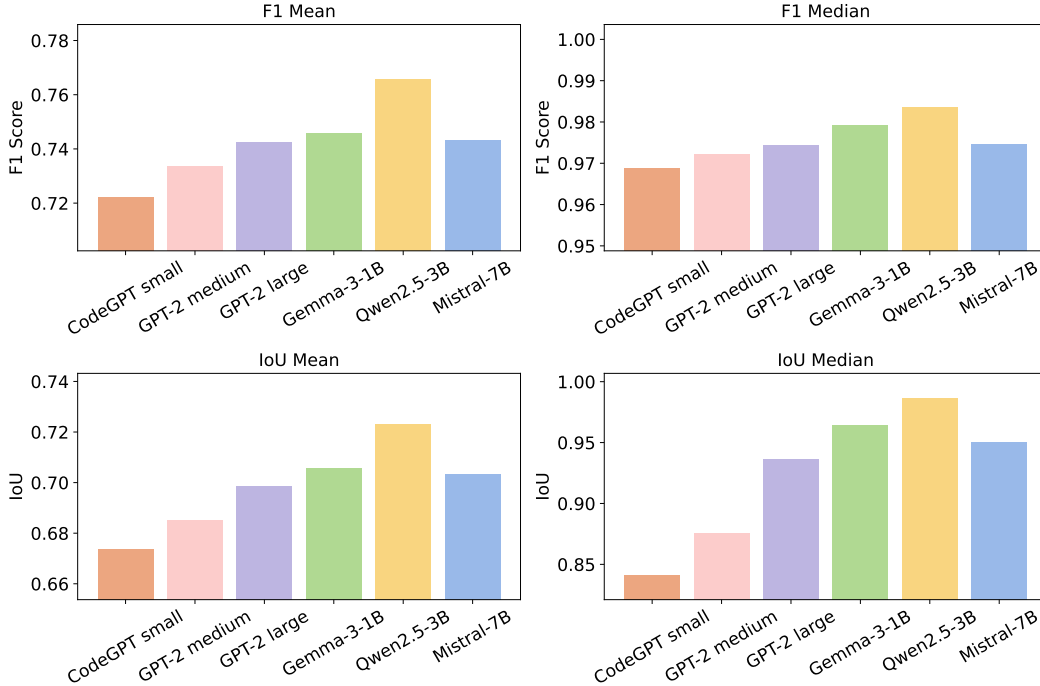


Figure 4: Comparison of F1 Score and IoU across models.

In addition to the three core metrics used for comparison with Text2CAD Transformer, we introduce two supplementary metrics, F1 Score and Volumetric IoU, to further evaluate the geometric fidelity of generated shapes. Both metrics offer complementary perspectives: F1 captures local geometric alignment, while IoU assesses global volumetric overlap. Below, we describe each in detail.

F1 Score: We adopt a point-based F1 score to evaluate the alignment between predicted and ground-truth meshes. For each shape, we sample 10,000 surface points and compute the bidirectional recall and precision using a fixed distance threshold $\tau = 0.02$ in normalized space. A predicted point is considered correct if its nearest neighbor in the ground-truth set lies within the threshold, and vice versa. The F1 score is then calculated as:

$$F1 = \frac{2 \cdot \text{Precision} \cdot \text{Recall}}{\text{Precision} + \text{Recall}} \quad (3)$$

This metric is sensitive to local geometric detail and rewards both coverage and accuracy. The threshold $\tau = 0.02$ is chosen to balance tolerance and precision under unit-normalized shape scales.

Volumetric IoU: To further assess 3D shape similarity, we compute the volumetric Intersection over Union (IoU) between voxelized versions of the predicted and ground-truth meshes [47]. Both meshes are first normalized to fit within the unit cube $[0, 1]^3$, then voxelized using a resolution of 0.02. Let V_1 and V_2 denote the occupied voxel grids. IoU is computed as:

$$\text{IoU} = \frac{|V_1 \cap V_2|}{|V_1 \cup V_2|} \quad (4)$$

This metric captures global shape overlap and is particularly useful for assessing coarse structural fidelity. Padding is applied to align voxel grid sizes when necessary.

As shown in Figure 4, Qwen2.5-3B achieves the best performance across both F1 and IoU metrics, with an F1 median of 0.9836 and a volumetric IoU median of 0.9868. Even our smallest model, CodeGPT-small, attains reasonable performance (F1 median 0.9688), confirming the effectiveness of fine-tuning on symbolic CAD tasks. To the best of our knowledge, these scores significantly outperform existing methods across all input modalities. This holds across multiple metrics, such as CD, F1 Score, and IoU, demonstrating state-of-the-art performance for CAD generation.

Both metrics exhibit clear scaling trends: as model size increases, accuracy improves steadily from 124M to 3B. Similar to the previous observations, the 7B model (Mistral) does not further improve over Qwen2.5-3B, likely due to underfitting from limited data. This again highlights the tradeoff between model capacity and data availability in symbolic 3D generation.

5 Limitation

This work focuses on the output format for generative CAD, showing that CadQuery outperforms task-specific command sequences. In principle, our approach can be extended to other input modalities such as images, sketches, and point clouds, by using CadQuery as the output. It would also be valuable to annotate additional datasets with CadQuery to test whether this improvement holds across input types. Another limitation is data scale. Although our dataset includes 170,000 samples, we observe a performance drop on the 7B model, likely due to underfitting. Scaling up the dataset and fine-tuning even larger models such as 13B or 32B could further test this hypothesis, but would require significant annotation effort and computational resources.

6 Conclusion

We introduce a large-scale dataset of 170,000 text–CadQuery pairs and propose Text-to-CadQuery as a new paradigm for CAD generation. Our method directly generates executable CadQuery code from natural language, replacing task-specific command sequences used in prior work. This change simplifies the modeling pipeline and improves performance across multiple geometric and model-based evaluation metrics. Moreover, by adopting CadQuery as the output, we enable the use of pretrained language models rather than training models from scratch. This leads to faster training and better generalization. More importantly, our approach can naturally benefit from future advances in foundation models, such as improved multimodal understanding, spatial reasoning, or code generation, without modifying the training framework or output design. Our experiments demonstrate that even the smallest model fine-tuned on Text-to-CadQuery data outperform the Text2CAD baseline. As model size increases, we observe a clear scaling trend in accuracy and executability. Our best model achieves state-of-the-art results across multiple metrics. These findings validate both the output choice and our overall framework, and open new directions for extending CadQuery-based generation to diverse inputs and larger models.

References

- [1] Zoo: AI CAD Model Generator — zoo.dev. <https://zoo.dev/text-to-cad>. [Accessed 02-05-2025].
- [2] Josh Achiam, Steven Adler, Sandhini Agarwal, Lama Ahmad, Ilge Akkaya, Florencia Leoni Aleman, Diogo Almeida, Janko Altenschmidt, Sam Altman, Shyamal Anadkat, et al. Gpt-4 technical report. *arXiv preprint arXiv:2303.08774*, 2023.
- [3] Anthropic. Introducing claude 3, March 2024. URL <https://www.anthropic.com/news/claude-3-family>. Accessed: 2025-05-03.
- [4] Autodesk. Autocad 2025 release notes. https://help.autodesk.com/cloudhelp/2025/ENU/AutoCAD-ReleaseNotes/files/AUTOCAD_2025_RELEASE_NOTES.html, 2024. Accessed: 2025-05-01.
- [5] Akshay Badagabettu, Sai Sravan Yarlagadda, and Amir Barati Farimani. Query2cad: Generating cad models using natural language queries. *arXiv preprint arXiv:2406.00144*, 2024.
- [6] Blender Online Community. Blender - a 3d modelling and rendering package, 2024. URL <https://www.blender.org>. Version 4.1.
- [7] Tom Brown, Benjamin Mann, Nick Ryder, Melanie Subbiah, Jared D Kaplan, Prafulla Dhariwal, Arvind Neelakantan, Pranav Shyam, Girish Sastry, Amanda Askell, et al. Language models are few-shot learners. *Advances in neural information processing systems*, 33:1877–1901, 2020.
- [8] Johannes Brozovsky, Nathalie Labonnote, and Olli Vigen. Digital technologies in architecture, engineering, and construction. *Automation in Construction*, 158:105212, 2024.
- [9] Sébastien Bubeck, Varun Chandrasekaran, Ronen Eldan, Johannes Gehrke, Eric Horvitz, Ece Kamar, Peter Lee, Yin Tat Lee, Yuanzhi Li, Scott Lundberg, et al. Sparks of artificial general intelligence: Early experiments with gpt-4, 2023.
- [10] Tianrun Chen, Chunan Yu, Yuanqi Hu, Jing Li, Tao Xu, Runlong Cao, Lanyun Zhu, Ying Zang, Yong Zhang, Zejian Li, et al. Img2cad: Conditioned 3d cad model generation from single image with structured visual geometry. *arXiv preprint arXiv:2410.03417*, 2024.
- [11] Matt Deitke, Ruoshi Liu, Matthew Wallingford, Huong Ngo, Oscar Michel, Aditya Kusupati, Alan Fan, Christian Laforte, Vikram Voleti, Samir Yitzhak Gadre, et al. Objaverse-xl: A universe of 10m+ 3d objects. *Advances in Neural Information Processing Systems*, 36:35799–35813, 2023.
- [12] Jacob Devlin, Ming-Wei Chang, Kenton Lee, and Kristina Toutanova. Bert: Pre-training of deep bidirectional transformers for language understanding. In *Proceedings of the 2019 conference of the North American chapter of the association for computational linguistics: human language technologies, volume 1 (long and short papers)*, pages 4171–4186, 2019.
- [13] Elona Dupont, Kseniya Cherenkova, Anis Kacem, Sk Aziz Ali, Ilya Arzhannikov, Gleb Gusev, and Djamila Aouada. Cadops-net: Jointly learning cad operation types and steps from boundary-representations. In *2022 International Conference on 3D Vision (3DV)*, pages 114–123. IEEE, 2022.
- [14] Haoqiang Fan, Hao Su, and Leonidas J Guibas. A point set generation network for 3d object reconstruction from a single image. In *Proceedings of the IEEE conference on computer vision and pattern recognition*, pages 605–613, 2017.
- [15] Google DeepMind. Gemini api documentation, 2024. <https://ai.google.dev/gemini-api>.
- [16] Aaron Grattafiori, Abhimanyu Dubey, Abhinav Jauhri, Abhinav Pandey, Abhishek Kadian, Ahmad Al-Dahle, Aiesha Letman, Akhil Mathur, Alan Schelten, Alex Vaughan, et al. The llama 3 herd of models. *arXiv preprint arXiv:2407.21783*, 2024.
- [17] Negar Heidari and Alexandros Iosifidis. Geometric deep learning for computer-aided design: A survey. *arXiv preprint arXiv:2402.17695*, 2024.
- [18] Edward J Hu, Yelong Shen, Phillip Wallis, Zeyuan Allen-Zhu, Yuanzhi Li, Shean Wang, Lu Wang, Weizhu Chen, et al. Lora: Low-rank adaptation of large language models. *ICLR*, 1(2):3, 2022.
- [19] Bonsa Regassa Hunde and Abraham Debebe Woldeyohannes. Future prospects of computer-aided design (cad)—a review from the perspective of artificial intelligence (ai), extended reality, and 3d printing. *Results in Engineering*, 14:100478, 2022.

- [20] Pradeep Kumar Jayaraman, Joseph G Lambourne, Nishkrit Desai, Karl DD Willis, Aditya Sanghi, and Nigel JW Morris. Solidgen: An autoregressive model for direct b-rep synthesis. *arXiv preprint arXiv:2203.13944*, 2022.
- [21] Albert Q. Jiang, Alexandre Sablayrolles, Arthur Mensch, Chris Bamford, Devendra Singh Chaplot, Diego de las Casas, Florian Bressand, Gianna Lengyel, Guillaume Lample, Lucile Saulnier, L  lio Renard Lavaud, Marie-Anne Lachaux, Pierre Stock, Teven Le Scao, Thibaut Lavril, Thomas Wang, Timoth  e Lacroix, and William El Sayed. Mistral 7b, 2023. URL <https://arxiv.org/abs/2310.06825>.
- [22] Jared Kaplan, Sam McCandlish, Tom Henighan, Tom B Brown, Benjamin Chess, Rewon Child, Scott Gray, Alec Radford, Jeffrey Wu, and Dario Amodei. Scaling laws for neural language models. *arXiv preprint arXiv:2001.08361*, 2020.
- [23] Mohammad Sadil Khan, Sankalp Sinha, Talha Uddin Sheikh, Didier Stricker, Sk Aziz Ali, and Muhammad Zeshan Afzal. Text2cad: Generating sequential cad models from beginner-to-expert level text prompts. *arXiv preprint arXiv:2409.17106*, 2024.
- [24] Sebastian Koch, Albert Matveev, Zhongshi Jiang, Francis Williams, Alexey Artemov, Evgeny Burnaev, Marc Alexa, Denis Zorin, and Daniele Panozzo. Abc: A big cad model dataset for geometric deep learning. In *Proceedings of the IEEE/CVF conference on computer vision and pattern recognition*, pages 9601–9611, 2019.
- [25] Changjian Li, Hao Pan, Adrien Bousseau, and Niloy J Mitra. Free2cad: Parsing freehand drawings into cad commands. *ACM Transactions on Graphics (TOG)*, 41(4):1–16, 2022.
- [26] Xingang Li, Yuewan Sun, and Zhenghui Sha. Llm4cad: Multimodal large language models for three-dimensional computer-aided design generation. *Journal of Computing and Information Science in Engineering*, 25(2), 2025.
- [27] Yiwei Li, Huaqin Zhao, Hanqi Jiang, Yi Pan, Zhengliang Liu, Zihao Wu, Peng Shu, Jie Tian, Tianze Yang, Shaochen Xu, et al. Large language models for manufacturing. *arXiv preprint arXiv:2410.21418*, 2024.
- [28] Yujia Liu, Anton Obukhov, Jan Dirk Wegner, and Konrad Schindler. Point2cad: Reverse engineering cad models from 3d point clouds. In *Proceedings of the IEEE/CVF Conference on Computer Vision and Pattern Recognition*, pages 3763–3772, 2024.
- [29] Felipe Machado, Norberto Malpica, and Susana Borromeo. Parametric cad modeling for open source scientific hardware: Comparing openscad and freecad python scripts. *Plos one*, 14(12):e0225795, 2019.
- [30] Aman Madaan, Niket Tandon, Prakhar Gupta, Skyler Hallinan, Luyu Gao, Sarah Wiegref  e, Uri Alon, Nouha Dziri, Shrimai Prabhumoye, Yiming Yang, et al. Self-refine: Iterative refinement with self-feedback. *Advances in Neural Information Processing Systems*, 36:46534–46594, 2023.
- [31] Humza Naveed, Asad Ullah Khan, Shi Qiu, Muhammad Saqib, Saeed Anwar, Muhammad Usman, Naveed Akhtar, Nick Barnes, and Ajmal Mian. A comprehensive overview of large language models. *arXiv preprint arXiv:2307.06435*, 2023.
- [32] OpenAI. Powering next generation applications with openai codex, May 2022. URL <https://openai.com/index/codex-apps/>. Accessed: 2025-05-03.
- [33] Alec Radford, Jeffrey Wu, Rewon Child, David Luan, Dario Amodei, Ilya Sutskever, et al. Language models are unsupervised multitask learners. *OpenAI blog*, 1(8):9, 2019.
- [34] Mubashar Raza, Zarmina Jahangir, Muhammad Bilal Riaz, Muhammad Jasim Saeed, and Muhammad Awais Sattar. Industrial applications of large language models. *Scientific Reports*, 15(1):13755, 2025.
- [35] Juergen Riegel, Werner Mayer, and Yorik van Havre. Freecad. *Freecadspec2002.pdf*, 2016.
- [36] Ari Seff, Yaniv Ovadia, Wenda Zhou, and Ryan P Adams. Sketchgraphs: A large-scale dataset for modeling relational geometry in computer-aided design. *arXiv preprint arXiv:2007.08506*, 2020.
- [37] Jacob Solawetz and Joseph Nelson. Speculating on how gpt-4 changes computer vision, March 2023. URL <https://blog.roboflow.com/gpt-4-impact-speculation/>. Accessed: 2025-05-03.
- [38] Yuewan Sun, Xingang Li, and Zhenghui Sha. Large language models for computer-aided design (llm4cad) fine-tuned: Dataset and experiments. *Journal of Mechanical Design*, pages 1–19, 2025.

- [39] Gemini Team, Rohan Anil, Sebastian Borgeaud, Jean-Baptiste Alayrac, Jiahui Yu, Radu Soricut, Johan Schalkwyk, Andrew M Dai, Anja Hauth, Katie Millican, et al. Gemini: a family of highly capable multimodal models. *arXiv preprint arXiv:2312.11805*, 2023.
- [40] Gemma Team, Aishwarya Kamath, Johan Ferret, Shreya Pathak, Nino Vieillard, Ramona Merhej, Sarah Perrin, Tatiana Matejovicova, Alexandre Ramé, Morgane Rivi re, et al. Gemma 3 technical report. *arXiv preprint arXiv:2503.19786*, 2025.
- [41] Cheng Wang, Wenyu Sun, Xinzhu Ma, and Fei Deng. Point2skh: End-to-end parametric primitive inference from point clouds with improved denoising transformer. *Computer-Aided Design*, 181:103838, 2025.
- [42] Karl DD Willis, Yewen Pu, Jieliang Luo, Hang Chu, Tao Du, Joseph G Lambourne, Armando Solar-Lezama, and Wojciech Matusik. Fusion 360 gallery: A dataset and environment for programmatic cad construction from human design sequences. *ACM Transactions on Graphics (TOG)*, 40(4):1–24, 2021.
- [43] Thomas Wolf, Lysandre Debut, Victor Sanh, Julien Chaumond, Clement Delangue, Anthony Moi, Pierric Cistac, Tim Rault, R mi Louf, Morgan Funtowicz, et al. Huggingface’s transformers: State-of-the-art natural language processing. *arXiv preprint arXiv:1910.03771*, 2019.
- [44] Jeremy Wright, thebluedirt, Marcus Boyd, Lorenz, Innovations Technology Solutions, Hasan Yavuz  ZDERYA, Bruno Agostini, Jojain, Michael Greminger, Seth Fischer, Justin Buchanan, cactrot, huskier, Ruben, Iulian Onofrei, Miguel S nchez de Le n Peque, Martin Budden, Hecatron, Peter Boin, Wink Saville, Pavel M. Penev, Bryan Weissinger, M. Greyson Christoforo, Jack Case, AGD, Paul Jurczak, nopria, moeb, and jdegenstein. Cadquery/cadquery: Cadquery 2.4.0, January 2024. URL <https://doi.org/10.5281/zenodo.10513848>.
- [45] Rundi Wu, Chang Xiao, and Changxi Zheng. Deepcad: A deep generative network for computer-aided design models. In *Proceedings of the IEEE/CVF International Conference on Computer Vision*, pages 6772–6782, 2021.
- [46] Tong Wu, Guandao Yang, Zhibing Li, Kai Zhang, Ziwei Liu, Leonidas Guibas, Dahua Lin, and Gordon Wetzstein. Gpt-4v (ision) is a human-aligned evaluator for text-to-3d generation. In *Proceedings of the IEEE/CVF conference on computer vision and pattern recognition*, pages 22227–22238, 2024.
- [47] Zhirong Wu, Shuran Song, Aditya Khosla, Fisher Yu, Linguang Zhang, Xiaoou Tang, and Jianxiong Xiao. 3d shapenets: A deep representation for volumetric shapes. In *Proceedings of the IEEE conference on computer vision and pattern recognition*, pages 1912–1920, 2015.
- [48] Jingwei Xu, Zibo Zhao, Chenyu Wang, Wen Liu, Yi Ma, and Shenghua Gao. Cad-mlm: Unifying multimodality-conditioned cad generation with mlm. *arXiv preprint arXiv:2411.04954*, 2024.
- [49] Qun-Ce Xu, Tai-Jiang Mu, and Yong-Liang Yang. A survey of deep learning-based 3d shape generation. *Computational Visual Media*, 9(3):407–442, 2023.
- [50] Xiang Xu, Karl DD Willis, Joseph G Lambourne, Chin-Yi Cheng, Pradeep Kumar Jayaraman, and Yasutaka Furukawa. Skexgen: Autoregressive generation of cad construction sequences with disentangled codebooks. *arXiv preprint arXiv:2207.04632*, 2022.
- [51] Xiang Xu, Joseph Lambourne, Pradeep Jayaraman, Zhengqing Wang, Karl Willis, and Yasutaka Furukawa. Brep-gen: A b-rep generative diffusion model with structured latent geometry. *ACM Transactions on Graphics (TOG)*, 43(4):1–14, 2024.
- [52] An Yang, Baosong Yang, Beichen Zhang, Binyuan Hui, Bo Zheng, Bowen Yu, Chengyuan Li, Dayiheng Liu, Fei Huang, Haoran Wei, et al. Qwen2. 5 technical report. *arXiv preprint arXiv:2412.15115*, 2024.
- [53] Yang You, Mikaela Angelina Uy, Jiaqi Han, Rahul Thomas, Haotong Zhang, Suyu You, and Leonidas Guibas. Img2cad: Reverse engineering 3d cad models from images through vlm-assisted conditional factorization. *arXiv preprint arXiv:2408.01437*, 2024.
- [54] Zhe Yuan, Jianqi Shi, and Yanhong Huang. Openecad: An efficient visual language model for editable 3d-cad design. *Computers & Graphics*, 124:104048, 2024.
- [55] Xinlu Zhang, Yujie Lu, Weizhi Wang, An Yan, Jun Yan, Lianke Qin, Heng Wang, Xifeng Yan, William Yang Wang, and Linda Ruth Petzold. Gpt-4v (ision) as a generalist evaluator for vision-language tasks. *arXiv preprint arXiv:2311.01361*, 2023.
- [56] Shengdi Zhou, Tianyi Tang, and Bin Zhou. Cadparser: A learning approach of sequence modeling for b-rep cad. In *IJCAI*, pages 1804–1812, 2023.

A Technical Appendices and Supplementary Material

A.1 Background: CAD Command Sequence Representation

Several prior works, including DeepCAD [45] and Text2CAD [23], represent a CAD model as a fixed-length sequence of parametric commands. These task specific command sequences describe how a shape is constructed via operations such as drawing curves and extruding solids, similar to a modeling history in CAD software.

In total, six command types are defined: `Line`, `Arc`, `Circle`, `SOL` (start of loop), `Extrude`, and `EOS` (end of sequence). Each command is paired with up to 16 parameters (e.g., position, radius, angles, extrusion depth, boolean type). For example: - A `Line` command includes an (x, y) end-point; - A `Circle` uses a center point and radius; - An `Extrude` command includes orientation, offset, and boolean operation type.

All parameters are normalized and quantized into 256 bins (8-bit). Unused parameters are set to -1 . Each command is then embedded as: 1. a one-hot command type (6 classes); 2. 16 one-hot parameter vectors (257 bins each, including "unused"); 3. a positional encoding indicating command index. The full command sequence is zero-padded or truncated to a fixed length (typically 60) to support batch training and decoding.

Example. A CAD model consisting of a single circle and one extrusion may be encoded as:

Command Type	Parameters
<code>SOL</code>	-
<code>Circle</code>	(x=0.0, y=0.0, r=0.1)
<code>EndCurve</code>	-
<code>EndLoop</code>	-
<code>EndSketch</code>	-
<code>Extrude</code>	($\theta=0$, $\phi=0$, $\gamma=0$, px=0, py=0, pz=0, s=1.0, d+=0.5, d-=0.0, b=0, u=0)
<code>EndExtrude</code>	-
<code>EOS</code> ($\times 53$)	-

This discrete sequence serves as the intermediate representation used by prior works such as DeepCAD and Text2CAD. After generation, the sequence is typically converted into a structured format (e.g., a nested JSON or a fixed-length CAD vector) in order to generate actual CAD geometry.

For example, a simple circle-extrude model would be serialized into the following JSON-like structure:

```
{
  "parts": {
    "part_1": {
      "coordinate_system": {
        "Euler Angles": [0.0, 0.0, 0.0],
        "Translation Vector": [0.0, 0.0, 0.0]
      },
      "sketch": {
        "face_1": {
          "loop_1": {
            "circle_1": {
              "Center": [0.375, 0.375],
              "Radius": 0.375
            }
          }
        }
      }
    },
    "extrusion": {
      "extrude_depth_towards_normal": 0.1046,
      "extrude_depth_opposite_normal": 0.0,
    }
  }
}
```

```

        "sketch_scale": 0.75,
        "operation": "NewBodyFeatureOperation"
    }
}
}
}

```

This structured representation can then be passed to downstream CAD utilities, such as `CADSequence.save_stp()` or `save_points()`, to produce a mesh (e.g., .STP/.STL) or point cloud (e.g., .PLY).

A.2 Comparison and Examples of Parametric CAD Tools

To support CAD model generation, we compare several open-source parametric modeling tools. Table 4 summarizes their scripting capabilities and integration potential with Python-based pipelines. CadQuery offers the best trade-off between usability and flexibility, making it well-suited for programmatic shape synthesis.

Table 4: Comparison of Parametric CAD Tools

Tool	Requires Software	Scripting Language	Modeling Difficulty	Integration with Python Ecosystem
FreeCAD	Yes	Python	Low	Limited (GUI-bound API)
OpenSCAD	Yes	OpenSCAD DSL	Medium	None
PythonOCC	No	Python	High	Low-level, verbose
CadQuery	No	Python	Low	Excellent (Jupyter, scripting)

Modeling Examples:

FreeCAD

```

import FreeCAD, Part
doc = FreeCAD.newDocument("Example")
box = Part.makeBox(10, 10, 10)
Part.show(box)
doc.recompute()

```

OpenSCAD

```

cube([10, 10, 10]);

```

CadQuery

```

import cadquery as cq
result = cq.Workplane("XY").box(10, 10, 10)
cq.exporters.export(result, 'box.stl')

```

PythonOCC

```

from OCC.Core.BRepPrimAPI import BRepPrimAPI_MakeBox
from OCC.Display.SimpleGui import init_display

box = BRepPrimAPI_MakeBox(10, 10, 10).Shape()
display, start_display, _, _ = init_display()
display.DisplayShape(box, update=True)
start_display()

```

A.3 Prompt Design

Write CAD sequence json to CadQuery. Here are two example:

1. CAD Sequence (JSON)

```
{
  "final_name": "Cylinder",
  "parts": {
    "part_1": {
      "coordinate_system": {
        "Euler Angles": [0.0, 0.0, 0.0],
        "Translation Vector": [0.0, 0.0, 0.0]
      },
      "sketch": {
        "face_1": {
          "loop_1": {
            "circle_1": {
              "Center": [0.375, 0.375],
              "Radius": 0.375
            }
          }
        }
      },
      "extrusion": {
        "extrude_depth_towards_normal": 0.1046,
        "extrude_depth_opposite_normal": 0.0,
        "sketch_scale": 0.75,
        "operation": "NewBodyFeatureOperation"
      },
      "description": {
        "name": "Cylinder",
        "length": 0.7499999633140781,
        "width": 0.7499999633140781,
        "height": 0.10461455694430137
      }
    }
  }
}
```

1. CadQuery Code

```
import cadquery as cq
from cadquery.vis import show

# --- Part 1: Cylinder ---
part_1_radius = 0.375 * 0.75 # Sketch radius scaled
part_1_height = 0.1046

part_1 = cq.Workplane("XY") \
    .circle(part_1_radius) \
    .extrude(part_1_height)

# --- Final Result ---
result = part_1
cq.exporters.export(result, 'result.stl')
```

2. CAD Sequence (JSON)

```
{
```

```

"final_name": "Rectangular prism with a curved top and a cutout on one side",
"parts": {
  "part_1": {
    "coordinate_system": {
      "Euler Angles": [0.0, 0.0, -90.0],
      "Translation Vector": [0.0, 0.5625, 0.0]
    },
    "sketch": {
      "face_1": {
        "loop_1": {
          "line_1": {
            "Start Point": [0.0, 0.0],
            "End Point": [0.75, 0.0]
          },
          "line_2": {
            "Start Point": [0.75, 0.0],
            "End Point": [0.75, 0.0625]
          },
          "line_3": {
            "Start Point": [0.75, 0.0625],
            "End Point": [0.5625, 0.0625]
          },
          "line_4": {
            "Start Point": [0.5625, 0.0625],
            "End Point": [0.5625, 0.4531]
          },
          "line_5": {
            "Start Point": [0.5625, 0.4531],
            "End Point": [0.5313, 0.4531]
          },
          "arc_1": {
            "Start Point": [0.5313, 0.4531],
            "Mid Point": [0.375, 0.2969],
            "End Point": [0.2188, 0.4531]
          },
          "line_6": {
            "Start Point": [0.2188, 0.4531],
            "End Point": [0.1875, 0.4531]
          },
          "line_7": {
            "Start Point": [0.1875, 0.4531],
            "End Point": [0.1875, 0.0625]
          },
          "line_8": {
            "Start Point": [0.1875, 0.0625],
            "End Point": [0.0, 0.0625]
          },
          "line_9": {
            "Start Point": [0.0, 0.0625],
            "End Point": [0.0, 0.0]
          }
        }
      }
    },
    "extrusion": {
      "extrude_depth_towards_normal": 0.5625,
      "extrude_depth_opposite_normal": 0.0,
      "sketch_scale": 0.75,
      "operation": "NewBodyFeatureOperation"
    }
  }
}

```



```

    },
    "description": {
      "name": "Rectangular prism with a curved top and a cutout on one side",
      "length": 0.7500000000000001,
      "width": 0.45312500000000006,
      "height": 0.5625000000000001
    }
  }
}
}
}

```

2. CadQuery Code

```

import cadquery as cq
from cadquery.vis import show

# --- Part 1 ---
part_1 = (
    cq.Workplane("XY")
    .moveTo(0.0, 0.0)
    .lineTo(0.75, 0.0)
    .lineTo(0.75, 0.0625)
    .lineTo(0.5625, 0.0625)
    .lineTo(0.5625, 0.4531)
    .lineTo(0.5313, 0.4531)
    .threePointArc((0.375, 0.2969), (0.2188, 0.4531))
    .lineTo(0.1875, 0.4531)
    .lineTo(0.1875, 0.0625)
    .lineTo(0.0, 0.0625)
    .lineTo(0.0, 0.0)
    .close()
    .extrude(0.5625)
)

# --- Coordinate System Transformation for Part 1 ---
part_1 = part_1.rotate((0, 0, 0), (0, 0, 1), -90)
part_1 = part_1.translate((0, 0.5625, 0))

# --- Assembly ---
assembly = part_1
cq.exporters.export(assembly, "output.stl")

```

Your output show only contain executable python code, start with import.

A.4 Failure case example

The following code snippet fails at the arc construction stage with the error `Standard_Failure: GC_MakeArcOfCircle::Value() - no result`. This is caused by the use of `threePointArc()` with points that are nearly colinear and extremely close in magnitude:

```

.lineTo(0.0208 * sketch_scale, 0.0)
.threePointArc((0.0104 * sketch_scale, 0.0104 * sketch_scale),\
(0.0, 0.0208 * sketch_scale))

```

Due to floating-point precision limits, the OpenCascade kernel fails to compute a valid arc from these nearly aligned points, especially at small scales (on the order of 10^{-2}). This results in a runtime failure during shape construction.

This failure highlights a key limitation of current LLM-based CAD generation: while basic geometry is often handled correctly, edge cases involving numerically unstable or degenerate configurations can still lead to runtime errors. In this example, the arc construction via `threePointArc()` fails because the control points are nearly colinear and extremely close in magnitude, triggering a precision error in the OpenCascade kernel.

To mitigate such issues in practice:

- One can increase the overall sketch scale to avoid floating-point instability;
- Replace `threePointArc()` with more robust alternatives such as `radiusArc()`;
- Approximate the arc using splines or polylines when exact geometry is unnecessary.

This case underscores the importance of training future models on more diverse and numerically challenging CAD data, beyond idealized primitives, to improve robustness and reliability in real-world applications.

Failure code

```
import cadquery as cq
import math
from cadquery.vis import show

# --- Part 1 ---
sketch_scale = 0.75
extrude_depth = 0.0521 * sketch_scale

part_1 = (
    cq.Workplane("XY")
    .moveTo(0.0, 0.0)
    .lineTo(0.0208 * sketch_scale, 0.0)
    .threePointArc((0.0104 * sketch_scale, 0.0104 * sketch_scale), \
(0.0, 0.0208 * sketch_scale))
    .lineTo(0.0, 0.0)
    .close()
    .extrude(extrude_depth)
)

# Add holes
hole_radius = 0.0039 * sketch_scale
part_1 = part_1.faces(">Z").workplane()\
.pushPoints([(0.0104 * sketch_scale, 0.0069 * sketch_scale)]).hole(
    ↪ hole_radius * 2)
part_1 = part_1.faces(">Z").workplane()\
.pushPoints([(0.0104 * sketch_scale, 0.7431 * sketch_scale)]).hole(
    ↪ hole_radius * 2)

# --- Coordinate System Transformation for Part 1 ---
part_1 = part_1.rotate((0, 0, 0), (0, 0, 1), -90)
part_1 = part_1.translate((0, 0.0521 * sketch_scale, 0))

# --- Assembly ---
assembly = part_1
show(assembly)
```