

Mixing and Merging Metric Spaces using Directed Graphs

Mahir Bilen Can¹ and Shantanu Chakrabartty²

¹Department of Mathematics, Tulane University, USA, *mahirbilencan@gmail.com*

²Department of Electrical and Systems Engineering, Washington University in St. Louis, USA, *shantanu@wustl.edu*

Abstract

Let $(X_1, d_1), \dots, (X_N, d_N)$ be metric spaces, where $d_i : X_i \times X_i \rightarrow [0, 1]$ is a distance function for $i = 1, \dots, N$. Let \mathcal{X} denote the set theoretic product $X_1 \times \dots \times X_N$. Let $\mathcal{G} = (\mathcal{V}, \mathcal{E})$ be a directed graph with vertex set $\mathcal{V} = \{1, \dots, N\}$, and let $\mathcal{P} = \{p_{ij}\}$ be a collection of weights, where each $p_{ij} \in (0, 1]$ is associated with the edge $(i, j) \in \mathcal{E}$. We introduce the function $d_{\mathcal{X}, \mathcal{G}, \mathcal{P}} : \mathcal{X} \times \mathcal{X} \rightarrow [0, 1]$ defined by

$$d_{\mathcal{X}, \mathcal{G}, \mathcal{P}}(\mathbf{g}, \mathbf{h}) := \left(1 - \frac{1}{N} \sum_{j=1}^N \prod_{i=1}^N [1 - d_i(g_i, h_i)]^{\frac{1}{p_{ji}}} \right),$$

for all $\mathbf{g}, \mathbf{h} \in \mathcal{X}$. In this paper we show that $d_{\mathcal{X}, \mathcal{G}, \mathcal{P}}$ defines a metric space over \mathcal{X} . Then we determine how this distance behaves under various graph operations, including disjoint unions and Cartesian products. We investigate two limiting cases: (a) when $d_{\mathcal{X}, \mathcal{G}, \mathcal{P}}$ is defined over a finite field, leading to a broad generalization of graph-based distances commonly studied in error-correcting code theory; and (b) when the metric is extended to graphons, enabling the measurement of distances in a continuous graph limit setting.

Keywords: metric spaces, directed graphs, error-correcting codes, random graphs, graphons, machine learning, artificial intelligence

MSC codes: 54E35, 05C12, 94B60, 05C90, 60B99, 68T05

1 Introduction

The main goal of this article is to investigate the function $d_{\mathcal{X}, \mathcal{G}, \mathcal{P}}$, introduced in the abstract, as a new tool for mixing and merging multiple metric spaces. This construction defines a metric on the product space $\mathcal{X} = X_1 \times \dots \times X_N$, where the interaction between components

is governed by a weighted directed graph \mathcal{G} and an associated weight matrix \mathcal{P} . Our main result establishes that $d_{\mathcal{X},\mathcal{G},\mathcal{P}}$ satisfies the axioms of a metric. This framework is broadly applicable across domains such as machine learning [16, 13, 6] and ecology [18, 3, 7], where heterogeneous data sources or structured interactions are common.

As immediate consequences of the main theorem, we derive two corollaries that describe how the distance $d_{\mathcal{X},\mathcal{G},\mathcal{P}}$ changes under perturbations of the graph \mathcal{G} , such as adding or removing edges, or modifying the weights in \mathcal{P} . These results highlight the sensitivity of the metric to the underlying graph structure and motivate its use in graph-based modeling.

Corollary 1.1. *Let $\mathcal{G} - E$ be the graph formed by removing an edge $E \in \mathcal{E}$ from the graph \mathcal{G} , and let $\mathcal{G} + E$ be the graph formed by adding an edge $E \notin \mathcal{E}$ to \mathcal{G} . Then, the following relationship holds:*

$$d_{\mathcal{X},\mathcal{G}-E,\mathcal{P}}(\mathbf{g}, \mathbf{h}) \leq d_{\mathcal{X},\mathcal{G},\mathcal{P}}(\mathbf{g}, \mathbf{h}) \leq d_{\mathcal{X},\mathcal{G}+E,\mathcal{P}}(\mathbf{g}, \mathbf{h}).$$

The validity of Corollary 1.1 can be easily shown by comparing each element in the sum comprising $d_{\mathcal{X},\mathcal{G},\mathcal{P}}$ and by using the properties that $d_i(g_i, h_i) \leq 1$ and $0 \leq p_{ij} \leq 1$. If d_{null} denotes the distance for the fully disconnected graph (with the same number of vertices) but all edges removed, and equivalently if d_{full} denotes the distance for the fully connected graph (complete graph), then Corollary 1.1 implies $d_{null} = \min_{\mathcal{G}} d_{\mathcal{X},\mathcal{G},\mathcal{P}}$ and $d_{full} = \max_{\mathcal{G}} d_{\mathcal{X},\mathcal{G},\mathcal{P}}$. Along these lines, a related corollary to Corollary 1.1 is presented below:

Corollary 1.2. *If $\mathcal{P} \pm \Delta p_{ji}$ denotes that the element $p_{ji} \in \mathcal{P}$ is perturbed by $\Delta p_{ji} \geq 0$, while maintaining the constraint $0 < p_{ji} < 1$, then*

$$d_{\mathcal{X},\mathcal{G},\mathcal{P}-\Delta p_{ji}}(\mathbf{g}, \mathbf{h}) \leq d_{\mathcal{X},\mathcal{G},\mathcal{P}}(\mathbf{g}, \mathbf{h}) \leq d_{\mathcal{X},\mathcal{G},\mathcal{P}+\Delta p_{ji}}(\mathbf{g}, \mathbf{h}).$$

Similarly to the proof of Corollary 1.1, we can prove Corollary 1.2 by comparing each element of the sum in $d_{\mathcal{X},\mathcal{G},\mathcal{P}}(\mathbf{g}, \mathbf{h})$.

The next corollary of the main result is an interpretation of $d_{\mathcal{X},\mathcal{G},\mathcal{P}}$ as a generalization of graph-based distances used in the theory of error-correcting codes [8, 2, 4].

Corollary 1.3. *We assume that the underlying sets in the main result, X_1, \dots, X_N are finite and that the corresponding metrics d_1, \dots, d_N take values in $\{0, 1\}$. Then for every $\mathbf{g} = (g_1, \dots, g_N) \in \mathcal{X}$ and $\mathbf{h} = (h_1, \dots, h_N) \in \mathcal{X}$, we have*

$$d_{\mathcal{X},\mathcal{G},\mathcal{P}}(\mathbf{g}, \mathbf{h}) = |\langle \text{supp}(\mathbf{g}, \mathbf{h}) \rangle|,$$

where $|\cdot|$ denotes the size of the set and $\text{supp}(\mathbf{g}, \mathbf{h}) = \{j \in \{1, \dots, N\} \mid g_j \neq h_j\}$, with $\langle \text{supp}(\mathbf{g}, \mathbf{h}) \rangle$ being the set of indices $i \in \{1, \dots, N\}$ such that there is a directed path from i to an element of $\text{supp}(\mathbf{g}, \mathbf{h})$.

Previous work has explored the use of directed graphs or posets for defining metrics for error-correcting codes (ECCs) [2, 4], however, these approaches do not directly address the combination of various metrics using graphs. The proposed metric $d_{\mathcal{X},\mathcal{G},\mathcal{P}}$ in Corollary 1.3 provides a broader generalization and not only extends existing graph-based metrics, but also

allows us to work with mixed channels and modulation schemes. These include phase-shift keying modulation [14], or channels that are susceptible to synchronization errors [12].

The next corollary extends $d_{\mathcal{X},\mathcal{G},\mathcal{P}}$ to the setting of *graphons*. *Graphons*, also known as graph limits, are symmetric measurable functions that serve as analytic representations for sequences of large, dense graphs. Introduced in the foundational work by Lovász and Szegedy [10], they provide a powerful framework for studying the properties of large graphs and their limiting behavior, analogous to how probability distributions describe the limits of sequences of random variables [1].

Corollary 1.4. *If, in the limit as $N \rightarrow \infty$, the graph \mathcal{G} from the main result approaches a graphon $W : [0, 1]^2 \rightarrow (0, 1]$ defined over the random variables $x, y \in [0, 1]$, then*

$$d_{\mathcal{G},\mathcal{W}}(g, h) := 1 - \mathbb{E}_x \left[\exp \left(\mathbb{E}_{y|x} \left[\frac{\log(1 - d(g(y), h(y)))}{W(x, y)} \right] \right) \right]$$

is a metric defined on the set of all continuous functions $g, h : [0, 1] \rightarrow \mathbb{C}$. Here, $\mathbb{E}_x(\cdot)$ denotes the expectation with respect to x , and $\mathbb{E}_{y|x}(\cdot)$ denotes the conditional expectation of y given x , whenever it is defined.

Notice that, in the previous corollary, we have $\mathbb{E}_{y|x}(\cdot) < 0$. Hence $d_{\mathcal{G},\mathcal{W}}$ is well defined in the limit. Note also that the continuity requirement can be relaxed depending on the graphon used.

The next corollary uses the property that $d_{\mathcal{X},\mathcal{G},\mathcal{P}}$ respects the structure of the semiring of directed graphs. A *semiring* is an algebraic structure $(S, +, \cdot)$, where addition, denoted $+$, and multiplication, denoted \cdot , are associative binary operations on the set S . Furthermore, $(S, +)$ is required to be a commutative monoid with 0, and (S, \cdot) is required to be a monoid with identity 1. Finally, multiplication distributes over addition both on the left and the right. Semirings are one of the most commonly studied structures in algebra. It is not difficult to see that the set of all directed graphs is a semiring, where the addition is defined as the disjoint union of directed graphs, and the multiplication is defined as the Cartesian product of directed graphs. In this context, our metric has the following properties:

Corollary 1.5. *Let $(X_1, d_1), \dots, (X_N, d_N)$ be metric spaces as in the main result. Let $\mathcal{G}^{(1)}$ (resp. $\mathcal{G}^{(2)}$) be a directed graph on the set $\{1, \dots, N_1\}$ (resp. on the set $\{N_1 + 1, \dots, N\}$). We denote by $\mathcal{X}^{(1)}$ (resp. by $\mathcal{X}^{(2)}$) the product metric space $X_1 \times \dots \times X_r$ (resp. by $(X_{r+1} \times \dots \times X_N)$). Let $\mathcal{P}^{(1)}$ (resp. $\mathcal{P}^{(2)}$) be the matrix of probability scores on the edges of $\mathcal{G}^{(1)}$ (resp. on the edges of $\mathcal{G}^{(2)}$). If \mathcal{G} is the disjoint union of subgraphs, $\mathcal{G} = \mathcal{G}^{(1)} \sqcup \mathcal{G}^{(2)}$, then we have*

$$d_{\mathcal{X},\mathcal{G},\mathcal{P}} = \frac{N_1}{N} d_{\mathcal{X}^{(1)},\mathcal{G}^{(1)},\mathcal{P}^{(1)}} + \frac{N_2}{N} d_{\mathcal{X}^{(2)},\mathcal{G}^{(2)},\mathcal{P}^{(2)}},$$

where $\mathcal{X} = \mathcal{X}^{(1)} \times \mathcal{X}^{(2)}$ and $N_2 := N - N_1$.

A noteworthy special case of our previous corollary is that, if the number of factors in the product-sets $\mathcal{X}^{(1)}$ and $\mathcal{X}^{(2)}$ is the same, then the distance

$$d_{\mathcal{X},\mathcal{G},\mathcal{P}}((\mathbf{g}_1, \mathbf{g}_2), (\mathbf{h}_1, \mathbf{h}_2)), \quad \text{where } (\mathbf{g}_1, \mathbf{g}_2), (\mathbf{h}_1, \mathbf{h}_2) \in \mathcal{X}^{(1)} \times \mathcal{X}^{(2)},$$

is the average of the distances

$$d_{\mathcal{X}^{(1)}, \mathcal{G}^{(1)}, \mathcal{P}^{(1)}}(\mathbf{g}_1, \mathbf{h}_1) \quad \text{and} \quad d_{\mathcal{X}^{(2)}, \mathcal{G}^{(2)}, \mathcal{P}^{(2)}}(\mathbf{g}_2, \mathbf{h}_2).$$

In particular, if we have $\mathcal{X}^{(1)} = \mathcal{X}^{(2)}$, $\mathcal{P}^{(1)} = \mathcal{P}^{(2)}$, and $\mathcal{G}^{(1)} = \mathcal{G}^{(2)}$, then we have

$$d_{\mathcal{X}, \mathcal{G}, \mathcal{P}}((\mathbf{a}, \mathbf{a}), (\mathbf{b}, \mathbf{b})) = d_{\mathcal{X}^{(1)}, \mathcal{G}^{(1)}, \mathcal{P}^{(1)}}(\mathbf{a}, \mathbf{b}) \quad \text{for all} \quad \mathbf{a}, \mathbf{b} \in \mathcal{X}^{(1)}.$$

We now proceed to examine the effects of the Cartesian product of graphs on our metrics.

Let $\mathcal{G}_1 = (V_1, E_1)$ and $\mathcal{G}_2 = (V_2, E_2)$ be two finite directed graphs. The *Cartesian product* of \mathcal{G}_1 and \mathcal{G}_2 , denoted by $\mathcal{G}_1 \square \mathcal{G}_2$, is a directed graph whose vertex set is given by

$$V(\mathcal{G}_1 \square \mathcal{G}_2) := V_1 \times V_2.$$

The edge set of $\mathcal{G}_1 \square \mathcal{G}_2$, denoted $E(\mathcal{G}_1 \square \mathcal{G}_2)$ is defined so that there is a directed edge from (u_1, u_2) to (v_1, v_2) in $\mathcal{G}_1 \square \mathcal{G}_2$ if and only if

- $u_1 = v_1$ and $(u_2, v_2) \in E_2$, or
- $u_2 = v_2$ and $(u_1, v_1) \in E_1$.

In other words, edges in $\mathcal{G}_1 \square \mathcal{G}_2$ connect vertices where one coordinate is adjacent in one graph, while the other coordinate remains unchanged. This dichotomy allows us to associate a well-defined probability score to each edge of $\mathcal{G}_1 \square \mathcal{G}_2$ as long as we have probability scores on the edges of the graphs \mathcal{G}_1 and \mathcal{G}_2 separately. Let p_{u_1, v_1} (resp. p_{u_2, v_2}) denote the probability score associated with the edge (u_1, v_1) in \mathcal{G}_1 (resp. (u_2, v_2) in \mathcal{G}_2). If $((u_1, u_2), (v_1, v_2))$ is an edge of $\mathcal{G}_1 \square \mathcal{G}_2$, then we define

$$p_{(u_1, u_2), (v_1, v_2)} := \begin{cases} p_{u_1, v_1} & \text{if } u_2 = v_2, \\ p_{u_2, v_2} & \text{if } u_1 = v_1. \end{cases}$$

The last corollary uses $d_{\mathcal{X}, \mathcal{G}, \mathcal{P}}$ to understand the nature of a product metric space. Let X_1, \dots, X_N be metric spaces. Let $N_1 \in \{1, \dots, N-1\}$ and let $N_2 := N - N_1$. For $i \in \{1, \dots, N_1\}$ and $j \in \{N_1 + 1, \dots, N\}$, we denote by $F(X_i, X_j)$ the set of all functions from X_i to X_j . The corresponding *uniform metric* on $F(X_i, X_j)$ is defined by

$$d_{i,j}(f, g) := \sup_{x \in X_i} d_{X_j}(f(x), g(x)),$$

where $f, g \in F(X_i, X_j)$, and sup denote the supremum. We let F denote the product metric space:

$$F := \prod_{i=1}^{N_1} \prod_{j=N_1+1}^N F(X_i, X_j).$$

It is notationally convenient to view F as a collection of $N_1 \times N_2$ matrices

$$\mathbf{f} := (f_{ij})_{i=1,\dots,N_1,j=1,\dots,N_2},$$

where the (i, j) -th entry of the matrix \mathbf{f} is a function f_{ij} in $F(X_i, X_{j+N_1})$. Our goal is to understand the nature of the joint metric on F . Let $d_{F_1, \mathcal{G}_1, \mathcal{P}_1}$ and $d_{F_2, \mathcal{G}_2, \mathcal{P}_2}$ denote the joint-metrics on the disjoint union

$$\prod_{j=1}^{N_2} F(X_1, X_j) \sqcup \dots \sqcup \prod_{j=1}^{N_2} F(X_{N_1}, X_j) \quad \text{and} \quad \prod_{i=1}^{N_1} F(X_i, X_{N_1+1}) \sqcup \dots \sqcup \prod_{i=1}^{N_1} F(X_i, X_N),$$

respectively.

Corollary 1.6. *We maintain the notation from above to define $d_{F_1, \mathcal{G}_1, \mathcal{P}_1}$ and $d_{F_2, \mathcal{G}_2, \mathcal{P}_2}$. Furthermore, we denote by \mathcal{P}_1 (resp. \mathcal{P}_2) the matrix of probability scores at the edges of \mathcal{G}_1 (resp. of \mathcal{G}_2). Then we have*

$$d_{F, \mathcal{G}_1 \sqcup \mathcal{G}_2, \mathcal{P}}(\mathbf{g}, \mathbf{h}) = 1 - \left(\frac{N_1^2}{N} - d_{F_1, \mathcal{G}_1, \mathcal{P}_1} \right) \left(\frac{N_2^2}{N} - d_{F_2, \mathcal{G}_2, \mathcal{P}_2} \right).$$

We now outline the structure of our paper. In Section 2, we provide the necessary background on directed graph metrics, and introduce graphons. Section 3 is dedicated to proving the main result of the paper, which is preceded by several preparatory results. Then in Sections 4 5 and 6, we present the proofs of Corollaries 1.3, 1.4, 1.5 and 1.6. In Section 7, we present various examples to discuss the distributions of our metrics, focusing on their statistical properties. We then conclude the paper with a brief summary in Section 8.

2 Preliminaries

In this section, we introduce our notation, discuss preliminary results, and make comments on the usefulness of our proposed metrics. Throughout this article, \mathbb{Z}_+ stands for the semigroup of positive integers. For $N \in \mathbb{Z}_+$, we use the notation $[N]$ to denote the set $\{1, \dots, N\}$.

2.1 Graphs and Posets.

A *graph* \mathcal{G} is an ordered pair (V, E) , where V is a non-empty set of vertices (or nodes), and E is a set of edges, where each edge connects two vertices. In this work, we use graphs where both V and E are finite sets. A *simple graph* is a graph that has no loops and no multiple edges. A *directed graph* (digraph) is a graph in which each edge has a direction.

A *path* in a directed graph (V, E) is a sequence of vertices v_0, v_1, \dots, v_k such that $(v_{i-1}, v_i) \in E$ for all $1 \leq i \leq k$. In simpler terms, a path is a sequence of edges that can be traversed continuously. A *cycle* is a path v_0, v_1, \dots, v_k such that $v_i \neq v_j$ for all $\{i, j\} \subseteq \{0, 1, \dots, k\}$ but $i = 0$ and $j = k$. A *directed acyclic graph* (DAG) is a directed graph that contains no cycles. Here, a cycle is a path that starts and ends at the same vertex.

Let $\mathcal{G}_1 = (V_1, E_1)$ and $\mathcal{G}_2 = (V_2, E_2)$ be directed graphs, where $E_1 \subseteq V_1 \times V_1$ and $E_2 \subseteq V_2 \times V_2$. The *Cartesian product of directed graphs* $\mathcal{G}_1 \square \mathcal{G}_2$ is a directed graph with the following properties:

- The vertex set of $\mathcal{G}_1 \square \mathcal{G}_2$ is the Cartesian product $V_1 \times V_2$.
- There is a directed edge from (u_1, u_2) to (v_1, v_2) in $\mathcal{G}_1 \square \mathcal{G}_2$ if and only if one of the following conditions holds:
 1. $u_1 = v_1$ and $(u_2, v_2) \in E_2$ (a directed edge in \mathcal{G}_2), or
 2. $u_2 = v_2$ and $(u_1, v_1) \in E_1$ (a directed edge in \mathcal{G}_1).

A *partially ordered set* (poset) is a pair $P = (S, \preceq)$, where S is a set and \preceq is a binary relation on S that is reflexive ($x \preceq x$ for all $x \in S$), antisymmetric (if $x \preceq y$ and $y \preceq x$, then $x = y$), and transitive (if $x \preceq y$ and $y \preceq z$, then $x \preceq z$). Similarly to our assumption on the finiteness of graphs, unless otherwise stated, our posets are assumed to be finite.

A *subposet* of P is a subset $T \subseteq S$ together with the restriction of \preceq to T . For elements $x, y \in S$, the *interval* between x and y is defined as $[x, y] = \{z \in S \mid x \preceq z \preceq y\}$. If $x \not\preceq y$, then $[x, y] = \emptyset$. If $[x, y] = \{x, y\}$, we say that y *covers* x .

A poset $P = (S, \preceq)$ can be conveniently visualized by its *Hasse diagram*, which is a directed graph $(V, E) = (S, C)$, where C is the set of all cover relations. A DAG G naturally defines a poset. If there is a directed edge from vertex x to vertex y in G , we write $x \lessdot y$. The transitive closure of the relation \lessdot , denoted by \leq , defines a partial order on the vertices of G , thus forming a poset.

For a poset (R, \preceq) , a *lower order ideal* is a subset $S \subseteq R$ such that for every $r \in R$ and $s \in S$, if $r \preceq s$, then $r \in S$. A closely related concept appears in graph theory.

Let (V, E) be a directed graph. A subset $W \subseteq V$ is called a *hereditary subset* if every vertex $v \in V$ with a path to some vertex in W also belongs to W .

In terms of posets, hereditary subsets correspond precisely to lower order ideals. To see this, consider the poset (V, \preceq) where $v \preceq v'$ if and only if there exists a directed path from v to v' in the graph (V, E) . Under this construction, the hereditary subsets of V are exactly the lower order ideals of the associated poset, and vice versa.

Let A be a subset of the vertex set of a directed graph (V, E) . We denote by $\langle A \rangle$ the smallest hereditary subset W of (V, E) such that $A \subseteq W$.

2.1.1 Metric Spaces.

A *metric space* is an ordered pair (X, d) , where X is a set and $d : X \times X \rightarrow [0, \infty)$ is a function called a *metric* (or *distance function*) that satisfies the following axioms for all $x, y, z \in X$:

1. *Non-negativity*: $d(x, y) \geq 0$, and $d(x, y) = 0$ if and only if $x = y$.
2. *Symmetry*: $d(x, y) = d(y, x)$.

3. *Triangle inequality:* $d(x, z) \leq d(x, y) + d(y, z)$.

Let (X, d_X) and (Y, d_Y) be metric spaces, where X and Y are sets and d_X and d_Y are distance functions on X and Y , respectively. A function $f : X \rightarrow Y$ is called an *isometry* if for all points $a, b \in X$, the distance between a and b in X is equal to the distance between their images $f(a)$ and $f(b)$ in Y . In other words:

$$d_Y(f(a), f(b)) = d_X(a, b). \quad (2.1)$$

Notice that an isometry is necessarily injective. Unless otherwise noted, we assume that isometries are surjective as well. When we write ‘ f is an isometry of (X, d) ’ we mean that $f : X \rightarrow X$ is an isometry.

A metric d is *normalized* if its range is contained within the unit interval:

$$0 \leq d(x, y) \leq 1 \quad \text{for all } x, y \in X.$$

Note that this is equivalent to $\sup_{x, y \in X} d(x, y) \leq 1$. If $\sup_{x, y \in X} d(x, y) = 1$, we say the metric is *strictly* normalized.

As we mentioned in the introduction, every metric can be normalized to take values in the interval $[0, 1]$.

Lemma 2.2. *Let d be a distance function on a set X . We assume that d takes values that are greater than or equal to 1. Let $d' : X \times X \rightarrow \mathbb{R}$ be the function defined by*

$$d'(x, y) = \begin{cases} \frac{d(x, y)}{\sup_{s, t \in X} d(s, t)} & \text{if } X \text{ is finite or } d \text{ is bounded,} \\ \frac{d(x, y)}{1 + d(x, y)} & \text{otherwise.} \end{cases}$$

Then d' is a normalized metric.

Proof. If d' is defined by $d'(x, y) := \frac{d(x, y)}{\sup_{s, t \in X} d(s, t)}$ for $x, y \in X$, then it is straightforward to check that d' is a normalized metric since it is obtained from d by scaling it by its supremum. We proceed with the second case. The verification of the following properties are easy to check:

1. $d'(x, y) \geq 0$ for every $\{x, y\} \subset V$, with equality if and only if $x = y$.
2. $d'(x, y) = d'(y, x)$ for every $\{x, y\} \subset V$.

To check the triangle inequality, we apply the following observation: For three nonnegative integers a, b , and c such that $a \leq b + c$, we have

$$\frac{a}{1 + a} \leq \frac{b}{1 + b} + \frac{c}{1 + c}. \quad (2.3)$$

Indeed, it is easy to check that

$$a + a(b + c) + abc \leq (b + c + 2bc) + a(b + c + 2bc)$$

which is equivalent to the inequality

$$a(1 + b)(1 + c) \leq (1 + a)(b(1 + c) + c(1 + b)).$$

Dividing the both sides of this inequality by $(1 + a)(1 + b)(1 + c)$ we obtain the inequality in (2.3). This shows that the triangle inequality holds. Hence, the proof follows. \square

2.2 Metrics from directed graphs.

If the underlying set of a metric space (X, d) is a group such that the group operations are compatible with the metric (specifically, translations are isometries), then (X, d) is called a *metric group*.

Let K be a group. The N -fold direct product $K^N = K \times \cdots \times K$ admits a natural translation-invariant metric, the *Hamming metric*, defined as follows. Let e denote the identity element of K . The *support* of an N -tuple $v = (v_1, \dots, v_N) \in K^N$ is defined by

$$\text{supp}(v) = \{i \in [N] \mid v_i \neq e\}.$$

The Hamming metric on K^N is then given by

$$d_H(v, w) = |\text{supp}(vw^{-1})|,$$

where $vw^{-1} = (v_1w_1^{-1}, \dots, v_Nw_N^{-1})$. It is easy to check that this metric is translation-invariant. The *Hamming weight* of v , denoted by $\omega_H(v)$, is the Hamming distance from v to the identity element $(e, \dots, e) \in K^N$:

$$\omega_H(v) = d_H(v, (e, \dots, e)) = |\text{supp}(v)|.$$

Conversely, the Hamming metric can be defined in terms of the Hamming weight as

$$d_H(v, w) = \omega_H(vw^{-1}).$$

Now, let us assume that K is the additive group of the finite field \mathbb{F}_q . In [2], Brualdi, Gravis, and Lawrance introduced metrics on the \mathbb{F}_q -vector space K^N (which is isomorphic to \mathbb{F}_q^N) defined by posets. Let P be a poset on the set $[N] = \{1, \dots, N\}$. The P -*weight* of $v = (v_1, \dots, v_N) \in \mathbb{F}_q^N$ is defined by

$$\omega_P(v) = |\{i \in [N] \mid i \preceq j \text{ for some } j \in \text{supp}(v)\}|.$$

Brualdi, Gravis, and Lawrance showed that $d_P(v, w) = \omega_P(v - w)$ defines a metric on \mathbb{F}_q^N . This concept was generalized to digraphs in [4]. If \mathcal{G} is a digraph on $[N]$, the \mathcal{G} -*weight* of a vector v is defined as

$$\omega_{\mathcal{G}}(v) = |\{i \in [N] \mid \text{there is a directed path from } i \text{ to some } j \in \text{supp}(v)\}|.$$

2.3 Graphons.

In precise terms, a *graphon* is a function $W : [0, 1] \times [0, 1] \rightarrow [0, 1]$ which satisfies the following two properties:

- (1) For all $x, y \in [0, 1]$,

$$W(x, y) = W(y, x).$$

- (2) The function W is measurable with respect to the Lebesgue measure on $[0, 1] \times [0, 1]$.

The motivation behind this definition can be explained as follows. Suppose we have a finite graph $\mathcal{G}(n)$ with n vertices, labeled as v_1, v_2, \dots, v_n . The adjacency matrix A of $\mathcal{G}(n)$ is an $n \times n$ matrix where the (i, j) -th entry is given by

$$A_{ij} = \begin{cases} 1 & \text{if there is an edge between } v_i \text{ and } v_j, \\ 0 & \text{otherwise.} \end{cases}$$

To connect the adjacency matrix to a continuous function on the unit square $[0, 1] \times [0, 1]$, we divide $[0, 1]$ into n equal subintervals defined by

$$I_k := \left[\frac{k-1}{n}, \frac{k}{n} \right), \quad k = 1, 2, \dots, n.$$

Each vertex v_k is mapped to the corresponding interval I_k .

Over the unit square $[0, 1] \times [0, 1]$, we construct a piecewise constant function $W_n(x, y)$ based on the adjacency matrix A by setting

$$W_n(x, y) := A_{ij} \quad \text{if } x \in I_i \text{ and } y \in I_j.$$

In other words, the value of $W_n(x, y)$ depends on which subintervals x and y belong to, and it is constant within each $I_i \times I_j$ block. As the number of vertices n increases, the subintervals I_k become smaller, and the step function $W_n(x, y)$ becomes finer. If the graphs $\mathcal{G}(n)$ are part of a converging sequence of dense graphs, the step functions $W_n(x, y)$ converge (in a suitable sense, such as the L^1 norm) to a continuous limiting function $W(x, y)$, which is *graphon*.

For a comprehensive introduction to graphons, we recommend the book [9].

3 Proof of the main result

We begin with an elementary lemma.

Lemma 3.1. *Let $f(t)$ denote the real-valued function defined by $f(t) = 1 - e^{-t}$. Then $f(t)$ is subadditive on the interval $[0, \infty)$. In other words, we have*

$$f(a + b) \leq f(a) + f(b)$$

for every $a, b \geq 0$

Proof. The inequality we want to prove is given by

$$1 - e^{-(a+b)} \leq (1 - e^{-a}) + (1 - e^{-b}).$$

To get a clearer form of this inequality we rearrange the terms:

$$0 \leq 1 - e^{-a} - e^{-b} + e^{-a}e^{-b}.$$

But the right hand side of this inequality is equal to $(1 - e^{-a})(1 - e^{-b})$. Hence, the inequality we wish to prove is equivalent to the inequality $0 \leq (1 - e^{-a})(1 - e^{-b})$. Now, since a and b are non-negative, e^{-a} and e^{-b} are both in the interval $(0, 1]$. Therefore, $(1 - e^{-a})$ and $(1 - e^{-b})$ are both in the interval $[0, 1]$. Thus, the inequality $(1 - e^{-a})(1 - e^{-b}) \geq 0$ always holds for $a, b \geq 0$. This finishes the proof of the fact that $f(t) = 1 - e^{-t}$ is a subadditive function on the entire interval $[0, \infty)$. \square

The following lemma will be useful for our next theorem. While it can be proven using the classical work of Schoenberg [15], we provide a direct proof here for convenience.

Lemma 3.2. *Let $a : X \times X \rightarrow [0, 1)$ be a distance function on a set X . Then $d : X \times X \rightarrow \mathbb{R}$ defined by*

$$d(x, y) = -\log(1 - a(x, y))$$

where $x, y \in X$ is also a distance function.

Proof. The non-negativity, identity of indiscernibles, and the symmetry properties of d are straightforward to verify. It remains to show that d satisfies the triangle inequality.

For every $x, y, z \in X$, we want to show that

$$-\log(1 - a(x, z)) \leq -\log(1 - a(x, y)) - \log(1 - a(y, z))$$

holds. Since the triangle inequality $a(x, z) \leq a(x, y) + a(y, z)$ holds for the metric a , we always have

$$1 - a(x, z) \geq 1 - a(x, y) - a(y, z).$$

In fact, since $a(x, y)a(y, z)$ is nonnegative, we have

$$1 - a(x, z) \geq 1 - a(x, y) - a(y, z) - a(x, y)a(y, z).$$

But the expression on the right hand side is equal to $(1 - a(x, y))(1 - a(y, z))$, which is a positive real number. Hence, we showed that

$$1 - a(x, z) \geq (1 - a(x, y))(1 - a(y, z)).$$

Taking the natural logarithm of both sides (and since the natural logarithm is a monotonically increasing function, the inequality is preserved), and multiplying by -1, we obtain the inequality

$$-\log(1 - a(x, z)) \leq -\log(1 - a(x, y)) - \log(1 - a(y, z)).$$

This completes the proof of our assertion. \square

Let $(X_1, d_1), \dots, (X_N, d_N)$ be metric spaces, where each of the distance functions d_1, \dots, d_N takes values in $[0, 1]$. For positive real numbers a_1, \dots, a_N , we define a function d_{a_1, \dots, a_N} on the product $X_1 \times \dots \times X_N$ by setting

$$d_{a_1, \dots, a_N}(\mathbf{x}, \mathbf{y}) := 1 - \prod_{i=1}^N (1 - d_i(x_i, y_i))^{a_i}, \quad (3.3)$$

where $\mathbf{x} = (x_1, \dots, x_N)$ and $\mathbf{y} = (y_1, \dots, y_N)$ are from $X_1 \times \dots \times X_N$.

Theorem 3.4. *Let (a_1, \dots, a_N) be a list of real numbers such that $a_i \geq 1$ for $i = 1, \dots, N$. Let $d_{a_1, \dots, a_N} : X_1 \times \dots \times X_N \rightarrow \mathbb{R}$ be the function defined above. Then d_{a_1, \dots, a_N} is a metric that takes values in $[0, 1]$.*

Proof. The fact that d_{a_1, \dots, a_N} takes values in $[0, 1]$ is easily verified. Additionally, the non-negativity, identity of indiscernibles, and the symmetry properties of d_{a_1, \dots, a_N} are straightforward to verify. Thus, it remains to show that d_{a_1, \dots, a_N} satisfies the triangle inequality. To this end, we define an auxiliary function D_{a_1, \dots, a_N} by

$$D_{a_1, \dots, a_N}(\mathbf{x}, \mathbf{y}) = -\log(1 - d_{a_1, \dots, a_N}(\mathbf{x}, \mathbf{y})).$$

We will then show that D_{a_1, \dots, a_N} is itself a metric, which will imply that d_{a_1, \dots, a_N} is also a metric.

Notice that D_{a_1, \dots, a_N} takes nonnegative values since d_{a_1, \dots, a_N} takes values in $[0, 1]$. Similarly to the definition of D_{a_1, \dots, a_N} , we introduce auxiliary functions for each (X_i, d_i) , $i = 1, \dots, N$, as follows:

$$D_{a_i}(x_i, y_i) := -a_i \log(1 - d_i(x_i, y_i)).$$

It is easy to check, using Lemma 3.2, that D_{a_i} is a metric on X_i .

Now, using the definition of d_{a_1, \dots, a_N} , we have

$$1 - d_{a_1, \dots, a_N}(\mathbf{x}, \mathbf{y}) = \prod_{i=1}^N (1 - d_i(x_i, y_i))^{a_i}.$$

Taking the negative logarithm of both sides, we get

$$-\log(1 - d_{a_1, \dots, a_N}(\mathbf{x}, \mathbf{y})) = \sum_{i=1}^N -a_i \log(1 - d_i(x_i, y_i)).$$

Substituting the definitions of D_{a_1, \dots, a_N} and D_{a_i} , for $i \in \{1, \dots, N\}$, we find that

$$D_{a_1, \dots, a_N}(\mathbf{x}, \mathbf{y}) = D_{a_1}(x_1, y_1) + \dots + D_{a_N}(x_N, y_N). \quad (3.5)$$

Since D_{a_1}, \dots, D_{a_N} are metrics, they satisfy the triangle inequality:

$$D_{a_i}(x_i, z_i) \leq D_{a_i}(x_i, y_i) + D_{a_i}(y_i, z_i)$$

for $i \in \{1, \dots, N\}$. Adding these inequalities, we obtain

$$\sum_{i=1}^N D_{a_i}(x_i, z_i) \leq \sum_{i=1}^N D_{a_i}(x_i, y_i) + \sum_{i=1}^N D_{a_i}(y_i, z_i).$$

Using (3.5), this inequality becomes

$$D_{a_1, \dots, a_N}(\mathbf{x}, \mathbf{z}) \leq D_{a_1, \dots, a_N}(\mathbf{x}, \mathbf{y}) + D_{a_1, \dots, a_N}(\mathbf{y}, \mathbf{z}),$$

where $\mathbf{x} = (x_1, \dots, x_N)$, $\mathbf{y} = (y_1, \dots, y_N)$, and $\mathbf{z} = (z_1, \dots, z_N)$. This shows that D_{a_1, \dots, a_N} satisfies the triangle inequality. The other metric properties of D_{a_1, \dots, a_N} (non-negativity, identity of indiscernibles, and symmetry) are straightforward to verify. Hence, D_{a_1, \dots, a_N} is a metric on $X_1 \times \dots \times X_N$. We now apply the subadditive function $f(t) = 1 - e^{-t}$, $t \geq 0$, considered in Lemma 3.1, which establishes a relationship between D_{a_1, \dots, a_N} to d_{a_1, \dots, a_N} via composition:

$$d_{a_1, \dots, a_N}(\mathbf{x}, \mathbf{y}) = f(D_{a_1, \dots, a_N}(\mathbf{x}, \mathbf{y})).$$

We notice also that $f(t)$ is an increasing function. Therefore, since D_{a_1, \dots, a_N} satisfies the triangle inequality and $f(t)$ is subadditive, the function d_{a_1, \dots, a_N} also satisfies the triangle inequality. Therefore, d_{a_1, \dots, a_N} is a metric on $X_1 \times \dots \times X_N$. \square

We will strengthen Theorem 3.4 by relaxing boundaries. More precisely, we will allow the distance functions d_1, \dots, d_N take values in $[0, 1]$ instead of $[0, 1)$.

Theorem 3.6. *Let (a_1, \dots, a_N) be a list of real numbers such that $a_i \geq 1$ for $i = 1, \dots, N$. Let $d_{a_1, \dots, a_N} : X_1 \times \dots \times X_N \rightarrow \mathbb{R}$ be the function defined in (3.3). Then d_{a_1, \dots, a_N} is a metric that takes values in $[0, 1]$.*

Proof. The fact that d_{a_1, \dots, a_N} takes values in $[0, 1]$ is evident. The non-negativity, identity of indiscernibles, and symmetry properties of the function d_{a_1, \dots, a_N} are straightforward to check. It remains to prove that the function d_{a_1, \dots, a_N} satisfies the triangle inequality.

Let $\mathbf{x} = (x_1, \dots, x_N)$, $\mathbf{y} = (y_1, \dots, y_N)$, and $\mathbf{z} = (z_1, \dots, z_N)$ be three N -tuples from $X_1 \times \dots \times X_N$.

If none of the distances $d_i(x_i, y_i)$, $d_i(y_i, z_i)$, and $d_i(x_i, z_i)$, where $i = 1, \dots, N$, is 1, then the proof of Theorem 3.4 shows that $d_{a_1, \dots, a_N}(\mathbf{x}, \mathbf{y}) \leq d_{a_1, \dots, a_N}(\mathbf{x}, \mathbf{z}) + d_{a_1, \dots, a_N}(\mathbf{z}, \mathbf{y})$. We proceed with the assumption that, for some $i \in \{1, \dots, N\}$, one of the numbers $d_i(x_i, y_i)$, $d_i(y_i, z_i)$, or $d_i(x_i, z_i)$ is 1.

Case 1. We assume that $d_i(x_i, y_i) = 1$ for some $i \in \{1, \dots, N\}$. We set $i = 1$ for simplicity. Under this assumption, we will use mathematical induction on N to prove that d_{a_1, \dots, a_N} satisfies the triangle inequality. We begin with the base case, where $N = 1$. Then our goal is to show the following inequality

$$1 - (1 - a)^{a_1} \leq (1 - (1 - b)^{a_1}) + (1 - (1 - c)^{a_1}),$$

where $a := d_1(x_1, y_1)$, $b = d_1(x_1, z_1)$, $c = d_1(z_1, y_1)$ are such that $a = 1$, $1 \leq b + c$, and $0 \leq b, c \leq 1$. Equivalently, we will show that

$$(1 - b)^{a_1} + (1 - c)^{a_1} \leq 1, \quad (3.7)$$

where we have $1 \leq b + c$ and $0 \leq b, c \leq 1$. But these constraints describe the upper right triangle, denoted by B , in the unit square in Figure 3.1. Since we are interested in the

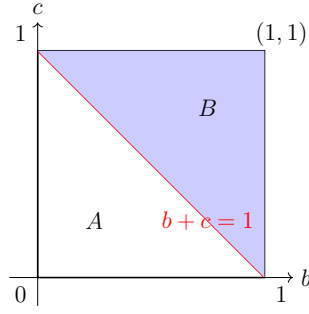


Figure 3.1: The shaded triangle B is where $0 \leq b, c \leq 1$ and $b + c \leq 1$ hold.

inequality (3.7), we apply the transformation $(b, c) \mapsto (1 - b, 1 - c)$ to triangle B . The image of B under this transformation is precisely the non-shaded triangle, denoted by A , in Figure 3.1. Clearly, the triangle A is contained in the unit disc $x^2 + y^2 \leq 1$ in \mathbb{R}^2 . This finishes the proof of the base case of our induction.

We now assume that our claim holds for $N - 1$, and proceed to prove it for N . Notice the decomposition

$$d_{a_1, \dots, a_N}(\mathbf{x}, \mathbf{y}) = \underbrace{1 - (1 - d_1(x_1, y_1))^{a_1}}_{\alpha(\mathbf{x}, \mathbf{y})} + \underbrace{(1 - d_1(x_1, y_1))^{a_1}}_{\beta(\mathbf{x}, \mathbf{y})} \underbrace{\left(1 - \prod_{i=2}^N (1 - d_i(x_i, y_i))^{a_i}\right)}_{\gamma(\mathbf{x}, \mathbf{y})}, \quad (3.8)$$

where $\alpha(\mathbf{x}, \mathbf{y})$, $\beta(\mathbf{x}, \mathbf{y})$, and $\gamma(\mathbf{x}, \mathbf{y})$ are nonnegative numbers. In fact, under our assumptions, we have $\alpha(\mathbf{x}, \mathbf{y}) = 1$, $\beta(\mathbf{x}, \mathbf{y}) = 0$, and $\gamma(\mathbf{x}, \mathbf{y}) \geq 0$. We have similar decompositions for $d_{a_1, \dots, a_N}(\mathbf{x}, \mathbf{z})$ and $d_{a_1, \dots, a_N}(\mathbf{z}, \mathbf{y})$. Our goal is to prove the triangle inequality,

$$1 \leq (\alpha(\mathbf{x}, \mathbf{z}) + \beta(\mathbf{x}, \mathbf{z})\gamma(\mathbf{x}, \mathbf{z})) + (\alpha(\mathbf{z}, \mathbf{y}) + \beta(\mathbf{z}, \mathbf{y})\gamma(\mathbf{z}, \mathbf{y})). \quad (3.9)$$

But we already proved in the base case earlier that the inequality $1 \leq \alpha(\mathbf{x}, \mathbf{z}) + \alpha(\mathbf{z}, \mathbf{y})$ holds. Since $\beta(\mathbf{x}, \mathbf{z})\gamma(\mathbf{x}, \mathbf{z}) + \beta(\mathbf{z}, \mathbf{y})\gamma(\mathbf{z}, \mathbf{y})$ is nonnegative, the inequality in (3.9) follows. This finishes the proof of our assertion that if $d_1(x_1, y_1) = 1$, then $d_{a_1, \dots, a_N}(\mathbf{x}, \mathbf{y}) \leq d_{a_1, \dots, a_N}(\mathbf{x}, \mathbf{z}) + d_{a_1, \dots, a_N}(\mathbf{z}, \mathbf{y})$ holds.

Case 2. We assume that one of the numbers $d_i(x_i, z_i)$ or $d_i(z_i, y_i)$ is 1 for some $i \in \{1, \dots, N\}$. Since there is no difference between our arguments for $d_i(x_i, z_i) = 1$ or $d_i(x_i, z_i) =$

1, we proceed with the assumption that $d_1(x_1, z_1) = 1$. Hence, we know that $d_{a_1, \dots, a_N}(\mathbf{x}, \mathbf{z}) = 1$. But we already pointed out at the beginning of our proof that d_{a_1, \dots, a_N} takes values in $[0, 1]$. Therefore, the inequality $d_{a_1, \dots, a_N}(\mathbf{x}, \mathbf{y}) \leq 1 + d_{a_1, \dots, a_N}(\mathbf{z}, \mathbf{y})$ holds. This finishes the proof of our theorem. \square

We are now ready to prove the main result which we restate here for the sake of convenience.

Let $(X_1, d_1), \dots, (X_N, d_N)$ be metric spaces whose distance functions d_i , $i = 1, \dots, N$ take values in the interval $[0, 1]$. Let \mathcal{X} denote the set theoretic product $X_1 \times \dots \times X_N$. Let \mathcal{G} be a directed graph with vertex set $\{1, \dots, N\}$. If every edge (i, j) of \mathcal{G} is assigned a probability score $p_{ij} \in (0, 1]$, then the mapping

$$d_{\mathcal{X}, \mathcal{G}, \mathcal{P}}(\mathbf{g}, \mathbf{h}) := \left(1 - \frac{1}{N} \sum_{j=1}^N \prod_{i=1}^N [1 - d_i(g_i, h_i)]^{\frac{1}{p_{ji}}} \right) \quad (3.10)$$

for $\mathbf{g} = (g_1, \dots, g_N)$ and $\mathbf{h} = (h_1, \dots, h_N)$ defines a metric on X .

Proof of the Main Theorem. For $j = 1, \dots, N$, let $d_{P,j}$ denote the function defined by

$$d_{P,j}(\mathbf{x}, \mathbf{y}) := 1 - \prod_{i \in [N]} (1 - d_i(x_i, y_i))^{1/p_{ji}},$$

where $\mathbf{x} = (x_1, \dots, x_N)$ and $\mathbf{y} = (y_1, \dots, y_N)$ are from $X_1 \times \dots \times X_N$. Since $p_{ij} \in (0, 1]$, we have $1/p_{ji} \geq 1$. It is easy to check that $d_{P,j}(\mathbf{x}, \mathbf{y}) \in [0, 1]$. We notice also that

$$d_{\mathcal{X}, \mathcal{G}, \mathcal{P}}(\mathbf{x}, \mathbf{y}) = \frac{1}{N} \sum_{j=1}^N d_{P,j}(\mathbf{x}, \mathbf{y}).$$

Hence, the proof will follow once we show that each of the functions $d_{P,j}$, where $i \in \langle \text{supp}(\mathbf{x}, \mathbf{y}) \rangle$, satisfies the triangle inequality. But this is a consequence of our Theorem 3.4 that $d_{P,j}$ is a metric on the appropriate subproduct of $X_1 \times \dots \times X_N$. Hence, it satisfies the triangle inequality where it is defined. This finishes the proof of our theorem. \square

4 Proof of Corollary 1.3

Let $(X_1, d_1), \dots, (X_N, d_N)$ be a list of metric spaces as before. We notice that the metric $d_{\mathcal{X}, \mathcal{G}, \mathcal{P}}$ can be equivalently defined as follows

$$d_{\mathcal{X}, \mathcal{G}, \mathcal{P}}(\mathbf{x}, \mathbf{y}) = \sum_{j \in \langle \text{supp}(\mathbf{x}, \mathbf{y}) \rangle} \left(1 - \prod_{i \in [N]} (1 - d_i(x_i, y_i))^{1/p_{ji}} \right), \quad (4.1)$$

where $\mathbf{x} = (x_1, \dots, x_N)$ and $\mathbf{y} = (y_1, \dots, y_N)$ are from \mathcal{X} .

We are now ready to prove our Corollary 1.3. Let us recall its statement for convenience.

We assume that the underlying sets in the main result, X_1, \dots, X_N are finite and that the corresponding metrics d_1, \dots, d_N take values in $\{0, 1\}$. Then for every $\mathbf{g} = (g_1, \dots, g_N) \in \mathcal{X}$ and $\mathbf{h} = (h_1, \dots, h_N) \in \mathcal{X}$, we have

$$d_{\mathcal{X}, \mathcal{G}, \mathcal{P}}(\mathbf{g}, \mathbf{h}) = |\langle \text{supp}(\mathbf{g}, \mathbf{h}) \rangle|,$$

where $|\cdot|$ denotes the size of the set and $\text{supp}(\mathbf{g}, \mathbf{h}) = \{j \in \{1, \dots, N\} \mid g_j \neq h_j\}$, with $\langle \text{supp}(\mathbf{g}, \mathbf{h}) \rangle$ being the set of indices $i \in \{1, \dots, N\}$ such that there is a directed path from i to an element of $\text{supp}(\mathbf{g}, \mathbf{h})$.

Proof of Corollary 1.3. Since $d_{\mathcal{X}, \mathcal{G}, \mathcal{P}}$ is defined by

$$d_{\mathcal{X}, \mathcal{G}, \mathcal{P}}(\mathbf{x}, \mathbf{y}) := N - \sum_{j=1}^N \prod_{i=1, p_{ji} \neq 0}^N (1 - d_i(x_i, y_i))^{1/p_{ji}},$$

and since we have

$$\begin{aligned} \sum_{j \in \langle \text{supp}(\mathbf{x}, \mathbf{y}) \rangle} \left(1 - \prod_{i \in [N]} (1 - d_i(x_i, y_i))^{1/p_{ji}} \right) = \\ |\langle \text{supp}(\mathbf{x}, \mathbf{y}) \rangle| - \sum_{j \in \langle \text{supp}(\mathbf{x}, \mathbf{y}) \rangle} \prod_{i \in [N]} (1 - d_i(x_i, y_i))^{1/p_{ji}}, \end{aligned}$$

it suffices to show that

$$N - |\langle \text{supp}(\mathbf{x}, \mathbf{y}) \rangle| = \sum_{j=1}^N \prod_{i=1}^N (1 - d_i(x_i, y_i))^{1/p_{ji}} - \sum_{j \in \langle \text{supp}(\mathbf{x}, \mathbf{y}) \rangle} \prod_{i \in [N]} (1 - d_i(x_i, y_i))^{1/p_{ji}}. \quad (4.2)$$

Let us focus on the summands of the first summation on the right. For $j \in \langle \text{supp}(\mathbf{x}, \mathbf{y}) \rangle$, we can re-express it as follows:

$$\prod_{i=1}^N (1 - d_i(x_i, y_i))^{1/p_{ji}} = \prod_{i \in [N], p_{ji} \neq 0} (1 - d_i(x_i, y_i))^{1/p_{ji}}.$$

This term cancels with the term in the corresponding summand of the second summation on the right. Hence, the right hand side of (4.2) has a simpler expression in the form

$$\sum_{j \notin \langle \text{supp}(\mathbf{x}, \mathbf{y}) \rangle} \prod_{i=1}^N (1 - d_i(x_i, y_i))^{1/p_{ji}}. \quad (4.3)$$

In fact, we notice that the products in (4.3) can be taken over $i \in [N]$ where $p_{ji} > 0$. We are now ready to compare the number on the left hand side of (4.2) and (4.3). Since

$N - |\langle \text{supp}(\mathbf{x}, \mathbf{y}) \rangle| = |\{1, \dots, N\} \setminus \langle \text{supp}(\mathbf{x}, \mathbf{y}) \rangle|$, the left hand side of (4.2) gives the count of $j \in [N]$ such that there is no path from j to an element of $\text{supp}(\mathbf{x}, \mathbf{y})$. At the same time, the summation in (4.3) is taken over all such j 's. Let $i \in [N]$ be such that $p_{ji} \neq 0$. Notice in this case, if it were true that $i \in \langle \text{supp}(\mathbf{x}, \mathbf{y}) \rangle$, then we would have $j \in \langle \text{supp}(\mathbf{x}, \mathbf{y}) \rangle$, which is absurd. Hence, we know that $i \notin \langle \text{supp}(\mathbf{x}, \mathbf{y}) \rangle$ showing that $d_i(x_i, y_i) = 0$. It follows that for every $j \in [N]$ such that $j \notin \langle \text{supp}(\mathbf{x}, \mathbf{y}) \rangle$, we have $\prod_{i \in [N]} (1 - d_i(x_i, y_i))^{1/p_{ji}} = 1$. We conclude from these counts that the equality in (4.2) holds true. This finishes the proof of the first part of our result.

It remains to show that if the component metrics d_1, \dots, d_N take values in $\{0, 1\}$, then we have $d_{\mathcal{X}, \mathcal{G}, \mathcal{P}}(\mathbf{x}, \mathbf{y}) = |\langle \text{supp}(\mathbf{x}, \mathbf{y}) \rangle|/N$. To this end we use the arguments of the previous paragraph and the formula (4.1) we just proved. Let $j \in \langle \text{supp}(\mathbf{x}, \mathbf{y}) \rangle$. This means that there exists $i \in \text{supp}(\mathbf{x}, \mathbf{y})$ such that $p_{ji} > 0$. Hence, the product $\prod_{i \in [N]} (1 - d_i(x_i, y_i))^{1/p_{ji}}$ is equal to 1. Therefore, the right hand side of (4.1) is equal to $\sum_{j \in \langle \text{supp}(\mathbf{x}, \mathbf{y}) \rangle} 1$, which is exactly the number $|\langle \text{supp}(\mathbf{x}, \mathbf{y}) \rangle|$. This completes the proof of our result. \square

5 Proof of Corollary 1.4

Recall the statement of Corollary 1.4.

In the limit $N \rightarrow \infty$, where the graph G in the main result approaches a graphon $W : [0, 1]^2 \rightarrow [0, 1]$, defined over the random variables $x, y \in [0, 1]$, then

$$d_{\mathcal{G}, \mathcal{W}}(g, h) := 1 - \mathbb{E}_x \left[\exp \left(\mathbb{E}_{y|x} \left[\frac{\log(1 - d(g(y), h(y)))}{W(x, y)} \right] \right) \right]$$

is a metric defined over the functions $g, h : [0, 1] \rightarrow \mathbb{C}$, where $\mathbb{E}_x(\cdot)$ denotes the expectation with respect to x and $\mathbb{E}_{y|x}(\cdot)$ denotes the conditional expectation of y given x , whenever it is defined.

Proof of Corollary 1.4. We modify the original definition of $d_{\mathcal{X}, \mathcal{G}, \mathcal{P}}(g, h)$ as follows:

$$d_{\mathcal{X}, \mathcal{G}, \mathcal{P}}(g, h) := 1 - \frac{1}{N} \sum_{j=1}^N \exp \left[\sum_{i=1}^N \frac{\log(1 - d(g_j, h_j))}{p_{j|i}} \right]. \quad (5.1)$$

where $p_{j|i}$ is a conditional probability satisfying $\sum_j p_{j|i} = 1$. Rewriting equation 5.1 it in terms of the marginal probability as

$$d_{\mathcal{X}, \mathcal{G}, \mathcal{P}}(g, h) := 1 - \frac{1}{N} \sum_{j=1}^N \exp \left[\sum_{i=1}^N \frac{p_i}{p_{ji}} \log(1 - d(g_j, h_j)) \right].$$

In this form, our metric can be viewed as a distance function that is estimated using finite $N \times N$ samples drawn from an underlying distribution. Similar to the framework

of graphons, where the vertices i, j are associated with random variables $x, y \in [0, 1]$ with marginal distributions $p(x), p(y)$, the edges between i and j are sampled from a distribution $W(x, y)$, as $N \rightarrow \infty$, the distance $d_{\mathcal{X}, \mathcal{G}, \mathcal{P}}(g, h) \rightarrow d_{\mathcal{X}, \mathcal{G}, W}$ can be extended to continuous functions $g, h : [0, 1] \rightarrow \mathbb{C}$ over graphons as

$$d_{\mathcal{G}, W}(g, h) = d_{W, \mathcal{G}, W}(g, h) := 1 - \int_0^1 \exp \left[\int_0^1 \frac{\log(1 - d(g(y), h(y)))}{W(x, y)} p(y) dy \right] p(x) dx.$$

This finishes the proof of our corollary. \square

6 Proofs of Corollaries 1.5 and 1.6

The concept of semirings generalize the concept of rings by dropping the requirement for additive inverses. This allows for algebraic structures in various fields where subtraction does not naturally exist or is not meaningful, such as in the context of optimization, theoretical computer science, and indeed, graph theory. For a broad review of the theory of semirings and their applications to these fields, we recommend the monograph [5].

In this section, we discuss the properties of joint metrics with respect to semiring structure on directed graphs. We begin with the proof of Corollary 1.5. We recall its statement for convenience.

Let $(X_1, d_1), \dots, (X_N, d_N)$ be metric spaces as in the main result of our paper. Let $\mathcal{G}^{(1)}$ (resp. $\mathcal{G}^{(2)}$) be a directed graph on the set $\{1, \dots, N_1\}$ (resp. on the set $\{N_1 + 1, \dots, N\}$). We denote by $\mathcal{X}^{(1)}$ (resp. by $\mathcal{X}^{(2)}$) the product metric space $X_1 \times \dots \times X_{N_1}$ (resp. by $X_{N_1+1} \times \dots \times X_N$). Let $\mathcal{P}^{(1)}$ (resp. $\mathcal{P}^{(2)}$) be the matrix of probability scores on the edges of $\mathcal{G}^{(1)}$ (resp. on the edges of $\mathcal{G}^{(2)}$). If the directed graph \mathcal{G} is a disjoint union of two sub-directed graphs, $\mathcal{G} := \mathcal{G}^{(1)} \sqcup \mathcal{G}^{(2)}$, then we have

$$d_{\mathcal{X}, \mathcal{G}, \mathcal{P}} = \frac{N_1}{N} d_{\mathcal{X}^{(1)}, \mathcal{G}^{(1)}, \mathcal{P}^{(1)}} + \frac{N_2}{N} d_{\mathcal{X}^{(2)}, \mathcal{G}^{(2)}, \mathcal{P}^{(2)}}.$$

where $\mathcal{X} = \mathcal{X}^{(1)} \times \mathcal{X}^{(2)}$ and $N_2 := N - N_1$.

Proof of Corollary 1.5. Let E_1 (resp. E_2) denote the edge set of \mathcal{G}_1 (resp. of \mathcal{G}_2). We now look closely at the definition of $d_{\mathcal{X}, \mathcal{G}_1 \sqcup \mathcal{G}_2, \mathcal{P}}$. Let $(\mathbf{g}, \mathbf{h}) \in \mathcal{X} \times \mathcal{X}$. If \mathbf{g} is given by (g_1, \dots, g_N) , then we will write $\mathbf{g}^{(1)}$ (resp. $\mathbf{g}^{(2)}$) for (g_1, \dots, g_{N_1}) (resp. for (g_{N_1+1}, \dots, g_N)). The vectors

$\mathbf{h}^{(1)}$ and $\mathbf{h}^{(2)}$ are defined similarly. Then we have

$$d_{\mathcal{X}, \mathcal{G}_1 \sqcup \mathcal{G}_2, P}(\mathbf{g}, \mathbf{h}) = 1 - \frac{1}{N} \sum_{j=1}^N \prod_{\substack{i \in \{1, \dots, N\} \\ (j, i) \in E_1 \sqcup E_2}} [1 - d_i(g_i, h_i)]^{\frac{1}{p_{ji}}}$$

$$= 1 - \frac{1}{N} \left[\underbrace{\left(\sum_{j=1}^{N_1} \prod_{\substack{i \in \{1, \dots, N\} \\ (j, i) \in E_1}} [1 - d_i(g_i, h_i)]^{\frac{1}{p_{ji}}} \right)}_A + \underbrace{\left(\sum_{j=N_1+1}^N \prod_{\substack{i \in \{1, \dots, N\} \\ (j, i) \in E_2}} [1 - d_i(g_i, h_i)]^{\frac{1}{p_{ji}}} \right)}_B \right].$$

We reorganize this expression as follows:

$$\begin{aligned} d_{\mathcal{X}, \mathcal{G}_1 \sqcup \mathcal{G}_2, P}(\mathbf{g}, \mathbf{h}) &= 1 - \frac{1}{N} \left[\left(-N_1(-1 + 1 - \frac{1}{N_1}A) \right) + \left(-N_2(-1 + 1 - \frac{1}{N_2}B) \right) \right] \\ &= 1 - \frac{1}{N} \left[\left(N_1 - N_1 \left(1 - \frac{1}{N_1}A \right) \right) + \left(N_2 - N_2 \left(1 - \frac{1}{N_2}B \right) \right) \right] \\ &= 1 - \frac{N_1 + N_2}{N} - \frac{1}{N} \left[\left(-N_1 \left(1 - \frac{1}{N_1}A \right) \right) + \left(-N_2 \left(1 - \frac{1}{N_2}B \right) \right) \right] \\ &= \frac{N_1}{N} \left(1 - \frac{1}{N_1}A \right) + \frac{N_2}{N} \left(1 - \frac{1}{N_2}B \right). \end{aligned}$$

Since the term $1 - \frac{1}{N_1}A$ (resp. the term $1 - \frac{1}{N_2}B$) is the metric value $d_{\mathcal{X}^{(1)}, \mathcal{G}^{(1)}, \mathcal{P}^{(1)}}(\mathbf{g}^{(1)}, \mathbf{h}^{(1)})$ (resp. $d_{\mathcal{X}^{(2)}, \mathcal{G}^{(2)}, \mathcal{P}^{(2)}}(\mathbf{g}^{(2)}, \mathbf{h}^{(2)})$), the proof follows. \square

Let $(X_1, d_1), \dots, (X_N, d_N)$ be metric spaces as in the main result of our paper. Consider a list of directed graphs $\mathcal{G}_1, \dots, \mathcal{G}_r$, where \mathcal{G}_i has N_i nodes for $i = 1, \dots, r$, and assume that $N_1 + \dots + N_r = N$. Define the following subsets of the product space:

- Let $\mathcal{X}^{(1)}$ denote the product of the first N_1 metric spaces, that is,

$$\mathcal{X}^{(1)} = X_1 \times X_2 \times \dots \times X_{N_1}.$$

- Similarly, let $\mathcal{X}^{(2)}$ denote the product of the next N_2 metric spaces, that is,

$$\mathcal{X}^{(2)} = X_{N_1+1} \times X_{N_1+2} \times \dots \times X_{N_1+N_2}.$$

- Continuing inductively, define $\mathcal{X}^{(i)}$ for $i = 3, \dots, r$ as the product of the next N_i metric spaces, ensuring the main product $X_1 \times \dots \times X_N$ is partitioned into the subproducts $\mathcal{X}^{(1)}, \mathcal{X}^{(2)}, \dots, \mathcal{X}^{(r)}$.

This construction associates each graph \mathcal{G}_i with the corresponding product $\mathcal{X}^{(i)}$.

In this notation, we have the following corollary of our previous result.

Corollary 6.1. *We maintain the notation from the previous paragraph. Let \mathcal{X} denote the metric space $X_1 \times \cdots \times X_N$. Let \mathcal{G} denote the directed graph obtained by taking the disjoint union of the graphs $\mathcal{G}_1, \dots, \mathcal{G}_r$. Finally, let \mathcal{P} denote the block diagonal matrix obtained by putting together the matrices of probability scores $\mathcal{P}_1, \dots, \mathcal{P}_r$ of the edges of the graphs $\mathcal{G}_1, \dots, \mathcal{G}_r$ in the written order. Then we have*

$$d_{\mathcal{X}, \mathcal{G}, \mathcal{P}} = \frac{N_1}{N} d_{\mathcal{X}^{(1)}, \mathcal{G}_1, \mathcal{P}_1} + \cdots + \frac{N_r}{N} d_{\mathcal{X}^{(r)}, \mathcal{G}_r, \mathcal{P}_r}.$$

Proof. In light of our previous theorem, the proof follows by induction on the number r of directed graphs. We omit details. \square

We now proceed to discuss what happens to our metrics under Cartesian products of directed graphs. Let us recall the statement of our relevant result, Corollary 1.6.

We maintain our notation from the introductory section. Then we have

$$d_{F, \mathcal{G}_1 \square \mathcal{G}_2, \mathcal{P}}(\mathbf{g}, \mathbf{h}) = 1 - \left(\frac{N_1^2}{N} - d_{F_1, \mathcal{G}_1, \mathcal{P}_1} \right) \left(\frac{N_2^2}{N} - d_{F_2, \mathcal{G}_2, \mathcal{P}_2} \right).$$

Proof of Corollary 1.6. Let $(\mathbf{g}, \mathbf{h}) \in F \times F$. Then $d_{\mathcal{X}, \mathcal{G}_1 \square \mathcal{G}_2, \mathcal{P}}(\mathbf{g}, \mathbf{h})$ is given by the expression

$$1 - \frac{1}{N^2} \sum_{(v_1, v_2) \in V(\mathcal{G}_1 \square \mathcal{G}_2)} \prod_{\substack{(u_1, u_2) \in V(\mathcal{G}_1 \square \mathcal{G}_2) \\ ((u_1, u_2), (v_1, v_2)) \in E(\mathcal{G}_1 \square \mathcal{G}_2)}} \left[1 - d_{(u_1, u_2)}(g_{(u_1, u_2)}, h_{(u_1, u_2)}) \right]^{\frac{1}{p_{(u_1, u_2), (v_1, v_2)}}}.$$

$\underbrace{\hspace{15em}}_{C_{(v_1, v_2)}}$

The product $C_{(v_1, v_2)}$ inside the summation can be split into two products,

$$C_{(v_1, v_2)} = A_{(v_1, v_2)} B_{(v_1, v_2)},$$

where

$$A_{(v_1, v_2)} := \prod_{\substack{(u_1, u_2) \in V(\mathcal{G}_1 \square \mathcal{G}_2) \\ ((u_1, u_2), (v_1, v_2)) \in E(\mathcal{G}_1 \square \mathcal{G}_2) \\ u_1 = v_1}} \left[1 - d_{(u_1, u_2)}(g_{(u_1, u_2)}, h_{(u_1, u_2)}) \right]^{\frac{1}{p_{(u_2, v_2)}}}$$

and

$$B_{(v_1, v_2)} := \prod_{\substack{(u_1, u_2) \in V(\mathcal{G}_1 \square \mathcal{G}_2) \\ ((u_1, u_2), (v_1, v_2)) \in E(\mathcal{G}_1 \square \mathcal{G}_2) \\ u_2 = v_2}} \left[1 - d_{(u_1, u_2)}(g_{(u_1, u_2)}, h_{(u_1, u_2)}) \right]^{\frac{1}{p_{(u_1, v_1)}}}.$$

Clearly, an edge $((u_1, u_2), (v_1, v_2)) \in E(\mathcal{G}_1 \square \mathcal{G}_2)$ cannot satisfy the following two conditions at the same time:

$$u_1 = v_1 \quad \text{and} \quad u_2 = v_2.$$

Hence, we have a natural splitting of the summation:

$$\begin{aligned} 1 - \frac{1}{N^2} \sum_{\substack{(u_1, u_2) \in V(\mathcal{G}_1 \square \mathcal{G}_2) \\ ((u_1, u_2), (v_1, v_2)) \in E(\mathcal{G}_1 \square \mathcal{G}_2)}} C_{(v_1, v_2)} &= 1 - \frac{1}{N^2} \sum_{\substack{(u_1, u_2) \in V(\mathcal{G}_1 \square \mathcal{G}_2) \\ ((u_1, u_2), (v_1, v_2)) \in E(\mathcal{G}_1 \square \mathcal{G}_2)}} A_{(v_1, v_2)} B_{(v_1, v_2)} \\ &= 1 - \frac{1}{N^2} \left(\sum_{\substack{u_1 \in V(\mathcal{G}_1) \\ (u_2, v_2) \in E(\mathcal{G}_2)}} A_{(u_1, v_2)} \right) \left(\sum_{\substack{u_2 \in V(\mathcal{G}_2) \\ (u_1, v_1) \in E(\mathcal{G}_1)}} B_{(v_1, u_2)} \right). \end{aligned} \quad (6.2)$$

Notice that for each vertex $u_1 \in V(\mathcal{G}_1)$, the corresponding multiplicand in $A_{(v_1, v_2)}$, that is,

$$\left[1 - d_{(u_1, u_2)}(g_{(u_1, u_2)}, h_{(u_1, u_2)}) \right]^{\frac{1}{p_{(u_2, v_2)}}},$$

where $(u_2, v_2) \in E(\mathcal{G}_2)$, is independent of the vertex u_1 being connected to any other vertex in \mathcal{G}_1 . Hence, by varying \mathbf{g} and \mathbf{h} , we can view $A_{(u_1, v_2)}$ as a real-valued function on the space

$$A_{(u_1, v_2)} : \left(\prod_{j=N_1+1}^N F(X_i, X_j) \right) \times \left(\prod_{j=N_1+1}^N F(X_i, X_j) \right) \rightarrow \mathbb{R}$$

where X_i is the metric space indexed by the vertex $u_1 \in V(\mathcal{G}_1)$. Then, the expression $d_{\mathcal{X}(u_1), \mathcal{G}_2, \mathcal{P}_2} := 1 - \frac{1}{N_2} A_{(u_1, v_2)}$ is a joint-metric on the space $\mathcal{X}(u_1) := \prod_{j=N_1+1}^N F(X_i, X_j)$.

Notice also that

$$\begin{aligned} \sum_{\substack{u_1 \in V(\mathcal{G}_1) \\ (u_2, v_2) \in E(\mathcal{G}_2)}} A_{(u_1, v_2)} &= \sum_{\substack{u_1 \in V(\mathcal{G}_1) \\ (u_2, v_2) \in E(\mathcal{G}_2)}} \left(N_2 - N_2 \left(1 - \frac{1}{N_2} A_{(u_1, v_2)} \right) \right) \\ &= N_1 |V(\mathcal{G}_1)| - \sum_{\substack{u_1 \in V(\mathcal{G}_1) \\ (u_2, v_2) \in E(\mathcal{G}_2)}} N_2 d_{\mathcal{X}(u_1), \mathcal{G}_2, \mathcal{P}_2} \\ &= N_1 |V(\mathcal{G}_1)| - N \sum_{\substack{u_1 \in V(\mathcal{G}_1) \\ (u_2, v_2) \in E(\mathcal{G}_2)}} \frac{N_2}{N} d_{\mathcal{X}(u_1), \mathcal{G}_2, \mathcal{P}_2}. \end{aligned} \quad (6.3)$$

By using similar arguments, we obtain

$$\sum_{\substack{u_2 \in V(\mathcal{G}_2) \\ (u_1, v_1) \in E(\mathcal{G}_1)}} B_{(v_1, u_2)} = N_2 |V(\mathcal{G}_2)| - N \sum_{\substack{u_2 \in V(\mathcal{G}_2) \\ (u_1, v_1) \in E(\mathcal{G}_1)}} \frac{N_1}{N} d_{\mathcal{X}(u_2), \mathcal{G}_1, \mathcal{P}_1}, \quad (6.4)$$

where $d_{\mathcal{X}(u_2), \mathcal{G}_1, \mathcal{P}_1} := 1 - \frac{1}{N_1} B_{(u_1, u_2)}$ is a joint-metric on the space $\mathcal{X}(u_2) := \prod_{i=N_2+1}^N F(X_i, X_j)$ for $u_2 \in V(\mathcal{G}_2)$.

By Corollary 6.1, the sums $\sum_{\substack{u_1 \in V(\mathcal{G}_1) \\ (u_2, v_2) \in E(\mathcal{G}_2)}} \frac{N_2}{N} d_{\mathcal{X}(u_1), \mathcal{G}_2, \mathcal{P}_2}$ and $\sum_{\substack{u_2 \in V(\mathcal{G}_2) \\ (u_1, v_1) \in E(\mathcal{G}_1)}} \frac{N_1}{N} d_{\mathcal{X}(u_2), \mathcal{G}_1, \mathcal{P}_1}$ are joint-metrics on the disjoint unions

$$\prod_{j=1}^{N_2} F(X_1, X_j) \sqcup \cdots \sqcup \prod_{j=1}^{N_2} F(X_{N_1}, X_j)$$

and

$$\prod_{i=1}^{N_1} F(X_i, X_{N_1+1}) \sqcup \cdots \sqcup \prod_{i=1}^{N_1} F(X_i, X_N),$$

respectively. Hence, after substituting (6.3) and (6.4) into (6.2), we obtain

$$d_{\mathcal{X}, \mathcal{G}_1 \sqcup \mathcal{G}_2, \mathcal{P}}(\mathbf{g}, \mathbf{h}) = 1 - \left(\frac{N_1}{N} |V(\mathcal{G}_1)| - d_{F_1, \mathcal{G}_1, \mathcal{P}_1} \right) \left(\frac{N_2}{N} |V(\mathcal{G}_2)| - d_{F_2, \mathcal{G}_2, \mathcal{P}_2} \right).$$

This finishes the proof since $|V(\mathcal{G}_1)| = N_1$ and $|V(\mathcal{G}_2)| = N_2$. \square

7 Examples using numerical experiments

While the main result and its corollaries can be applied to many different applications and graphs, here we illustrate some of the properties of $d_{\mathcal{X}, \mathcal{G}, \mathcal{P}}$ using synthetic graphs and for specific cases. For all numerical experiments, the set \mathcal{X} has been generated by uniformly sampling vectors from or within the unit cube $[0, 1]^N$ and then visualizing the distribution of the $d_{\mathcal{X}, \mathcal{G}, \mathcal{P}}$ using statistical measures. Also, in all experiments, all elements of \mathcal{P} , $p_{ij} \in \{0, 1\}$, therefore, the resulting graph \mathcal{G} can be represented using unweighted edges. For this special case, the metric $d_{\mathcal{X}, \mathcal{G}, \mathcal{P}}$ is defined as

$$d_{\mathcal{X}, \mathcal{G}, \mathcal{P}}(\mathbf{g}, \mathbf{h}) := \left(1 - \frac{1}{N} \sum_{j=1}^N \prod_{i=1}^N \left[1 - \frac{1}{2} |g_i - h_i| \right]^{\frac{1}{p_{ji}}} \right).$$

where the elemental distance $d_j = \frac{1}{2} |\cdot|$ and $g_i, h_i \in [0, 1]$.

In Fig. 7.1 we show the distribution of $d_{\mathcal{X}, \mathcal{G}, \mathcal{P}}$ for different unweighted graphs \mathcal{G} shown in the inset. For each graph, the number of vertices $N = 4$ and the graphs differ from each other based on the presence, absence, and the direction of the edges connecting the vertices. For instance, Fig. 7.1(A) corresponds to the distribution when each of the 4 elements (or vertices) in \mathcal{X} are not connected or statistically independent of each other. The distributions in Fig. 7.1(B)-(C) correspond to a *star* and a *chain* directed graphs, shown in the inset. The distribution in Fig. 7.1(D) corresponds to a fully connected undirected (or bidirectional) graph. A few things are evident from observing the distributions: (a) the mean of the

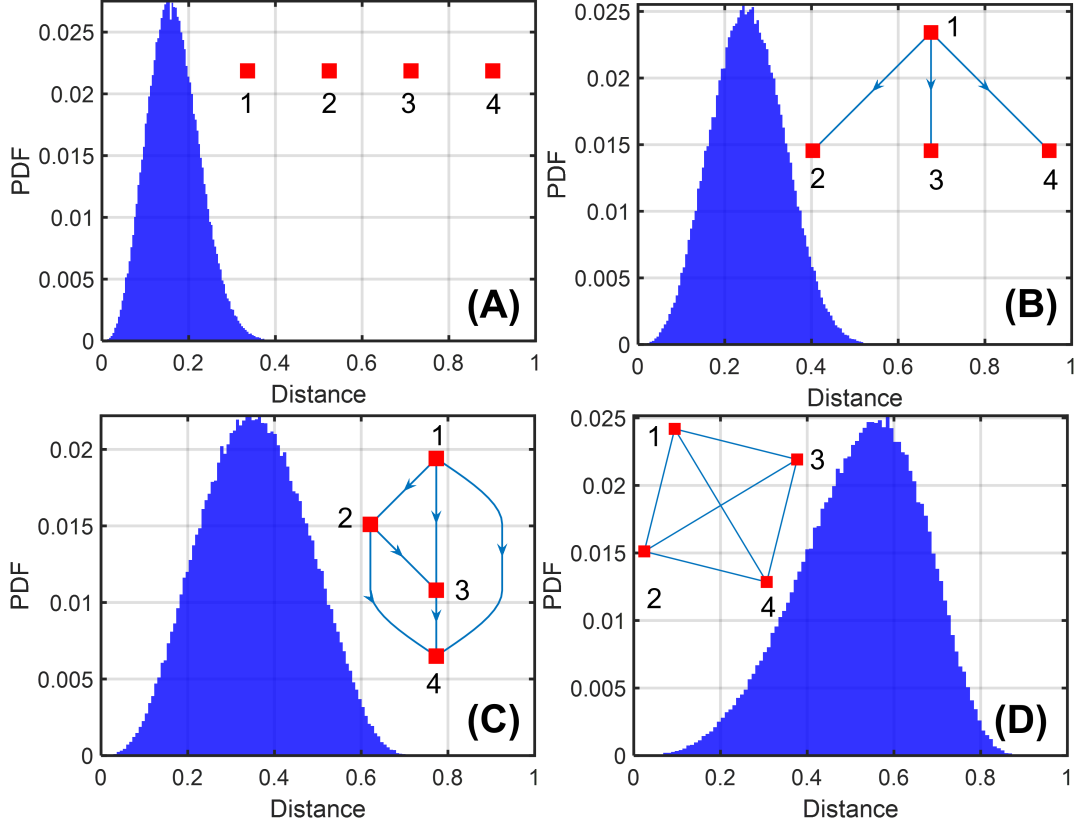


Figure 7.1: Distribution of $d_{\mathcal{X},\mathcal{G},\mathcal{P}}$ for different graphs that model the dependencies between the elements of \mathcal{X} generated by uniformly sampling from the volume of the cube $[0, 1]^4$: (A) Fully disconnected graph (no dependency); (B) a star directed graph; (C) directed acyclic graph; and (D) an undirected graph.

distances shifts towards the right as the graph becomes more dense (more edges added); and (b) the symmetry of the distribution about the mean is determined by the direction of the edges and the presence or absence of loops. Thus, the shape of the distributions of $d_{\mathcal{X},\mathcal{G},\mathcal{P}}$ in Fig. 7.1 seems to signify the complexity of the graph and the interconnections between the elements of \mathcal{X} .

To understand this effect further, in the next set of experiments, we analyzed the distributions as edges are incrementally added to the graph. We start with a graph ($N = 4$) with a single loop between three of the vertices, as shown in Fig. 7.2A (inset). The distribution of distance computed for the graph in Fig. 7.2A (inset) is shown in Fig. 7.2B (labeled as d). For reference, we also plot the distance distribution of an unconnected graph (referred to as d_{null}) and the distance distribution of a fully connected graph (referred to as d_{full}). As expected from the Corollary 1.1, the distribution of d lies between the distributions of d_{null} and d_{full} . To highlight the inequality described in Corollary 1.1, we also plot the distribution of the log-distance-ratio defined as $\log\left(\frac{d}{d_{null}}\right)$. Note that according to Corollary 1.1

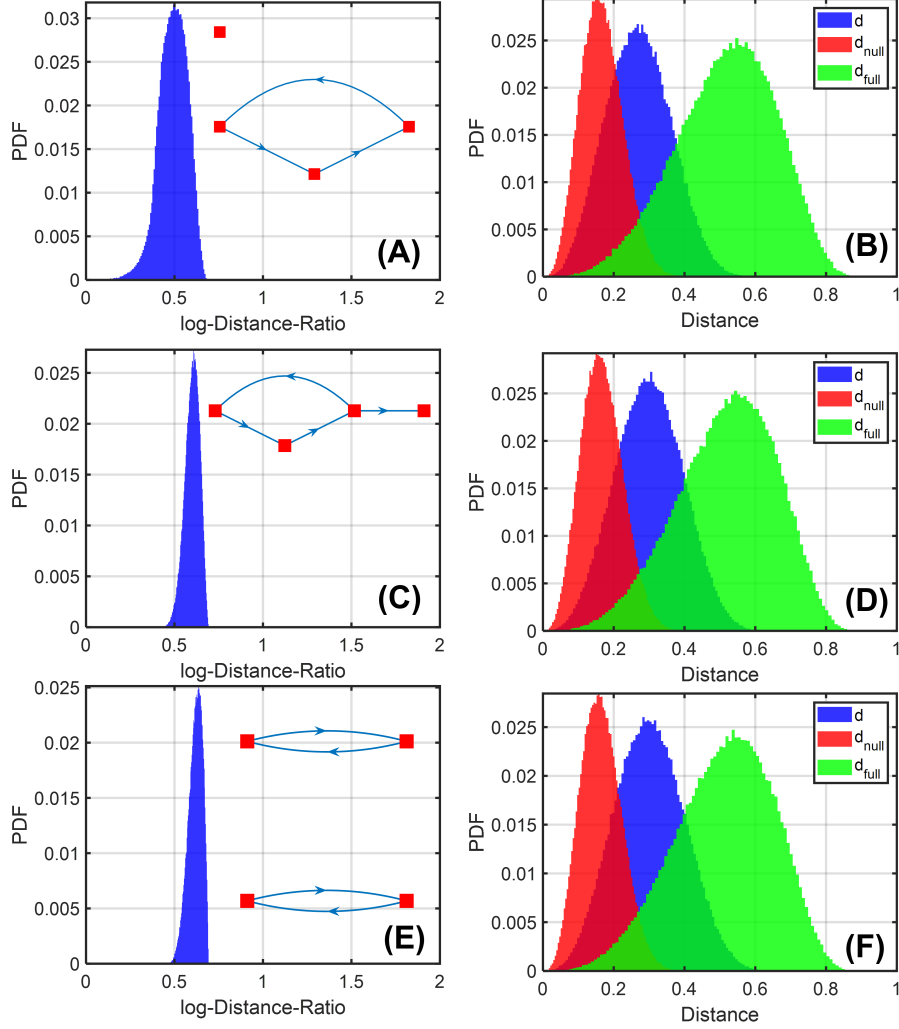


Figure 7.2: Distribution of log-distance-ratio of $d_{\chi, \mathcal{G}, \mathcal{P}}$ with respect to the d_{null} and d_{full} for different graphs shown in the inset.

log-distance-ratio is always positive.

As shown in Figures 7.2A, C, and E, using the distribution of log-distance-ratios allows for clearer differentiation between graph topologies compared to using the distribution of d directly (Figures 7.2B, D, and F). This is particularly evident for the graphs in Figures 7.2C and E, which have the same number of edges and thus exhibit similar distributions of values of d . However, the larger magnitudes of log-distance-ratio in Figure 7.2C indicate the presence of fewer connected vertices.

The log-distance-ratio can also be employed to compare the similarity of undirected graphs with different numbers of vertices. Fig. 7.3 provides an example of this, showing graphs with $N = 3$ and $N = 4$ vertices connected in various configurations. From this simple case and Fig. 7.2, it is evident that the log-distance-ratio distribution encodes information not only about the average degree of each vertex but also about how vertices are

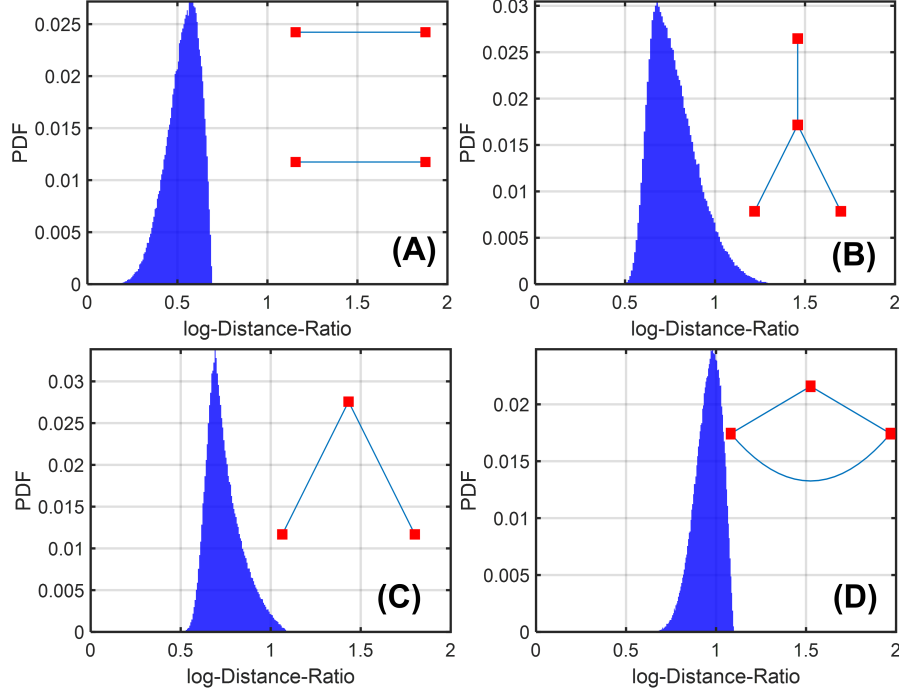


Figure 7.3: Distribution of log-distance-ratio of $d_{\mathcal{X},\mathcal{G},\mathcal{P}}$ with respect to the d_{null} and d_{full} for different undirected graphs with different number of vertices (shown in the inset).

interconnected. For instance, the log-distance-ratio distributions in Fig. 7.3(B) and (C) appear more similar than those in Fig. 7.3(A) and (D), despite the differing number of vertices in their respective graphs. This similarity in log-distance-ratio distributions aligns with the comparable distributions of vertex degrees across these graphs.

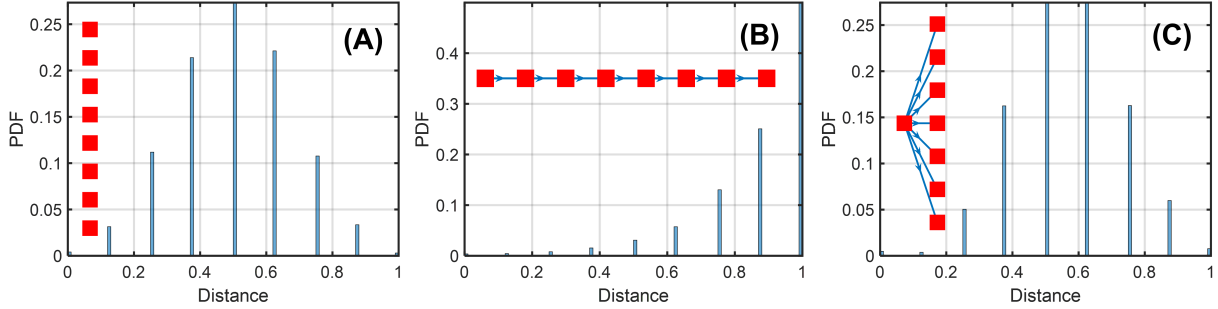


Figure 7.4: Distribution of $d_{\mathcal{X},\mathcal{G},\mathcal{P}}$ corresponding to graphs with Hasse diagrams for (A) a standard poset; (B) a Chain poset; and (C) a Star poset.

The next set of numerical experiments verifies Corollary 1.3 where the set \mathcal{X} has been generated by uniformly sampling vectors from the edges of the unit cube $[0, 1]^N$. The resulting distribution of $d_{\mathcal{X},\mathcal{G},\mathcal{P}}$ is discrete and corresponds to a weight distribution, commonly used to understand the property of error-correcting codes. Fig. 7.4(A) shows the distance distri-

bution of an unconnected graph with $N = 8$ vertices. In this case, the distance distribution is the weight distribution of a Hamming code. Fig. 7.4(B) shows the distance distribution for a chain poset and Fig. 7.4(C) shows the distribution for a star poset. Note that since the poset distance is a limiting case of the distance $d_{\mathcal{X},\mathcal{G},\mathcal{P}}$, the metric can be used for designing decoders for poset codes since $d_{\mathcal{X},\mathcal{G},\mathcal{P}}$ is differentiable almost everywhere.

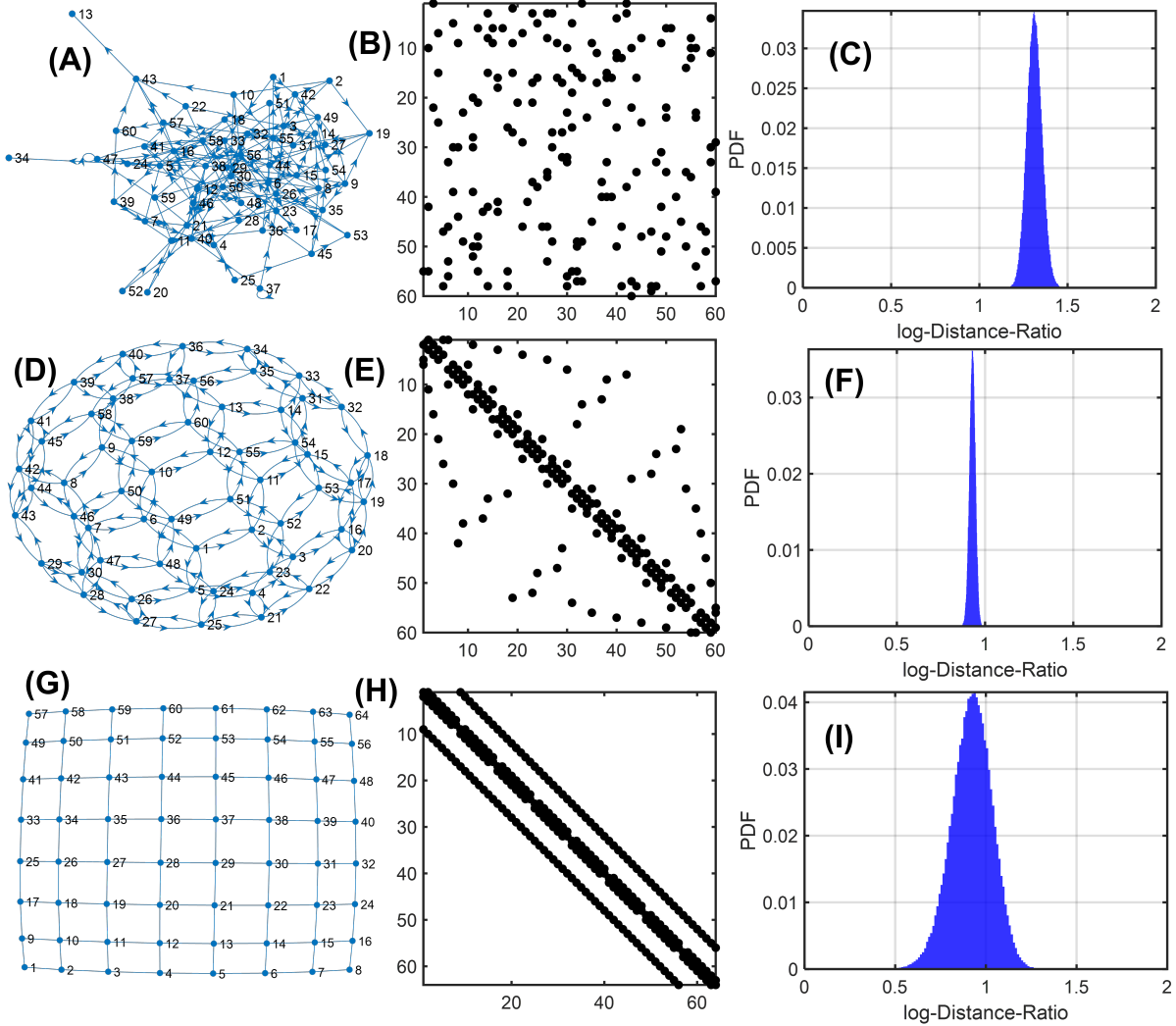


Figure 7.5: Distribution of log-distance-ratio for different bidirectional (acyclic) graphs and their respective adjacency matrices: (A)-(C) random sparse graph; (D)-(F) graph with vertices arranged and connected over a 3-D bucky-ball; (G)-(I) graph with vertices arranged in a 2-D grid.

In the next set of numerical experiments, we show the distribution of $d_{\mathcal{X},\mathcal{G},\mathcal{P}}$ for graphs with different structure and statistics. Three examples of graphs were chosen and are shown in Fig. 7.5 (A),(D),(G). These include a random graph, a graph with vertices connected in a bucky-ball configuration, and a graph with vertices arranged over a 2-D rectangular grid. The

adjacency matrix for each of these graphs is shown in Fig. 7.5 (B),(E),(H) which shows that the graphs are symmetric and bidirectional. The distributions of the log-distance-ratio are shown in Fig. 7.5 (C),(F),(I) and are clearly distinct from each other. Notably, for the bucky-ball configuration, the distribution is more concentrated about the mean, implying that the distance over the bucky-ball graph is similar to distances computed over an unconnected graph.

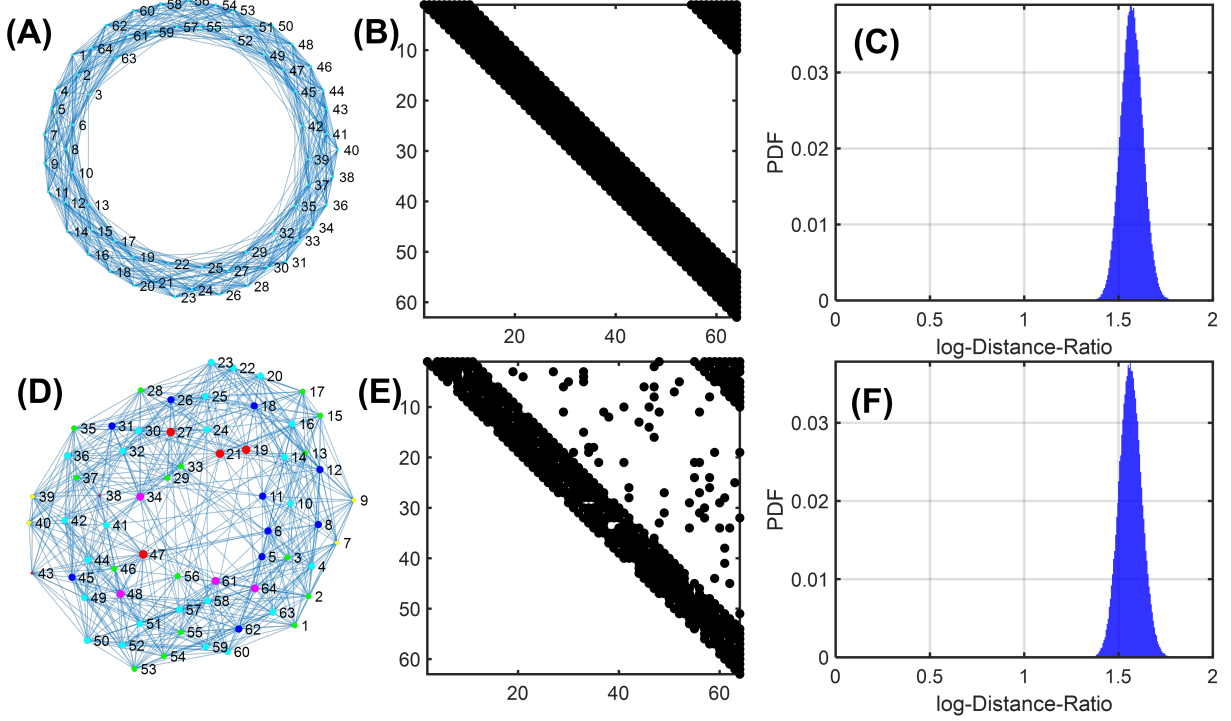


Figure 7.6: Log-distance-ratio distribution for Watts-Strogatz graphs with 64 vertices and node degree = 10: (A) graph with $\beta = 0$, (B) its adjacency matrix, and (C) log-distance-ratio distribution, (D) graph with $\beta = 0.025$, (E) its adjacency matrix, and (F) log-distance-ratio distribution.

We next apply the distance metric to graphs with small-world properties, which include short average path lengths and high degree of clustering. For this, we chose the Watts-Strogatz generation model [17] which is parameterized by the degree of connectivity of vertices and by β which controls the degree of randomization of the connectivity. Fig. 7.6(A) shows a directed Watts-Strogatz graph with $\beta = 0$ (no randomness) and where the vertices are arranged over a circular lattice. The corresponding adjacency matrix for this graph is shown in Fig. 7.6(B) and Fig. 7.6(C) shows the distribution of the log-distance-ratio. Fig. 7.6(B) shows the directed Watts-Strogatz graph (with the same number of vertices and degree) but with $\beta = 0.02$. We observe that the log-distance-ratio distributions are similar for both graphs, which implies that the distance $d_{\mathcal{X},\mathcal{G},\mathcal{P}}$ quantifies the small-world and clustering properties of Watts-Strogatz graphs.

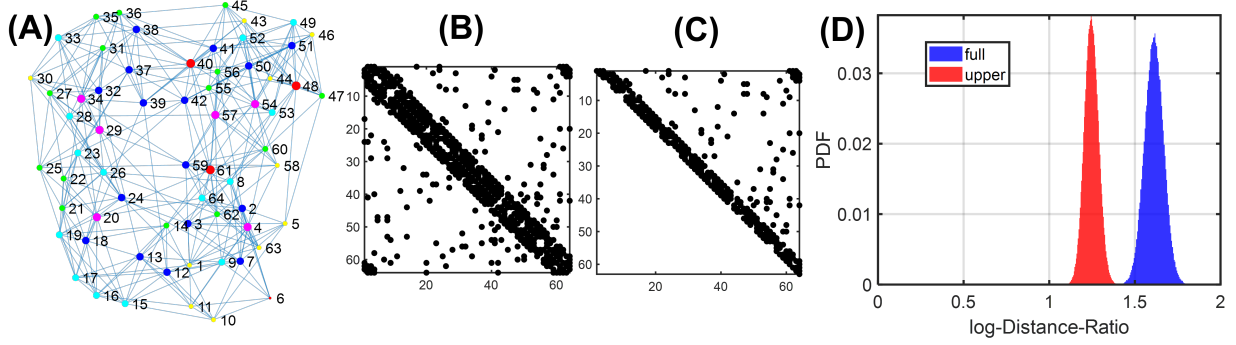


Figure 7.7: Comparison of directed and undirected graph corresponding to a (A) Watts-Strogatz random graph with degree = 5, and $\beta = 0.2$. (B) adjacency matrix of the undirected graph; (C) adjacency matrix of the directed graph; (D) distribution of log-distance-ratios for the undirected graph (labeled as *full*) and the for directed graph (labeled as *upper*).

This can also be seen for another instance of the Watts-Strogatz graph as shown in Fig. 7.7(A) with a smaller degree of 5 and $\beta = 0.2$. The directed version of this graph shown by its adjacency matrix Fig. 7.7(B) and the distribution of log-distance-ratio is shown in Fig. 7.7(D) where it is labeled as *upper*. The shape of the distribution is similar to other directed Watts-Strogatz graphs in Fig. 7.6(A) and (D). However, the mean is shifted to the left. Note that the log-distance-ratio distribution (labeled as *full*) for the undirected version of the graph (adjacency matrix shown in Fig. 7.7(B)) is different with its mean higher than the directed graph.

8 Conclusions

In this paper, we introduced a novel metric space for measuring distances using arbitrary directed graphs, making it applicable to graphs and sub-graphs representing diverse discrete objects. Using synthetic graphs, we demonstrated how statistical measures derived from our proposed distance metrics can illuminate various graph properties.

We believe this metric space will be fundamental to numerous domains where distance-based algorithms are routinely employed for visualization and analysis, such as clustering algorithms in machine learning. Consequently, for certain problems and data structures, our framework could eliminate the need for developing new mathematical approaches, particularly when training data for AI models is sparse. This relevance can be highlighted by the success of the Wasserstein distance, which has been used to improve the performance of generative AI models [11].

Acknowledgements.

M.B.C gratefully acknowledges the support provided by the Louisiana Board of Regents award LEQSF(2023-25)-RD-A-21 for this research. S.C acknowledges the support from

the National Science Foundation grants ECCS: 2332166, FET: 2208770 and CNS-FuSE2: 2425444.

References

- [1] Christian Borgs and Jennifer T. Chayes. Graphons: A nonparametric method to model, estimate, and design algorithms for massive networks. *CoRR*, abs/1706.01143, 2017.
- [2] Richard A. Brualdi, Janine Smolin Graves, and K. Mark Lawrence. Codes with a poset metric. *Discrete Math.*, 147(1-3):57–72, 1995.
- [3] Sophie Dove, Monika Böhm, Rebecca Freeman, Stina Jellesmark, and David J. Murrell. A user-friendly guide to using distance measures to compare time series in ecology. *Ecology and Evolution*, 13(10):e10520, 2023. Published October 5, 2023.
- [4] Tuvi Etzion, Marcelo Firer, and Roberto Assis Machado. Metrics based on finite directed graphs and coding invariants. *IEEE Trans. Inform. Theory*, 64(4):2398–2409, 2018.
- [5] Michel Gondran and Michel Minoux. *Graphs, dioids and semirings*, volume 41 of *Operations Research/Computer Science Interfaces Series*. Springer, New York, 2008. New models and algorithms.
- [6] Ishaan Gulrajani, Faruk Ahmed, Martin Arjovsky, Vincent Dumoulin, and Aaron C Courville. Improved training of wasserstein gans. In I. Guyon, U. Von Luxburg, S. Bengio, H. Wallach, R. Fergus, S. Vishwanathan, and R. Garnett, editors, *Advances in Neural Information Processing Systems*, volume 30. Curran Associates, Inc., 2017.
- [7] Tamas Lazar, Mainak Guharoy, Wim Vranken, Steffen Rauscher, Shoshana J. Wodak, and Peter Tompa. Distance-based metrics for comparing conformational ensembles of intrinsically disordered proteins. *Biophysical Journal*, 118(12):2952–2965, June 2020. Epub 2020 May 20.
- [8] C. Y. Lee. Some properties of nonbinary error-correcting codes. *IRE Trans.*, IT-4:77–82, 1958.
- [9] László Lovász. *Large Networks and Graph Limits*. American Mathematical Society, 2012.
- [10] László Lovász and Balázs Szegedy. Limits of dense graphs and measures. *Journal of Combinatorial Theory, Series B*, 96(6):933–957, 2006.
- [11] Peiyuan Y. Lu, Risto Dangovski, and Marin Soljačić. Discovering conservation laws using optimal transport and manifold learning. *Nature Communications*, 14:4744, 2023.

- [12] Hugues Mercier, Vijay K. Bhargava, and Vahid Tarokh. A survey of error-correcting codes for channels with symbol synchronization errors. *IEEE Communications Surveys & Tutorials*, 12(1):87–96, 2010.
- [13] Deen Dayal Mohan, Bhavin Jawade, Srirangaraj Setlur, and Venu Govindaraj. Deep metric learning for computer vision: A brief overview. In *Handbook of Statistics, Special Issue - Deep Learning*, volume 48, page 59. 2023. Book Chapter Published In Handbook of Statistics, Special Issue - Deep Learning 48, 59.
- [14] John G. Proakis and Masoud Salehi. *Digital Communications*. McGraw-Hill, New York, 5th edition, 2008.
- [15] I. J. Schoenberg. Metric spaces and completely monotone functions. *Ann. of Math. (2)*, 39(4):811–841, 1938.
- [16] Juan Luis Suárez-Díaz, Salvador García, and Francisco Herrera. A tutorial on distance metric learning: Mathematical foundations, algorithms, experimental analysis, prospects and challenges (with appendices on mathematical background and detailed algorithms explanation). *arXiv preprint arXiv:1812.05944*, 2018. 36 pages with appendices.
- [17] Duncan J. Watts and Steven H. Strogatz. Collective dynamics of ‘small-world’ networks. *Nature*, 393:440–442, 1998.
- [18] B. Ozgode Yigin and G. Saygili. Effect of distance measures on confidences of t-sne embeddings and its implications on clustering for scrna-seq data. *Scientific Reports*, 13:6567, 2023.