

Exploring Convolutional Neural Networks for Rice Grain Classification: An Explainable AI Approach

Muhammad Junaid Asif ^{1,2}, Hamza Khan ¹, Rabia Tehseen ¹, Mujtaba Asad ³, Syed Tahir Hussain Rizvi ⁵, Rana Fayyaz Ahmad ² and Shazia Saqib ⁴

¹ Faculty of IT & Computer Sciences, University of Central Punjab, Lahore, Pakistan

² Artificial Intelligence Technology Center (AITeC), National Center for Physics (NCP), Islamabad, PK

³ Institute of Image Processing and Pattern Recognition, Department of Automation, SJTU, China

⁴ School of Informatics and Robotics, Institute of Arts and Culture, Lahore, PK

⁵ Department of Electrical Engineering and CS, University of Stavanger, Norway

Email: junaid.asif@ncp.edu.pk

Abstract— Rice is a global staple food that plays a key role in terms of fostering global trade, economic developments and food. China, India, Pakistan, Thailand, Vietnam and Indonesia are some of the Asian countries that have been engaged in the production of various varieties of rice including short and long grains. These varieties are even further categorized into basmati, jasmine, kainat saila, ipsala, arborio, and so on, which suits all the different culinary styles as well as cultural backgrounds. In case of local and international trade, there is need to check and maintain the quality of rice grains to satisfy the customers and to maintain the reputation of a country. Quality check and classification using the manual are very tedious and time consuming. It is also very susceptible to errors. In this research paper, the automatic framework is a convolutional neural network (CNN) framework to classify rice varieties, i.e. basmati, jasmine, ipsala, arborio, and karacadag. The CNN model was trained and validated, with an impressive accuracy rate and an ideal area under each class Receiver Operating Characteristic (ROC) curve. The confusion matrix analysis indicated that the model was effective in differentiating the various rice varieties with few misclassifications. Also, the use of explainability methods including LIME (Local Interpretable Model-agnostic Explanations) and SHAP (SHapley Additive exPlanations) helped to understand the decision-making process of a model and provided some new insights about how particular features of rice grains impacted the results of classification. The interpretability fosters trust in the model predictions and increases its applicability in the real-world context. The results demonstrate the enormous potential of deep learning methods in agriculture, which opens the path to the development of automated classification systems.

Keywords— Crop Classification, Rice Grain Classification, Explainable AI, XAI, CNN, Deep Learning

I. INTRODUCTION

Agriculture includes the production of crops and farming animals to be used by people and thus giving economies a gain all around the world. It also encompasses animal husbandry, planting and harvesting [1], [2], [3]. Crop farming is a key component of agriculture, where plant species are grown to produce food, fiber and other auxiliary purposes. The symbiotic relationship between agricultural practices and crop production guarantees a stable food supply, farming revenues, and the wellbeing of the world population [4]. Accurate and precise analysis of crops is key to this system, which allows optimization of yields, improvement of sustainability, and decision-making about the health of crops and resource distribution. Crop analysis enables the agricultural industry to use various technologies to come up with detailed analysis of crop health, classification, crop yields and effective resource

allocation [5]. Satellite images, unmanned aerial vehicles, and remote sensing are examples of tools that complement crop production by collecting vast amounts of information about the state of the agricultural sector [6].




Fig. 01. Different Varieties of Rice Grains (a) Arborio Rice Grains, (b) Basmati Rice Grains, (c) Ipsala Rice Grains, (d) Jasmine Rice Grains, (e) Karacadag Rice Grains

This information can be analyzed using machine learning and artificial intelligence systems, and it can provide useful information on the detection of diseases, nutrient deficiencies, and the overall condition of crops [7]. The recent development of artificial intelligence has encouraged agricultural scientists to explore the field of deep learning, with a focus on the application of AI to crop analysis. Many agricultural activities such as identifying problems, monitoring crop health [8], [9], [10], estimating yields [11], [12], [13], [14], estimating prices [15], [16], [17], but also mapping yields, optimizing the use of pesticides [18], and fertilizers, and applying them, benefit greatly through the addition of AI [19]. A major phenomenon of crop analysis is crop classification, which involves classifying different types of crops. Proper categorization of crop type plays an essential role in appropriate agricultural management, as it helps to make predictions more effectively, make decisions based on data and practice a sustainable agriculture [20].

Rice, a major staple crop, is also grown in over 100 countries and is produced in massively in China and Southeast Asia. This is a highly important grain, which supports a population of about 3.5 billion people across the world, and it

is the third most produced crop after maize and sugarcane [21], [22]. Manual rice grains classification is time-consuming and tedious and requires careful inspection of grain size, morphology, and color. This is not economical and efficient when dealing with large operations.

A practical alternative is automated classification systems, which combine computer vision (CV) and deep learning (DL), and in a manner akin to a large-scale analysis of large datasets, the systems can classify and identify rice varieties based on a predefined attribute. It leads to faster and more precise classification, cost and time savings, reduced human error, and better identification consistency of the rice type [23], [24], [25]. In this paper, an automatic system of categorizing different types of rice (*as shown in Fig. 01*) that is, Arborio, Basmati, Jasmine, Ipsala and Karacadag, will be proposed using a combination of parameters such as grain size, type of grain and other pertinent features.

Convolutional neural networks (CNNs) are among the most effective deep learning architectures, especially useful in the processing and analysis of visual impingements. CNNs produce hierarchical features representations of raw images and thus yield high accuracy in classifying images such as rice grains [26], [27]. In the agricultural sector, CNNs are particularly effective in identifying salient features and attributes of images of rice grains (including grain size, shape, colour, eccentricity, major axis length, and minor axis length) which can be used to distinguish between varieties.

Significant CNN models, such as VGG16 [28], InceptionNet [29], and MobileNetV3Small [30] have been applied to various crop-analysis tasks with better accuracy. However, the lack of transparency of these models as opaque black-box models may hinder their usage in rice-grain classification problems, where interpretability and accountability are essential in making decisions which have a direct impact on product quality and supply-chain logistics.

In this paper, the proposed methodological framework combines CNNs with two different explainable AI (XAI) approaches: Local Interpretable Model-agnostic Explanations (LIME) [31], [32], [33], and Shapley Additive explanations (SHAP) [31], [32], [34] to obtain accurate classification of rice-grain varieties.

To increase transparency we combine Explainable Artificial Intelligence (XAI) techniques, namely LIME (Local Interpretable Model-Agnostic Explanations) and SHAP (SHapley Additive exPlanations). These methods provide human-understandable explanations of the predictions made by the Convolutional Neural Network (CNN) by visualizing the impact of image features, e.g. grain lines and textures, on the model outputs. LIME focuses on super pixels effects of individual prediction, while SHAP offers a global view of feature relevance that is based on game-theoretic concepts. With the combination of the tools, we ensure that the model is accurate, interpretable, and reliable, which is critical to be used in the agricultural systems. The block diagram of our proposed system is (*as shown in Fig. 02*).

The novelty of the current study is in the fact that the application of explainable AI methods (LIME and SHAP) has been incorporated in the integrated manner, to interpret and justify the predictions of the model at the granular level. In

contrast to the previous studies which are interested only in the accuracy of the classification, the current study puts more emphasis on the transparency of the model and provides the visual descriptions of the learned features and the decision-making procedure concerning every type of rice grain. This two-explainability approach does not only support the reliability of the model but also provides human-understandable information on the significance of features, thus making the model more useful in terms of agricultural quality control and practical application. The main contributions of this paper will be as follows:

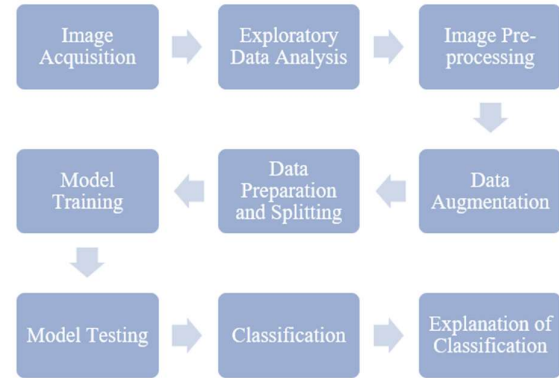


Fig. 02. Block Diagram of Proposed Rice Grain Classification System

- The major contribution is that explainable AI methods, namely SHAP and LIME, are integrated into CNNs to enhance the interpretability of rice grain classification models to make them more reliable and feasible to farmers, researchers, and industry professionals.
- A secondary contribution is the comparative examination of LIME and SHAP, which highlights the strong points of the two, namely the local interpretability of the former and the significance of the feature of the importance of the global aspects of the latter, to generate a more comprehensive understanding of the model explainability.

The main innovations that help it stand out among the current work:

1. **Advances in Agricultural Acceleration with AI:** The present paper focuses on usability through the application of model-based deep learning classification on rice grain types. The models are made more understandable to farmers, agricultural researchers and industry professionals. Also, the study aids in the implementation of deep learning in the field of agricultural quality analysis by illustrating how the reliability of AI classification may be boosted with the help of LIME and SHAP functions.
2. **Grain Classification (LIME vs SHAP):** Even though both LIME and SHAP have been implemented in various areas, this study focuses on grain classification of rice and provides an in-depth comparative study of the two techniques. The analysis further clarifies and compares the interpretability benefits of both methods and hence guides the choice of the most applicable XAI method to be used in future AI-based agricultural setups.

3. *Feature Level Explanation of Rice Grain Classifiers:*

The paper builds the extension of the generic applications of CNN integration with XAI by converting the convolutional neural network models into a format of interpretable feature-level explanations on rice grain classification. The paper shows that there are coherent features that form the basis of the classification of various grains, thus assisting in the control of food quality and in agricultural decision making.

This paper is structured to provide a thorough understanding of the research. Section 2 covers related work and identifies research gaps. Section 3 outlines the proposed methodology and system flow. Section 4 details the materials, methods, and experimental setup. Section 5 presents experimental validation, including contrast experiments, ablation studies, and sensitivity analysis. Section 6 reports the results and offers a discussion in the context of existing literature.

II. LITERATURE REVIEW

Recent developments in the field of artificial intelligence have seen a broad application of deep learning to various industrial applications, including aies that forecast passenger behaviour [35] to predictive maintenance of machinery [36]. The technology has also been successful in various classification problems, such as in cancer cell identification [37], [38], [39], [40], and patient categorisation [41], [42], [43]. Deep learning approaches are gaining importance in the agrarian domain [14]. Crop analysis using deep learning has received much investigation, especially focusing on crop classification [44], [45], [46], and crop disease prediction [47], [48], [49], [50]. Although there are a number of proposed and proven models, classifying rice grains is still a major challenge to farmers and quality analysts. This research paper introduces an automated system that can be used to classify rice varieties efficiently and accurately. The next section is a literature review on deep learning methods used in rice grain classification. A comparative analysis was conducted by Koklu et al. [46] between artificial neural networks (ANNs), deep neural networks (DNNs) when using feature datasets, and convolutional neural networks (CNNs) when using image datasets. Performance measures (F1-score, precision, accuracy, false positive rate (FPR), false negative rate (FNR), sensitivity, specificity) were used to assess it. The models were trained using image-based data consisting of 75,000 images of five varieties of rice grain namely, arborio, jasmine, basmati, ipsala and karacadag. The research achieved 100 mg to CNN, 99.95% to DNN, and 99.87% to ANN, which implies that the application will be applicable in the classification of various food grains.

In [50], the author developed a study in which seven machine-learning classifiers, including logistic regression (LR), decision tree (DT), support vector machine (SVM), random forest (RF), multilayer perceptron (MLP), Naïve Bayes (NB), and k-nearest neighbors (KNN) are used to classify rice varieties. The experimental outcomes were encouraging, and the random-forest classification was 99.85 per cent accurate and the decision-tree classification was 99.68 per cent accurate. Another author, in [51], suggested that a multiclass SVM framework be used to classify three types of rice grain, basmati, ponni, and brown grains. The

proposed research was tested with 90 test images and attained a classification of 92.22%. The study by Ramadhani et al. [52] focused on the optimization of SVM and KNN using genetic algorithms. They obtained 92.81% accuracy with SVM-GA and 88.31% with KNN-GA. The findings reveal that the combination of SVM and genetic algorithms is more effective than other algorithms, which may improve sustainable practices of cultivating rice and its productivity, in general [48]

Bejerano et al. [53] introduced a hybrid model that combines a deep convolutional neural network (DCNN) and support vector machine (SVM). The suggested framework was trained to be able to classify four types of rice, which are damaged, discolored, broken, and chalky. SVM was used to produce classification and DCNN produced morphological features. The grading of rice was tested and graded on a model with an accuracy of 98.33% and 98.75% on the training and validation data respectively.

A framework of classification of five types of rice grains using ResNet-50 was suggested by Rayudu et al. [54] which included basmati, jasmine, arborio, Uppsala, and karacadag. The model has been trained and tested on a small dataset consisting of 2,500 images (500 each) used. When compared to VGG16 and MobileNet, the ResNet-50 demonstrated higher results indicating the strong potential of deep learning to enhance the efficiency of rice categorization and, therefore, quality control, supply-chain management, and consumer confidence.

In [55], a strategy that combined convolutional neural networks (CNNs) and transfer learning was suggested to classify the type of rice. The model suggested used different CNN models, such as MobileNet, ResNet-50, and VGG16. With transfer learning, MobileNet scored 98.94%, ResNet-50 scored 79.79%, and VGG16 scored 99.47% in accuracy. These accuracies are very high, and this indicates that the model can be used in real time applications in the classification of rice varieties and in the evaluation of high-grade rice. One author provided a structural model to assess machine-vision techniques to classify six Asian rice types (Super Basmati Kachi, Super Basmati Pakki, Super Maryam Kainat, Kachi Kainat, Kachi Tota and Kainat Pakki) in [56].

III. DESCRIPTION & METHODOLOGY OF PROPOSED SYSTEM

The proposed methodology (*as shown in Fig. 03*) aims to improve the classification of various types of rice grains using Convolutional Neural Networks (CNNs) along with explanations interpretable through artificial intelligence, namely Local Interpretable Model-agnostic Explanations (LIME) and Shapley Additive Explanations (SHAP). This system includes data acquisition, exploratory data analysis, the preprocessing processes, as well as the division of data into training, validation, and testing groups. The data is then trained on the convolutional neural network (CNN) which automatically detects salient features in raw inputs and forms hierarchical features. The resultant classified images are further analyzed by two different explainable artificial intelligence methods: Local Interpretable Model-agnostic Explanations (LIME) which provides local level interpretability of the CNN predictions, and SHapley Additive

exPlanations (SHAP) which provides a global level view of CNN operational dynamics. The final model is tested on a held-out test set to measure its performance based on pre-defined metrics.

This combined methodological approach maximizes the accuracy of classifications and at the same time encourages trust and transparency in making decisions. The system that is proposed aims at enhancing the accuracy of rice grain classification.

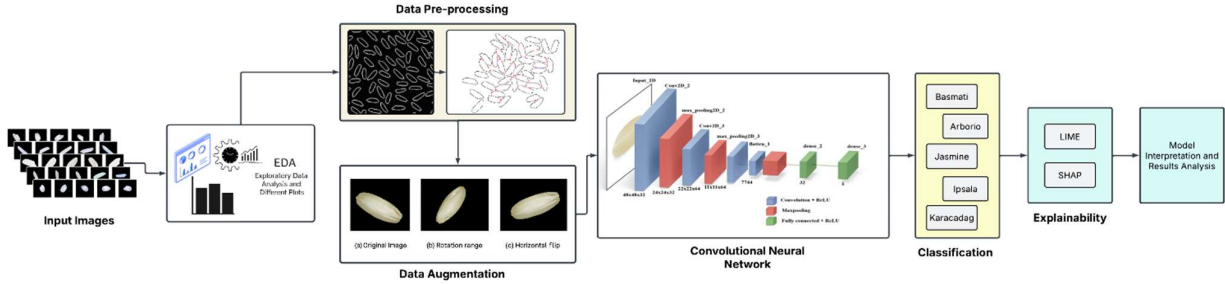


Fig. 01. Proposed Explainable Artificial Intelligence (XAI) Framework for Rice Grain Classification

A. Image Acquisition:

A publicly available dataset on Kaggle is the Rice Image Dataset [46], which is suggested to be used in the development of the system. The proposed dataset will have 75,000 images, that is, each rice grain variety will have 15,000 images. Dimensions of the proposed dataset are as follows:

Table 1. Overall Description of the Dataset

Parameter Name	Description
No. of Classes	05
Names of Classes	Arborio, Basmati, Jasmine, Ipsala, and Karacadag
No. of Images	75,000
No. of images per Class	15,000

B. Exploratory Data Analysis:

The obtained images are analyzed by Exploratory Data Analysis (EDA), which is a visual method of analyzing data distribution, correlations, and anomalies. The analytical process helps identify the possible flaws, such as the values that are not presented and those that are outliers, and facilitates the additional data cleaning, feature extraction, and model creation, which results in more reliable analytical outcomes. The dataset is divided in to three parts; training, testing and validation with the ratio of **80:10:10** respectively.

C. Image Preprocessing:

1. Edge Detection:

The edge detector was applied to the images to precisely determine the outline of grains (*as shown in Fig. 04*), thus making it easier to classify and analyze it. Canny edge detection was used in this study, which is a powerful technique of detecting sudden changes in the intensity of an image and it is, therefore, highly suitable in the process of identifying the edges of rice grains. The steps were initiated by converting the original images into grayscale images and after that, Gaussian blurring was applied to reduce noise and improve the accuracy of the edge detectors. By using the Canny algorithm, the edges have been brought out successfully (*as shown in Fig. 05*), thus enhancing the outlines of the different shapes of the rice grains. This method increases the visualization of the grains, and it is a major pre-

processing step which enhances the accuracy of rice varieties detection.




Fig. 04: Extraction of rice grain outlines using the Canny Edge Detection approach.




Fig. 05: Rice grains with detected edges, highlighting the contours and characteristics essential for classification and analysis

2. Image Segmentation:

After edge detection, image segmentation is used to outline separate regions, which can help isolate and analyze individual rice grains precisely. The effect of this step of the procedure is the enhancement of the classification accuracy due to the clear division of grains and background as well as grains themselves. Canny edge detection application provides uniformity in grain size and shape which will eventually result

in classification of fidelity and gives a more in-depth understanding of the morphology of rice grains.




Fig. 06: Segmented rice grain images highlighting individual grain boundaries for precise analysis.

3. Data Normalization:

The non-homogenous pixel values make the model convergence in training difficult. To overcome this, any segmented images undergo a normalization process that maps the pixel values in a scalable manner to a limited set of 0-1. Such homogeneous scaling does not only stabilize the trajectory of optimization, but also improves the overall performance in training and, as a result, provides more precise categorization of rice varieties and provides the necessary information to analyze agricultural images.

D. Data Augmentation:

All the pictures were augmented by two unique data augmentation processes: horizontal flipping and rotation to increase the data volume and variety. Images were flipped and rotated 90 and 180, and flipped at the probability values of -1 to +1.

Algorithm 1 : Rice Grain Classification Framework

Require: Train and test dataset in images format.

Initialization (1-2)

1. Define the number of rice varieties: $n_{\text{Varieties}} = 5$
2. Create a CNN-model for rice grain classification

Data Pre-processing (3-5)

3. Load Image dataset and apply Canny edge Detection to highlight grain boundaries
4. Apply Image Segmentation to isolate individual rice grains.
5. Normalize pixel values to range $[0,1]$

Model Architecture (7-11)

6. For $i=1$ to $n_{\text{Varieties}}$ do
7. Create a new CNN model for current rice variety.
8. Add Conv2D with 32 filters and kernel size 3×3
9. Add ReLU activation and MaxPooling2D layer
10. Flatten output and add fully convolutional layer with softmax activation.
11. end for

Training (13-14)

12. Train the model CNN on ImageDataset, splitting into training (80%) and testing (20%)
13. Evaluate the model on validation set, Calculate performance metrics: accuracy, precision, recall, F1-score.

Model Explainability (15-16)

14. Apply LIME for local interpretability of predictions for model
15. Use SHAP for global feature importance analysis across model.

Evaluation (17-19)

16. Generate confusion matrix and ROC curve for each model
17. Compare performance metrics to determine the best model
18. Return to final models with explainability insights

Return the classified images with interpretability

E. Proposed Model:

The convolutional neural network (CNN) presented in this paper has been carefully designed to classify images that are 50×50 pixels in size and three-channel (RGB) images. It was built on the Keras Sequential API that simplifies the process of linear stacking of layers and provides a clear and concise model of the model configuration. The network starts with Conv2D layer using 32 filters with 3×3 kernel, which is charged with the duty of identifying spatial features, which include edges and textures. A non-linear activation function such as a ReLU activation allows capturing of complex patterns. This is then followed by a layer of MaxPooling2D which downsizes the feature-map by picking the best value in a 2×2 area, thus, increasing the efficiency of the computation and facilitating the generalisation. Another layer of Conv2D is also added with 64 filters to obtain more high-level features, followed by another MaxPooling2D layer. Subsequently, a Flatten layer transforms the multidimensional results to a one-dimensional vector of the fully connected layers. The initial thick layer consists of 32 units that have ReLU activation, and they incorporate learned features into abstract representations. The last dense layer has the five units with the Softmax activation function to produce a probability distribution of the five target classes. The optimiser used to identify the optimum model is the Adamax optimiser where the cross-entropy loss is categorical and accuracy is the measure of evaluation. It is a well-organized CNN that can be trained on training data and, thus, accurately classify images according to the extracted characteristics.

Table 2. Hyperparameters Details

Hyperparameter	Value
Batch Size	32
Image Size	50×50
No. of channels	03 (RGB)
Optimizer	ADAM
Model Regularization	L2 Regularization

IV. RESULTS AND DISCUSSION

The plots, (*as shown in Fig. 08*), give important information on the dynamics of the training of the CNN, both the loss and accuracy measures over the training epochs. The training loss curve presented in the left hand panel (in red) shows a gradual decrease as the training proceeds. This steady drop means that this model is successfully absorbing the trends of the training data and the loss value is near to a lower limit, which means better predictive ability on the training set. By contrast, the

validation loss, indicated in green, starts to exhibit a similar trend to the training loss but it has a downward trend which indicates successful generalisation at the early stages of training. But with the continued training, there is a slight increase in the validation loss, which indicates the start of over-fitting where the model will start memorising

the training data and lose its ability to predict on unseen data. The strongly indicated mark with the label **best epoch (at epoch 10)** indicates the most ideal time to switch the model before the drop and thus, the conclusion of training should be optimally at this epoch in order to retain the generalisation skills.

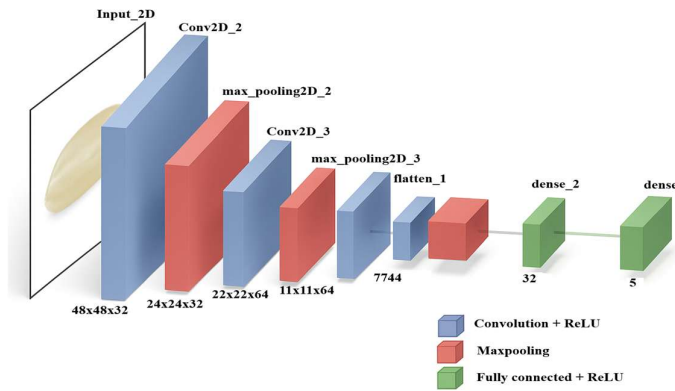


Fig. 07. Architecture of the proposed Convolutional Neural Network (CNN) model for rice grain classification.

Table 3. Architecture and Parameter Summary of the Proposed CNN Model for Rice Grain Classification.

Layer Name	Type	Output Shape	Parameters	Details
conv2d_2	Conv2D	(None, 48, 48, 32)	896	32 filters, likely kernel size 3×3
max_pooling2d_2	MaxPooling2D	(None, 24, 24, 32)	0	2×2 pool size, reduces spatial dimensions by half
conv2d_3	Conv2D	(None, 22, 22, 64)	18,496	64 filters, kernel size 3×3, input channels = 32
max_pooling2d_3	MaxPooling2D	(None, 11, 11, 64)	0	2×2 pool size
flatten_1	Flatten	(None, 7744)	0	Flattens (11×11×64) output to 1D vector
dense_2	Dense (F.C.)	(None, 32)	247,840	Fully connected layer with 32 neurons
dense_3	Dense (Output)	(None, 5)	165	Output layer with 5 neurons (5-class classification)

Summary: **Total Parameters:** 267,397, **Trainable Parameters:** 267,397, **Non-trainable Parameters:** 0, **Input Image Size (inferred):** Likely 50×50×1 or 49×49×1 (based on backtracking conv/pooling layers), **Output Classes:** 5

Table 4. Detailed Classification Report of CNN Model for Different Rice Grain Types

Parameter Name	Precision	Recall	F1-Score
Arborio	0.987	0.985	0.986
Basmati	0.993	0.989	0.991
Ipsala	0.998	1.00	0.997
Jasmine	0.986	0.991	0.989
Karacadag	0.987	0.992	0.990

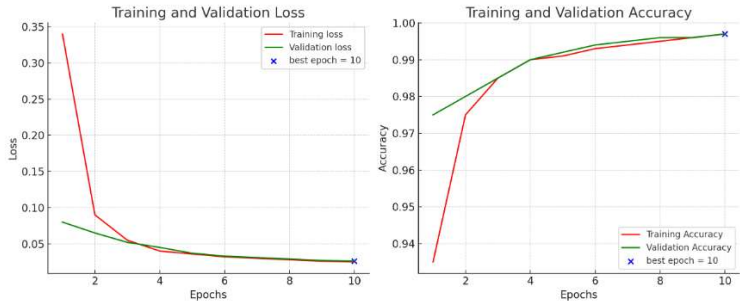


Fig. 08: Training loss and accuracy curves illustrating model performance over epochs

The confusion matrix (*as shown in Fig. 09*) provides a comprehensive representation of the classification performance of the convolutional neural network on five types of classes, namely: Arborio, Basmati, Ipsala, Jasmine and

Karacadag. The true labels are the ones in each row and the model-predicted labels are the ones in each column. The diagonal values show the cases that are rightly categorized under each category, thus showing that the network is accurate

in classifying each type of rice. As an example, the model was right in 1,478 cases of Arborio, in 1,483 cases of Basmati and 1,495 cases of Ipsala, indicating high accuracy of the models in the above categories.

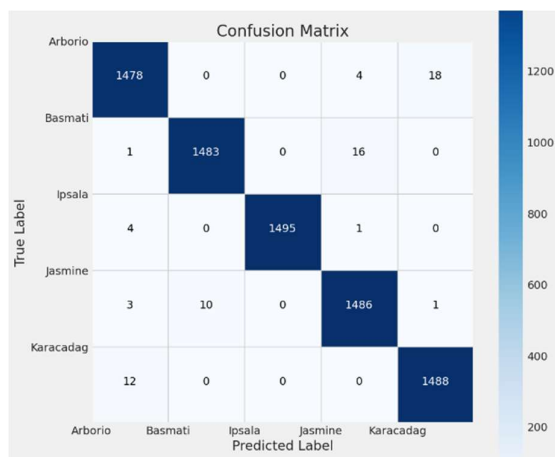


Fig. 09: Confusion matrix displaying classification results and model performance

As illustrated in the ROC curve (as shown in Fig. 10), convolutional neural network is quite powerful in differentiating between the different varieties of rice, as the network can classify all the classes perfectly. This high performance shows that the model is appropriately tuned to be used in applications that need a good classification of these varieties. The ROC curve is a tool, which cannot be skipped in the visualization of the trade-off between sensitivity and specificity to strengthen the reliability of the model in the real-world scenario.

The images (as shown in Fig. 11) inscribed with a label of “Original Image” depicts a grain of rice and serves as the visual data to the classification model. This kind of representation is necessary to train the model to identify and distinguish the different types of rice with their visual features.

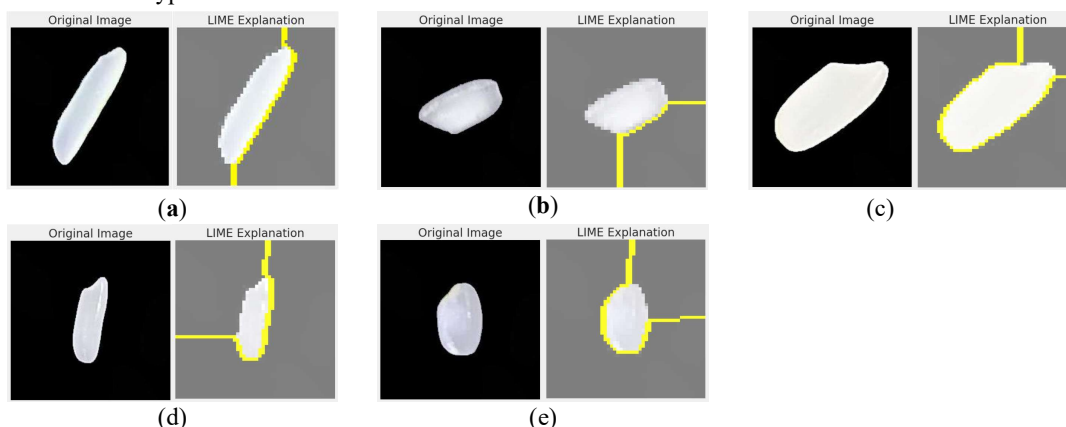


Fig. 11. Original Image vs. LIME-generated visualization highlighting influential features (a) Basmati Rice Grain, (b) Arborio Rice Grain, (c) Ipsala Rice Grain, (d) Jasmine Rice Grain, (e) Karacadag Rice Grain

The SHAP analysis depicted in the image (as shown in Fig. 12) provides valuable insights into the factors influencing the classification of Basmati rice grain across multiple outputs in the form of output 0~3.

The quality and clarity of the input images are the direct determinants of the ability of the model to learn and produce accurate predictions.

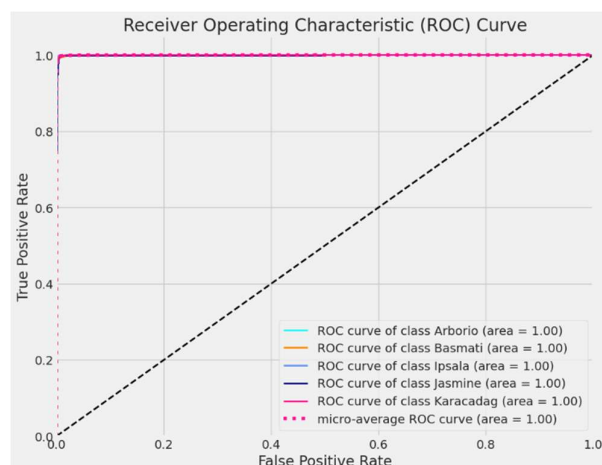


Fig. 10: ROC curve illustrating the trade-off between accurate positive and false positive rates

The images (as shown in Fig. 11), marked with “LIME Explanation”, provides the outcomes of the LIME (Local Interpretable Model-agnostic Explanations) method on the predictions of the CNN. In this case, the yellow line draws attention to the areas of the rice grain that were found to have the greatest impact in the model in its classification decision. Besides increasing the model interpretability, this visualization provides information about what features are used in the model to make predictions. On explaining what was important in the image, LIME enables researchers and stakeholders to understand the logic of the model, hence creating a sense of trust and confidence in its deliverables. On the whole, these visualizations reflect the two-fold generally of the research aim, to reach high classification accuracy, but with the transparency of the decision-making process of machine-learning models.

Each output represents a different class related to the rice variety, and the corresponding SHAP values highlight the contributions of individual pixels to the model predictions.

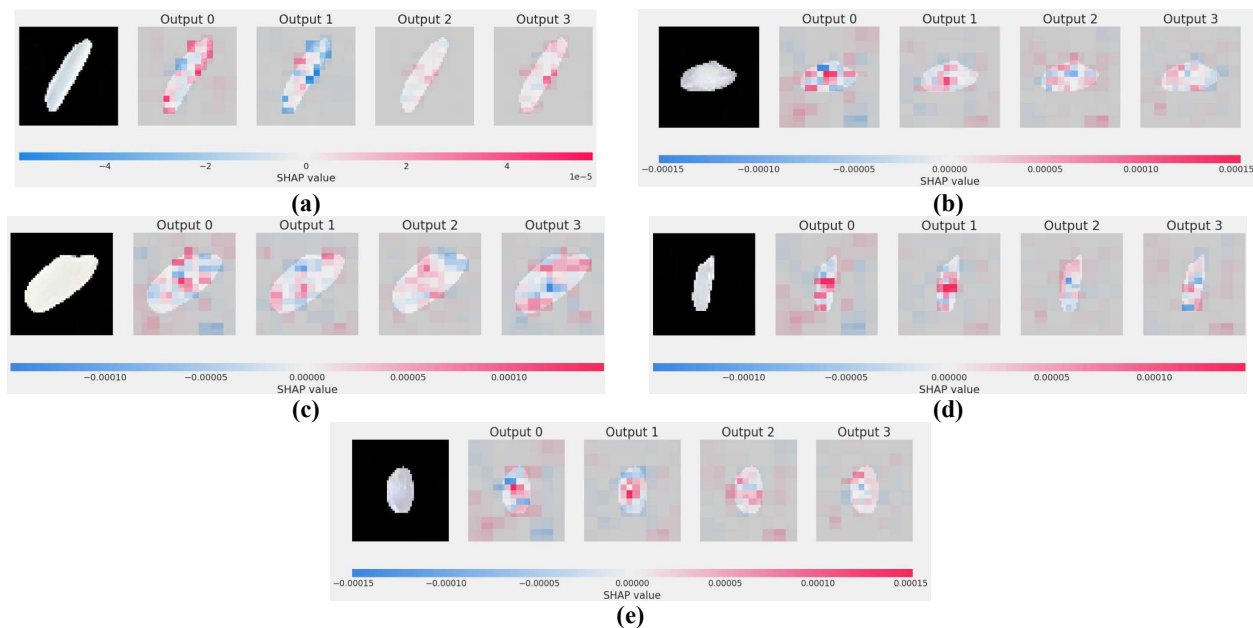


Fig. 12. SHAP-generated output highlights the key features: (a) Basmati rice grain, (b) Arborio Rice Grain, (c) Ipsala Rice Grain, (d) Jasmine Rice Grain, (e) Karacadag Rice Grain.

V. CONCLUSIONS

The current study presents and tests a convolutional neural network (CNN) to classify one of the varieties of rice, such as Arborio, Basmati, Ipsala, Jasmine, and Karacadag. The model performed exceptionally well through tough training and validation achieving high accuracy and a perfect area under ROC curve per class. The confusion matrix revealed that the model had success in differentiating the rice varieties, and its misclassifications were very limited. The model was also found to learn and generalize as the dynamics of the training were analyzed using the loss and accuracy plots. It is important to note that the overfitting to the end of the training is observed, and it is necessary to monitor validation values to maintain model strength. Further, the additions of explainability tools like LIME and SHAP have provided important information on the decision making process of the model. These techniques advance our knowledge on how the model infers the rice grain properties by visualizing the contribution of individual characteristics to classification outcomes, thus developing confidence in predicting rice grain. The above results highlight the promise of deep-learning methods in the field of agriculture with a particular role in enhancing the classification of crops.

REFERENCES

- [1] D. M. K. S. Hemathilake and D. M. C. C. Gunathilake, "Agricultural productivity and food supply to meet increased demands," in *Future foods*, Elsevier, 2022, p. 539–553.
- [2] C. M. Viana, D. Freire, P. Abrantes, J. Rocha and P. Pereira, "Agricultural land systems importance for supporting food security and sustainable development goals: A systematic review," *Science of the total environment*, vol. 806, p. 150718, 2022.
- [3] A. Monteiro, S. Santos and P. Gonçalves, "Precision agriculture for crop and livestock farming—Brief review," *Animals*, vol. 11, p. 2345, 2021.
- [4] V. Singh, N. Sharma and S. Singh, "A review of imaging techniques for plant disease detection," *Artificial Intelligence in Agriculture*, vol. 4, p. 229–242, 2020.
- [5] R. Abiri, N. Rizan, S. K. Balasundram, A. B. Shahbazi and H. Abdul-Hamid, "Application of digital technologies for ensuring agricultural productivity," *Heliyon*, vol. 9, 2023.
- [6] O. Rama Devi, M. S. Al Ansari, B. P. Reddy, M. HT, Y. A. Baker El-Ebiary, M. Rengarajan and others, "Optimizing Crop Yield Prediction in Precision Agriculture with Hyperspectral Imaging-Unmixing and Deep Learning.," *International Journal of Advanced Computer Science & Applications*, vol. 14, 2023.
- [7] E. Elbasi, N. Mostafa, C. Zaki, Z. AlArnaout, A. E. Topcu and L. Saker, "Optimizing agricultural data analysis techniques through AI-powered decision-making processes," *Applied Sciences*, vol. 14, p. 8018, 2024.
- [8] S. K. Swarnkar, L. Dewangan, O. Dewangan, T. M. Prajapati and F. Rabbi, "AI-enabled crop health monitoring and nutrient management in smart agriculture," in *2023 6th international conference on contemporary computing and informatics (IC3I)*, 2023.
- [9] T. Talaviya, D. Shah, N. Patel, H. Yagnik and M. Shah, "Implementation of artificial intelligence in agriculture for optimisation of irrigation and application of pesticides and herbicides," *Artificial intelligence in agriculture*, vol. 4, p. 58–73, 2020.
- [10] I. S. Na, S. Lee, A. M. Alamri and S. A. Alqahtani, "Remote Sensing and AI-based Monitoring of Legume Crop Health and Growth.," *Legume Research: An International Journal*, 2024.
- [11] R. Banerjee, Bharti, P. Das and S. Khan, "Crop yield prediction using artificial intelligence and remote sensing methods," in *Artificial intelligence and smart agriculture: technology and applications*, Springer, 2024, p. 103–117.
- [12] C. Trentin, Y. Ampatzidis, C. Lacerda and L. Shiratsuchi, "Tree crop yield estimation and prediction using remote sensing and machine learning: A systematic review," *Smart Agricultural Technology*, vol. 9, p. 100556, 2024.
- [13] M. F. Aslan, K. Sabanci and B. Aslan, "Artificial intelligence techniques in crop yield estimation based on Sentinel-2 data: A comprehensive survey," *Sustainability*, vol. 16, p. 8277, 2024.
- [14] T. Van Klompenburg, A. Kassahun and C. Catal, "Crop yield prediction using machine learning: A systematic literature review," *Computers and electronics in agriculture*, vol. 177, p. 105709, 2020.

- [15] R. Dhanapal, A. AjanRaj, S. Balavinayagapragathish and J. Balaji, "Crop price prediction using supervised machine learning algorithms," in *Journal of physics: Conference series*, 2021.
- [16] P. Samuel, B. Sahithi, T. Saheli, D. Ramanika and N. A. Kumar, "Crop price prediction system using machine learning algorithms," *Quest Journals Journal of Software Engineering and Simulation*, vol. 2, p. 9288, 2020.
- [17] I. Ghutake, R. Verma, R. Chaudhari and V. Amarsinh, "An intelligent crop price prediction using suitable machine learning algorithm," in *ITM web of conferences*, 2021.
- [18] K. P. Reddy, M. R. Thanka, E. B. Edwin, V. Ebenezer, P. Joy and others, "Farm_{e}{r}{a}: Precision farming with GIS, AI pest management, smart irrigation, data analytics, and optimized crop planning," in *2024 International Conference on Inventive Computation Technologies (ICICT)*, 2024.
- [19] A. Uzhinskiy, "Advanced technologies and artificial intelligence in agriculture," *AppliedMath*, vol. 3, p. 799–813, 2023.
- [20] S. Yang, L. Gu, X. Li, T. Jiang and R. Ren, "Crop classification method based on optimal feature selection and hybrid CNN-RF networks for multi-temporal remote sensing imagery," *Remote sensing*, vol. 12, p. 3119, 2020.
- [21] S. B. Ahmed, S. F. Ali and A. Z. Khan, "On the frontiers of rice grain analysis, classification and quality grading: A review," *IEEE Access*, vol. 9, p. 160779–160796, 2021.
- [22] S. Ibrahim, S. B. A. Kamaruddin, A. Zabidi and N. A. M. Ghani, "Contrastive analysis of rice grain classification techniques: multi-class support vector machine vs artificial neural network," *IAES International Journal of Artificial Intelligence*, vol. 9, p. 616, 2020.
- [23] P. Dhiman, A. Kaur, Y. Hamid, E. Alabdulkreem, H. Elmannai and N. Ababneh, "Smart disease detection system for citrus fruits using deep learning with edge computing," *Sustainability*, vol. 15, p. 4576, 2023.
- [24] A. K. Abasi, S. N. Makhadmeh, O. A. Alomari, M. Tubishat and H. J. Mohammed, "Enhancing rice leaf disease classification: a customized convolutional neural network approach," *Sustainability*, vol. 15, p. 15039, 2023.
- [25] M. Sharma, C. J. Kumar and A. Deka, "Early diagnosis of rice plant disease using machine learning techniques," *Archives of Phytopathology and Plant Protection*, vol. 55, p. 259–283, 2022.
- [26] M. M. Hasan, T. Rahman, A. S. Uddin, S. M. Galib, M. R. Akhond, M. J. Uddin and M. A. Hossain, "Enhancing rice crop management: Disease classification using convolutional neural networks and mobile application integration," *Agriculture*, vol. 13, p. 1549, 2023.
- [27] A. R. Muslikh, A. A. Ojugo and others, "Rice disease recognition using transfer learning Xception convolutional neural network," *Jurnal Teknik Informatika (JUTIF)*, vol. 4, p. 1535–1540, 2023.
- [28] S. Tammina and others, "Transfer learning using vgg-16 with deep convolutional neural network for classifying images," *International Journal of Scientific and Research Publications (IJSRP)*, vol. 9, p. 143–150, 2019.
- [29] C. Szegedy, V. Vanhoucke, S. Ioffe, J. Shlens and Z. Wojna, "Rethinking the inception architecture for computer vision," in *Proceedings of the IEEE conference on computer vision and pattern recognition*, 2016.
- [30] A. Howard, M. Sandler, G. Chu, L.-C. Chen, B. Chen, M. Tan, W. Wang, Y. Zhu, R. Pang, V. Vasudevan and others, "Searching for mobilenetv3," in *Proceedings of the IEEE/CVF international conference on computer vision*, 2019.
- [31] M. T. Ribeiro, S. Singh and C. Guestrin, "" Why should i trust you?" Explaining the predictions of any classifier," in *Proceedings of the 22nd ACM SIGKDD international conference on knowledge discovery and data mining*, 2016.
- [32] S. Rao, S. Mehta, S. Kulkarni, H. Dalvi, N. Katre and M. Narvekar, "A study of LIME and SHAP model explainers for autonomous disease predictions," in *2022 IEEE Bombay Section Signature Conference (IBSSC)*, 2022.
- [33] A. M. Salih, Z. Raisi-Estabragh, I. B. Galazzo, P. Radeva, S. E. Petersen, K. Lekadir and G. Menegaz, "A perspective on explainable artificial intelligence methods: SHAP and LIME," *Advanced Intelligent Systems*, vol. 7, p. 2400304, 2025.
- [34] S. M. Lundberg and S.-I. Lee, "A unified approach to interpreting model predictions," *Advances in neural information processing systems*, vol. 30, 2017.
- [35] H. Khalid, S. Saqib, M. J. Asif and D. A. Dewi, "Strategic Customer Segmentation: Harnessing Machine Learning For Retaining Satisfied Customers," *Lahore Garrison University Research Journal of Computer Science and Information Technology*, vol. 8, 2024.
- [36] M. Abouelyazid, "Advanced artificial intelligence techniques for real-time predictive maintenance in industrial IoT systems: A comprehensive analysis and framework," *Journal of AI-Assisted Scientific Discovery*, vol. 3, p. 271–313, 2023.
- [37] B. Abhisheka, S. K. Biswas and B. Purkayastha, "A comprehensive review on breast cancer detection, classification and segmentation using deep learning," *Archives of Computational Methods in Engineering*, vol. 30, 2023.
- [38] H. Jiang, Z. Diao, T. Shi, Y. Zhou, F. Wang, W. Hu, X. Zhu, S. Luo, G. Tong and Y.-D. Yao, "A review of deep learning-based multiple-lesion recognition from medical images: classification, detection and segmentation," *Computers in Biology and Medicine*, vol. 157, p. 106726, 2023.
- [39] B. S. Abunasser, M. R. J. Al-Hecaly, I. S. Zaout and S. S. Abu-Naser, "Convolution neural network for breast cancer detection and classification using deep learning," *Asian Pacific journal of cancer prevention: APJCP*, vol. 24, p. 531, 2023.
- [40] I. Pacal and S. Kilicarslan, "Deep learning-based approaches for robust classification of cervical cancer," *Neural Computing and Applications*, vol. 35, p. 18813–18828, 2023.
- [41] Z. Wang, K. Wang, X. Chen, Y. Zheng and X. Wu, "A deep learning approach for inter-patient classification of premature ventricular contraction from electrocardiogram," *Biomedical Signal Processing and Control*, vol. 94, p. 106265, 2024.
- [42] S. Ruksakulpiwat, W. Thongking, W. Zhou, C. Benjasirisan, L. Phianhasin, N. K. Schiltz and S. Brahmabhatt, "Machine learning-based patient classification system for adults with stroke: a systematic review," *Chronic Illness*, vol. 19, p. 26–39, 2023.
- [43] D.-h. Kim, K. Oh, S.-h. Kang and Y. Lee, "Development of pneumonia patient classification model using fair federated learning," in *International Conference on Intelligent Human Computer Interaction*, 2023.
- [44] F. D. Adhinata, R. Sumiharto and others, "A comprehensive survey on weed and crop classification using machine learning and deep learning," *Artificial intelligence in agriculture*, vol. 13, p. 45–63, 2024.
- [45] D. Agarwal, P. Bachan and others, "Machine learning approach for the classification of wheat grains," *Smart Agricultural Technology*, vol. 3, p. 100136, 2023.
- [46] M. Koklu, I. Cinar and Y. S. Taspinar, "Classification of rice varieties with deep learning methods," *Computers and electronics in agriculture*, vol. 187, p. 106285, 2021.
- [47] I. M. Nasir, A. Bibi, J. H. Shah, M. A. Khan, M. Sharif, K. Iqbal, Y. Nam and S. Kadry, "Deep learning-based classification of fruit diseases: An application for precision agriculture," 2021.
- [48] G. Sakkarvarthi, G. W. Sathianesan, V. S. Murugan, A. J. Reddy, P. Jayagopal and M. Elsis, "Detection and classification of tomato crop disease using convolutional neural network," *Electronics*, vol. 11, p. 3618, 2022.
- [49] W. Haider, A.-U. Rehman, N. M. Durrani and S. U. Rehman, "A generic approach for wheat disease classification and verification using expert opinion for knowledge-based decisions," *IEEE Access*, vol. 9, p. 31104–31129, 2021.
- [50] A. Khamparia, G. Saini, D. Gupta, A. Khanna, S. Tiwari and V. H. C. de Albuquerque, "Seasonal crops disease prediction and classification using deep convolutional encoder network," *Circuits, Systems, and Signal Processing*, vol. 39, p. 818–836, 2020.
- [51] P. Saxena, K. Priya, S. Goel, P. K. Aggarwal, A. Sinha and P. Jain, "Rice varieties classification using machine learning algorithms," *Journal of Pharmaceutical Negative Results*, vol. 13, p. 3762–3772, 2022.
- [52] V. Vania, A. Setyadi, I. M. D. Widyatama and F. I. Kumiadi, "Rice varieties classification using neural network and transfer learning with

MobileNetV2," in *2023 4th International Conference on Artificial Intelligence and Data Sciences (AiDAS)*, 2023.

- [53] M. S. Rayudu, L. K. Pampana, S. Myneni and S. Kalavari, "Rice Grain Classification for Agricultural Products Marketing-A Deep Learning Approach," in *2023 First International Conference on Advances in Electrical, Electronics and Computational Intelligence (ICAEECI)*, 2023.
- [54] Y. Ramdhani and D. P. Alamsyah, "Enhancing sustainable rice grain quality analysis with efficient svm optimization using genetic algorithm," in *E3S Web of Conferences*, 2023.
- [55] S. Qadri, T. Aslam, S. A. Nawaz, N. Saher, A. Razzaq, M. Ur Rehman, N. Ahmad, F. Shahzad and S. Furqan Qadri, "Machine vision approach for classification of rice varieties using texture features," *International Journal of Food Properties*, vol. 24, p. 1615–1630, 2021.
- [56] P. K. Priya, P. Kirupa, P. Thilakaveni, K. N. Devi, M. Mahabooba and S. Jayachitra, "DeepRiceTransfer: Exploiting CNN Transfer Learning for Effective Rice Variety Classification," in *2024 International Conference on Social and Sustainable Innovations in Technology and Engineering (SASI-ITE)*, 2024.
- [57] S. Ibrahim, N. A. Zulkifli, N. Sabri, A. A. Shari and M. R. M. Noordin, "Rice grain classification using multi-class support vector machine (SVM)," *IAES International Journal of Artificial Intelligence*, vol. 8, p. 215, 2019.
- [58] G. Çınarlar, N. Erbaş and A. Öcal, "Rice classification and quality detection success with artificial intelligence technologies," *Brazilian Archives of Biology and Technology*, vol. 67, p. e24220754, 2024.
- [59] K. M. A. Bejerano, C. C. Hortinela IV and J. J. R. Balbin, "Rice (Oryza Sativa) Grading classification using Hybrid Model Deep Convolutional Neural Networks-Support Vector Machine Classifier," in *2022 IEEE International Conference on Artificial Intelligence in Engineering and Technology (IICAET)*, 2022.