

Fitts' List Revisited: An Empirical Study on Function Allocation in a Two-Agent Physical Human-Robot Collaborative Position/Force Task

Nicky Mol¹, J. Micah Prendergast¹, David A. Abbink^{1,2}, and Luka Peternel¹

Abstract In this letter, we investigate whether the classical function allocation holds for physical Human-Robot Collaboration, which is important for providing insights for Industry 5.0 to guide how to best augment rather than replace workers. This study empirically tests the applicability of Fitts' List within physical Human-Robot Collaboration, by conducting a user study (N=26, within-subject design) to evaluate four distinct allocations of position/force control between human and robot in an abstract blending task. We hypothesize that the function in which humans control the position achieves better performance and receives higher user ratings. When allocating position control to the human and force control to the robot, compared to the opposite case, we observed a significant improvement in preventing overblending. This was also perceived better in terms of physical demand and overall system acceptance, while participants experienced greater autonomy, more engagement and less frustration. An interesting insight was that the supervisory role (when the robot controls both position and force control) was rated second best in terms of subjective acceptance. Another surprising insight was that if position control was delegated to the robot, the participants perceived much lower autonomy than when the force control was delegated to the robot. These findings empirically support applying Fitts' principles to static function allocation for physical collaboration, while also revealing important nuanced user experience trade-offs, particularly regarding perceived autonomy when delegating position control.

¹Department of Cognitive Robotics, Faculty of Mechanical Engineering, Delft University of Technology, Delft, The Netherlands (nicky.mol@tudelft.nl*, j.m.prendergast@tudelft.nl, d.a.abbink@tudelft.nl, l.peternel@tudelft.nl)

²Department of Sustainable Design Engineering, Faculty of Industrial Design Engineering, Delft University of Technology, Delft, The Netherlands) This work was supported by the BrightSky project, funded by the R&D Mobiliteitsfonds from the Netherlands Enterprise Agency (RVO) and commissioned by the Ministry of Economic Affairs and Climate Policy.

The authors would like to thank Alexis Derumigny for advice on the statistical evaluation.

*Corresponding Author




Figure 1: Illustrative comparison of a manual blending task (a) versus a collaborative robot assisting a human worker (b) by potentially handling force or position control, based on function allocation.

KEYWORDS: Physical Human-Robot Interaction, Human Factors and Human-in-the-Loop, Human-Centered Robotics.

1 Introduction

The integration of robots in industrial settings has been growing rapidly in recent years, driven by the need to address complex societal challenges such as labor shortages, aging populations, and ever-increasing production demands. While traditional industrial robots have proven their worth in highly controlled and predictable, high-volume settings like automotive assembly lines, they lack the flexibility required for dynamic environments prevalent in high-mix, low-volume manufacturing or maintenance and repair. As a response, collaborative robots (cobots) have emerged, designed specifically for safe operation near human workers. This unlocks the potential for direct physical Human-Robot Collaboration (pHRC) that promises to merge the complementary skills of both agents, creating more effective, flexible, and meaningful collaborations [1]. Such vision aligns

with the human-centric principles of Industry 5.0, which emphasizes technology in service of worker well-being and resilient production systems [2]. However, despite the potential of collaborative robots, achieving truly effective, fluent, and satisfying collaboration remains a significant challenge [3].

One element of this challenge lies in *function allocation*: deciding which agent—human or robot—should perform which aspects of a shared task [4–9]. We can model physical interactions with impedance, which deals with two key variables: motion and forces [10]. Consider a task like manual blending or polishing of a complex surface, such as an aircraft fan blade (see Fig. 1a). This requires both precise positioning of the tool and careful application of force. Classic frameworks, notably Fitts’ “MABA-MABA” (Men Are Better At / Machines Are Better At) list stemming from early human factors research [11], provide initial guidance. Despite its age and extensive criticism, this framework has shown remarkable persistence throughout the history of function allocation [12]. The framework suggests humans generally excel at tasks requiring perception, judgment, and adaptability (e.g., identifying and deciding where to polish), while machines excel at speed, consistent force application, and repetitive precision movements (e.g., producing a constant force). Modern cobots offer the technical capability to split control of force and position between the human and robot (see Fig. 1b).

Some existing work in pHRC has exploited this ability of cobots to take human inputs during physical interaction, and allocate positions and force sub-tasks. The approach in [13] made the distribution of functions during an assembly task, where the robot performed most of the large movements, while the human stepped in for precise movements. Humans can also step in with physical interaction to give the robot occasional hints on how to re-plan longer movement trajectories in real-time during assembly, where there are multiple possible goals [14]. The method in [15] was in line with the classical framework, where the assembly of bulky objects was handled by allocating load carrying to the robot, while the precise positioning of the object during installation was allocated to the human. In [16], a collaborative polishing task was solved by allocating force control to the robot and position control to the human, consistent with Fitts’ principle. In industrial tasks like sanding, letting a robot perform repetitive high-force motions can reduce human physical strain, but fully autonomous solutions often struggle with quality and adaptability [17]. Nevertheless, the existing solutions built on the general Fitts’ principle without having a clear insight into whether it is valid in the context of pHRC, prompting a re-evaluation of these classic principles in the context of direct physical collaboration.

To address this gap and provide the missing crucial insight, this study investigates a fundamental question: *who should control what in a two-agent physical human-robot collaborative position/force task?* To answer this question, we con-

ducted human factors experiments involving a blending task requiring both force application and tool positioning. Participants experienced four distinct conditions representing the extremes of static role allocation on the shared control spectrum: HH (fully manual control), HR (human controls position, robot controls force), RH (robot controls position, human controls force), and RR (robot controls both, human supervises). By collecting and statistically analyzing both objective and subjective data across these conditions, we aimed to gain new insights into function allocation in the context of pHRC. We hypothesize that:

- H1 Van der Laan usefulness and satisfaction score higher in **HR** than in RH.
- H2 Task performance, in terms of (a) completion time and (b) overblending, score higher in **HR** than in RH.
- H3 Participants experience lower workload in **HR** than in RH.
- H4 Participants experience greater autonomy, feel more engaged and consider themselves more competent and useful in **HR** than in RH.

The contributions of this paper are: 1) validating whether Fitts’ “MABA-MABA” principle holds for pHRC involving hybrid position/force tasks, and 2) providing new user experience insights about autonomy, competence, engagement, and usefulness in different position/force distributions.

2 Method

The method is summarized by a schematic in Fig. 2. The experimental setup included a sensorized work surface with an interactive screen (A) for participants to be able to perform a blending task (B). There were four experimental conditions based on human-robot allocation of position and force sub-tasks (C). The procedure involved five trials per condition, and each condition included a brief explanation and familiarization before and questionnaires after the trials (E). Based on the gathered data, both objective and subjective measures were extracted (F) and fed to the statistical evaluation process (G). Each component (A-G) is described separately in detail in the remainder of this section.

2.1 Experimental setup

The experimental setup used in this study is illustrated in the leftmost block in Fig. 2. It consists of a i) 7-DOF KUKA LBR iiwa 14 R820 (KUKA AG, Augsburg, Germany) robotic manipulator, equipped with a ii) custom mount with handlebars, housing the rotary tool at its end-effector for interacting with the environment. To present the task, a iii) 23.8-inch horizontally aligned Full HD Dell monitor (Dell Technologies Inc., Round Rock, Texas, US) is used. It is encased in a

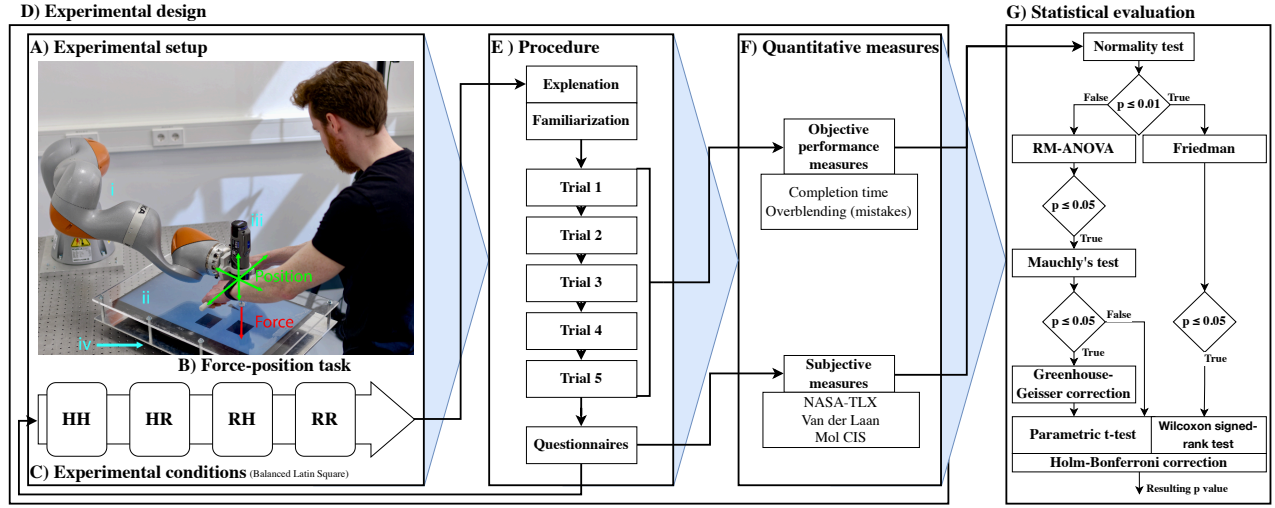


Figure 2: Illustration of pipeline for the method. The experimental setup on the left involves a blending task with force (red) and position (green) sub-tasks. The combinations of assigning these sub-tasks between human (H) and robot (R) result in four experimental conditions. In the labeling of conditions, the first letter is for the position sub-task, while the second letter is for the force sub-task (e.g., the human doing positioning and the robot producing force would be HR). The experiment, as described by the procedure, is followed by the calculation of measures, which are finally used in the statistical evaluation.

box with a transparent plexiglass surface, which is mechanically connected to a 6-DOF SCHUNK FTN-Delta SI-330-30 Force/Torque sensor (SCHUNK GmbH & Co. KG, Lauffen/Neckar, Germany), enabling measurement of interaction forces applied to the surface of the box.

The robot is controlled at the joint-torque level using a Cartesian Impedance Controller. The interaction force/torque in Cartesian space was defined as:

$$\mathbf{f} = \begin{bmatrix} \mathbf{K}_t & 0 \\ 0 & \mathbf{K}_r \end{bmatrix} (\mathbf{x}_a - \mathbf{x}_d) + \mathbf{D}(\dot{\mathbf{x}}_a - \dot{\mathbf{x}}_d) + \mathbf{S}_f \mathbf{f}_d, \quad (1)$$

where $\mathbf{K}_t \in \mathbb{R}^{3 \times 3}$ and $\mathbf{K}_r \in \mathbb{R}^{3 \times 3}$ are the translational and rotational parts, respectively, of the stiffness matrix $\mathbf{K} \in \mathbb{R}^{6 \times 6}$. $\mathbf{D} \in \mathbb{R}^{6 \times 6}$ represents the damping matrix, $\mathbf{x}_a \in \mathbb{R}^6$ and $\mathbf{x}_d \in \mathbb{R}^6$ being the actual and desired robot end-effector pose in Cartesian space, $\mathbf{S}_f \in \mathbb{R}^6$ a diagonal matrix used for selecting the axis in which the desired force is applied and $\mathbf{f}_d \in \mathbb{R}^6$ the desired force, both in Cartesian space. We used a critically damped design $\mathbf{D} = 2\zeta\sqrt{\mathbf{K}}$, with damping ratio $\zeta = 0.7$. The robot and tool were gravity-compensated, while a nullspace controller enforced an 'elbow up' configuration.

The trajectory generator for reference pose is defined as:

$$\mathbf{x}_d(t) = \text{Interp} \left(\mathbf{x}_{\text{start}}, \mathbf{x}_{\text{goal}}, \frac{t}{t_{\text{total}}} \right), \quad \text{for } t \in [0, t_{\text{total}}], \quad (2)$$

where $\mathbf{x}_d(t)$ is the desired end-effector pose at time t , $\text{Interp}()$ is a time-based (spherical) linear interpolation function taking the start pose ($\mathbf{x}_{\text{start}}$), goal pose (\mathbf{x}_{goal}) and the time t divided by the total execution time (t_{total}), which cal-

culated as follows: $t_{\text{total}} = \max \left(\frac{\|\mathbf{x}_{\text{goal}} - \mathbf{x}_{\text{start}}\|}{v_d} \right)$, with v_d being the desired velocity.

2.2 Position/force task

Participants were tasked with removing damage from a surface, visualized as black rectangles of varying sizes, as shown in the leftmost block in Fig. 2. The task can roughly be divided into two sub-tasks: 1) positioning of the tooltip, being held by the robot end-effector, over the damage to be removed and 2) applying a downward force perpendicular to the surface of the monitor to remove the damage. The removal rate is directly related to the applied force (within thresholds) and can be expressed as a function of the applied force:

$$\frac{\partial h}{\partial t}(f_z) = \begin{cases} 0, & \text{if } f_z < f_{\min} \\ \frac{h_{\max}}{t_{\min}} \cdot \frac{f_z - f_{\min}}{f_{\max} - f_{\min}}, & \text{if } f_{\min} \leq f_z \leq f_{\max} \\ \frac{h_{\max}}{f_{\min}}, & \text{if } f_z > f_{\max} \end{cases}, \quad (3)$$

where $\frac{\partial h}{\partial t}$ is the removal rate, defined as the amount of health points removed per second. f_z is the force applied by the participant along the z-axis perpendicular to the surface as measured by the force/torque sensor, f_{\min} and f_{\max} are the minimum and maximum force thresholds. Forces below f_{\min} do not contribute to removal, while forces above f_{\max} saturate the removal rate. h_{\max} is the maximum amount of health points per pixel, and t_{\min} is defined to be the minimum time required to completely remove a pixel with h_{\max} when ap-

plying the maximum effective force f_{\max} .

Each trial involved the removal of three rectangular damage blocks consisting of pixels with an initial amount of health points. As the task progressed, damage opacity decreased proportionally to the remaining health value, providing continuous visual feedback. A rectangular block was considered successfully removed when at least 95% of its initial health had been removed, at which point the block turns green and fades from view, indicating its completion. When participants applied force to an area where no damage (or no remaining damage) was present, they introduced new damage (called overblending) to which the same force-dependent removal model (3) was applied and was visually indicated by an increase in opacity and a color shift from black to red of the affected pixels.

2.3 Experimental conditions

The study included four experimental conditions that represent all combinations of extremes on the shared control continuum for both the position and force sub-tasks. The conditions are summarized in Table 1, where also the differences in terms of control with respect to (1) are specified.

Table 1: Conditions and their differences in terms of control

Condition	Position	Force	K_t	$f_{d,z}$
1: HH	Human	Human	$K_t = 0$	$f_{d,z} = 0$
2: HR	Human	Robot	$K_t = 0$	$f_{d,z} = f_{\max}$
3: RH	Robot	Human	$K_t \neq 0$	$f_{d,z} = 0$
4: RR	Robot	Robot	$K_t \neq 0$	$f_{d,z} = f_{\max}$

Condition 1 - HH: Participants control both the position of the tool as well as the application of force.

Condition 2 - HR: Participants control the position of the tool while the robot applies force.

Condition 3 - RH: Robot controls the position of the tool while participants apply force.

Condition 4 - RR: Robot controls both the position of the tool as well as the application of force, while participants supervise and intervene in case of mistakes made by the robot.

2.4 Experimental design

In a within-subject design, 26 participants (aged 22–42, 4 female, 22 male, physically healthy) completed the task under all four conditions. The study was approved by the TU Delft Human Research Ethics Committee. All participants gave written informed consent prior to their participation. To mitigate order effects, a Balanced Latin Square design was applied on the order in which the conditions were presented to the participants. Each trial involved removing three damage spots under consistent layout constraints to control task difficulty across conditions.

The four conditions were designed to isolate the effects of delegating position and/or force control. HH provides a fully-manual baseline, whereas in RR both positioning and force exertion is automated. RR is tuned to operate near the performance limits of what is physically possible for a human to achieve. The two “mixed-role” conditions for robot-assistance include HR, where human controls positioning and the robot the force, and RH, where the human controls the force and the robot the positioning. All conditions used the same Cartesian impedance controller in (1), with condition-specific settings: translational elements of the stiffness matrix K were set to 0 N/m in all directions for HH and HR, 5000 N/m in x and y for RH, and 5000 N/m in all directions for RR. Rotational stiffness was fixed at 100 Nm/rad in all conditions. Force thresholds were set at $f_{\min} = 5$ N and $f_{\max} = 40$ N. Pixel damage removal time at f_{\max} was $t_{\min} = 2$ s, with $h_{\max} = 100$ health points per pixel. Trajectory velocities (RH/RR) were 0.0083 m/s (blending), 0.04 m/s ((un)latching), and 0.08 m/s (travel).

In HR, the robot applied f_{\max} when the tooltip was within 1 mm of the surface, and stopped when it moved above 3 mm, creating an intuitive latching effect. In RR, the robot autonomously controlled both position and force by following a predefined adaptive trajectory that systematically covered the damage spot, divided into sections of equal width. If insufficient removal was detected in a section, the robot would revisit it. To make the task engaging for the human in the supervisory role, at fixed points, autonomy errors were introduced by deviating the trajectory outside the damaged area, leading to overblending unless the participant intervened by pressing a button. This condition modeled supervisory control, acknowledging that full autonomy is infeasible in most complex practical tasks [18].

2.5 Procedure

Participants first received a general explanation of the experiment and task, where they were instructed to remove three damage spots as quickly as possible while minimizing overblending. Before each condition, they were briefed on its specifics and completed a 2-minute familiarization period. They then performed five trials, where damage spots were always the same size and remained at the same pair-wise distance from each other, but were rotated, translated, or flipped. After the trials, the participants were asked to fill out three questionnaires.

2.6 Quantitative measures

The objective performance metrics that were considered are the time of completion, which is defined as the amount of time it takes the participant to remove the damage during a trial, and overblended health defined as the amount of cumulative health points resulting from applying force at loca-

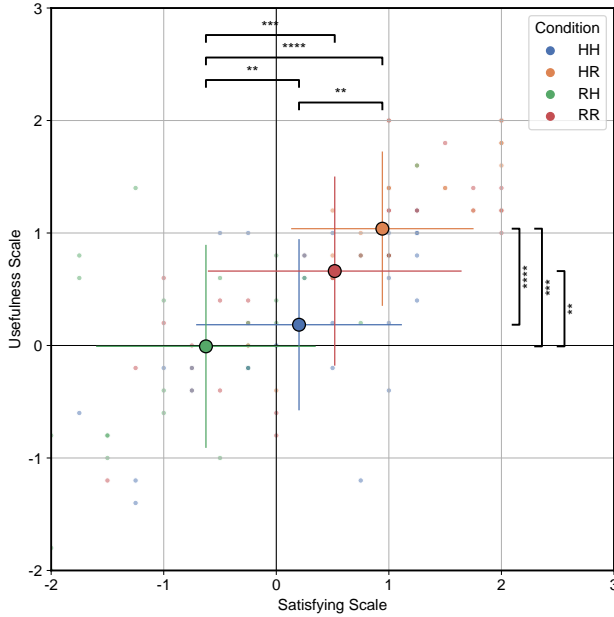


Figure 3: Scatter plot showing subjective acceptance scores on the Van der Laan acceptance scales: usefulness (y-axis) versus satisfying (x-axis). Large circles with error bars show the mean \pm SD for each condition, while small semi-transparent dots are the corresponding single-participant scores. Points that lie higher and further right indicate greater perceived acceptance. Statistically significant pair-wise differences are annotated on each axis.

tions where there is no damage (any longer). Participants’ perceived acceptance was assessed using the Van der Laan usefulness and satisfying scales [19], while perceived workload was assessed using the NASA-TLX questionnaire [20].

Recognizing the need to also probe the psychological impact of pHRC beyond standard metrics [21], we developed the *Agentic Collaboration and Engagement Scale* (ACES). This scale targets four constructs—autonomy, competence, usefulness, and engagement—identified in work-psychology and self-determination theory as drivers of motivation, job satisfaction, and well-being [22]. Assessing these factors is crucial because collaborative robots can reshape meaningful work [23] and key aspects of job quality [24]. ACES employs a dual-perspective format rating each construct twice: once for the participant’s own experience “I” and once for the participant’s perception of the robot (“robot”). The scale consists of the following statements rated on a Likert scale:

- I felt that XX had a high level of autonomy while completing the task.
- I felt that XX had the necessary skills and knowledge to complete the part of the task.
- I felt XX was useful in performing its part of the task.

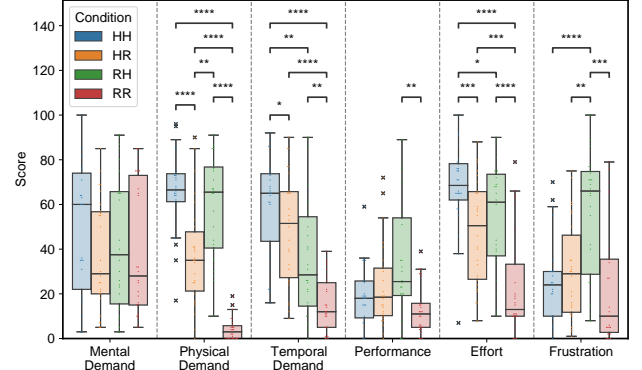


Figure 4: Box plots showing NASA-TLX scores. Each swim-lane shows the results of one workload sub-scale for each of the conditions. Boxes show the median and the interquartile range, where whiskers extend to the 5th and 95th percentiles, while small dots are the individual participant scores. Higher scores correspond to greater perceived workload. Statistically significant pair-wise differences are annotated.

- I felt XX was engaged in the role.

where XX can be “I” or “robot”, resulting in 8 items.

2.7 Statistical evaluation

The statistical evaluation procedure is shown in Fig. 2 G). Data normality was assessed using the Shapiro-Wilk test. If normality was met ($p > 0.01$, including minor violations), a Repeated Measures ANOVA was used. Violations of sphericity (Mauchly’s test) were corrected with Greenhouse-Geisser. Significant main effects were followed by paired t -tests with Holm-Bonferroni correction. Effect size was reported as η_p^2 . If normality was violated ($p \leq 0.01$), a Friedman test was applied. Post-hoc Wilcoxon signed-rank tests with Holm-Bonferroni correction were used for pairwise comparisons, and effect size was reported using Kendall’s W.

3 Results

In this section, the experimental results are presented, highlighting the differences across the four conditions (HH, HR, RH, RR). Findings are structured by measure type, referencing Figures 3-6 and the detailed statistics evaluation in Table 2.

3.1 Van der Laan System Acceptance

Acceptance was evaluated using the Van der Laan questionnaire. Figure 3 shows a scatter plot of the results, displaying individual participant ratings along with the mean scores and

Table 2: Reported descriptive and inferential statistics of the qualitative measures

Measure		HH	HR	RH	RR	Main Effect	Effect Size	Piece-wise Comparison ^b
Van der Laan^a								
Usefulness	M	0.18	1.04	-0.01	0.66	F(2.7,66.7)=12.39	$\eta_p^2=0.331$	1: p<0.0001 2: p=0.2810 3: p=0.1038
(-2, 2)	SD	0.76	0.69	0.90	0.84	p<0.0001[†]		4: p=0.0002 5: p=0.1038 6: p=0.0086
Satisfying score	M	0.20	0.94	-0.62	0.52	F(2.3,56.9)=13.55	$\eta_p^2=0.351$	1: p=0.0028 2: p=0.0029 3: p=0.3371
(-2, 2)	SD	0.91	0.81	0.98	1.13	p<0.0001[†]		4: p<0.0001 5: p=0.2138 6: p=0.0009
NASA-TLX								
Mental demand	Mdn	60.00	29.00	37.50	28.00	F(3,75)=1.19	$\eta_p^2=0.045$	1: p=0.3017 2: p=1.0000 3: p=1.0000
(0, 100)	IQR	22.00-74.00	20.00-56.75	15.50-65.75	15.00-73.00	p=0.3207		4: p=1.0000 5: p=1.0000 6: p=1.0000
Physical demand	Mdn	66.50	35.00	65.50	3.00	F(2.3,57.6)=63.35	$\eta_p^2=0.717$	1: p<0.0001 2: p=0.2603 3: p<0.0001
(0, 100)	IQR	61.25-73.75	21.25-47.75	40.50-76.75	0.00-5.75	p<0.0001[†]		4: p=0.0039 5: p<0.0001 6: p<0.0001
Temporal demand	Mdn	65.00	51.50	28.50	12.00	F(2.0,49.5)=24.41	$\eta_p^2=0.494$	1: p=0.0440 2: p=0.0019 3: p<0.0001
(0, 100)	IQR	43.50-73.75	27.25-65.75	14.50-54.50	5.00-25.00	p<0.0001[†]		4: p=0.0953 5: p<0.0001 6: p=0.0019
Performance	Mdn	18.00	18.50	25.50	11.00	$\chi^2(3)=13.04$	W=0.167	1: p=0.7878 2: p=0.1031 3: p=0.1903
(0, 100)	IQR	9.25-25.75	10.25-31.50	19.25-54.00	5.00-15.75	p=0.0046**		4: p=0.1779 5: p=0.1031 6: p=0.0018
Effort	Mdn	68.50	50.50	61.00	13.00	F(3,75)=24.17	$\eta_p^2=0.492$	1: p=0.0010 2: p=0.0136 3: p<0.0001
(0, 100)	IQR	62.00-78.25	26.50-65.75	37.00-73.50	10.00-33.25	p<0.0001*		4: p=0.3790 5: p=0.0004 6: p<0.0001
Frustration	Mdn	24.00	29.00	66.00	10.00	F(3,75)=12.41	$\eta_p^2=0.332$	1: p=0.8882 2: p<0.0001 3: p=0.8882
(0, 100)	IQR	10.00-30.00	11.75-46.25	28.75-74.75	2.75-35.50	p<0.0001		4: p=0.0040 5: p=0.8882 6: p=0.0002
Performance metrics								
Completion time	Mdn	109.33	109.99	90.72	112.87	$\chi^2(3)=49.71$	W=0.637	1: p=0.0528 2: p=0.4992 3: p<0.0001
(s)	IQR	103.12-111.07	103.88-115.77	90.09-92.01	105.70-119.33	p<0.0001**		4: p=0.1261 5: p<0.0001 6: p<0.0001
Overblended health	Mdn	12368	0	526921	21	$\chi^2(3)=16.34$	W=0.209	1: p=1.0000 2: p=0.0705 3: p=1.0000
(health points)	IQR	3467-36513	0-11866	3993-8156	0-9147	p=0.0010**		4: p=0.0397 5: p=1.0000 6: p<0.0001
ACES - Human								
Autonomy	Mdn	20.50	18.50	6.50	4.50	$\chi^2(3)=64.78$	W=0.831	1: p=0.0034 2: p<0.0001 3: p<0.0001
(1, 21)	IQR	19.00-21.00	15.00-20.00	5.00-7.75	3.00-7.75	p<0.0001**		4: p<0.0001 5: p<0.0001 6: p=0.6250
Competence	Mdn	18.50	18.00	16.00	19.00	$\chi^2(3)=17.83$	W=0.229	1: p=0.8262 2: p=0.0704 3: p=0.7311
(1, 21)	IQR	16.25-20.00	15.25-20.00	11.00-19.00	17.00-21.00	p=0.0005**		4: p=0.1076 5: p=0.3049 6: p=0.0012
Usefulness	Mdn	19.00	18.00	9.00	9.50	F(2.1,52.8)=34.63	$\eta_p^2=0.581$	1: p=0.2095 2: p<0.0001 3: p<0.0001
(1, 21)	IQR	18.00-20.00	16.00-20.00	6.25-15.00	7.00-14.00	p<0.0001[†]		4: p<0.0001 5: p<0.0001 6: p=0.7471
Engagement	Mdn	18.50	16.00	13.00	12.00	F(2.1,53.0)=15.65	$\eta_p^2=0.385$	1: p=0.0044 2: p<0.0001 3: p<0.0001
(1, 21)	IQR	15.50-20.00	13.50-19.00	7.00-16.50	5.50-14.00	p<0.0001[†]		4: p=0.0122 5: p=0.0010 6: p=0.3431
ACES - Robot								
Autonomy	Mdn	3.00	8.00	15.50	20.00	$\chi^2(3)=60.75$	W=0.779	1: p<0.0001 2: p<0.0001 3: p<0.0001
(1, 21)	IQR	2.00-4.00	5.00-11.75	13.00-18.00	18.00-21.00	p<0.0001**		4: p=0.0035 5: p<0.0001 6: p=0.0027
Competence	Mdn	18.50	17.50	16.00	18.00	F(2.0,51.2)=2.27	$\eta_p^2=0.083$	1: p=0.5993 2: p=0.7554 3: p=0.5074
(1, 21)	IQR	11.00-20.00	14.00-19.00	13.25-18.00	16.00-20.00	p=0.1127* [†]		4: p=0.4529 5: p=0.5074 6: p=0.1117
Usefulness	Mdn	8.50	17.00	16.00	19.00	F(2.1,52.0)=15.98	$\eta_p^2=0.390$	1: p=0.0010 2: p=0.0155 3: p<0.0001
(1, 21)	IQR	4.00-15.50	14.25-19.00	12.25-18.75	18.00-20.00	p<0.0001*[†]		4: p=0.1807 5: p=0.0135 6: p=0.0078
Engagement	Mdn	3.00	8.00	15.50	20.00	F(2.0,50.6)=25.10	$\eta_p^2=0.501$	1: p=0.0001 2: p=0.0003 3: p<0.0001
(1, 21)	IQR	2.00-4.00	5.00-11.75	13.00-18.00	18.00-21.00	p<0.0001[†]		4: p=0.1031 5: p=0.0002 6: p=0.0229

^a Van der Laan items reported as Mean (M) \pm SD. All other measures reported as Median (Mdn) and IQR.

^b 1: HH-HR, 2: HH-RH, 3: HH-RR, 4: HR-RH, 5: HR-RR, 6: RH-RR

* Minor violation of normality (Shapiro-Wilk test). No action taken since RM-ANOVA is robust against minor violations due to the Central Limit Theorem.

** Non-parametric test used (Friedman) following major violation of normality (Shapiro-Wilk test).

[†] Greenhouse-Geisser correction applied following violation of sphericity (Mauchly's test).

standard deviation error bars for each condition, annotated with statistically significant pairwise comparisons.

Significant differences were found across conditions for perceived usefulness ($F(2.7, 66.7) = 12.39, p < 0.0001$) and satisfaction ($F(2.3, 56.9) = 13.55, p < 0.0001$). Pairwise comparisons revealed a strong preference for HR over RH, with HR rated significantly higher on both usefulness ($p = 0.0002$) and satisfaction ($p < 0.0001$). HR was also rated significantly more useful ($p < 0.0001$) and satisfying ($p = 0.0028$) than the baseline HH condition. Conversely, RH showed no usefulness benefit over HH ($p = 0.2810$) and was significantly less satisfying ($p = 0.0029$). Notably, the supervisory RR condition was rated significantly higher than RH on usefulness ($p = 0.0089$) and satisfaction ($p = 0.0009$),

positioning it second overall in user acceptance, statistically comparable to HH but generally lower than HR.

3.2 NASA-TLX Workload

Workload was evaluated using the NASA-TLX questionnaire. Box-plots showing median and interquartile range of the scores for each condition per item are visualized in Fig. 4, annotated with statistically significant pairwise comparisons.

Significant effects were found for all workload dimensions except mental demand ($p = 0.3207$) (Fig. 4). Physical demand showed the largest differences ($F(2.3, 57.6) = 63.35, p < 0.0001$), with RR being significantly lowest ($p < 0.0001$ vs all). HR significantly reduced physical demand

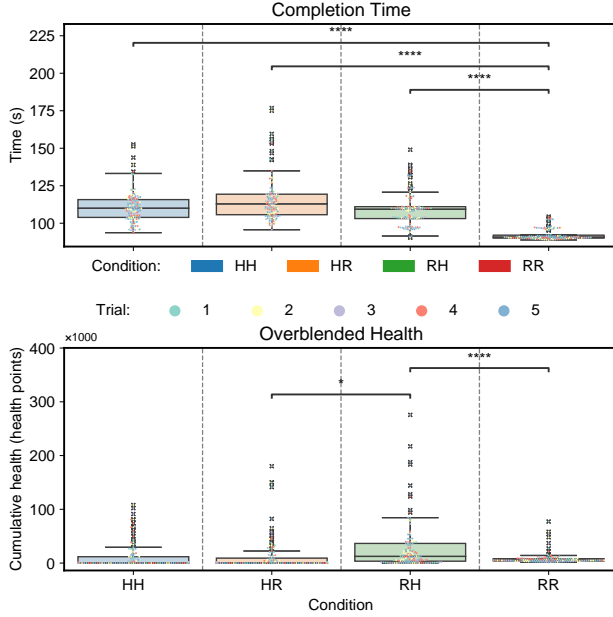


Figure 5: Box-plots showing objective performance metrics in terms of completion time in seconds (top) and cumulative overblended health in health points (bottom). Boxes show the median and the interquartile range, where whiskers extend to the 5th and 95th percentiles, while each small dot is one trial and is colored according to the trial number. Lower values correspond to better performance. Statistically significant differences between conditions are annotated.

compared to both HH ($p < 0.0001$) and RH ($p = 0.0039$). Effort followed similar patterns, being lowest in RR. Frustration was uniquely high in the RH condition, significantly higher than HH ($p < 0.0001$), HR ($p = 0.0040$), and RR ($p = 0.0002$). Although mental demand showed no significant main effect, variability within conditions was high (see SDs in Table 2).

3.3 Performance Metrics

Performance was evaluated using two objective metrics: task completion time and amount of overblending as a measure of mistakes made. Box-plots showing median and interquartile range of the scores for each condition are visualized in Fig. 5, annotated with statistically significant pairwise comparisons.

Both completion time ($\chi^2(3) = 49.71, p < 0.0001$) and overblended health ($\chi^2(3) = 16.34, p = 0.0010$) showed significant differences. RR yielded significantly faster completion times than all other conditions ($p < 0.0001$), while cumulative overblended health was significantly higher in RH compared to HR ($p = 0.0397$) and RR ($p < 0.0001$).

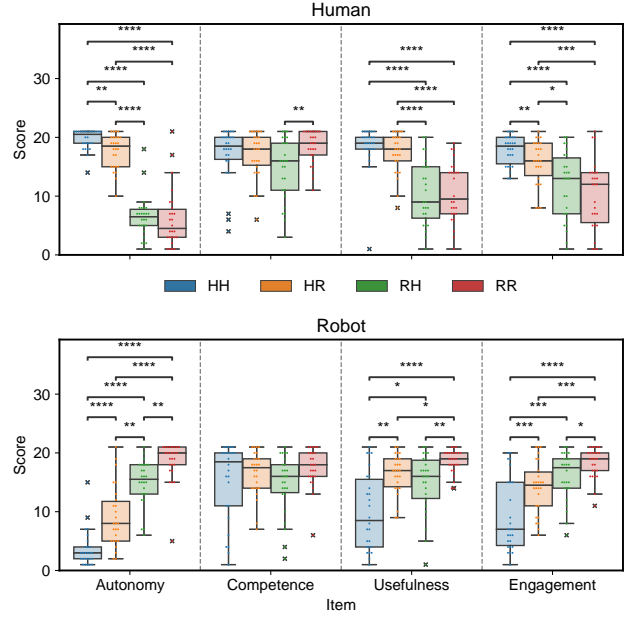


Figure 6: Box-plots showing how participants rated themselves (top) and how they rated the robot (bottom) on four dimensions: autonomy, competence, engagement, and usefulness. For every condition, boxes show the median and the interquartile range, where whiskers mark the 5th–95th percentiles, while small dots show individual ratings. Statistically significant pair-wise differences are annotated beneath each dimension.

3.4 Agentic Collaboration and Engagement Scale (ACES)

The subjective quality of the collaboration in terms of autonomy, competence, usefulness, and engagement was evaluated using ACES based on a Likert scale and was rated on how the participants perceived themselves and how they perceived the robot. Median and interquartile ranges per condition are shown in Fig. 6.

Significant differences were observed for participants' ratings of their own autonomy, competence, usefulness, and engagement (all $p < 0.0001$ but competence $p = 0.0005$). Ratings for autonomy, usefulness, and engagement were highest when participants controlled position (HH and HR). Specifically, HR yielded significantly higher ratings compared HR on autonomy ($p < 0.0001$), usefulness ($p < 0.0001$), and engagement ($p = 0.0122$). Delegating position reduced perceived autonomy significantly more (HH vs RH, $p < 0.0001$) than delegating force (HH vs HR, $p = 0.0034$). Self-rated competence was lowest in RH, significantly lower than in RR ($p = 0.0012$).

Significant differences were also observed for participants' ratings of the robot's autonomy, usefulness, and engagement (all $p < 0.0001$), but not for competence ($p = 0.1127$). Robot

autonomy was perceived highest when it controlled position (RH and RR). The robot in the RR condition was rated significantly most useful and engaging compared to all other conditions.

4 Discussion

This study investigated the relevance of Fitts' classical "Men Are Better At / Machines Are Better At" (MABA-MABA) framework [11] in the context of two-agent pHRC. The central question aimed to identify the optimal static allocation of position and force control between a human and a robot. The findings presented here provide compelling evidence suggesting that the fundamental principles articulated by Fitts over seven decades ago retain significant relevance for designing effective collaboration strategies in modern pHRC scenarios involving direct physical interaction and shared control. Beyond this confirmation, the results also yield additional important insights into user experience.

4.1 Validating Fitts: HR outperforms RH

The direct comparison between the HR (Human Position, Robot Force) and RH (Robot Position, Human Force) conditions consistently favored HR across multiple dimensions. Participants reported higher acceptance (supporting H1, Fig. 3), and demonstrated significantly less overblending, while completion time was found to be similar (largely supporting H2, Fig. 5). They also experienced significantly less frustration and lower physical demand (largely supporting H3, Fig. 4), and experienced greater autonomy, felt more useful, and engaged (strongly supporting H4, Fig. 6) when they controlled positioning while the robot controlled the force. These findings align well with the "MABA-MABA" principle: leveraging human dexterity and adaptability for position control and delegating force exertion to the machine leads to a more effective and preferred collaboration.

4.2 RH leads to increased overblending and frustration

The difficulties encountered in the RH condition, notably increased overblending and elevated frustration, suggest a misalignment. This could stem from the robot dictating the position trajectory, potentially introducing unpredictability, or a path that conflicts with the human's natural movement tendencies or intentions for force application. This most likely forces the human operator to be reactive, attempting to synchronize their force output with a robot-imposed motion profile. A dip in self-rated competence (although not found to be statistically significant, see Fig. 6) could result from a loss in confidence due to this misalignment.

4.3 HR provides better experience compared to HH

Interestingly, the HR condition was not only preferred over RH, but was also rated significantly more useful and satisfying than the HH baseline (Fig. 3). This suggests that the Fitts-aligned collaboration is not just relatively better but that HR can provide a genuinely enhanced experience compared to unassisted manual work. This is likely due to the substantial reduction in physical demand (Fig. 4), without compromising the user's sense of agency over the task's positional execution or a large drop in perceived autonomy (see HH vs HR and RH in Fig. 6).

Conversely, when comparing RH to HH, significantly lower satisfaction ratings were possibly due to a significant increase in frustration. Usefulness was rated similarly low, perhaps due to perceived higher physical demand. The participants rated themselves significantly less useful in the collaboration and felt less engaged. The latter aspect is interesting since one would expect that a human having to be more reactive to a robot would increase the engagement.

It is important to note that neither HR nor RH improved objective task performance compared to HH (Fig. 5). On a surface level, this might hint that robots are not necessary since there is no performance increase with a robot. Nevertheless, pHRC has many other benefits that do not directly affect the performance. For example, pHRC improves ergonomics in physically demanding tasks, such as blending, to prevent work-related musculoskeletal injuries [16].

4.4 Supervisory control and the ironies of automation

The RR condition presented a unique profile characterized by trade-offs. Objectively, RR showed the best completion times and the lowest cumulative overblended health, as it was designed to do (Fig. 5). It also resulted in the lowest perceived workload across almost all NASA-TLX dimensions (Fig. 4). However, these efficiency gains came at a cost: participants reported the lowest levels of perceived autonomy, usefulness, and engagement (Fig. 6). This resonates with Bainbridge's classic "ironies of automation" [25]: optimizing system performance can paradoxically diminish human experience by reducing meaningful involvement.

Nevertheless, our findings, specific to pHRC, also partially contradict that classical notion since RR achieved surprisingly favorable acceptance ratings, ranking second overall, statistically comparable to HH, though still lower than HR (Fig. 3). One explanation is that the substantial reduction in physical and temporal demands was highly valued by participants. Moreover, the supervisory role, requiring vigilance and occasional intervention, likely provided more engagement (perceived similarly to RH, see Fig. 6) than purely passive oversight, mitigating the worst effects of automation.

Participants also rated the robot in RR as more useful and engaging than in HH and RH (Fig. 6), suggesting they recognized its effectiveness even while acknowledging their own reduced role.

Finally, this study assessed short-term task performance. In industrial settings, prolonged supervision may shift the trade-off between efficiency and meaningful involvement, potentially reducing acceptance over time.

4.5 The primacy of position control for experienced autonomy

Results reveal a pronounced asymmetry in how delegation affected participants' sense of autonomy (Fig. 6). Delegating position control to the robot (HH vs RH) resulted in a substantially larger decrease in reported autonomy compared to relinquishing force control (HH vs HR). Suggesting that position control is more intrinsically linked to the operator's sense of agency than force control.

Position control determines *where* the interaction occurs and directs the tool's action towards achieving the task goal, whereas force control *modulates* the intensity of the interaction at a given location. Participants may perceive the goal-directed aspect as the primary locus of control in executing the physical task. Relinquishing positional authority may thus feel akin to losing command over task progression, downgrading the human contribution to one of reactive effort modulation—analogue to adjusting the throttle as a passenger, rather than steering the vehicle as a driver.

This autonomy drop aligns with Self-Determination Theory (SDT) [22], which identifies autonomy as a psychological need that supports motivation and engagement. Work designs that constrain agency, are likely to thwart this need and reduce self-determined motivation. Indeed, the RH condition not only lowered perceived autonomy but also significantly decreased perceived engagement and usefulness. These findings support the SDT proposition that motivation and psychological well-being depend on environments that support, rather than undermine, autonomy.

4.6 Introduction of robot does not affect mental demand

The lack of significant difference in mental demand across conditions (Fig. 4) is intriguing. It might suggest that each condition imposed a comparable cognitive load, albeit of a different nature: HH required focused motor control for both sub-tasks, HR required coordination with robot force, RH demanded a more reactive force modulation, and RR necessitated supervisory vigilance. These results suggest that introducing a robot in any function does not make the task more mentally demanding for humans, which can be a valuable insight for workplaces interested in pHRC solutions.

References

- [1] A. Ajoudani, A. M. Zanchettin, S. Ivaldi, A. Albu-Schäffer, K. Kosuge, and O. Khatib, "Progress and prospects of the human-robot collaboration," *Autonomous robots*, vol. 42, pp. 957–975, 2018.
- [2] M. Breque, L. De Nul, A. Petridis *et al.*, "Industry 5.0: towards a sustainable, human-centric and resilient european industry," *Luxembourg, LU: European Commission, Directorate-General for Research and Innovation*, vol. 46, 2021.
- [3] J. E. Michaelis, A. Siebert-Evenstone, D. W. Shaffer, and B. Mutlu, "Collaborative or simply uncaged? understanding human-cobot interactions in automation," *Proceedings of the 2020 CHI Conference on Human Factors in Computing Systems*, 2020.
- [4] A. Mörtl, M. Lawitzky, A. Kucukyilmaz, M. Sezgin, C. Basdogan, and S. Hirche, "The role of roles: Physical cooperation between humans and robots," *The International Journal of Robotics Research*, vol. 31, no. 13, pp. 1656–1674, 2012.
- [5] N. Jarrassé, V. Sanguinetti, and E. Burdet, "Slaves no longer: review on role assignment for human-robot joint motor action," *Adaptive Behavior*, vol. 22, no. 1, pp. 70–82, 2014.
- [6] I. El Makrini, M. Omid, F. Fusaro, E. Lamon, A. Ajoudani, and B. Vandercborgh, "A hierarchical finite-state machine-based task allocation framework for human-robot collaborative assembly tasks," in *2022 IEEE/RSJ International Conference on Intelligent Robots and Systems (IROS)*. IEEE, 2022, pp. 10 238–10 244.
- [7] M. Selvaggio, M. Cognetti, S. Nikolaidis, S. Ivaldi, and B. Siciliano, "Autonomy in physical human-robot interaction: A brief survey," *IEEE Robotics and Automation Letters*, vol. 6, no. 4, pp. 7989–7996, 2021.
- [8] E. Merlo, E. Lamon, F. Fusaro, M. Lorenzini, A. Carfi, F. Mastrogiovanni, and A. Ajoudani, "An ergonomic role allocation framework for dynamic human-robot collaborative tasks," *Journal of Manufacturing Systems*, vol. 67, pp. 111–121, 2023.
- [9] L. Vianello, S. Ivaldi, A. Aubry, and L. Peternel, "The effects of role transitions and adaptation in human-cobot collaboration," *Journal of Intelligent Manufacturing*, vol. 35, no. 5, pp. 2005–2019, 2024.
- [10] N. Hogan, "Impedance control: An approach to manipulation," *Journal of dynamic systems, measurement, and control*, vol. 107, no. 1, pp. 1–24, 1985.

-
- [11] P. M. Fitts, "Human engineering for an effective air-navigation and traffic-control system." 1951.
 - [12] J. C. De Winter and D. Dodou, "Why the fitts list has persisted throughout the history of function allocation," *Cognition, Technology & Work*, vol. 16, pp. 1–11, 2014.
 - [13] A. Cherubini, R. Passama, A. Crosnier, A. Lasnier, and P. Fraisse, "Collaborative manufacturing with physical human–robot interaction," *Robotics and Computer-Integrated Manufacturing*, vol. 40, pp. 1–13, 2016.
 - [14] K. Haninger, C. Hegeler, and L. Peternel, "Model predictive impedance control with gaussian processes for human and environment interaction," *Robotics and Autonomous Systems*, vol. 165, p. 104431, 2023.
 - [15] L. Roveda, N. Castaman, S. Ghidoni, P. Franceschi, N. Boscolo, E. Pagello, and N. Pedrocchi, "Human-robot cooperative interaction control for the installation of heavy and bulky components," in *2018 IEEE International Conference on Systems, Man, and Cybernetics (SMC)*. IEEE, 2018, pp. 339–344.
 - [16] L. Peternel, N. Tsagarakis, D. Caldwell, and A. Ajoudani, "Robot adaptation to human physical fatigue in human–robot co-manipulation," *Autonomous Robots*, vol. 42, pp. 1011–1021, 2018.
 - [17] A. Konstant, N. Orr, M. Hagenow, I. Gundrum, Y. H. Hu, B. Mutlu, M. Zinn, M. Gleicher, and R. G. Radwin, "Human–robot collaboration with a corrective shared controlled robot in a sanding task," *Human Factors*, vol. 67, no. 3, pp. 246–263, 2025.
 - [18] J. M. Bradshaw, R. R. Hoffman, D. D. Woods, and M. Johnson, "The seven deadly myths of" autonomous systems," *IEEE Intelligent Systems*, vol. 28, no. 3, pp. 54–61, 2013.
 - [19] J. D. Van Der Laan, A. Heino, and D. De Waard, "A simple procedure for the assessment of acceptance of advanced transport telematics," *Transportation Research Part C: Emerging Technologies*, vol. 5, no. 1, pp. 1–10, 1997.
 - [20] S. G. Hart, "Nasa-task load index (nasa-tlx); 20 years later," in *Proceedings of the human factors and ergonomics society annual meeting*, vol. 50, no. 9. Sage publications Sage CA: Los Angeles, CA, 2006, pp. 904–908.
 - [21] S. Fletcher, I. Eimontaite, P. Webb, and N. Lohse, "'we don't need ergonomics anymore, we need psychology!'—the human analysis needed for human-robot collaboration," 2022.
 - [22] M. Gagné, S. K. Parker, M. A. Griffin, P. D. Dunlop, C. Knight, F. E. Klonek, and X. Parent-Rochelleau, "Understanding and shaping the future of work with self-determination theory," *Nature Reviews Psychology*, vol. 1, no. 7, pp. 378–392, 2022.
 - [23] J. Smids, S. Nyholm, and H. Berkers, "Robots in the workplace: a threat to—or opportunity for—meaningful work?" *Philosophy & Technology*, vol. 33, no. 3, pp. 503–522, 2020.
 - [24] S. Baltrusch, F. Krause, A. de Vries, W. van Dijk, and M. de Looze, "What about the human in human robot collaboration? a literature review on hrc's effects on aspects of job quality," *Ergonomics*, vol. 65, no. 5, pp. 719–740, 2022.
 - [25] L. Bainbridge, "Ironies of automation," in *Analysis, design and evaluation of man–machine systems*. Elsevier, 1983, pp. 129–135.