

Reward-SQL: Boosting Text-to-SQL via Stepwise Reasoning and Process-Supervised Rewards

Yuxin Zhang^{♣ *} Meihao Fan[♣] Ju Fan^{♣ †} Mingyang Yi^{♣ †}

Yuyu Luo[◇] Jian Tan[♡] Guoliang Li[♣]

Renmin University of China[♣] HKUST (GZ)[◇]

Alibaba Cloud Computing[♡] Tsinghua University[♣]

{yuxin.zhang, fmh1art, fanj, yimingyang}@ruc.edu.cn

yuyuluo@hkust-gz.edu.cn, j.tan@alibaba-inc.com, liguoliang@tsinghua.edu.cn

Abstract

Recent advances in large language models (LLMs) have significantly improved performance on the Text-to-SQL task by leveraging their powerful reasoning capabilities. To enhance accuracy during the reasoning process, external Process Reward Models (PRMs) can be introduced during training and inference to provide fine-grained supervision. However, if misused, PRMs may distort the reasoning trajectory and lead to suboptimal or incorrect SQL generation. To address this challenge, we propose REWARD-SQL, a framework that systematically explores how to incorporate PRMs into the Text-to-SQL reasoning process effectively. Our approach follows a “cold start, then PRM supervision” paradigm. Specifically, we first train the model to decompose SQL queries into structured stepwise reasoning chains using common table expressions (Chain-of-CTEs), establishing a strong and interpretable reasoning baseline. Then, we investigate four strategies for integrating PRMs, and find that combining PRM as an online training signal (*e.g.*, GRPO) with PRM-guided inference (*e.g.*, best-of-N sampling) yields the best results. Empirically, on the BIRD benchmark, REWARD-SQL enables models supervised by a 7B PRM to achieve a 13.1% performance gain across various guidance strategies. Notably, our GRPO-aligned policy model based on Qwen2.5-Coder-7B-Instruct achieves 68.9% accuracy on the BIRD development set, outperforming all baseline methods under the same model size. These results demonstrate the effectiveness of REWARD-SQL in leveraging reward-based supervision for Text-to-SQL reasoning. Our code is publicly available³.

1 Introduction

Text-to-SQL is a task that aims to convert natural language questions into SQL queries, enabling non-technical users to interact with complex databases effortlessly [6, 18, 19, 46, 14]. Recent advances in this field have focused on enhancing model reasoning capabilities [10, 11, 21, 22, 29] to improve Text-to-SQL performance. However, extended reasoning chains inherently increase the risk of hallucinations [8, 35], which could hurt the performance of the model. To address this issue, researchers propose to use reward models to evaluate and supervise LLM outputs [2, 25, 16]. Technically, reward models primarily fall into two categories: Outcome-Supervised Reward Models (ORMs) [36] that provide overall assessment of complete responses, and Process-Supervised Reward Models (PRMs) [15] that offer more fine-grained step-level evaluations. As mentioned in [15], for

^{*}This work is done when Yuxin Zhang is an intern at Alibaba Cloud Computing.

[†]Corresponding Authors: Ju Fan, Mingyang Yi

³<https://github.com/ruc-datalab/RewardSQL>

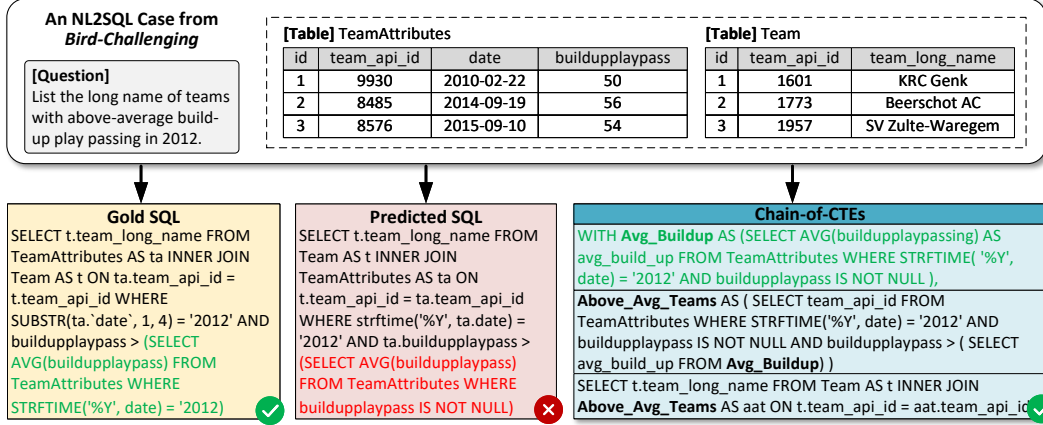


Figure 1: **Chain-of-CTEs** paradigm for SQL generation. It decomposes Text-to-SQL process into a sequence of Common Table Expressions (CTEs) in a step-by-step reasoning process, which enhances the reasoning capabilities of the model.

code generation, PRM provides more detailed feedback during training and can identify critical errors in the reasoning process compared to ORM. Thus, we mainly focus on PRM in this paper.

Though reward models offer significant benefits for improving output quality, effectively applying them to Text-to-SQL tasks requires careful consideration. Concretely, for Text-to-SQL tasks, an ideal Process Reward Model (PRM) should accurately predict whether generated SQL queries align with ground truth, providing reliable step-by-step guidance during the reasoning process. Besides that, the proposed PRM is also expected to improve the Text-to-SQL model during the post-training stage. Given these considerations, an important question emerges:

How to effectively design and utilize a PRM for Text-to-SQL tasks?

To answer this question, two key challenges are presented:

Challenge 1: CoT (Chain-of-Thoughts) and PRM Design. Technically, the PRM scores intermediate reasoning steps of the inference process. Thus, in contrast to the existing classical PRMs designed for mathematical problems [15], the designed PRM should be suitable for the intermediate reasoning steps (similar to CoT steps [39]) of the Text-to-SQL task. Therefore, we should first construct the intermediate reasoning steps of Text-to-SQL, and design an accurate PRM that understands both SQL syntax and semantic relationships between database components.

Challenge 2: PRM Utilization. Even with a well-designed PRM, determining optimal integration strategies into training and inference pipelines remains to be explored. Different approaches vary in how they leverage PRM feedback, with implications for model learning and performance. The challenge lies in maximizing the benefits of PRM guidance while ensuring that the resulting model develops genuine SQL reasoning capabilities rather than simply optimizing for reward signals.

To address the above challenges, we first design the intermediate reasoning steps of Text-to-SQL i.e., the proposed CoCTEs, and the corresponding PRM. With the PRM, we propose REWARD-SQL, a novel framework that utilizes PRM (designed for CoCTEs applied to Text-to-SQL) to enhance reasoning capabilities in Text-to-SQL tasks. Our framework follows a three-stage design: 1) supervised finetuning (SFT) on reasoning template data as cold start, 2) process reward model training, and 3) exploration of PRM usage, as visualized in Figure 2.

To begin with, we introduce Chain-of-CTEs (CoCTE) as the intermediate reasoning steps specialized for Text-to-SQL. Technically, the CoCTE is specialized chain-of-thoughts (CoT) for Text-to-SQL, that decomposes complex queries into a series of Common Table Expressions (CTEs). Common Table Expressions are temporary named result sets defined within a SQL query that make complex queries more manageable and readable[23]. As illustrated in Figure 1, CoCTE enables a step-by-step construction of complex SQL queries, effectively addressing the issue of missing conditions that often occurs in predicted SQL when handling complex nested queries.

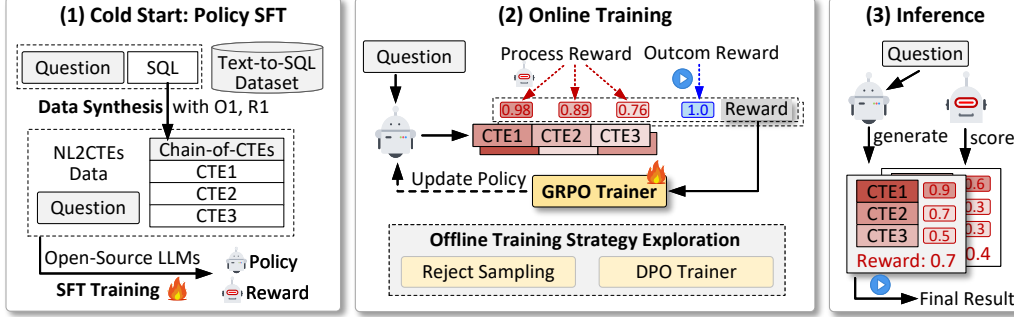


Figure 2: **Overview of the REWARD-SQL framework.** It consists of three main stages: 1) **Cold start**, where the model learns to decompose SQL generation into a structured Chain-of-CTEs; 2) **PRM supervised post-training**, where the PRM is used to guide the policy model through various RL-based methods such as GRPO, Rejection Sampling, and DPO; 3) **PRM-assisted inference**, where the PRM is used to improve the inference by scaling-up the test-time computational cost.

With the defined CoCTE, we can make the model inference in a reasoning pattern. To do so, we first SFT the model on the prepared training set in CoCTE format as a “cold start” [4] process. Then, we train a dedicated PRM to evaluate the intermediate steps of the CoCTE, providing fine-grained feedback on the correctness of each reasoning component. Finally, to design the way of using PRM during post-training stage, we systematically explore four representative methods to guide the policy model via the reward model: two offline methods (rejection sampling[24] and DPO[30]), one online method (GRPO[4]), and one reward-augmented inference method (Best-of-N[15]).

Our empirical results are threefold. 1) Using PRM online during the training stage works best, owing to its full utilization of all data samples with appropriate weighting. 2) For offline methods, DPO surpasses rejection sampling by effectively utilizing negative examples. 3) Incorporating PRM for multi-sample selection during inference significantly improves response quality, demonstrating the enormous potential of model scaling at test time. Based on the best approach (i.e., online training with PRM), using Qwen2.5-Coder-7B-Instruct as the backbone, the GRPO-optimized policy model with PRM supervision achieves 68.9% execution accuracy on the benchmark dataset BIRD development set [13], establishing a new state-of-the-art level for models of comparable size.

Our contributions can be summarized as follows:

- We introduce Chain-of-CTEs (CoCTE) and the training pipeline of its corresponded PRM. The proposed CoCTE is a novel reasoning paradigm for Text-to-SQL that decomposes complex SQL queries into interpretable, step-by-step Common Table Expressions.
- We systematically design and explore the use of reward models in Text-to-SQL, finding that online methods consistently outperform offline methods. Based on the observations, we propose our REWARD-SQL framework, an end-to-end post-training framework to improve the reasoning ability of the Text-to-SQL model.
- Our method achieves 68.9% accuracy on the BIRD development set, establishing a new state-of-the-art level for 7B parameter models.

2 Related Work

Reward Modeling for Reasoning Task. Reward models have recently been integrated into various reasoning tasks to supervise the output quality, including mathematics and code generation [34, 40, 45]. Technically, reward models are categorized into ORMs and PRMs. Compared to the holistic evaluations by ORMs, PRMs provide fine-grained, step-level assessments, which have recently attracted great attention. Since [15] proposes PRMs, and demonstrates their superiority in mathematical problem-solving, the PRM is leveraged in both the inference and post-training stages. During inference, the PRM is applied to guide the inference reasoning path through best-of-N [15, 42]. On the other hand, the PRMs are also applied to supervise the post-training stage [3, 32], while developing a similar process for Text-to-SQL as presented in this paper remains to be explored.

LLM Reasoning for Text-to-SQL. Recent advances in Text-to-SQL have seen the emergence of numerous reasoning-based approaches [27, 44, 26]. The basic idea of these approaches is to decompose a complex SQL generation task into step-by-step reasoning subtasks. These approaches can be categorized into training-free and training-based methods.

Training-free methods leverage the powerful generalization capabilities of LLMs [31], mainly by using prompting techniques to elicit intermediate reasoning steps in different manners. These include in-context learning approaches [5, 9], designing prompt templates [26]. Furthermore, test-time scaling approaches [16], such as Alpha-SQL [10], dynamically scale reasoning steps during inference through Monte Carlo tree search (MCTS) [41]. This enhances model adaptability and enables zero-shot capabilities without requiring additional training data. On the other hand, training-based methods focus on designing reasoning-formatted datasets where LLMs learn Text-to-SQL reasoning through fine-tuning on well-curated training data, using a standard post-training method. For example, these include DPO [17], GRPO [29], and supervised fine-tuning with self-reward model [21].

Despite these advancements in both reward modeling and Text-to-SQL reasoning, **the systematic exploration of reward models in Text-to-SQL tasks remains unexplored.** Most existing approaches either do not utilize reward models or fail to effectively integrate them throughout both training and inference stages. Our work addresses this gap by comprehensively investigating various reward modeling strategies specifically designed for Text-to-SQL reasoning, exploring their application in both training and inference phases to maximize reasoning performance.

3 Preliminaries

3.1 Problem Formulation and Language Models

The Text-to-SQL task aims to convert a natural language query $x = \{q, db\}$, where q represents the user’s query and db is the database schema, into the corresponding SQL query y . The goal is to generate y that correctly answers the user’s query q based on the given schema db .

Due to the structure of Text-to-SQL task, it is suitable to be tackled by Large Language Models (LLMs), since they are auto-regressive sequence generators. Concretely, given an input prompt x , an LLM model π_θ parameterized by θ generates a sequence of tokens by modeling the conditional probability:

$$\pi_\theta(y|x) = \prod_{t=1}^T \pi_\theta(y_t|x, y_{<t}),$$

where y_t represents the token at position t , and $y_{<t}$ represents tokens generated before t . Thus in this regime, for Text-to-SQL, the query $x = \{q, db\}$ is the condition and SQL is the generated sequence.

Chain-of-Thought (CoT) [39] reasoning extends this framework by decomposing complex tasks into intermediate reasoning steps. Instead of directly generating the final answer y , the model first generates a reasoning process $C = \{c_1, c_2, \dots, c_k\}$, where each c_i represents a distinct reasoning step. The final answer is then derived from this reasoning process:

$$\pi_\theta(C, y|x) = \pi_\theta(C|x) \cdot \pi_\theta(y|x, C) = \prod_{i=1}^K \pi_\theta(c_i|x, c_{<i}) \cdot \pi_\theta(y|x, C).$$

This approach allows models to break down complex problems into simpler subproblems, making the reasoning process explicit and more aligned with human problem-solving approaches.

Chain-of-CTEs (CoCTE) is a specialized CoT format we introduce for Text-to-SQL tasks that leverages Common Table Expressions (CTEs)[23]. A CTE is a named temporary result set defined by a SQL query that can be referenced within the scope of a subsequent SQL statement, enabling structured, step-by-step reasoning.

Definition 1 (Common Table Expression) *A Common Table Expression (CTE) is a named temporary result set c_i defined by a SQL query q_i that can be referenced within the scope of a SQL statement:*

$$c_i \text{ AS } (q_i),$$

where q_i may reference database tables and/or previously defined CTEs c_j for $j < i$. The keyword *AS* connects the CTE name to its query definition.

Definition 2 (Chain-of-CTEs) A Chain-of-CTEs (CoCTE) is a sequence of interconnected CTEs $C = \{c_1, c_2, \dots, c_k\}$ followed by a final query q_f that produces the answer:

WITH c_1 AS (q_1), c_2 AS (q_2), ..., c_K AS (q_K) q_f .

Here, each CTE c_i represents a discrete reasoning step, and the final SQL query y is derived from this reasoning process as $y = f(C)$.

The goal of CoCTE is to ensure that the intent of the user’s query q is accurately captured by the reasoning steps in C . As can be seen, inference with CoCTE offers two key advantages:

- *Explainability*: Each CTE produces a concrete, executable intermediate result.
- *Flexibility*: CoCTE forms a directed acyclic graph where each step can reference any previous step.

3.2 Process Reward Modeling for Reasoning

Process Reward Modeling (PRM) is designed to evaluate the stepwise reasoning processes in the CoCTE format. PRM is defined as a mapping from $x \times C$ to $[0, 1]$, where $x = \{q, db\}$ represents the input and $C = \{c_1, c_2, \dots, c_k\}$ represents the sequence of reasoning steps. The output is a probability score indicating the likelihood that a particular reasoning step is correct.

In the context of CoCTE, the PRM evaluates each CTE step c_i in the reasoning sequence and assigns a probability score σ_i to indicate the correctness of that specific step. This score reflects the likelihood that the CTE correctly implements the intended intermediate computation required to answer the user’s query. This step-level evaluation provides fine-grained assessment of the reasoning process, enabling both detailed feedback during training and quality assessment during inference.

4 Model Initialization

As mentioned before, to solve the Text-to-SQL problem in a reasoning manner, we require two key components: a policy model that generates CoCTE-formatted SQL queries and a process reward model (PRM) that evaluates reasoning step quality. Due to the lack of existing CoCTE-formatted data, our initialization process consists of two steps: 1) Policy Model Cold Start, where we transform standard SQL queries into CoCTE format, and 2) Process Reward Model Training, where we develop a model to evaluate each reasoning step’s correctness.

4.1 Policy Model Cold Start

Concretely, we conduct this on the training set of benchmark dataset BIRD [13]. We first manually write a few CoCTEs from original SQL, and use them as examples to prompt strong reasoning LLMs to transform other SQL statements into CoCTEs. For reasoning LLMs, we use DeepSeek-R1-Distill-Qwen-32B with multiple sampling and also collect data from o1-mini for diversity. For the generated CoCTEs, we execute them in the database and retain those matching with the original SQL. Detailed statistics of our dataset collection process are provided in Appendix A.2.

Syntax Tree Edit Distance. During our collection process, we observe that the CoCTE data derived from LLMs suffers from high similarity under a single question, which decreases the models’ performance. To retain structurally diverse CoCTEs and filter semantically similar CoCTEs, we proposed tree edit distance filter to deduplicate similar CoCTEs. Concretely, for CoCTEs under the same question, we use the sqlglot⁴ package to parse each CoCTE into syntax tree, and then compute the edit distance of each other’s pre-order traversal sequence. We use normalized edit distance as similarity between two CoCTEs. Then we set a filter threshold (e.g., filter ratio) for each question. Through iteratively removing the CoCTE with the least similarity sum, we retain the most diverse structure CoCTEs for the cold start process.

4.2 Process Reward Model Training

PRM Training Data Generation. Following previous work OmegaPRM[20], we adopt a Monte Carlo (MC) estimation approach to generate step-level labels for training the Process Reward Model

⁴<https://github.com/tobymao/sqlglot>

(PRM). This involves identifying the correctness of each intermediate step in the CoCTE reasoning chain. Specifically, for each question in the BIRD train set, we sample n reasoning paths using the policy model and employ a Monte Carlo Tree Search (MCTS) algorithm with PUCT (Predictor + Upper Confidence bound for Trees) to explore diverse reasoning paths efficiently. PUCT balances exploration and exploitation during the search process, ensuring that both promising reasoning paths and less likely but potentially correct paths are considered.

For each CoCTE generated during exploration, we execute it in the database and compare the results with the expected results derived from the ground truth. During the search process of MCTS, we conduct multiple completions for each step. If all of the completions are incorrect, we mark the step as incorrect and stop exploring. Otherwise, if the completions have correct and incorrect samples, we will mark the correct completions and continue to explore on incorrect completions. This process ensures that we locate the first erroneous step in the reasoning chain. The complete dataset statistics from this process are detailed in Appendix A.2.

PRM Training with Step-level Loss. After the cold start, we train a PRM and apply it to CoCTE model for the following RL stage. To this end, we filter noisy annotations and balance the dataset to obtain high-quality step-labeled CoCTEs. These data are used to train the PRM with a step-level hard-label objective, where each CTE c_i in a CoCTE $C = \{c_j\}$ is classified by a binary classification, indicated by the label ξ_i (i.e., $\xi_i = 1$ indicates correct and $\xi_i = 0$ indicates incorrect). Notably, c_i is recognized as a correct intermediate step when it can arrive at the SQL query y that matches the ground truth. Our PRM is initialized by a model that assigns a sigmoid score s_i to each step, representing the probability of correctness. The binary cross-entropy loss is then used to optimize the PRM, as defined by:

$$\mathcal{L}_{\text{PRM}} = \min_{\sigma} \sum_{i=1}^k [-\xi_i \log(s_i) - (1 - \xi_i) \log(1 - s_i)],$$

where k is the total number of reasoning steps in the sequence C .

By using hard labels, the PRM explicitly distinguishes correct steps from incorrect ones, simplifying the training process and ensuring clear decision boundaries. This approach enables the PRM to effectively evaluate step correctness, providing a reliable foundation for reasoning refinement and quality selection.

5 Reward-Guided Optimization Strategies

After obtaining a “cold started” policy model and PRM, we are ready to systematically explore the design space of reward-guided optimization strategies. Our strategies can be categorized into three main approaches, and they are all standard methods in the post-training stage:

1. **Offline training**, where we leverage the PRM to score candidate CoCTEs without continuously updating the policy model during data collection. This approach offers computational efficiency and stability compared to online methods.
2. **Online training**, where we continuously update the policy model during rollouts, enabling more adaptive learning.
3. **Reward-assisted inference**, where we leverage the PRM to select the optimal CoCTE from multiple candidates during inference, enhancing the quality of the final SQL generation.

For each approach, we select representative methods that are well-adopted in other studies [30, 4, 42].

5.1 Reward Design

Our reward framework combines two complementary components to comprehensively evaluate the quality of generated CoCTEs:

Process Reward (PR): This component is provided by our Process Reward Model (PRM), which evaluates the quality of each CTE step. For a given CoCTE with K steps, the PRM assigns scores $\{s(c_1), s(c_2), \dots, s(c_K)\}$ to each step, reflecting the reasoning quality. The overall Process Reward is

calculated as the average of these step-level scores:

$$PR(C) = \frac{1}{K} \sum_{i=1}^K s(c_i).$$

Outcome Reward (OR): This binary component evaluates whether the final SQL query, when executed, produces the correct result. It is defined as:

$$OR(C) = \begin{cases} 1 & \text{if execution matches ground truth} \\ 0 & \text{otherwise.} \end{cases}$$

Training vs. Inference Rewards: During training, we use the combined reward to provide comprehensive feedback: $R_{training} = PR(C) + OR(C)$

However, during inference, since we cannot determine execution correctness without ground truth, we rely solely on the Process Reward for candidate selection: $R_{inference} = PR(C)$

This dual reward design ensures that our optimization strategies consider both the quality of the reasoning process (PR) and the correctness of the final outcome (OR) during training, while providing a practical evaluation mechanism (PR only) during inference when ground truth is unavailable.

5.2 Offline Training

Rejection Sampling (RS). We implement rejection sampling [24] by generating multiple CoCTEs for each question using the policy model π_θ , then filtering them based on PR and OR scores. Specifically, for each question q , we sample N candidate CoCTEs $\{C_1, C_2, \dots, C_N\}$ and compute their reward scores $\{R_1, R_2, \dots, R_N\}$. We retain only the candidates with scores exceeding a predefined threshold τ :

$$\mathcal{D}_{\text{filtered}} = \{(q, C_i) \mid R_i > \tau, i \in \{1, 2, \dots, N\}\}$$

The policy model is then fine-tuned on this filtered dataset using standard maximum likelihood estimation:

$$\mathcal{L}_{\text{RS}} = \max_{\theta} \mathbb{E}_{(q, C) \sim \mathcal{D}_{\text{filtered}}} [\log \pi_\theta(C|q)]$$

Direct Preference Optimization (DPO). DPO [30] leverages the comparative information between CoCTEs. For each question q , we identify pairs of CoCTEs (C_w, C_l) where C_w has a higher reward score than C_l . Based on a Bradley-Terry (BT) [1] preference model, we get the following classification-type DPO loss:

$$\mathcal{L}_{\text{DPO}} = \min_{\theta} -\mathbb{E}_{(q, C_w, C_l) \sim \mathcal{D}} \left[\log \sigma \left(\beta \log \frac{\pi_\theta(C_w|q)}{\pi_{\text{ref}}(C_w|q)} - \beta \log \frac{\pi_\theta(C_l|q)}{\pi_{\text{ref}}(C_l|q)} \right) \right]$$

where π_{ref} is the reference policy model (typically the initial policy model), β is a temperature parameter controlling the strength of the preference signal, and σ is the sigmoid function. This formulation encourages the policy model to assign higher probability to CoCTEs with higher reward scores while maintaining proximity to the reference model distribution.

5.3 Online Training

For the online training process, we focus on the recently proposed Group Relative Policy Optimization (GRPO) [32], which efficiently leverages step-level PRM scores to guide policy updates.

GRPO. In GRPO, we generate a group of CoCTEs $\{C_1, C_2, \dots, C_G\}$ for each question q using the current policy model π_θ . Unlike traditional RL methods that require a separate value function model, GRPO uses group-relative advantages to reduce variance and computational burden.

In the online RL method, the reward model is critical for the final performance of the trained model [25]. To further improve the performance, we combine PRM-based and rule-based rewards for comprehensive evaluation as illustrated in Section 5.1. The PRM provides step-level scores for each CoCTE, while the rule-based component assigns an overall score based on whether the execution result matches the ground truth. The final reward for each CoCTE is the sum of these two components, effectively capturing both reasoning quality and execution correctness.

Given a question q , for each CoCTE $C_i = \{c_i^1 \cdots c_i^{K_i}\}$ with length K_i and intermediate steps c_i^j , our reward model can provide step-level scores $\{s(c_i^j)\}_{j=1}^{K_i}$ for each CTE. We then calculate a representative score for each CoCTE and normalize across the group to obtain relative advantages:

$$\bar{s}_i = \frac{1}{K_i} \sum_{j=1}^{K_i} s(c_i^j), \quad \hat{A}_i = \frac{\bar{s}_i - \mu}{\sigma}$$

where μ and σ are the mean and standard deviation of $\{\bar{s}_i\}_{i=1}^G$.

To obtain fine-grained step-level advantages that account for both the relative quality of each CoCTE and the quality variations within its steps, we assign an advantage value based on each CTE’s score and the overall CoCTE advantage:

$$\hat{A}_i^j = \begin{cases} \hat{A}_i \cdot s(c_i^j) & \text{if } \hat{A}_i > 0 \\ \hat{A}_i \cdot (1 - s(c_i^j)) & \text{if } \hat{A}_i < 0 \end{cases}$$

This formulation ensures that within a positively-advantaged CoCTE ($\hat{A}_i > 0$), higher-scored steps receive larger advantages, while in a negatively-advantaged CoCTE ($\hat{A}_i < 0$), lower-scored steps receive larger negative advantages, effectively amplifying the learning signal. Appendix A.3.2 demonstrates the effectiveness of our reward setting and reveals potential reward hacking issues in the approach proposed by [32].

The GRPO objective function is defined as:

$$\mathcal{L}_{\text{GRPO}} = \mathbb{E}_{q \sim \mathcal{D}, \{C_i\}_{i=1}^G \sim \pi_{\theta_{\text{old}}}(\cdot|q)} \left[\frac{1}{G} \sum_{i=1}^G \frac{1}{K_i} \sum_{j=1}^{K_i} \min \left(\frac{\pi_{\theta}(c_i^j|q, c_i^{<j})}{\pi_{\theta_{\text{old}}}(c_i^j|q, c_i^{<j})} \hat{A}_i^j, \text{clip} \left(\frac{\pi_{\theta}(c_i^j|q, c_i^{<j})}{\pi_{\theta_{\text{old}}}(c_i^j|q, c_i^{<j})}, 1 - \epsilon, 1 + \epsilon \right) \hat{A}_i^j \right) \right] - \beta D_{KL}(\pi_{\theta} || \pi_{\text{ref}})$$

where ϵ is the clipping parameter, β controls the strength of the KL regularization, and π_{ref} is the reference policy. We estimate an unbiased non-negative KL divergence as in [25]:

$$D_{KL}(\pi_{\theta} || \pi_{\text{ref}}) = \frac{\pi_{\text{ref}}(c_i^j|q, c_i^{<j})}{\pi_{\theta}(c_i^j|q, c_i^{<j})} - \log \frac{\pi_{\text{ref}}(c_i^j|q, c_i^{<j})}{\pi_{\theta}(c_i^j|q, c_i^{<j})} - 1$$

This approach allows for more efficient exploration of the CoCTE space by focusing on promising reasoning paths identified by the reward, while providing fine-grained supervision at the step level.

5.4 Reward-assisted Inference

For reward-assisted inference, we implement Best of N sampling [15], a widely adopted approach in modern LLM applications that effectively leverages our PRM to select high-quality outputs.

Best of N. This approach involves generating N candidate CoCTEs $\{C_1, C_2, \dots, C_N\}$ for a given question q using the policy model π_{θ} with diverse sampling strategies (e.g., temperature sampling, nucleus sampling). Each candidate is then evaluated using the PRM to obtain scores $\{PR(C_1), PR(C_2), \dots, PR(C_N)\}$. The candidate with the highest score is selected as the final output.

This approach can be formalized as selecting the CoCTE that maximizes the expected reward:

$$C^* = \arg \max_{C \in \mathcal{C}_q} \mathbb{E}[PR(C|q)]$$

where \mathcal{C}_q is the set of potential candidate CoCTEs for question q , and $PR(C|q)$ is the reward function evaluated by the PRM.

As can be seen, compared to the aforementioned methods, the Best of N is training-free, and is orthogonal to them.

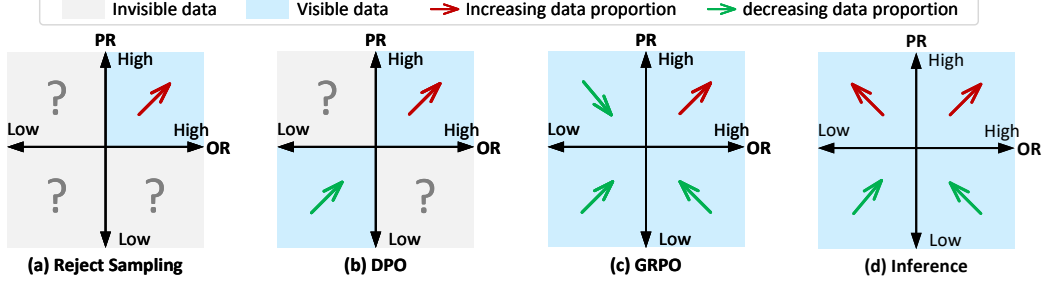


Figure 3: **Optimization Patterns** in the **PR-OR** Space Across Different Approaches.

5.5 Comparative Analysis of Optimization Approaches in PR-OR Space

Owing to the aforementioned loss formulations, the four data utilization methods are supposed to result in outputs with different distributions in the PR-OR space, which can be visualized in Figure 3. Next, let us elaborate this in detail.

1) **Reject Sampling** trains exclusively on samples with high PR and correct OR (top-right quadrant), potentially limiting exploration and learning from mistakes; 2) **DPO**, while offline, leverages comparative information between optimal samples (top-right quadrant) and suboptimal ones (bottom-left quadrant), enabling the model to distinguish effective reasoning patterns. However, its binary preference structure may overlook valuable signals from mixed-performance regions; 3) **GRPO** incorporates weighted signals from all four PR-OR quadrants, capturing the full spectrum of reasoning patterns. This comprehensive approach enables effective exploration while exploiting successful patterns, resulting in more robust optimization across diverse query types, though it may introduce training instability due to its complex reward weighting mechanism; 4) **Best-of-N** sampling operates during inference time, complementing training-based methods by exploring the high PR region through multiple candidates and selecting the highest predicted reward. This approach effectively identifies high-quality outputs that might occur with low probability under the base policy, albeit with additional inference computational costs.

As analyzed, though all the aforementioned methods have the potential to improve the reasoning process of the Text-to-SQL model, they also face the corresponding drawbacks. Thus, which of them works the best in practice remains to be explored. Next, we will empirically explore whether the outputs of the model under these four methods are distributed as analyzed, and find out the optimal method in practice.

6 Experiments

In this section, we empirically verify the best of reward-guided optimization strategies proposed in Section 5. Then, based on the observation, we propose our REWARD-SQL method, and compare it with the other baseline methods.

6.1 Experimental Settings

Datasets. Our experiments are mainly conducted on BIRD [13] dataset. BIRD is a Text-to-SQL benchmark that consists of 9,428 training pairs, 1,534 development pairs, and 1,789 test pairs. It features complex databases and challenging questions that necessitate enhanced reasoning capabilities. We utilize the BIRD training set for model training and the development set for independent and identically distributed (i.i.d.) evaluation.

Metrics: We utilize execution accuracy (EX) to evaluate the correctness of predicted SQL queries against the ground truth. This metric executes both the predicted SQL and ground truth in the database and compares whether the execution results match, effectively verifying the correctness of predictions in real database environments.

For inference, we implement two strategies to comprehensively assess model performance: greedy decoding and vote@n. In the greedy setting, we set the temperature to zero and sample once to obtain the most likely result. For vote@n, *e.g.*, Best of N, as mentioned before, it is orthogonal

to training-based methods. Thus, we introduce it to demonstrate test-time scaling capabilities on Text-to-SQL tasks. With vote@n, the model generates n different responses, and we employ a selection mechanism (such as a reward model like PRM, self-consistency, or MCTS) to identify the optimal response.

6.2 Exploration Results for Reward Model

We first systematically analyze the effectiveness of different reward-guided approaches as mentioned in Section 5.5. We categorize samples into four quadrants based on Process Reward (PR) and Outcome Reward (OR). These quadrants help evaluate how different methods navigate the PR-OR space and their effectiveness in maximizing desired outcomes (high PR, correct OR). The symbols “+” and “-” are respectively “high” and “low”, e.g., +PR/+OR means high PR and high OR, located in the upper right region of Figure 3⁵.

Table 1: Analysis of selection effectiveness for different methods on BIRD dev set.

Model	+PR/+OR (%)↑	+PR/-OR (%)↓	-PR/-OR (%)↓	-PR/+OR (%)↓	EX Acc (%)↑
<i>Greedy Decoding</i>					
SFT	51.8	24.8	20.8	2.7	54.4
SFT + RS	51.8	23.9	22.2	2.1	54.0
SFT + DPO	56.5	21.8	18.6	3.1	59.6
SFT + GRPO	58.4	28.2	12.1	1.3	59.7
<i>Best-of-32 Decoding</i>					
SFT	66.4	28.7	4.3	0.5	67.0
SFT + RS	66.9	28.0	4.7	0.4	67.3
SFT + DPO	66.8	28.4	4.2	0.6	67.4
SFT + GRPO	68.7	27.8	3.3	0.2	68.9

Train-time guidance of reward model. Firstly, let us explore incorporating reward model signals during training through three strategies as described in Section 5: RS, DPO as offline methods, and GRPO as an online method.

Table 1 reveals interesting patterns when comparing these train-time guidance approaches. 1) Under greedy decoding, RS shows minimal change in +PR/+OR rate with limited impact on other metrics, merely reducing +PR/-OR, resulting in a slight decline in execution accuracy (54.0% vs. 54.4% for SFT). We speculate this originates from RS only seen the +PR/+OR samples and having poor discernment on the other samples; 2) Compared with RS, DPO achieves substantial +PR/+OR improvements and -PR/-OR decreasing, reflecting its effective learning from contrasting high PR-OR samples against low PR-OR samples; 3) GRPO demonstrates the most comprehensive improvements across all metrics, with the highest +PR/+OR rate, the lowest -PR/-OR rate, and the lowest -PR/+OR rate under greedy decoding, validating its ability to effectively utilize data from all quadrants of the PR-OR space.

Test-time guidance of reward model. As mentioned, the Best-of-N decoding is orthogonal to training-based methods. Our combining empirical results are shown in Table 1. As can be seen, applying Best-of-N selection with PRM consistently improves performance across all model variants. For the base SFT model, PRM-based selection significantly enhances execution accuracy, resulting in a substantial 12.6% absolute improvement in EX. Moreover, using SFT as an example, the PRM dramatically increases the +PR/+OR rate to 66.4% (compared to 51.8% with greedy), while maintaining a low -PR/+OR rate of only 0.5%. This demonstrates that our reward model effectively distinguishes between valid and invalid reasoning processes, even without additional training of the base model.

Besides, combining Best-of-N decoding also significantly improves the three RL-based methods, especially for GRPO. We speculate that this is because the diversity of GRPO-trained model (captured

⁵For the compared baseline SFT, we do not implement any training process after the “cold start”. We have tried to fine-tune the model on the data used in RL stage but without any selection process e.g., RS. We find that the method works poorly in practice.

by exploring during GRPO) increases the potential for correct answers to appear among the 32 generated candidates.

Based on these findings, we adopt the SFT+GRPO+PRM pipeline as our Reward-SQL framework (illustrated in Figure 2). This integrated approach combines the strengths of foundation model fine-tuning, online reward optimization, and test-time reward-guided selection, enabling us to achieve exceptional performance on complex SQL generation tasks.

6.3 Comparison with other Baselines

Baselines. Following previous studies, we categorize current approaches into two series: prompting on LLMs and post-training on LLMs. The included baselines are all standard methods in this regime.

We train the proposed REWARD-SQL method under a Qwen2.5-Coder-7B-Instruct model, while the baseline methods are implemented under different models, following the reported results. As mentioned in Section 6.2, combining the Best of N reward assisted inference significantly improves our REWARD-SQL. We also make a comparison in this regime, and denote it as “vote@n”. For baselines, the selection methods for the best answer either rely on a selection agent [26] or MCTS [10, 21], depending on the original works. Besides, Reasoning-SQL [29] found that a Gemini-Pro schema filter further improves the performance, so we also report the result of our method with this trick.

Table 2: Comparison of our REWARD-SQL with baselines on the BIRD dataset. The results of baseline methods are from the original research papers.

Model / Method	EX Acc(%)		Selection Method
	greedy	vote@n	
<i>Prompting on LLMs</i>			
DIN-SQL + GPT-4 [27]	50.7	-	-
DAIL-SQL + GPT-4 [7]	54.8	-	-
MAC-SQL + GPT-4 [37]	59.4	-	-
Chase-SQL + Gemini [26]	-	73.0	Selection Agent
Alpha-SQL + Qwen2.5-7B [10]	-	66.8	MCTS
<i>Post-training on LLMs</i>			
CodeS + StarCoder-15B [12]	57.0	-	-
DTS-SQL + DeepSeek-7B [28]	55.8	-	-
SQL-o1 + Qwen2.5-7B[21]	-	66.7	MCTS
Reasoning-SQL + Qwen2.5-7B [29]	64.0	68.0	Selection Agent
<i>Ours</i>			
REWARD-SQL + Qwen2.5-7B	59.7	68.9	PRM
REWARD-SQL + Qwen2.5-7B + Schema Filter	66.4	70.3	PRM

Results. The results on the dev set of BIRD are summarized in Table 2. From the results, we have the following observations.

- Under similar 7B models, our Reward-SQL works best, in both greedy and vote@n decoding.
- Our Reward-SQL beats some strong baselines under much larger models like GPT-4, even with simple greedy decoding and without the schema filter, i.e., 59.7% versus DIN-SQL (50.7%), DAIL-SQL (54.8%), and MAC-SQL (59.4%).
- Decoding with our proposed PRM selection significantly improves our REWARD-SQL, especially in the setting without the schema filter (59.7% versus 68.9%), which further implies the effectiveness of our PRM selection.

We further conduct comprehensive ablation studies and generalization analyses, with detailed results available in the appendix. In Appendix B.2, we demonstrate that our PRM selection method outperforms alternatives by up to 12.6%, and the combined PRM +Rule-OR reward formulation achieves optimal performance. Appendix B.3 shows our model’s strong zero-shot generalization ability on Spider, achieving 81.7% execution accuracy with PRM@32, surpassing larger models

like GPT-4o. These findings confirm that our approach not only excels on in-distribution examples but also generalizes effectively to new domains.

7 Conclusions

In this paper, we proposed REWARD-SQL, a framework for building a PRM for Text-to-SQL tasks and systematically exploring the mechanism of reward model during model training and inference. Our exploration of offline training, online training, and reward-assisted inference revealed that GRPO combined with PRM-based inference selection achieves the best results. Experimental results show a substantial improvement in execution accuracy on the BIRD dataset, outperforming current state-of-the-art methods including those based on GPT-4. The success of REWARD-SQL highlights the importance of structured reasoning in complex SQL generation tasks and demonstrates how step-wise reward models can effectively guide the learning process.

8 Acknowledgments

This work was partly supported by the NSF of China (62436010 and 62441230), and Alibaba Group through Alibaba Research Intern Program.

References

- [1] Ralph Allan Bradley and Milton E Terry. Rank analysis of incomplete block designs: I. the method of paired comparisons. *Biometrika*, 39(3/4), 1952.
- [2] Karl Cobbe, Vineet Kosaraju, Mohammad Bavarian, Mark Chen, Heewoo Jun, Lukasz Kaiser, Matthias Plappert, Jerry Tworek, Jacob Hilton, Reiichiro Nakano, Christopher Hesse, and John Schulman. Training verifiers to solve math word problems. Preprint arXiv:2110.14168, 2021.
- [3] Ganqu Cui, Lifan Yuan, Zefan Wang, Hanbin Wang, Wendi Li, Bingxiang He, Yuchen Fan, Tianyu Yu, Qixin Xu, Weize Chen, et al. Process reinforcement through implicit rewards. Preprint, 2025.
- [4] DeepSeek-AI, Daya Guo, Dejian Yang, Haowei Zhang, Junxiao Song, Ruoyu Zhang, Runxin Xu, Qihao Zhu, Shirong Ma, Peiyi Wang, Xiao Bi, Xiaokang Zhang, Xingkai Yu, Yu Wu, Z. F. Wu, Zhibin Gou, Zhihong Shao, Zhuoshu Li, Ziyi Gao, Aixin Liu, Bing Xue, Bingxuan Wang, Bochao Wu, Bei Feng, Chengda Lu, Chenggang Zhao, Chengqi Deng, Chenyu Zhang, Chong Ruan, Damai Dai, Deli Chen, Dongjie Ji, Erhang Li, Fangyun Lin, Fucong Dai, Fuli Luo, Guangbo Hao, Guanting Chen, Guowei Li, H. Zhang, Han Bao, Hanwei Xu, Haocheng Wang, Honghui Ding, Huajian Xin, Huazuo Gao, Hui Qu, Hui Li, Jianzhong Guo, Jia Shi Li, Jiawei Wang, Jingchang Chen, Jingyang Yuan, Junjie Qiu, Junlong Li, J. L. Cai, Jiaqi Ni, Jian Liang, Jin Chen, Kai Dong, Kai Hu, Kaige Gao, Kang Guan, Kexin Huang, Kuai Yu, Lean Wang, Lecong Zhang, Liang Zhao, Litong Wang, Liyue Zhang, Lei Xu, Leyi Xia, Mingchuan Zhang, Minghua Zhang, Minghui Tang, Meng Li, Miaojun Wang, Mingming Li, Ning Tian, Panpan Huang, Peng Zhang, Qiancheng Wang, Qinyu Chen, Qiushi Du, Ruiqi Ge, Ruisong Zhang, Ruizhe Pan, Runji Wang, R. J. Chen, R. L. Jin, Ruyi Chen, Shanghao Lu, Shangyan Zhou, Shanhuang Chen, Shengfeng Ye, Shiyu Wang, Shuiping Yu, Shunfeng Zhou, Shuting Pan, and S. S. Li. Deepseek-r1: Incentivizing reasoning capability in llms via reinforcement learning. Preprint arXiv:2501.12948, 2025.
- [5] Qingxiu Dong, Lei Li, Damai Dai, Ce Zheng, Jingyuan Ma, Rui Li, Heming Xia, Jingjing Xu, Zhiyong Wu, Tianyu Liu, et al. A survey on in-context learning. Preprint, 2022.
- [6] Ju Fan, Zihui Gu, Songyue Zhang, Yuxin Zhang, Zui Chen, Lei Cao, Guoliang Li, Samuel Madden, Xiaoyong Du, and Nan Tang. Combining small language models and large language models for zero-shot NL2SQL. *Proc. VLDB Endow.*, 17(11), 2024.
- [7] Dawei Gao, Haibin Wang, Yaliang Li, Xiuyu Sun, Yichen Qian, Bolin Ding, and Jingren Zhou. Text-to-sql empowered by large language models: A benchmark evaluation. *Proc. VLDB Endow.*, 17(5), 2024.
- [8] Tamera Lanham, Anna Chen, Ansh Radhakrishnan, Benoit Steiner, Carson Denison, Danny Hernandez, Dustin Li, Esin Durmus, Evan Hubinger, Jackson Kernion, et al. Measuring faithfulness in chain-of-thought reasoning. Preprint arXiv:2307.13702, 2023.
- [9] Boyan Li, Yuyu Luo, Chengliang Chai, Guoliang Li, and Nan Tang. The dawn of natural language to SQL: are we fully ready? [experiment, analysis & benchmark]. *Proc. VLDB Endow.*, 2024.
- [10] Boyan Li, Jiayi Zhang, Ju Fan, Yanwei Xu, Chong Chen, Nan Tang, and Yuyu Luo. Alpha-sql: Zero-shot text-to-sql using monte carlo tree search. Preprint arXiv:2502.17248, 2025.
- [11] Haoyang Li, Shang Wu, Xiaokang Zhang, Xinmei Huang, Jing Zhang, Fuxin Jiang, Shuai Wang, Tieying Zhang, Jianjun Chen, Rui Shi, Hong Chen, and Cuiping Li. Omnisql: Synthesizing high-quality text-to-sql data at scale. Preprint arXiv:2503.02240, 2025.
- [12] Haoyang Li, Jing Zhang, Hanbing Liu, Ju Fan, Xiaokang Zhang, Jun Zhu, Renjie Wei, Hongyan Pan, Cuiping Li, and Hong Chen. Codes: Towards building open-source language models for text-to-sql. *Proc. ACM Manag. Data*, 2(3), 2024.
- [13] Jinyang Li, Binyuan Hui, Ge Qu, Jiayi Yang, Binhua Li, Bowen Li, Bailin Wang, Bowen Qin, Ruiying Geng, Nan Huo, Xuanhe Zhou, Chenhao Ma, Guoliang Li, Kevin Chen-Chuan Chang, Fei Huang, Reynold Cheng, and Yongbin Li. Can LLM already serve as A database interface?

- A big bench for large-scale database grounded text-to-sqls. In *Advances in Neural Information Processing Systems 36*, 2023.
- [14] Ziming Li, Youhuan Li, Yuyu Luo, Guoliang Li, and Chuxu Zhang. Graph neural networks for databases: A survey. Preprint arXiv:2502.12908, 2025.
 - [15] Hunter Lightman, Vineet Kosaraju, Yuri Burda, Harrison Edwards, Bowen Baker, Teddy Lee, Jan Leike, John Schulman, Ilya Sutskever, and Karl Cobbe. Let’s verify step by step. In *The Twelfth International Conference on Learning Representations*, 2023.
 - [16] Bang Liu, Xinfeng Li, Jiayi Zhang, Jinlin Wang, Tanjin He, Sirui Hong, Hongzhang Liu, Shaokun Zhang, Kaitao Song, Kunlun Zhu, Yuheng Cheng, Suyuchen Wang, Xiaoqiang Wang, Yuyu Luo, Haibo Jin, Peiyan Zhang, Ollie Liu, Jiaqi Chen, Huan Zhang, Zhaoyang Yu, Haochen Shi, Boyan Li, Dekun Wu, Fengwei Teng, Xiaojun Jia, Jiawei Xu, Jinyu Xiang, Yizhang Lin, Tianming Liu, Tongliang Liu, Yu Su, Huan Sun, Glen Berseth, Jianyun Nie, Ian Foster, Logan Ward, Qingyun Wu, Yu Gu, Mingchen Zhuge, Xiangru Tang, Haohan Wang, Jiaxuan You, Chi Wang, Jian Pei, Qiang Yang, Xiaoliang Qi, and Chenglin Wu. Advances and challenges in foundation agents: From brain-inspired intelligence to evolutionary, collaborative, and safe systems. Preprint arXiv:2504.01990, 2025.
 - [17] Hanbing Liu, Haoyang Li, Xiaokang Zhang, Ruotong Chen, Haiyong Xu, Tian Tian, Qi Qi, and Jing Zhang. Uncovering the impact of chain-of-thought reasoning for direct preference optimization: Lessons from text-to-sql. Preprint, 2025.
 - [18] Xinyu Liu, Shuyu Shen, Boyan Li, Peixian Ma, Runzhi Jiang, Yuxin Zhang, Ju Fan, Guoliang Li, Nan Tang, and Yuyu Luo. A survey of nl2sql with large language models: Where are we, and where are we going? Preprint arXiv:2408.05109, 2024.
 - [19] Xinyu Liu, Shuyu Shen, Boyan Li, Nan Tang, and Yuyu Luo. NL2sql-bugs: A benchmark for detecting semantic errors in NL2SQL translation. Preprint arXiv:2503.11984, 2025.
 - [20] Liangchen Luo, Yinxiao Liu, Rosanne Liu, Samrat Phatale, Meiqi Guo, Harsh Lara, Yunxuan Li, Lei Shu, Yun Zhu, Lei Meng, et al. Improve mathematical reasoning in language models by automated process supervision. Preprint arXiv:2406.06592, 2024.
 - [21] Shuai Lyu, Haoran Luo, Zhonghong Ou, Yifan Zhu, Xiaoran Shang, Yang Qin, and Meina Song. Sql-ol: A self-reward heuristic dynamic search method for text-to-sql. Preprint arXiv:2502.11741, 2025.
 - [22] Peixian Ma, Xialie Zhuang, Chengjin Xu, Xuhui Jiang, Ran Chen, and Jian Guo. Sql-r1: Training natural language to sql reasoning model by reinforcement learning. Preprint arXiv:2504.08600, 2025.
 - [23] Steve Manik. Working with temporary views using common table expression in sql server 2005, 2005.
 - [24] Reiichiro Nakano, Jacob Hilton, Suchir Balaji, Jeff Wu, Long Ouyang, Christina Kim, Christopher Hesse, Shantanu Jain, Vineet Kosaraju, William Saunders, Xu Jiang, Karl Cobbe, Tyna Eloundou, Gretchen Krueger, Kevin Button, Matthew Knight, Benjamin Chess, and John Schulman. Webgpt: Browser-assisted question-answering with human feedback. Preprint arXiv:2112.09332, 2021.
 - [25] Long Ouyang, Jeffrey Wu, Xu Jiang, Diogo Almeida, Carroll L. Wainwright, Pamela Mishkin, Chong Zhang, Sandhini Agarwal, Katarina Slama, Alex Ray, John Schulman, Jacob Hilton, Fraser Kelton, Luke Miller, Maddie Simens, Amanda Askell, Peter Welinder, Paul F. Christiano, Jan Leike, and Ryan Lowe. Training language models to follow instructions with human feedback. In *Advances in Neural Information Processing Systems 35: Annual Conference on Neural Information Processing Systems 2022, NeurIPS 2022, New Orleans, LA, USA, November 28 - December 9, 2022*, 2022.
 - [26] Mohammadreza Pourreza, Hailong Li, Ruoxi Sun, Yeounoh Chung, Shayan Talaei, Gaurav Tarlok Kakkar, Yu Gan, Amin Saberi, Fatma Ozcan, and Serkan Ö. Arik. CHASE-SQL: multi-path reasoning and preference optimized candidate selection in text-to-sql. Preprint arXiv:2410.01943, 2024.

- [27] Mohammadreza Pourreza and Davood Rafiei. DIN-SQL: decomposed in-context learning of text-to-sql with self-correction. In *Advances in Neural Information Processing Systems 36*, 2023.
- [28] Mohammadreza Pourreza and Davood Rafiei. DTS-SQL: decomposed text-to-sql with small large language models. In *Findings of the Association for Computational Linguistics: EMNLP 2024, Miami, Florida, USA, November 12-16, 2024*, pages 8212–8220. Association for Computational Linguistics, 2024.
- [29] Mohammadreza Pourreza, Shayan Talaei, Ruoxi Sun, Xingchen Wan, Hailong Li, Azalia Mirhoseini, Amin Saberi, and Serkan. Reasoning-sql: Reinforcement learning with SQL tailored partial rewards for reasoning-enhanced text-to-sql. Preprint arXiv:2503.23157, 2025.
- [30] Rafael Rafailov, Archit Sharma, Eric Mitchell, Christopher D. Manning, Stefano Ermon, and Chelsea Finn. Direct preference optimization: Your language model is secretly a reward model. In *Advances in Neural Information Processing Systems 36*, 2023.
- [31] Nitarshan Rajkumar, Raymond Li, and Dzmitry Bahdanau. Evaluating the text-to-sql capabilities of large language models. Preprint, 2022.
- [32] Zhihong Shao, Peiyi Wang, Qihao Zhu, Runxin Xu, Junxiao Song, Xiao Bi, Haowei Zhang, Mingchuan Zhang, YK Li, Y Wu, et al. Deepseekmath: Pushing the limits of mathematical reasoning in open language models. Preprint arXiv:2402.03300, 2024.
- [33] Guangming Sheng, Chi Zhang, Zilingfeng Ye, Xibin Wu, Wang Zhang, Ru Zhang, Yanghua Peng, Haibin Lin, and Chuan Wu. Hybridflow: A flexible and efficient RLHF framework. In *Proceedings of the Twentieth European Conference on Computer Systems*. ACM, 2025.
- [34] Fengwei Teng, Zhaoyang Yu, Quan Shi, Jiayi Zhang, Chenglin Wu, and Yuyu Luo. Atom of thoughts for markov LLM test-time scaling. Preprint arXiv:2502.12018, 2025.
- [35] Miles Turpin, Julian Michael, Ethan Perez, and Samuel Bowman. Language models don’t always say what they think: Unfaithful explanations in chain-of-thought prompting. *Advances in Neural Information Processing Systems*, 36, 2023.
- [36] Jonathan Uesato, Nate Kushman, Ramana Kumar, H. Francis Song, Noah Y. Siegel, Lisa Wang, Antonia Creswell, Geoffrey Irving, and Irina Higgins. Solving math word problems with process- and outcome-based feedback. Preprint arXiv:2211.14275, 2022.
- [37] Bing Wang, Changyu Ren, Jian Yang, Xinnian Liang, Jiaqi Bai, Linzheng Chai, Zhao Yan, Qian-Wen Zhang, Di Yin, Xing Sun, and Zhoujun Li. MAC-SQL: A multi-agent collaborative framework for text-to-sql. In *International Conference on Computational Linguistics*, 2025.
- [38] Xuezhi Wang, Jason Wei, Dale Schuurmans, Quoc V. Le, Ed H. Chi, Sharan Narang, Aakanksha Chowdhery, and Denny Zhou. Self-consistency improves chain of thought reasoning in language models. In *The Eleventh International Conference on Learning Representations, ICLR*. OpenReview.net, 2023.
- [39] Jason Wei, Xuezhi Wang, Dale Schuurmans, Maarten Bosma, Fei Xia, Ed Chi, Quoc V Le, Denny Zhou, et al. Chain-of-thought prompting elicits reasoning in large language models. *Advances in neural information processing systems*, 35, 2022.
- [40] Jinyu Xiang, Jiayi Zhang, Zhaoyang Yu, Fengwei Teng, Jinhao Tu, Xinbing Liang, Sirui Hong, Chenglin Wu, and Yuyu Luo. Self-supervised prompt optimization. Preprint arXiv:2502.06855, 2025.
- [41] Yupeng Xie, Yuyu Luo, Guoliang Li, and Nan Tang. Haichart: Human and AI paired visualization system. *Proc. VLDB Endow.*, 17(11):3178–3191, 2024.
- [42] An Yang, Beichen Zhang, Binyuan Hui, Bofei Gao, Bowen Yu, Chengpeng Li, Dayiheng Liu, Jianhong Tu, Jingren Zhou, Junyang Lin, et al. Qwen2. 5-math technical report: Toward mathematical expert model via self-improvement. Preprint arXiv:2409.12122, 2024.

- [43] Tao Yu, Rui Zhang, Kai Yang, Michihiro Yasunaga, Dongxu Wang, Zifan Li, James Ma, Irene Li, Qingning Yao, Shanelle Roman, Zilin Zhang, and Dragomir R. Radev. Spider: A large-scale human-labeled dataset for complex and cross-domain semantic parsing and text-to-sql task. In *Proceedings of the 2018 Conference on Empirical Methods in Natural Language Processing*, pages 3911–3921, 2018.
- [44] Hanchong Zhang, Ruisheng Cao, Lu Chen, Hongshen Xu, and Kai Yu. ACT-SQL: in-context learning for text-to-sql with automatically-generated chain-of-thought. In *Findings of the Association for Computational Linguistics: EMNLP*. Association for Computational Linguistics, 2023.
- [45] Jiayi Zhang, Jinyu Xiang, Zhaoyang Yu, Fengwei Teng, Xionghui Chen, Jiaqi Chen, Mingchen Zhuge, Xin Cheng, Sirui Hong, Jinlin Wang, Bingnan Zheng, Bang Liu, Yuyu Luo, and Chenglin Wu. Aflow: Automating agentic workflow generation. *ICLR*, 2024.
- [46] Yizhang Zhu, Runzhi Jiang, Boyan Li, Nan Tang, and Yuyu Luo. Elliesql: Cost-efficient text-to-sql with complexity-aware routing. Preprint arXiv:2503.22402, 2025.

A Training details

A.1 Implementation Details

In this section, we provide comprehensive details about our training setup and hyperparameters. For our experiments, we utilized the Qwen2.5-Coder-7B-Instruct model as our foundation. All training procedures were conducted on a cluster of 8 NVIDIA A800 GPUs.

For supervised fine-tuning (SFT), we employed a learning rate of $1e-5$ and trained the model for 3 epochs. This initial phase established the baseline capabilities of our model on the target task. Following SFT, we trained our reward model (RS) with the same learning rate of $1e-5$ for 3 epochs to develop a reliable performance evaluation mechanism.

For our reinforcement learning approaches, we implemented different strategies on the verl platform[33]. The Direct Preference Optimization (DPO) was conducted on the SFT-trained model using a reduced learning rate of $1e-6$ for 1 epoch to avoid overfitting. For Grouped Reinforcement Preference Optimization (GRPO), we utilized a learning rate of $1e-6$ and trained for 2 epochs on the training dataset. The GRPO implementation used a batch size of 48 with each group containing 8 samples, allowing the model to learn from diverse solution variations simultaneously.

Across other training procedures, we maintained a consistent batch size of 16 to balance computational efficiency and training stability. This setup allowed us to effectively fine-tune the model while managing the computational demands of the training process.

A.2 Model initialization details

Table 3: Dataset Statistics for Different Training Stages

Stage	Data Size	Description
Initial CoCTE Collection	36,103	Generated from BIRD train set using DeepSeek-R1-Distill-Qwen-32B and o1-mini; filtered by execution correctness
After Syntax Tree Deduplication	18,015	Diverse CoCTEs retained after applying tree edit distance filtering to remove structurally similar examples
Raw PRM Training Data	181,665	CoCTEs with positive/negative CTE labels generated through MCTS exploration on policy model
Filtered PRM Training Data	47,287	High-quality step-labeled CoCTEs after applying rule-based filtering and edit distance deduplication

Data Collection Process For the cold start phase, we initially collected 36,103 CoCTEs by prompting LLMs with manually written examples. After applying our syntax tree edit distance filtering to remove structurally similar CoCTEs, we retained 18,015 diverse examples for policy model cold start training. Separately, for PRM training, we first generated 181,665 CoCTEs with positive/negative CTE labels through MCTS exploration on the policy model. We then applied rule-based filtering and edit distance deduplication techniques to obtain 47,287 high-quality non-redundant labeled examples for training. These two data collection processes were conducted independently to serve their respective training objectives.

A.3 Reward hacking in GRPO training

In this section, we analyze the reward design in DeepSeekMath’s process supervision approach and identify a reward hacking phenomenon that emerged when applying their method to our setting.

A.3.1 DeepSeekMath’s Process Reward Design

DeepSeekMath [32] implements process supervision in their GRPO framework by assigning rewards to individual reasoning steps. For a given question q and G sampled outputs $\{C_1, C_2, \dots, C_G\}$, their process reward model scores each step of the outputs, yielding:

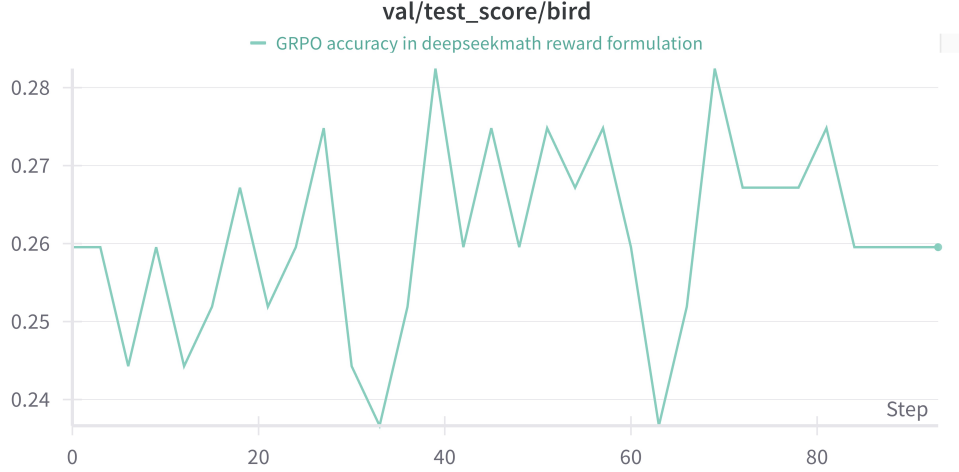


Figure 4: Performance fluctuation during GRPO training with DeepSeekMath’s reward formulation. The model exhibits high volatility without consistent improvement on challenging test sets, indicating optimization instability due to reward hacking.

$$R = \{\{s(c_1^1), \dots, s(c_1^{K_1})\}, \dots, \{s(c_G^1), \dots, s(c_G^{K_G})\}\}, \quad (1)$$

where c_i^j represents the j -th step of the i -th CoCTE, and K_i is the total number of steps in the i -th CoCTE. $s(c_i^j)$ denotes the reward score for the corresponding step. These rewards are normalized using the mean and standard deviation across all steps:

$$\tilde{s}(c_i^j) = \frac{s(c_i^j) - \text{mean}(R)}{\text{std}(R)} \quad (2)$$

The advantage for each token is then calculated as the sum of normalized rewards from all subsequent steps:

$$\hat{A}_{i,t} = \sum_{j:\text{index}(j) \geq t} \tilde{s}(c_i^j) \quad (3)$$

A.3.2 Reward Hacking Phenomenon

When applying DeepSeekMath’s reward formulation to our setting, we observed a significant reward hacking phenomenon. Our process reward model (PRM) scores are derived from completion correctness rates, which naturally exhibit a decreasing trend as the solution progresses. This occurs because the probability of reaching the correct final answer diminishes with each step, as the solution space narrows and the potential for errors compounds.

The key issue with DeepSeekMath’s approach in our context is that it treats all step rewards equally during normalization. When combined with our inherently decreasing PRM scores, this creates a systematic bias: later steps consistently receive lower advantages compared to earlier steps. Consequently, the model learns to optimize for shorter solutions rather than correct ones.

We empirically verified this phenomenon using the Qwen2.5-Coder-1.5B-Instruct model. As shown in Figure 4, the model’s performance on challenging test sets exhibited high volatility without consistent improvement when trained with DeepSeekMath’s reward formulation. More tellingly, Figure 5 demonstrates a clear trend toward progressively shorter outputs across training epochs, providing strong evidence of reward hacking.

This analysis motivated our alternative advantage formulation presented in Section 5.3, which accounts for both the relative quality of each complete solution and the quality variations within its

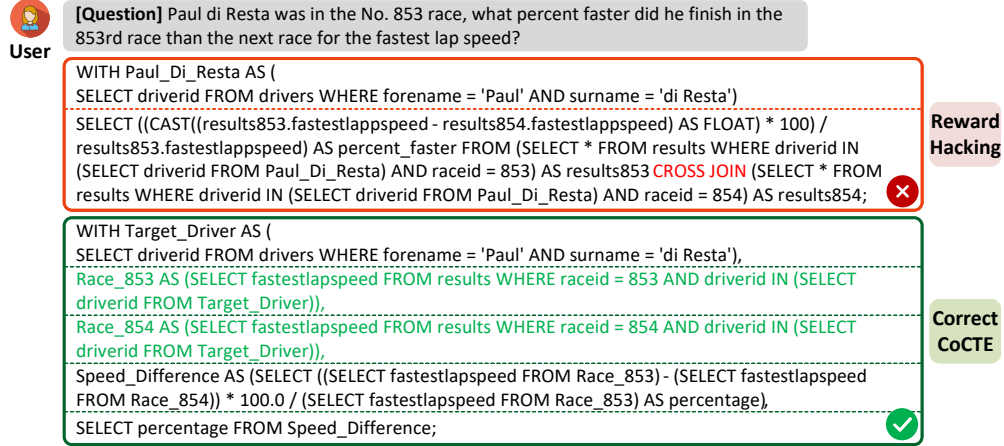


Figure 5: Example of reward hacking behavior across training epochs. As training progresses, the model generates increasingly shorter solutions to maximize rewards, sacrificing solution quality and correctness. The figure shows how the same query receives progressively simplified responses that ultimately fail to solve the problem correctly.

steps. Our approach ensures that advantages are properly scaled according to the overall solution quality, preventing the model from exploiting the decreasing trend in step-level rewards.

A.4 Prompts

Our schema design in the prompt refers to the M-Schema work⁶, which clearly defines the database structure and provides sample values, enabling the model to better understand the database. We appreciate their contribution.

Prompt for Model Training

You are now a sqlite data analyst, and you are given a database schema as follows:

Schema:

- **DB_ID:** retail_complains
- **Table:** reviews
 - [
(Date:DATE, Primary Key, Examples: [2013-02-04]),
(Stars:INTEGER, Examples: [5, 1, 2]),
(Reviews:TEXT)
]
- **Table:** client
 - [
(client_id:TEXT, Primary Key, Examples: [C00000001]),
(age:INTEGER, Examples: [29, 54, 59]),
(phone:TEXT, Examples: [367-171-6840])
]
- **Table:** events
 - [
(Product:TEXT, Examples: [Bank account or service]),
(Issue:TEXT, Examples: [Deposits and withdrawals]),
(Tags:TEXT, Examples: [Older American]),
(Client_ID:TEXT, Primary Key, Examples: [C00003714])
]
- **Foreign keys:** events.Client_ID=client.client_id

Query:

- **Question:** List all the issues of the complaints made by Kaitlyn Eliza Elliott.
- **Evidence:** Please read and understand the database schema carefully, and generate an executable SQL based on the user's question and evidence.

Final SQL:

- WITH Kaitlyn_Elliott_Client AS (SELECT client_id FROM client WHERE first = 'Kaitlyn' AND middle = 'Eliza' AND last = 'Elliott'),
- Kaitlyn_Elliott_Complaints AS (SELECT issue FROM events WHERE client_id IN (SELECT client_id FROM Kaitlyn_Elliott_Client))
- SELECT DISTINCT issue FROM Kaitlyn_Elliott_Complaints;

Figure 6: Prompt for model training.

⁶<https://github.com/XGenerationLab/M-Schema>

Prompt for CoCTE Transforming

You are tasked with rewrite the following SQL query using CTEs and annotate the rationale behind the decision. Maintain a coherent reasoning process, ensuring it remains natural and seamless, and reflect this coherence in the rationale part.

Example #1:

- **Question:** Please list the team names which have at least 3 all-star players.
- **SQL:** SELECT players_teams.tmid FROM players_teams INNER JOIN player_allstar ON players_teams.playerid = player_allstar.playerid GROUP BY players_teams.tmid HAVING count(DISTINCT players_teams.playerid) >= 3
- **Query**
 - "query1": "WITH All_Star_Players AS (\n SELECT playerid\n FROM player_allstar\n)"
 - "query2": "All_Star_Team_Associations AS (\n SELECT pt.tmid, pt.playerid\n FROM players_teams AS pt\n INNER JOIN All_Star_Players AS asp ON pt.playerid = asp.playerid\n)"
 - "query3": "Teams_With_Three_All_Stars AS (\n SELECT at.tmid, COUNT(DISTINCT at.playerid) AS all_star_count\n FROM All_Star_Team_Associations AS at\n GROUP BY at.tmid\n HAVING COUNT(DISTINCT at.playerid) >= 3\n)"
 - "query4": "SELECT t.name\nFROM Teams_With_Three_All_Stars AS twa\nINNER JOIN teams AS t ON twa.tmid = t.tmid;"

Example #2:

...

Example #3:

...

Problem:

- **Question:** List all the issues of the complaints made by Kaitlyn Eliza Elliott.
- **Schema:** {db_schema}

SQL: SELECT DISTINCT EVENTS.issue FROM client INNER JOIN EVENTS ON client.client_id = EVENTS.client_id WHERE client.first = 'Kaitlyn' AND client.middle = 'Eliza' AND client.last = 'Elliott'

Figure 7: Prompt for CoCTE transforming.

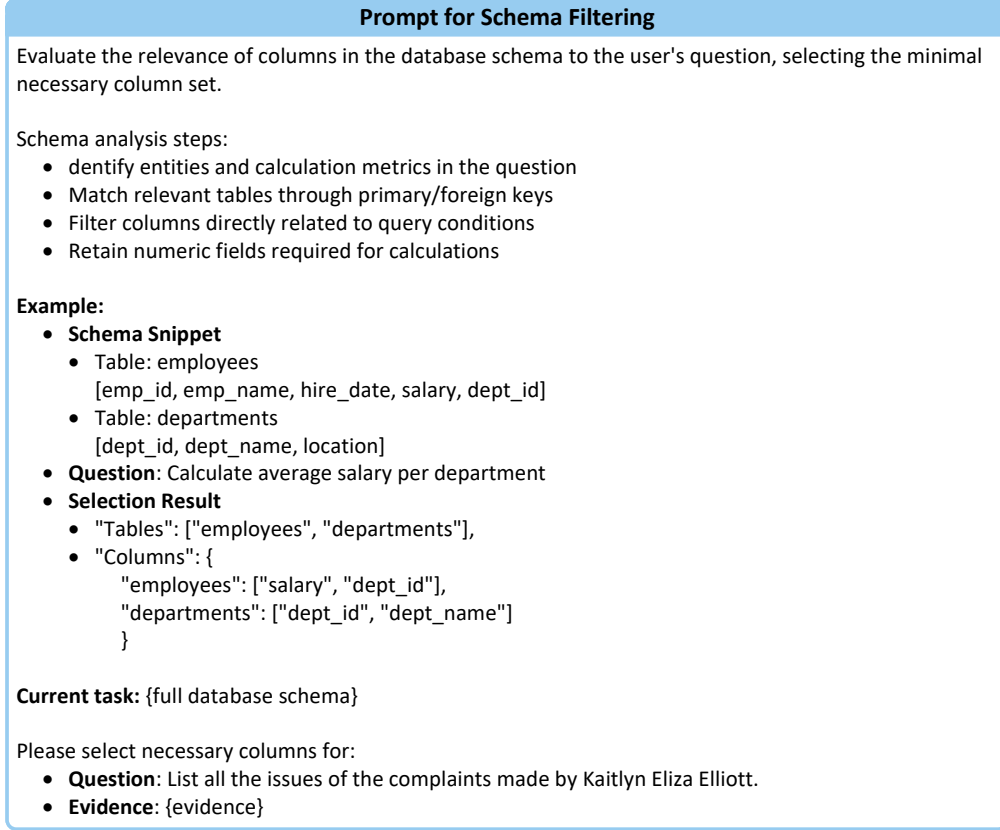


Figure 8: Prompt for schema filtering.

B Experiments Details

B.1 Case study

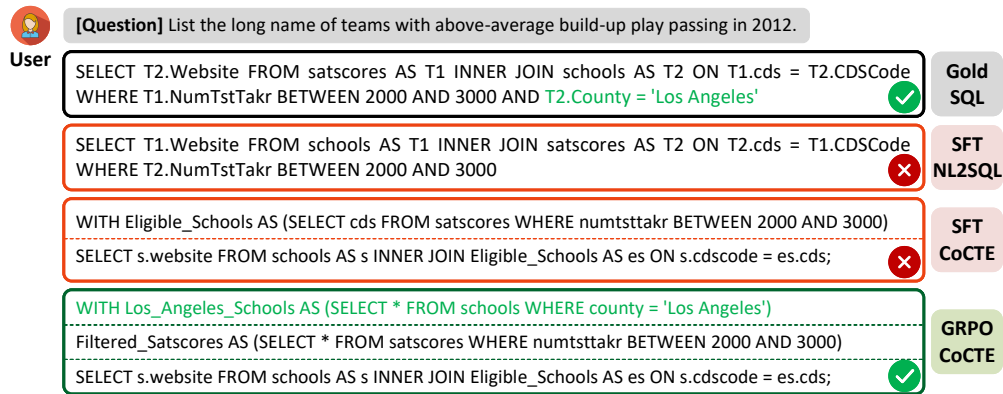


Figure 9: Case study comparing SQL generation approaches. Our GRPO-trained model successfully handles a complex query requiring multiple constraints (Los Angeles County schools with 2,000-3,000 test takers), while baseline models fail to incorporate all necessary filtering conditions.

To provide a more intuitive understanding of how our method improves SQL generation, we present a case study in Figure 9. This example demonstrates the effectiveness of our approach in handling complex queries involving multiple tables and filtering conditions.

The query requires finding websites of Los Angeles County schools with test takers between 2,000 and 3,000. This task involves joining tables, applying numerical range filters, and county-specific constraints. The baseline models struggle with this complexity in different ways.

The standard model SFT on original training set from BIRD produces a query that correctly joins the tables and applies the numerical range filter, but critically omits the county filter condition. This results in an incomplete query that would return schools from all counties, not just Los Angeles.

The model fine-tuned on our transformed COCTE training set also fails to incorporate the county filter. While it correctly identifies schools within the specified test taker range, it misses the geographical constraint entirely.

In contrast, after applying our GRPO training, the model generates a comprehensive solution. It creates separate CTEs for Los Angeles schools and schools within the test taker range, then joins them correctly. This approach demonstrates how our method enables the model to decompose complex problems into manageable sub-queries, maintain awareness of all filtering conditions, and structure the query in a clear, logical manner.

This case study illustrates how our process-level reward modeling approach guides the model toward more complete and accurate SQL solutions, particularly for queries requiring multiple constraints and table relationships. The improvement is not merely syntactic but reflects enhanced reasoning about the underlying database schema and query requirements.

B.2 Ablation study

To better understand the contribution of different components in our approach, we conduct a comprehensive ablation study. We mainly focus on two key components of our proposed methods: 1) The impact of different test-time guidance methods; 2) The impact of different reward formulations in our GRPO training.

Table 4: Comparison of different test-time selection methods on SFT model

Selection Method	EX Acc (%)
Greedy (No guidance)	54.4
Self-consistency	59.3 (+4.9)
ORM	61.8 (+7.4)
PRM	67.0 (+12.6)

Table 5: Ablation study on different reward formulations for GRPO training

Reward Formulation	EX Acc (%)	
	Greedy	PRM@32
PRM	59.9	67.3
Rule-OR	59.2	68.4
PRM + Rule-OR	59.7	68.9

Test-time Guidance Methods. Table 4 compares our proposed PRM selection with other selection methods ORM [36] and Self-consistency [38] on the BIRD dev set. As can be seen, though all selection methods improve the EX Acc compared with vanilla greedy decoding, our proposed PRM selection significantly outperforms the other selection methods. The results clearly demonstrate that our process-level reward modeling approach captures critical intermediate reasoning steps that other methods fail to identify.

Reward formulation for GRPO training. As mentioned in Section 5, during the GRPO training process, we propose to combine the PRM with a rule-based outcome reward (Rule-OR). Table 5 shows that although PRM alone achieves the highest greedy decoding accuracy (59.9%), when considering both decoding methods, especially PRM @32, the combined PRM + Rule-OR approach performs best overall (68.9%). This demonstrates that integrating outcome guidance from rule-based rewards with PRM’s semantic evaluation creates a more effective reward signal for GRPO training.

These ablation studies validate our design choices and demonstrate that both components of our approach—PRM-based selection at test time and hybrid rewards during training—are essential for achieving state-of-the-art performance. Removing or replacing either component results in substantial performance degradation.

B.3 Generalization analysis

To further analyze our proposed REWARD-SQL generalization to other distribution, we conduct experiments on Spider dataset [43]. Spider is a large-scale, complex, cross-domain semantic parsing and Text-to-SQL dataset annotated by 11 college students. It comprises 10,181 questions and 5,693 unique complex SQL queries across 200 databases covering 138 different domains. The dataset is divided into 8,659 training examples, 1,034 development examples, and 2,147 test examples.

Since our model was not exposed to any data from Spider during the training stage, evaluating on this dataset demonstrates the model’s capability to handle different Text-to-SQL scenarios. We compare our model with other LLMs in the zero-shot setting.

Table 6: Comparison of performance on Spider (EX).

Model	Spider EX (%)
GPT-4o	77.3
o3-mini	74.7
Gemini-2.5-pro	83.8
Qwen2.5-7B	75.6
Qwen2.5-7B+Reward SQL+Greedy	77.0
Qwen2.5-7B+Reward SQL+PRM@32	81.7

As can be seen in Table 6, our model shows strong generalization capabilities on the Spider benchmark. Our approach using Qwen2.5-7B with our proposed REWARD-SQL framework achieves an impressive 81.7% execution accuracy, outperforming even larger models like GPT-4o (77.3%) and reasoning model like o3-mini (74.7%). This demonstrates the effectiveness of our process-level reward modeling approach in zero-shot settings.

Notably, the significant improvement from Greedy decoding (77.0%) to PRM@32 (81.7%) highlights the critical role that our PRM plays in enhancing model performance during inference. The 4.7% absolute improvement underscores the value of exploring multiple solution candidates through our process-level reward mechanism. These results confirm that our approach not only performs well on the training distribution but also generalizes effectively to unseen datasets like Spider, validating the robustness of our method across different SQL generation scenarios.

B.4 Test-time Compute Analysis

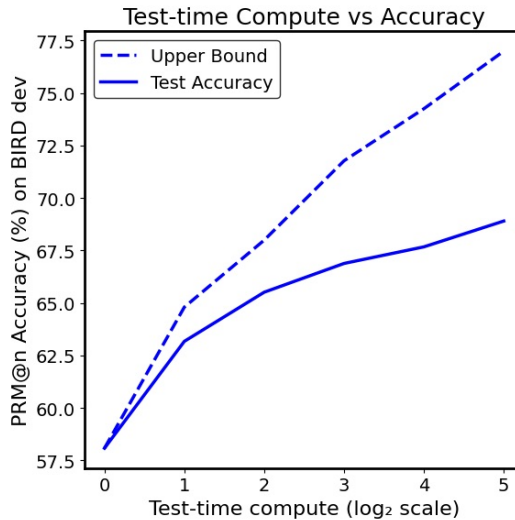


Figure 10: Test-time compute vs accuracy on BIRD dev set. The upper bound represents the theoretical maximum performance achievable with perfect selection, while the test accuracy shows our model’s actual performance using PRM@n selection.

Test-time scaling has been verified as an effective approach for improving reasoning capabilities across various tasks. In this section, we examine how our framework responds to increased test-time compute resources.

Figure 10 illustrates the relationship between test-time compute (represented on a \log_2 scale of sample numbers) and accuracy on the BIRD development set. The results demonstrate a clear scaling pattern where performance improves as more computational resources are allocated during inference. The upper bound (Pass@n) shows a nearly linear growth as test-time compute increases, climbing from 58% at the lowest compute level to 77% at the highest compute level. Here, Pass@n represents the probability that at least one of the n generated samples contains the correct answer, effectively measuring the model’s capability ceiling when allowed multiple solution attempts.

Our PRM@n accuracy follows a similar upward trajectory, starting at 58.1% with only one sample and reaching 68.9% with 32 samples. However, we observe that the gap between the theoretical upper bound and the actual PRM@n performance gradually widens as compute increases. At lower compute levels, our model’s performance closely tracks the upper bound, but this divergence at higher compute levels suggests untapped potential for further improvement. This widening gap indicates that while our approach effectively leverages additional test-time compute, there remains significant headroom for enhancement through additional training or refinement of our selection mechanism. The consistent scaling behavior confirms that our framework can benefit from test-time compute scaling strategies, aligning with findings from other reasoning tasks in the literature.

C Limitations

Despite the promising results demonstrated by our approach, we acknowledge several limitations that present opportunities for future research:

Computational Overhead in GRPO Training. Our GRPO training methodology requires online execution of SQL queries generated by the evolving policy. This introduces substantial computational overhead compared to offline methods, as each generated SQL must be validated against the database during training. The need for real-time execution significantly extends training time and resource requirements, potentially limiting scalability to larger datasets or more complex database environments.

Distribution Shift Between Policy and Reward Model. During online training, the policy model continuously updates, potentially causing its output distribution to drift away from the distribution on which the reward model was trained. This distribution shift can lead to suboptimal reward signals as training progresses. Developing robust, adaptable reward models that can effectively evaluate evolving policies without requiring frequent retraining is a significant challenge. Future work could explore methods for dynamically updating reward models or designing more distribution-invariant evaluation mechanisms.

These limitations highlight important directions for future research in process-supervised SQL generation. Addressing these challenges could further enhance the practical applicability of our approach in real-world database environments and complex query scenarios.