

Detecting Spelling and Grammatical Anomalies in Russian Poetry Texts

Ilya Koziev
SalutDevices

Correspondence: inkoziev@gmail.com

Abstract

The quality of natural language texts in fine-tuning datasets plays a critical role in the performance of generative models, particularly in computational creativity tasks such as poem or song lyric generation. Fluency defects in generated poems significantly reduce their value. However, training texts are often sourced from internet-based platforms without stringent quality control, posing a challenge for data engineers to manage defect levels effectively.

To address this issue, we propose the use of automated linguistic anomaly detection to identify and filter out low-quality texts from training datasets for creative models. In this paper, we present a comprehensive comparison of unsupervised and supervised text anomaly detection approaches, utilizing both synthetic and human-labeled datasets. We also introduce the RUPOR dataset, a collection of Russian-language human-labeled poems designed for cross-sentence grammatical error detection, and provide the full evaluation code. Our work aims to empower the community with tools and insights to improve the quality of training datasets for generative models in creative domains.

1 Introduction

The development of systems for automatic poem and song lyric generation involves addressing two critical challenges.

First, training transformer-based language models, which are widely used in computational creativity nowadays, requires large-scale datasets. The linguistic quality of these datasets significantly impacts the performance of downstream creative tasks. Manual data cleaning is prohibitively expensive, necessitating efficient and scalable algorithms for detecting defective samples.

Second, generative poetry models are subject to additional constraints, such as adherence to poetic meter and rhyme, alongside requirements for

coherence and meaningfulness. These constraints often introduce spelling and grammatical errors in generated poems. Such errors can be eliminated using a ranker based on approaches similar to those employed for dataset cleaning.

In this paper, we address the problem of detecting linguistic defects in Russian poem texts, both in training datasets for large language models and in poems generated by these models. The unique characteristics of poetic texts, such as their stylistic and structural features, make it challenging to directly apply models and algorithms developed for other domains. This domain shift often leads to a degradation in performance, as detailed in Section 3.

Our contributions are as follows:

- **The RUPOR Dataset:** A novel, human-labeled dataset for grammatical error detection, correction, and spellchecking in Russian poetry and prose. To the best of our knowledge, this is the first dataset specifically designed for the Russian poetry domain. Its size and diversity make it well-suited for evaluating grammatical error detection models and spell checkers under domain shift conditions. The dataset is described in Section 4.1.
- **Synthetic_GED:** An additional dataset with rule-based distortions, designed to simulate various types of linguistic defects in natural Russian-language texts. This dataset is detailed in Section 4.2.
- **Comprehensive Evaluation:** A systematic comparison of different approaches for detecting linguistic defects in Russian-language texts. Specifically, we demonstrate that:
 1. Perplexity is not a reliable indicator of linguistic anomalies in poetry.

2. Outlier detection approaches failed to achieve performance exceeding the random-guess baseline.
3. Supervised classification methods trained on synthetic data achieve moderate to strong detection performance.
4. Language models pretrained extensively on Russian-language data achieve higher classification performance than modern multilingual models, even those with larger capacities.

These results are discussed in Section 5.

2 Related work

In automatic poetry generation systems, grammaticality assessment has long been an integral part of the final evaluation of generated poems and songs. [Manurung \(2003\)](#) argue that the properties of well-formed poetry are poeticness, grammatically, and meaningfulness. Grammatical quality assessment can be performed by humans or by using algorithms and auxiliary language models.

Human assessment of grammaticality is described in [Røstvold and Gambäck \(2020\)](#); [Agarwal and Kann \(2020\)](#); [Ram et al. \(2021\)](#). Human involvement in this process makes it extremely expensive, poorly scalable, and in some cases raises questions of reproducibility ([Lau et al., 2017](#)).

Automatic assessment of grammaticality comes down to either calculating the probabilistic properties of the text, in particular perplexity, or through the use of auxiliary language models finetuned for this task.

Utilization of text probability or perplexity are described in [Hu et al. \(2024\)](#); [Zhang et al. \(2023\)](#); [Zugarini et al. \(2019\)](#); [Yi et al. \(2018\)](#); [Che et al. \(2017\)](#); [Yan \(2016\)](#). However, the perplexity can be an unreliable basis, as noted by [Wang et al. \(2022b\)](#); [Kuribayashi et al. \(2021\)](#). Moreover, low perplexity may be characteristic of boring texts, which, in the case of poetry, may mean a decrease in the perceived quality and value of these texts. We will make an independent assessment of the applicability of perplexity as a criterion of grammaticality in Section 5.1.

Using a separate finetuned model to assess the grammaticality of text in generative poetry systems is less popular. [Zhao and Lee \(2022\)](#) train and then use a separate model, which they call text-fluency-checker. For training, they use a synthetic dataset where the examples of normal texts

(positive samples) are extracted from the classical Chinese poems’ dataset, and to obtain texts with defects, they apply rules that introduce distortions into the texts of positive samples. [Zhu and Bhat \(2020\)](#) propose to automatically evaluate the generative poetry using a BERT-based model to evaluate the linguistic quality of the generated text based on several criteria including grammaticality.

The task of detecting and correcting grammatical errors is also widely studied outside the poetic domain. Approaches used to solve these problems include sentence acceptability judgments using LLM prompting ([Dentella et al., 2024](#); [Hu and Levy, 2023](#)), analysis of internal text representations of encoder models ([Li et al., 2021](#)), topological analysis of attention maps ([Cherniavskii et al., 2022](#)), outlier detection ([Xu et al., 2023](#)), token-level probabilistic properties of texts ([Graliński et al., 2024](#)), and ready-to-use libraries ([Chen et al., 2024](#)). Most grammatical error correction (GEC) approaches focus on isolated sentences; however, the cross-sentence GEC task, as studied by [Chollampatt et al. \(2019\)](#) and [Wang et al. \(2022a\)](#), is particularly relevant for detecting grammatical errors in poetry texts lacking clear sentence boundaries.

For a number of languages, datasets and benchmarks have been created ([Warstadt et al., 2020](#); [Du et al., 2023](#); [Rothe et al., 2021](#); [Juzek, 2024](#)) that can be used for training and/or evaluation of GED models. Collecting and annotating data for the GED remains a labor-intensive task for annotators, so it is common practice to generate synthetic data with distortions that mimic errors in real texts ([Martynov et al., 2024](#); [Ye et al., 2023](#); [Kiyono et al., 2019](#)).

3 Problem Definition and Task Description

When addressing grammatical error detection in poetic texts, it is crucial to account for unique linguistic and structural characteristics of poetry. The following outlines key challenges that must be addressed to mitigate the effects of domain shift when applying general-purpose NLP tools to poetry.

- Segmentation of the poem text into sentences is often impossible or hard to be performed by prose-oriented NLP tools. Line boundaries in poems do not always correspond to syntagma boundaries, for example due to the phenomenon of enjambment ([Baldick, 1994](#), Page 79). More natural is division into stan-

zas (Baldick, 1994, Page 242), but even such structural units in rare cases are not appropriate. The ultimate solution to this problem through the processing of full poem texts may be unacceptable due to the limitations on the LM context length.

- Neologisms, occasionalisms (Baldick, 1994, Page 169), slang ¹, active formation of compound words, the use of productive prefixes and suffixes complicate the applicability of n-gram probabilistic language models. In extreme cases (Carroll, 2001), a poem may consist almost entirely of words invented by the author and still be completely grammatical.
- The poetic tradition pushes the boundaries of what is acceptable from a grammatical point of view. As an example, the word order in poetry differs greatly from the norm in ordinary texts. For the Russian language poetry, one can distinguish such systematic deviations as the inversion of the adjective-noun order in Noun Phrase, various non-projective dependencies, and so on.
- The poetic domain is characterized by a great diversity of genres and forms, with their own unique features in terms of the grammatical and lexical means used. This diversity complicates the definition of the boundaries of the norm and creates the risk of false detection of defects for texts with authorial innovations, unusual epithets or metaphors – see *zaum* ² and *pirozhenki* ³ as the examples.

Given the above, it is evident that machine learning approaches relying solely on statistical patterns derived from prose may struggle to generalize effectively to the poetry domain. This observation underscores two critical implications: (1) the inclusion of labeled poetry data in training datasets is essential, and (2) labeled poetry data is indispensable for evaluating the performance of grammatical error detection models.

It is important to note that linguistic defects in poetic texts may either be irreparable or their correction could result in undesirable degradation of

poetic qualities, particularly the distortion of meter and rhyme. Consequently, the optimal strategy may involve excluding such defective texts from the training set rather than attempting to correct them. In such cases, instead of applying per-token defect annotation and correction, it is both sufficient and preferable to classify the entire text as either defective or normal.

The last thing to consider when solving this problem is the need to process a very large amount of data required to train modern language models with transformer architecture. Thus, the resource intensity or expensiveness of the approach may limit its applicability in data engineering practice.

4 Data

The dataset used in this study consists of a combination of natural and synthetic samples in Russian and English, covering multiple domains, including Russian poetry and short text fragments from diverse sources. The majority of the data is in Russian, with English-language samples included to facilitate cross-evaluation of approaches, given the significant differences in morphology and syntax between the two languages.

For the Russian language, the data is sourced from publicly available datasets (described in Section 4.3) as well as several previously unpublished datasets (detailed in Sections 4.1 and 4.2).

The combined dataset has the following key features:

- The RUPOR poems (Section 4.1) are included **only** in the test split and are not used in fine-tuning or fitting statistical models for unsupervised methods.
- The training split primarily consists of samples with artificial distortions (Section 4.2), supplemented by a small portion of hand-labeled data from third-party datasets (Section 4.3). Total number of samples in this split is 1897999.

This dataset composition ensures that all compared approaches are evaluated under strict domain shift conditions, providing a robust test of their generalizability and adaptability.

4.1 RUPOR

RUPOR (RUssian Poetry Orthographic Reference) is a human-labeled dataset for spell checking, grammatical error detection and

¹<https://genius.com/albums/Rap-genius/Rap-genius-slang-dictionary>

²<https://library.fiveable.me/key-terms/world-literature-ii/zaum>

³https://pikabu.ru/story/likbez_po_mikropoyezii_pirozhki_poroshki_i_prochee_6881355

correction in Russian-language poems and short prose texts. None of these samples are duplicated in other open-sourced Russian-language datasets mentioned in Section 4.3. The novelty and utility of the data in the RUPOR dataset are determined by the following factors:

- A significant difference in the lexicon and the presence of a large amount of new 2- and 3-grams compared to third-party datasets. See relevant lexicographic analysis results in Section A.3.
- Differences in the data format: poems in RUPOR poetry are presented as stanzas and groups of stanzas, while in RUPOR prose a lot of data is presented as several sentences. For third-party datasets, the data is usually the isolated sentences.
- The syntax and rhetorical devices in RUPOR poetry are very different from those typically presented in third-party datasets.

Each sample in the RUPOR dataset is a pair of 1) corrupted (or linguistically unacceptable) text and 2) fixed or correct one. In some cases one of the text in a pair can be missing. Corrupted text is missing for poems that does not contain any defects. Fixed text is missing when correction is not feasible. Statistics of these sample types is shown in Table 1.

Sample type	Num. of samples	
	poetry	prose
corrupted+fixed	5133	9133
corrupted only	3069	474
correct only	3971	5714
Total:	12173	15321

Table 1: The RUPOR dataset sample types.

The following defects were considered by assessors when labeling the poem texts:

- *Grammar*: Issues include incorrect grammatical forms of words, such as errors in subject-predicate agreement, adjective-noun agreement, misuse of prepositions, and improper construction of grammatical analytical forms involving auxiliary verbs, among other grammar-related problems.

- *Linguistic acceptability*: Issues include word repetition, pleonasm (Alexandrova, 2014, Page 57), grammatical gender inconsistency, and similar problems.
- *Tokenization*: Errors such as multiple words merged into one or a single word incorrectly split into multiple tokens.
- *Punctuation*: Missing or unnecessary commas, periods, or other punctuation marks.
- *Misspelling*: Incorrectly spelled words.

The token-level locations of the above defects are not marked in the samples, as this would have complicated the dataset construction process and possibly limited the quality of the marking - see the relevant arguments in Sakaguchi et al. (2016).

The following issues were not considered defects in poems:

- Illiterate speech, intentionally introduced into the text by the author.
- Broken poetic meter, poor or missing rhymes.
- Use of hyphen symbol instead of dash.
- Improper lower/upper casing.
- Inappropriate language.
- Inconsistency of Cyrillic letters ё⁴ and е⁵ usage.

4.2 Synthetic Data

The **synthetic_GED** dataset comprises approximately 1 million samples and is designed for training text anomaly detection models. The creation of this large-scale synthetic dataset is motivated by the scarcity of manually labeled data, particularly in the domain of poetry. Each sample in the dataset consists of an original text (e.g. a poem stanza) and its distorted version. The distortions are generated using a combination of handcrafted rules and statistical substitutions of words and collocations. A comprehensive overview of the dataset, including its generation process, is provided in Appendix A.2.

⁴pronounced as "yo"

⁵pronounced as "ye"

4.3 Third-party Datasets

Third-party datasets are as follows:

RLC-Crowd dataset⁶: 10000 pairs from the Russian Learner Corpus (RLC) corrected by users of the Toloka crowd-sourcing platform. We decided not to use the second dataset from the rlc-annotated repo⁷ due to serious quality issues found during analysis of its data.

RuCoLa⁸: Russian Corpus of Linguistic Acceptability, 13000 sentences labeled as linguistically acceptable or not.

SAGE⁹: four datasets from Russian Spellcheck Punctuation Benchmark (Martynov et al., 2023), each contains the pairs of defective and corrected sentences in Russian language.

Non-Russian samples come from the following sources:

Corpus of Linguistic Acceptability¹⁰: 9594 English sentences labeled as acceptable/non acceptable.

JFLEG (Napoles et al., 2017): an English grammatical error correction corpus containing defective sentences and corrections for them. All samples from JFLEG are included in test split.

MultiGED-2023 (Volodina et al., 2023): training data from Shared task on Multilingual Grammatical Error Detection.

Multilingual Grammar Error Correction¹¹ dataset: synthetic data for sentence-level grammatical error correction (GEC) in several languages. We import English-language samples only.

Several other GEC datasets for English are available but were excluded to prevent overloading the dataset. For a comprehensive overview of existing GEC datasets, we refer readers to Bryant et al. (2023). Additionally, we excluded the BLiMP (Warstadt et al., 2020) and RuBLiMP (Taktasheva et al., 2024) datasets, as they contain artificially constructed corruptions, whereas our focus is on naturally occurring human errors.

⁶<https://github.com/Russian-Learner-Corpus/rlc-crowd>

⁷<https://github.com/Russian-Learner-Corpus/rlc-annotated>

⁸<https://huggingface.co/datasets/RussianNLP/rucola>

⁹https://huggingface.co/datasets/ai-forever/spellcheck_punctuation_benchmark

¹⁰<https://nyu-ml.github.io/CoLA/>

¹¹<https://huggingface.co/datasets/juancavallotti/multilingual-gec>

5 Evaluation of Anomaly Detection Approaches

In this section, we describe the evaluation setups and metrics for several Text Anomaly Detection (TAD) and Grammatical Error Detection (GED) approaches. We also present an analysis of the results and discuss their practical implications. In all experiments, the model or algorithm was tasked with identifying whether a text contained at least one linguistic defect from those listed in Section 3. We used the $F_{0.5}$ score as the evaluation metric because it prioritizes precision over recall – a critical requirement for our task (Ng et al., 2014). To ensure a balanced evaluation, the distribution of the label=0 and label=1 classes in the evaluation set was adjusted via undersampling so that the number of samples for each class was equal within each domain.

The $F_{0.5}$ score is calculated using the following formula:

$$F_{0.5} = 1.25 \frac{Prec \cdot Recall}{0.25 \cdot Prec + Recall} \quad (1)$$

where Prec and Recall denote precision and recall, respectively.

To establish a baseline performance, consider the case where a classifier predicts $y = 1$ for all samples. In this scenario, precision $Prec = 0.5$ and recall $Recall = 1.0$, yielding the maximum performance score for a random-guess classifier:

$$F_{0.5} = 1.25 \frac{0.5 \cdot 1.0}{0.25 \cdot 0.5 + 1.0} \approx 0.56 \quad (2)$$

5.1 Perplexity

Perplexity is often used as a mean to assess the quality of generative poetry models (Yi et al., 2018; Yan, 2016; Che et al., 2017; Zugarini et al., 2019; Zhang et al., 2023; Hu et al., 2024) due to the simplicity of calculation and the lack of need to somehow finetune the language model. However, there is evidence that perplexity is not a reliable metric for detecting defects and anomalies in text (Wang et al., 2022b; Kuribayashi et al., 2021). To investigate this further, we computed the perplexity scores using the Qwen2.5-3B model¹² for both corrupted and corrected texts. The results, presented in Table 2, reveal significant variability in perplexity scores, which limits the utility of absolute perplexity as a criterion for distinguishing between correct

¹²<https://huggingface.co/Qwen/Qwen2.5-3B>

and defective texts, even within a single domain. A visual illustration of this issue in the context of poetry is provided in Appendix A.4.

The obtained p-values of the Kolmogorov-Smirnov test (the column captioned *ks test p-value*) show that the null hypothesis about the coincidence of perplexity distributions for damaged and corrected texts can be rejected with a high level of significance. Thus, LM distinguishes these texts well.

The arithmetic mean of perplexity for corrupted texts ($ppl_{corrupted}$) is greater than for corrected texts (ppl_{fixed}) among almost all datasets. This result is expected and is fully consistent with the definition of perplexity. But there are a significant number of samples (up to 13% in case of RUPOR poetry) when perplexity **increases** after correcting defects, that is, $\Delta_{ppl} < 0$. One of the reasons for this result may be an influence of the token sequence length on the calculated perplexity, especially in the case of relatively short texts. The Figure 1 visually confirms that such an influence does take place. The corresponding values of the Pearson’s correlation coefficient are given in the Table 3. They show that the correlation is weak, but should not be ignored.

To validate this hypothesis further, we separately calculated Δ_{ppl} for cases where 1) the length of the defective and corrected texts is the same, 2) the corrected text is longer, 3) the corrected text is shorter. In all cases, the length was calculated as the number of tokens returned by the tokenizer of the LM used. The results are shown in Table 4. It is evident that an abnormal change in perplexity during text correction is observed if correction increases the length of the text: see the column $\delta_{numtok} > 0$, $\Delta_{ppl} > 0$.

All these results above can be summarized as follows. Using LM perplexity to detect poems with linguistic anomalies should be done with great caution taking into account, in particular, the factor of text length.

In addition to perplexity, several token-level metrics can be derived from the distribution of LLM token logits, such as token probability, token rank, and entropy. These metrics have been used to identify anomalies in text (Cha and Lee, 2024; Graliński et al., 2024). However, as shown in Appendix A.5, their effectiveness in detecting defects is limited, at least for Russian-language poetry.

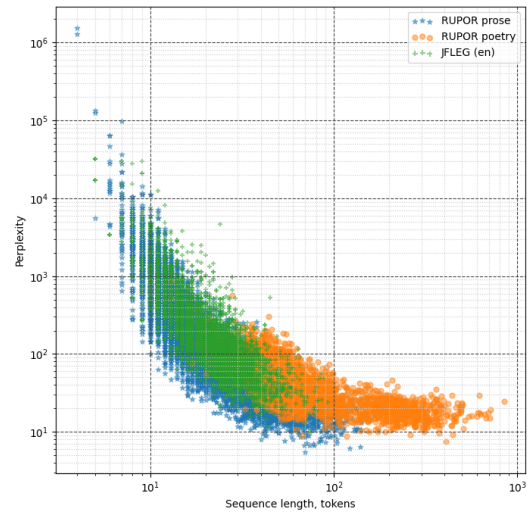


Figure 1: Relationship between perplexity and token sequence length, illustrating how perplexity varies as the sequence length increases.

5.2 Outliers Detection

The outlier detection methods are based on the assumption that we have a corpus of normal texts for which statistical model is constructed. Detecting anomalies involves evaluating how much a given text deviates from the permissible variations derived from this model.

For this task, we utilized the RuRoberta-large encoder model ¹³ (355M parameters) to generate 1024-dimensional text embeddings. The embedding vector was computed by averaging the contextual embeddings of the text tokens, excluding the special tokens `<cls>` and `</s>`. We employed outlier detection algorithms from the PYOD library (Chen et al., 2024) to classify texts as inliers ($y = 0$) or an outlier ($y = 1$) based on their embedding vectors. All PYOD models were trained on 10,000 Russian-language samples from the training split described in Section 4 and evaluated on 10,000 samples from the RUPOR dataset. Given the ground truth labels indicating whether a text is corrupted or correct, we compute the $F_{0.5}$ score. The evaluation results presented in Table 5 show that no anomaly detection algorithm in this setting was able to surpass the random classification bound.

¹³<https://huggingface.co/ai-forever/ruRoberta-large>

Domain	corrupted texts		fixed texts		share of samples		KS test p-value
	\overline{ppl}	σ	\overline{ppl}	σ	$\Delta_{ppl}>0$	$\Delta_{ppl}<0$	
RUPOR poetry	59.5	42.6	49.5	33.3	0.85	0.12	4.4e-37
RUPOR prose	982.9	8103.2	795.5	21234.4	0.82	0.16	3.1e-33
synthetic_GED	862.6	9955.8	617.4	12210.3	0.96	0.03	0.0e+00
rlc-toloka (ru)	227.9	608.3	119.6	409.8	0.91	0.07	3.9e-178
SAGE RUSpellRU	334.5	1376.8	91.8	209.5	0.96	0.04	1.9e-164
SAGE MultidomainGold	366.4	5081.6	149.7	923.8	0.88	0.1	7.5e-39
JFLEG (en)	903.2	3817.9	432.8	1631.2	0.85	0.13	1.8e-92

Table 2: Differences in perplexity scores between correct and corrupted texts. $\Delta_{ppl} = ppl_{corrupted} - ppl_{fixed}$, ppl stands for perplexity, σ is standard deviation, kstest is Kolmogorov-Smirnov test for $\{ppl_{corrupted}\}$ and $\{ppl_{fixed}\}$.

Domain	ρ	p-value
RUPOR poetry	-0.36	1.4e-150
RUPOR prose	-0.034	0.0013
JFLEG (en)	-0.244	2.3e-70

Table 3: Person’s correlation coefficient ρ between perplexity and token sequence length.

5.3 Zero-shot Detection of Linguistic Anomalies with LLMs

Leveraging a variety of high-quality, instruction-tuned open LLMs, we evaluate their effectiveness in detecting grammatical anomalies in a zero-shot prompting (Brown et al., 2020) setting. For the experiment, we took models with a capacity from 3B to 20B. Limitations on computing resources did not allow us to test the performance for more capacious models.

The models are given a prompt (translated from Russian) of the following form:

Analyze the grammar and spelling of the text below. If the text contains any grammatical or spelling errors, list them. Otherwise, return "no errors."

The text being checked is added to this prompt, the result is substituted into the chat template of the instructional model.

Additionally, we evaluated Yandex Speller¹⁴ using a Python wrapper¹⁵: if the web service suggests corrections, the text is considered anomalous. Due to limitations on the allowed number of requests per day for Yandex Speller API, we limited ourselves to testing all models and APIs on 1000 samples per domain. To estimate confidence in-

tervals for all models at a 95% confidence level, we employed the bootstrap resampling with 1000 repetitions.

The evaluation results in Table 6 demonstrate the poor performance of this approach, which may be attributed to suboptimal prompt design. However, even for very large language models, comparable limitations have been reported in similar studies (Dentella et al., 2024), highlighting inherent challenges in zero-shot anomaly detection tasks. The results for other test data are available in Appendix A.6.

5.4 LLM-Based Supervised Text-Level Detection of Linguistic Anomalies

Detecting linguistically anomalous text can be formulated as a binary classification task. To address this, we fine-tuned several pre-trained language models on the training split of the combined dataset described in Section 4 and evaluated their performance on the RUPOR and third-party datasets.

We selected the following transformer models pre-trained on Russian corpora:

- FRED-T5-1.7B²⁰ (an encoder-decoder architecture),
- ruRoberta-large (an encoder-only architecture), and
- rugpt3medium²¹ (a decoder-only architecture).

Additionally, we included the Qwen2.5-3B model as a representative of modern multilingual decoder

¹⁴<https://yandex.ru/dev/speller>

¹⁵<https://github.com/oriontvv/pyaspeller>

²⁰<https://huggingface.co/ai-forever/FRED-T5-1.7B>

²¹https://huggingface.co/ai-forever/rugpt3medium_based_on_gpt2

Domain	Share of samples					
	$\delta_{numtok}=0$		$\delta_{numtok}>0$		$\delta_{numtok}<0$	
	$\Delta_{ppl}>0$	$\Delta_{ppl}<0$	$\Delta_{ppl}>0$	$\Delta_{ppl}<0$	$\Delta_{ppl}>0$	$\Delta_{ppl}<0$
RUPOR poetry	0.3	0.02	0.29	0.1	0.26	0.0
RUPOR prose	0.35	0.02	0.22	0.14	0.25	0.0
synthetic_GED	0.12	0.0	0.41	0.03	0.44	0.0
rlc-toloka (ru)	0.34	0.01	0.3	0.06	0.27	0.0
SAGE RUSpellRU	0.13	0.01	0.15	0.03	0.67	0.0
SAGE MultidomainGold	0.22	0.03	0.27	0.06	0.39	0.02
JFLEG (en)	0.2	0.02	0.35	0.11	0.3	0.0

Table 4: Perplexity change Δ_{ppl} with respect to text length difference δ_{numtok} . $\Delta_{ppl} = ppl_{corrupted} - ppl_{fixed}$, $\delta_{numtok} = \text{numtokens(fixed)} - \text{numtokens(corrupted)}$

Algorithm	$F_{0.5}$
KPCA	0.56
Kernel Density Functions (KDE)	0.56
Deep Isolation Forest (DIF)	0.50
Angle-based Outlier Detector (ABOD)	0.47
One-class SVM (OCSVM)	0.44

Table 5: Results of evaluating PYOD outlier detection algorithms on the RUPOR poetry samples using RuRoberta-large embeddings. Top-5 scores are shown.

Model/Service	RUPOR poetry	
	$\overline{F_{0.5}}$	95% CI
YandexSpeller	0.77	0.73, 0.80
GigaChat-20B-instruct ¹⁶	0.57	0.52, 0.61
T-lite-it-1.0 ¹⁷	0.58	0.55, 0.61
Qwen2.5-3B-Instruct ¹⁸	0.39	0.33, 0.45
Mistral-7B-Instruct ¹⁹	0.55	0.52, 0.58

Table 6: Mean $F_{0.5}$ scores, confidence interval (CI) lower and upper bounds for spellcheckers and zero-shot instruction-tuned LLMs on corrupted poem detection. CIs were calculated using bootstrap resampling with 1,000 iterations.

models. Due to computational resource constraints, we limited our experiments to models with 3 billion parameters.

For fine-tuning, we employed both full supervised fine-tuning and parameter-efficient LoRa techniques. To ensure the robustness of our results, each foundation model was fine-tuned and evaluated three times with shuffled training data. This allowed us to compute 95% confidence intervals for the $F_{0.5}$ scores. The evaluation metrics are summarized in Table 7.

A comprehensive description of the experimental setup, along with the complete evaluation results, is provided in Appendix A.7.

Foundation LM	RUPOR poetry	
	$\overline{F_{0.5}}$	95% CI
FRED-T5-1.7B	0.863	0.857, 0.870
ruRoberta-large	0.802	0.787, 0.818
Qwen2.5-3B	0.810	0.804, 0.816
Qwen2.5-3B LoRa	0.749	0.710, 0.789
rugpt3medium	0.615	0.535, 0.694

Table 7: Evaluation results for supervised binary classifiers on the RUPOR corrupted poem detection. Confidence intervals (CI) are calculated at a 95% confidence level with a t-value of 4.3.

Based on these results, supervised binary classifiers represent the only practical solution for the task of grammatical error detection in Russian-language texts.

6 Conclusion

In this paper, we introduced the RUPOR dataset, a novel resource comprising over 12,000 labeled fragments of contemporary Russian poetry, designed for detecting various forms of syntactic and lexical anomalies. Using this dataset, we evaluated the performance of multiple models and algorithms in identifying linguistic irregularities. Our results highlight the dataset’s utility for research in both Russian-language generative poetry and broader linguistic error detection tasks.

Limitations

This study has several limitations, which we outline below.

Dataset Collection and Labeling Challenges: Collecting and annotating datasets for spellchecking, grammatical error detection, and correction tasks is highly labor-intensive. The complexity of identifying diverse defect types—such as punctuation, spelling, grammar, and pragmatics—may influence the distribution of defect examples in the dataset and the accuracy of their labeling. The extent of this impact warrants further investigation in future work.

Rare anomalies: The frequencies of different types of linguistic defects in real texts vary greatly. Some defect types may be underrepresented in the model evaluation due to this implicit imbalance.

Potential Biases in Data Sources: The defective texts in the RUPOR dataset were collected from various sources, which may introduce biases. These biases could affect the assessment of generalization capabilities of models. For example, the mistakes made by foreigners learning Russian may systematically differ from the mistakes made by native speakers in different contexts.

Extrapolation to larger LLMs: Due to resource constraints, we were unable to perform experiments with language models larger than 7 billion parameters. However, the observed increase in performance metrics with larger model capacities among the tested models suggests that further improvements could be achieved by utilizing larger-scale models.

Synthetic dataset quality: A limitation of the supervised approach is its reliance on synthetic datasets for training. The effectiveness of the evaluation is inherently tied to how accurately the synthetic text distortions replicate real-world defects, both within the evaluation dataset and in unseen data. To address this, future work should include systematic ablation studies to identify the optimal share of synthetic samples generated by different rules and edit statistic based algorithms, ensuring better generalization to real-world scenarios.

Limitations of Proprietary Spellcheckers and Chatbots: In this study, we did not evaluate the performance of proprietary spellcheckers and chatbots in detecting defective text using zero-shot prompting via their APIs except for YandexSpeller. This

omission is primarily due to the significant effort required to carefully design and optimize prompt formats for each individual system, which is both labor-intensive and time-consuming. Despite this limitation, we acknowledge that such an evaluation could yield valuable insights, given the remarkable progress these systems have demonstrated in a wide range of text processing tasks. Future work could address this gap by systematically exploring the capabilities of proprietary systems in defective text detection.

Ethical Consideration

Content Sensitivity: We did not filter the collected samples for offensive content, which may include text that could offend religious, political, or ethical sensibilities. This limitation highlights the need for careful content moderation in practical applications.

False Positives: A grammatical anomaly detection model that produces false positives may systematically bias the composition of a dataset when used for cleaning training data. Specifically, certain genres or topics could be disproportionately excluded due to erroneous classification as grammatically anomalous. Similarly, in generative poetry systems, false positives may adversely affect the ranking of generated texts, leading to the prioritization of less creative or linguistically diverse outputs. This underscores the importance of minimizing false positives to ensure fair and representative data curation and evaluation.

AI-assistants Help. This paper was proofread and improved using the DeepSeek assistant to correct grammatical, spelling, and stylistic errors, as well as to enhance readability. As a result, certain portions of the text may be flagged as AI-generated, AI-edited, or human-AI co-authored by detection tools. However, all ideas, research, and contributions remain entirely our own.

References

- Rajat Agarwal and Katharina Kann. 2020. [Acrostic poem generation](#). In *Proceedings of the 2020 Conference on Empirical Methods in Natural Language Processing (EMNLP)*, pages 1230–1240. Association for Computational Linguistics.
- Irina Borisovna Alexandrova. 2014. *Uchebnyi slovar' po leksikologii*. MediaMir, Moscow.

- Chris Baldick. 1994. The concise oxford dictionary of literary terms. *International Journal of lexicography*, 7(4):352–354.
- Tom Brown, Benjamin Mann, Nick Ryder, Melanie Subbiah, Jared D Kaplan, Prafulla Dhariwal, Arvind Neelakantan, Pranav Shyam, Girish Sastry, Amanda Askell, et al. 2020. Language models are few-shot learners. *Advances in neural information processing systems*, 33:1877–1901.
- Christopher Bryant, Zheng Yuan, Muhammad Reza Qorib, Hannan Cao, Hwee Tou Ng, and Ted Briscoe. 2023. [Grammatical error correction: A survey of the state of the art](#). *Computational Linguistics*, pages 643–701.
- Lewis Carroll. 2001. *Jabberwocky and other poems*. Courier Corporation.
- Taehun Cha and Donghun Lee. 2024. Pre-trained language models return distinguishable probability distributions to unfaithfully hallucinated texts. *arXiv preprint arXiv:2409.16658*.
- Tong Che, Yanran Li, Ruixiang Zhang, R. Devon Hjelm, Wenjie Li, Yangqiu Song, and Yoshua Bengio. 2017. Maximum-likelihood augmented discrete generative adversarial networks. *arXiv preprint arXiv:1702.07983*.
- Sihan Chen, Zhuangzhuang Qian, Wingchun Siu, Xingcan Hu, Jiaqi Li, Shawn Li, Yuehan Qin, Tiankai Yang, Zhuo Xiao, Wanghao Ye, Yichi Zhang, Yushun Dong, and Yue Zhao. 2024. Pyod 2: A python library for outlier detection with llm-powered model selection. *arXiv preprint arXiv:2412.12154*.
- Daniil Cherniavskii, Eduard Tulchinskii, Vladislav Mikhailov, Irina Proskurina, Laida Kushnareva, Ekaterina Artemova, Serguei Barannikov, Irina Piontkovskaya, Dmitri Piontkovski, and Evgeny Burnaev. 2022. [Acceptability judgements via examining the topology of attention maps](#). In *Findings of the Association for Computational Linguistics: EMNLP 2022*, pages 88–107, Abu Dhabi, United Arab Emirates. Association for Computational Linguistics.
- Shamil Chollampatt, Weiqi Wang, and Hwee Tou Ng. 2019. [Cross-sentence grammatical error correction](#). In *Proceedings of the 57th Annual Meeting of the Association for Computational Linguistics*, pages 435–445, Florence, Italy. Association for Computational Linguistics.
- Vittoria Dentella, Fritz Günther, Elliot Murphy, Gary Marcus, and Evelina Leivada. 2024. Testing ai on language comprehension tasks reveals insensitivity to underlying meaning. *Scientific Reports*, 14(1):28083.
- Hanyue Du, Yike Zhao, Qingyuan Tian, Jiani Wang, Lei Wang, Yunshi Lan, and Xuesong Lu. 2023. [Flagecc: A chinese grammatical error correction dataset with fine-grained linguistic annotation](#). In *Proceedings of the 32nd ACM International Conference on Information and Knowledge Management, CIKM ’23*, page 5321–5325, New York, NY, USA. Association for Computing Machinery.
- Filip Graliński, Ryszard Staruch, and Krzysztof Jurkiewicz. 2024. Oddballness: universal anomaly detection with language models. *arXiv preprint arXiv:2409.03046*.
- Jennifer Hu and Roger Levy. 2023. Prompting is not a substitute for probability measurements in large language models. *arXiv preprint arXiv:2305.13264*.
- Zhiyuan Hu, Chumin Liu, Yue Feng, Anh Tuan Luu, and Bryan Hooi. 2024. [PoetryDiffusion: Towards joint semantic and metrical manipulation in poetry generation](#). In *Proceedings of the AAAI Conference on Artificial Intelligence*, volume 38, pages 18279–18288.
- Tom S Juzek. 2024. The syntactic acceptability dataset (preview): A resource for machine learning and linguistic analysis of english. In *Proceedings of the 2024 Joint International Conference on Computational Linguistics, Language Resources and Evaluation (LREC-COLING 2024)*, pages 16113–16120.
- Shun Kiyono, Jun Suzuki, Masato Mita, Tomoya Mizumoto, and Kentaro Inui. 2019. [An empirical study of incorporating pseudo data into grammatical error correction](#). In *Proceedings of the 2019 Conference on Empirical Methods in Natural Language Processing and the 9th International Joint Conference on Natural Language Processing (EMNLP-IJCNLP)*, pages 1236–1242, Hong Kong, China. Association for Computational Linguistics.
- Tatsuki Kuribayashi, Yohei Oseki, Takumi Ito, Ryo Yoshida, Masayuki Asahara, and Kentaro Inui. 2021. [Lower perplexity is not always human-like](#). In *Proceedings of the 59th Annual Meeting of the Association for Computational Linguistics and the 11th International Joint Conference on Natural Language Processing (Volume 1: Long Papers)*, pages 5203–5217, Online. Association for Computational Linguistics.
- Jey Han Lau, Alexander Clark, and Shalom Lappin. 2017. Grammaticality, acceptability, and probability: A probabilistic view of linguistic knowledge. *Cognitive science*, 41(5):1202–1241.
- Bai Li, Zining Zhu, Guillaume Thomas, Yang Xu, and Frank Rudzicz. 2021. How is bert surprised? layer-wise detection of linguistic anomalies. *arXiv preprint arXiv:2105.07452*.
- Hisar Maruli Manurung. 2003. [An evolutionary algorithm approach to poetry generation](#). Ph.D. thesis.
- Nikita Martynov, Mark Baushenko, Alexander Abramov, and Alena Fenogenova. 2023. Augmentation methods for spelling corruptions. In *Proceedings of the International Conference “Dialogue*, volume 2023.

- Nikita Martynov, Mark Baushenko, Anastasia Kozlova, Katerina Kolomeytseva, Aleksandr Abramov, and Alena Fenogenova. 2024. [A methodology for generative spelling correction via natural spelling errors emulation across multiple domains and languages](#). In *Findings of the Association for Computational Linguistics: EACL 2024*, pages 138–155, St. Julian’s, Malta. Association for Computational Linguistics.
- Courtney Napoles, Keisuke Sakaguchi, and Joel Tetreault. 2017. [JFLEG: A fluency corpus and benchmark for grammatical error correction](#). In *Proceedings of the 15th Conference of the European Chapter of the Association for Computational Linguistics: Volume 2, Short Papers*, pages 229–234, Valencia, Spain. Association for Computational Linguistics.
- Hwee Tou Ng, Siew Mei Wu, Ted Briscoe, Christian Hadiwinoto, Raymond Hendy Susanto, and Christopher Bryant. 2014. [The CoNLL-2014 shared task on grammatical error correction](#). In *Proceedings of the Eighteenth Conference on Computational Natural Language Learning: Shared Task*, pages 1–14, Baltimore, Maryland. Association for Computational Linguistics.
- Naveen Ram, Tanay Gummadi, Rahul Bhethanabotla, Richard J Savery, and Gil Weinberg. 2021. Say what? collaborative pop lyric generation using multitask transfer learning. In *Proceedings of the 9th International Conference on Human-Agent Interaction*, pages 165–173.
- Kasper Aalberg Røstvold and Björn Gambäck. 2020. [Sentimental poetry generation](#). In *Proceedings of the 17th International Conference on Natural Language Processing (ICON)*, pages 246–256, Indian Institute of Technology Patna, Patna, India. NLP Association of India (NLP AI).
- Sascha Rothe, Jonathan Mallinson, Eric Malmi, Sebastian Krause, and Aliaksei Severyn. 2021. [A simple recipe for multilingual grammatical error correction](#). In *Proceedings of the 59th Annual Meeting of the Association for Computational Linguistics and the 11th International Joint Conference on Natural Language Processing (Volume 2: Short Papers)*, pages 702–707, Online. Association for Computational Linguistics.
- Keisuke Sakaguchi, Courtney Napoles, Matt Post, and Joel Tetreault. 2016. Reassessing the goals of grammatical error correction: Fluency instead of grammaticality. *Transactions of the Association for Computational Linguistics*, 4:169–182.
- Ekaterina Taktasheva, Maxim Bazhukov, Kirill Koncha, Alena Fenogenova, Ekaterina Artemova, and Vladislav Mikhailov. 2024. [RuBLiMP: Russian benchmark of linguistic minimal pairs](#). In *Proceedings of the 2024 Conference on Empirical Methods in Natural Language Processing*, pages 9268–9299, Miami, Florida, USA. Association for Computational Linguistics.
- Elena Volodina, Christopher Bryant, Andrew Caines, Orphée De Clercq, Jennifer-Carmen Frey, Elizaveta Ershova, Alexandr Rosen, and Olga Vinogradova. 2023. [MultiGED-2023 shared task at NLP4CALL: Multilingual grammatical error detection](#). In *Proceedings of the 12th Workshop on NLP for Computer Assisted Language Learning*, pages 1–16, Tórshavn, Faroe Islands. LiU Electronic Press.
- Baoxin Wang, Xingyi Duan, Dayong Wu, Wanxiang Che, Zhigang Chen, and Guoping Hu. 2022a. Cctc: a cross-sentence chinese text correction dataset for native speakers. In *Proceedings of the 29th International Conference on Computational Linguistics*, pages 3331–3341.
- Yequan Wang, Jiawen Deng, Aixin Sun, and Xuying Meng. 2022b. Perplexity from plm is unreliable for evaluating text quality. *arXiv preprint arXiv:2210.05892*.
- Alex Warstadt, Alicia Parrish, Haokun Liu, Anhad Mohananey, Wei Peng, Sheng-Fu Wang, and Samuel R Bowman. 2020. Blimp: The benchmark of linguistic minimal pairs for english. *Transactions of the Association for Computational Linguistics*, 8:377–392.
- Yizhou Xu, Kata Gábor, Jérôme Milleret, and Frédérique Segond. 2023. [Comparative analysis of anomaly detection algorithms in text data](#). In *Proceedings of the 14th International Conference on Recent Advances in Natural Language Processing*, pages 1234–1245, Varna, Bulgaria. INCOMA Ltd., Shoumen, Bulgaria.
- Rui Yan. 2016. [i, Poet: Automatic poetry composition through recurrent neural networks with iterative polishing schema](#). In *Proceedings of the Twenty-Fifth International Joint Conference on Artificial Intelligence, IJCAI’16*, pages 2238–2244. AAAI Press.
- Jingheng Ye, Yinghui Li, Yangning Li, and Hai-Tao Zheng. 2023. Mixedit: Revisiting data augmentation and beyond for grammatical error correction. *arXiv preprint arXiv:2310.11671*.
- Xiaoyuan Yi, Maosong Sun, Ruoyu Li, and Wenhao Li. 2018. [Automatic poetry generation with mutual reinforcement learning](#). In *Proceedings of the 2018 Conference on Empirical Methods in Natural Language Processing*, pages 3143–3153.
- Xinran Zhang, Maosong Sun, Jiafeng Liu, and Xiaobing Li. 2023. [Lingxi: A diversity-aware Chinese modern poetry generation system](#). In *Proceedings of the 61st Annual Meeting of the Association for Computational Linguistics (Volume 3: System Demonstrations)*, pages 63–75, Toronto, Canada. Association for Computational Linguistics.
- Jianli Zhao and Hyo Jong Lee. 2022. [Automatic generation and evaluation of Chinese classical poetry with attention-based deep neural network](#). *Applied Sciences*, 12(13):6497.
- Wanzheng Zhu and Suma Bhat. 2020. [GRUEN for evaluating linguistic quality of generated text](#). In *Findings of the Association for Computational Linguistics*:

EMNLP 2020, pages 94–108, Online. Association for Computational Linguistics.

Andrea Zugarini, Stefano Melacci, and Marco Maggini. 2019. *Neural poetry: Learning to generate poems using syllables*. In *Artificial Neural Networks and Machine Learning–ICANN 2019: Text and Time Series: 28th International Conference on Artificial Neural Networks, Munich, Germany, September 17–19, 2019, Proceedings, Part IV* 28, pages 313–325. Springer.

A Appendix

A.1 Dataset and Supplementary Code Repository

The repository [GitHub](#) contains the following datasets and code available under the MIT license:

- **Datasets:**
 - The RUPOR dataset (Section 4.1).
 - The synthetic_GED dataset (Section 4.2), including train and test splits.
- **Code:**
 - Training and evaluation scripts for:
 - * Outlier detection experiments.
 - * Zero-shot LLM prompting.
 - * Fine-tuning binary classifiers.
 - Lexicographic analysis tools for dataset exploration.
 - Code for perplexity-based experiments.
 - Adapted implementation from [Cherniavskii et al. \(2022\)](#) for evaluating the topological approach using attention maps (not included in the main results).
- All evaluation results with detailed logs.

Additionally, the top-performing model for Russian language ungrammatical text detection, as detailed in Section 5.4, is hosted at [Hugging Face](#). This model is available for public use and experimentation.

A.2 Overview of the synthetic_GED Dataset Generation

The synthetic_GED dataset is generated using a multi-step algorithm that combines grammatically correct phrases and sentences from diverse sources with systematic distortions. Below, we describe the sources of correct text and the rules used to introduce grammatical errors and anomalies, simulating those found in natural texts.

A.2.1 Sources of Correct Text

The following sources were used to collect linguistically correct phrases and sentences:

- **Wikipedia:** Titles of movies, books, and other relevant content.
- **Syntactic Analyzer Output:** Verb phrases (VP) and noun phrases (NP) extracted using a rule-based syntactic analyzer ²².
- **LLM-Generated Texts:** Short texts generated by a large language model (LLM) using keyword-based prompts to maximize lexical coverage and provide diverse usage examples.
- **RuSimpleSentEval:** Sentences from the RuSimpleSentEval dataset ²³.
- **Phraseological Expressions:** Idioms and fixed expressions sourced from Wiktionary ²⁴ and the website ²⁵.
- **Poetry Fragments:** Excerpts of 1–2 stanzas from poetic works.
- **Quasipoetry:** Prose paragraphs reformatted as poetry, with 4 to 10 words per line and the first letter of each line capitalized.

A.2.2 Rules for Introducing Distortions

The following rules and algorithms were applied to introduce grammatical errors and anomalies into the correct texts:

- **Grammatical Form Distortion:** Altering the grammatical form of words involved in syntactic dependencies, such as disrupting subject-verb agreement in Russian.
- **Preposition Errors:** Replacing or deleting prepositions, which often results in syntax violations due to case requirements in Russian.
- **Spelling Errors:** Injecting typos and spelling errors collected from logs of a rule- and dictionary-based spell checker developed for a generative Russian poetry project.
- **Word Splitting and Merging:** Randomly splitting or merging words, including detaching prefixes from verbs and adverbs.

²²<https://github.com/anonymous-repository>

²³<https://github.com/dialogue-evaluation/RuSimpleSentEval>

²⁴<https://ru.wiktionary.org/>

²⁵<https://moiposlovicy.ru/frazeologizmy>

- **Punctuation Errors:** Randomly inserting or removing commas.
- **Augmentex Library:** Using the Augmentex library²⁶ to inject misspellings based on rule-based and statistical approaches.

The rules for grammatical form distortion and preposition errors rely on part-of-speech analysis and syntactic parsing performed using the `ufal.udpipe` library²⁷ (v1.3.0.1) with the `SynTagRus` model.

A.3 Dataset Analysis

To evaluate the novelty and linguistic characteristics of the **RUPOR** (Section 4.1) and **Synthetic_GED** (Section 4.2) datasets, we conducted a lexicographic analysis. This analysis was designed to compare their vocabulary and N-gram distributions with those of the third-party datasets discussed in Section 4.3.

We focused on vocabulary size and N-gram statistics, excluding punctuation and numerical tokens, to ensure a fair comparison. The results of this analysis are summarized in Table 8, which highlights key differences and similarities across the datasets.

Both the RUPOR and Synthetic_GED datasets substantially increase the lexical diversity of data by adding samples with new words as shown in Tables 9 and 10.

An important property of the RUPOR dataset is that a significant proportion of samples are pairs of defective and corrected texts. The difference between the texts in each such pair represents a certain set of editing operations. The diversity of these edits is an important metric when using datasets as a benchmark as lexicographic diversity. Below we describe the methodology to qualitatively and quantitatively assess such diversity.

First, we reproduced the surprisal gap calculations from Li et al. (2021) to evaluate 1) how the approach described there would behave on Russian poetry texts and 2) to qualitatively assess the diversity of edits in the RUPOR dataset. The Gaussian mixture models (GMM) are trained on 2000 correct texts from combined training set, and the surprisal gaps are calculated on 200 pairs from the RUPOR poetry and prose, and rlc-toloka. The results are shown in Figure 2.

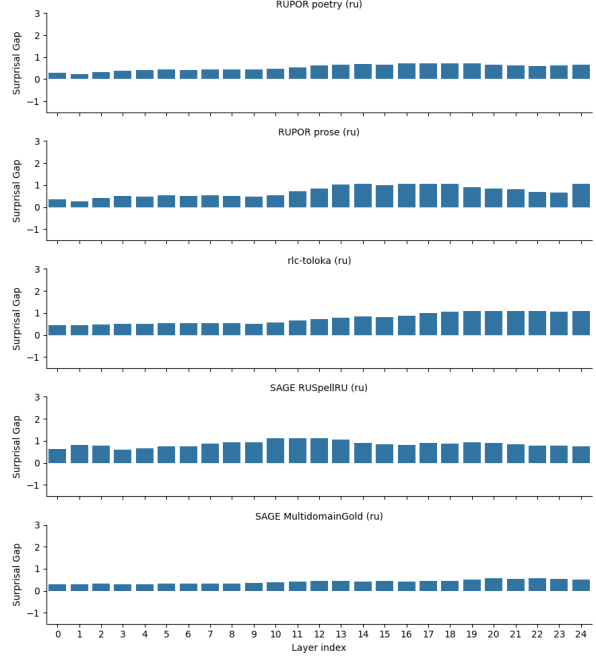


Figure 2: Surprisal gaps for GMMs trained on ruRoberta-large embeddings and Russian-language text pairs.

Comparing with the calculation results in the original paper (see Figure 4 in Li et al. (2021)), we can state that the gap values observed in our experiment are in good agreement in result for "semantic" task pairs in the original paper. Interestingly, unlike the results in the original paper, for ruRoberta-large the gap value does not show a strong drop for the last layer.

To quantitatively analyze edits in the RUPOR dataset, we used the `difflib` library²⁸ to build a list of word-level edits to defective text that are necessary to obtain correct text. Statistics of word-level edit categories are shown in Table 11. The edit categories are as follows:

Spelling category accumulates the replacements of misspelled words.

Punctuation category is for deletions, insertions, and replacement of punctuation symbols.

Tokenization category is for cases: 1) a word is split into two or more words, 2) two or more words are merged into one word.

Other category captures all edits not mentioned in previous 3 categories including grammar fixes.

The most frequent number of edits required to completely correct a defective text is 1 (see Table 12 for poetry and Table 13 for prose). However,

²⁶<https://github.com/ai-forever/augmentex>

²⁷<https://github.com/ufal/udpipe>

²⁸<https://docs.python.org/3/library/difflib.html>

Dataset	Num. of words	Unique words	Unique 2-grams	Unique 3-grams
RUPOR poetry	361991	58250	191026	227227
RUPOR prose	216422	41898	109299	121090
synthetic_GED	23778033	843268	7449623	11434652
SAGE MultidomainGold	401547	44623	161574	215474
SAGE RUSpellRU	90679	19326	44990	50303

Table 8: Vocabulary and n-gram statistics of the RUPOR and Synthetic_GED datasets, as well as some third-party datasets.

Third-party dataset	RUPOR poetry	RUPOR prose	synthetic_GED
rlc-toloka (ru)	31177	21634	722512
SAGE RUSpellRU	32752	23784	729245
SAGE MultidomainGold	29560	19644	713333
SAGE MedSpellchecker	37654	29188	740868
SAGE GitHubTypoCorpusRu	36536	27588	738156

Table 9: Number of new unique words in the RUPOR and Synthetic_GED datasets that are not in third-party datasets.

Third-party dataset	RUPOR poetry	RUPOR prose	synthetic_GED
rlc-toloka (ru)	0.119	0.169	0.026
SAGE RUSpellRU	0.108	0.15	0.017
SAGE MultidomainGold	0.121	0.168	0.038
SAGE MedSpellchecker	0.01	0.02	0.002
SAGE GitHubTypoCorpusRu	0.036	0.066	0.006

Table 10: Vocabulary overlap.

Category	poetry		prose	
	Count	Share	Count	Share
spelling	368	0.02	229	0.02
tokenization	1354	0.08	1852	0.17
punctuation	6299	0.39	1430	0.13
other	8301	0.51	7709	0.69

Table 11: Word-level edit categories in the RUPOR dataset. *Other* category includes grammar issues and other defect types.

Num. of edits	Num. of samples	Share
0	4	0.001
1	2506	0.488
2	939	0.183
3	541	0.105
4	325	0.063
5	171	0.033
>5	647	0.126

Table 12: Number of word-level edits required to obtain a correct version of the poem in the RUPOR dataset.

there are also samples with a bigger number of editable defects. "Number of edits=0" stands for insertion and deletion of space around a hyphen since technically in this case the editing does not affect the words.

As noted in Section 3, poem texts are not always divisible into sentences. Therefore, in the poetry section of the dataset, the texts are either individual stanzas or entire poems consisting of 2 or more stanzas. Statistics on the number of non-empty lines (i.e., we do not include the empty line between

stanzas in the count) in poems for top-10 cases are presented in Table 14.

Following Ye et al. (2023) we estimate how well the synthetic data reproduce distortions in real texts by calculating Kullback–Leibler divergence of word-level edit frequencies.

$$D_{KL}(P||Q) = \sum_i p_i \log \frac{p_i}{q_i} \quad (3)$$

where P and Q are frequencies of word-level edits in two datasets.

Num. of edits	Num. of samples	Share
0	18	0.002
1	7731	0.846
2	969	0.106
3	247	0.027
4	106	0.012
5	26	0.003
>5	36	0.004

Table 13: Number of word-level edits required to obtain a correct version of the text in prose division of the RUPOR dataset.

Num. of lines	Num. of samples	Share
4	6766	0.825
8	383	0.047
3	213	0.026
6	128	0.016
16	107	0.013
5	88	0.011
20	84	0.01
12	80	0.01
24	65	0.008
14	45	0.005

Table 14: Statistics of lines per poem in the RUPOR poems.

KL divergence was calculated using `scipy.stats.entropy` ²⁹. The results are presented in Table 15.

A.4 Perplexity and Text Anomalies in Poems

Perplexity, while a useful metric for evaluating language models, is not a robust indicator of linguistic fluency or grammatical correctness. This limitation can be demonstrated by comparing the perplexity scores of linguistically impeccable texts with those of distorted or unconventional variants. To illustrate this, we evaluate the perplexity of several texts using the Qwen3.5-3B language model: the first quatrain of the well-known lullaby "Twinkle, Twinkle, Little Star," a slightly distorted version of the same quatrain, and two parodies. The results, shown in Table 16, highlight the challenges of using perplexity as a standalone metric.

As shown in Table 16, the perplexity of the distorted version (14.5) is closer to that of the first parody (12.2) than to the original text (5.0). This

²⁹<https://docs.scipy.org/doc/scipy/reference/generated/scipy.stats.entropy.html>

suggests that perplexity alone cannot reliably distinguish between grammatical errors and unconventional but valid linguistic constructs. Furthermore, the second parody, which is less conventional and more semantically divergent, has a significantly higher perplexity (28.8). These findings align with the observations of Lau et al. (2017).

A.5 Token-level Indicators of Linguistic Anomalies

Given a foundation language model capable of providing a probability distribution over the entire vocabulary at each token position, we can test the hypothesis that spelling and grammatical errors are detectable by aggregating these distributions across the entire text. For the experiments described below, we utilize the multilingual Qwen2.5-3B model.

The following values are calculated at each step in token sequence given the discrete probability distribution

$$P = \{p_1, p_2, \dots, p_V\}$$

at the fixed time step, where V is a vocabulary size of the LM tokenizer.

Token probability p_t at the time step where t is the token index.

Entropy

$$H = - \sum_{i=1}^V p_i * \log p_i \quad (4)$$

Entropy delta

$$\delta H = -\log p_t - H \quad (5)$$

Number of possible states

$$\eta = [e^H] \quad (6)$$

where $[x]$ denotes integer part of x .

Cumulative probability of possible states

$$\pi = \sum_{j=1}^{\eta} \text{desc}(P)_j \quad (7)$$

where $\text{desc}(P)$ stands for sorting p_1, \dots, p_V in descending order.

Token rank r_t is an index of the token t in the array $\text{desc}(p_1, \dots, p_V)$

Oddballness ξ is introduced by Graliński et al. (2024):

$$\xi = \sum_{j=1}^V (p_j - p_t)^+ \quad (8)$$

Reference dataset, P	Compared dataset, Q	$D_{KL}(P Q)$
RUPOR poetry	synthetic_GED	6.06
SAGE RUSpellRU	SAGE MultidomainGold	7.65
RUPOR prose	synthetic_GED	8.12
SAGE MultidomainGold	SAGE RUSpellRU	8.83
rlc-toloka (ru)	RUPOR prose	15.08

Table 15: Minimum Kullback–Leibler divergence of edit frequencies

Quatrain	Note	Perplexity
Twinkle, twinkle, little star, How I wonder what you are! Up above the world so high, Like a diamond in the sky.	original lullaby text	5.0
Twinkle, twinkle, little star, How It wonder what you are! Up above the world so high, Like a diamond in the sky.	distorted version of original	14.5
Twinkle, twinkle, little bat! How I wonder what you're at! Up above the world you fly, Like a teatray in the sky.	a parody by Lewis Carroll's	12.2
Twinkle, twinkle, little star, I wanna hit you with a car, Throw you off a bridge so high, Hope you break your neck and die.	less popular parody	28.8

Table 16: Qwen3.5-3B perplexity scores for "Twinkle, twinkle ...", its parodies, and distorted version.

where

$$x^+ = \max(0, x)$$

An example of what an linguistic anomaly in text looks like at the token level can be seen in the Table 17. The token chain is the second line of "Twinkle, twinkle little star" ³⁰, in which the word "I" is changed to "It". The right half of the table reflects the change in metrics as a result of such a distortion. All probabilities of tokens following "It" are diminished, entropy values are increased.

The token-level values listed above are aggregated using min, max and median functions for get the text-level features.

The simplest approach to detecting anomalies based on the collected features is to set a threshold below which $\min(p_t)$ will indicate the presence of at least one anomalous token. For other features, for example ξ , such a signal will be exceeding the specified threshold. The threshold can be se-

lected through grid search and calculating the classification metric. Unfortunately, our experiments showed extremely low efficiency of this approach even in comparison with outlier detection approach described in Section 5.2. The best $F_{0.5}$ value for $\max(\xi)$ is 0.45. This is slightly higher than 0.43 for $\min(p_t)$, but clearly not enough to detect poems with linguistic anomalies well. The Figures 3 and 4 show the corresponding dependencies of $F_{0.5}$ on the threshold value.

Instead of selecting a threshold value for individual features, you can use them all as features for a classifier that should detect texts with anomalies. This will allow you to estimate feature importance. Unfortunately, even in this setting, the achieved detection quality is very low. The importance of individual features, estimated using the permutation_importance ³¹ and the GradientBoost-

³⁰ https://en.wikipedia.org/wiki/Twinkle,_Twinkle,_Little_Star

³¹ https://scikit-learn.org/stable/modules/generated/sklearn.inspection.permutation_importance.html

i	Original line						Distorted line				
	Token	p_t	r_t	H	η		Token	p_t	r_t	H	η
10	How	5.56e-01	1	3.398	29		How	5.56e-01	1	3.398	29
11	I	9.74e-01	1	0.210	1		It	6.56e-07	926	0.210	1
12	wonder	9.81e-01	1	0.172	1		wonder	3.40e-06	5938	5.430	228
13	what	9.85e-01	1	0.130	1		what	1.77e-02	9	4.344	76
14	you	9.93e-01	1	0.075	1		you	4.31e-01	1	3.240	25
15	are	9.87e-01	1	0.100	1		are	8.51e-01	1	0.902	2
16	!	5.65e-01	1	1.957	7		!	3.40e-01	1	2.955	19

Table 17: Token-level metrics (token probability p_t , token rank r_t , mean entropy H and number of possible states η) for second line of L. Carroll’s ‘Twinkle, twinkle ...’ poem.

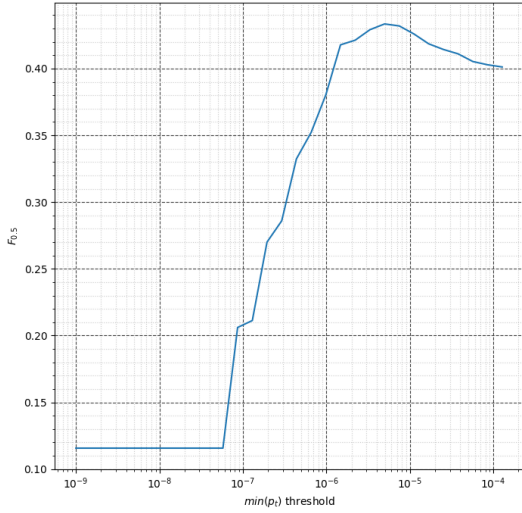


Figure 3: Grid search of p_t threshold and corresponding $F_{0.5}$ metric on the RUPOR poetry.

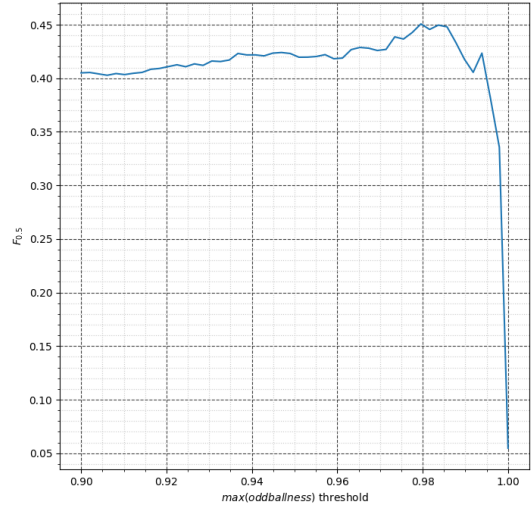


Figure 4: Grid search of ξ threshold and corresponding $F_{0.5}$ metric on the RUPOR poetry.

ingClassifier³² from scikit-learn, is shown in Figure 5. Most important features include perplexity and oddballness.

A.6 Results for Zero-Shot Detection of Linguistic Anomalies

Mean $F_{0.5}$ and confidence intervals calculated at a 95% confidence level using bootstrap resampling with 1,000 iterations for the RUPOR dataset are presented in Table 18.

³²<https://scikit-learn.org/stable/modules/generated/sklearn.ensemble.GradientBoostingClassifier.html>

A.7 Binary Classifiers Evaluation Setup and Results

Foundation language models were fine-tuned for one epoch using a linear learning rate schedule on the training split of the combined dataset described in Section 4. The task involved binary classification of input text as either *corrupted* or *correct*. For encoder-only and decoder-only models, the classifier was implemented using the AutoModelForSequenceClassification class from the transformers library³³. For the encoder-decoder T5 architecture, a sequence-to-sequence (seq2seq) approach was employed, where the input text was fed into the model, and the out-

³³https://huggingface.co/docs/transformers/model_doc/auto#automodelforsequenceclassification

Model/Service	RUPOR poetry		RUPOR prose		MultidomainGold		RUSpellRU	
	$\overline{F_{0.5}}$	95% CI	$\overline{F_{0.5}}$	95% CI	$\overline{F_{0.5}}$	95% CI	$\overline{F_{0.5}}$	95% CI
YandexSpeller	0.77	0.73, 0.80	0.78	0.75, 0.81	0.85	0.82, 0.87	0.83	0.81, 0.86
GigaChat-20B-instruct	0.57	0.52, 0.61	0.70	0.66, 0.74	0.66	0.62, 0.70	0.76	0.72, 0.79
T-lite-it-1.0	0.58	0.55, 0.61	0.60	0.57, 0.64	0.58	0.54, 0.61	0.59	0.56, 0.63
Qwen2.5-3B-Instruct	0.39	0.33, 0.45	0.60	0.57, 0.64	0.58	0.54, 0.61	0.69	0.65, 0.73
Mistral-7B-Instruct	0.55	0.52, 0.58	0.55	0.52, 0.59	0.56	0.53, 0.60	0.55	0.52, 0.58

Table 18: Mean $F_{0.5}$ scores, confidence interval (CI) lower and upper bounds for spellcheckers and zero-shot instruction-tuned LLMs on the RUPOR and SAGE corrupted text detection.

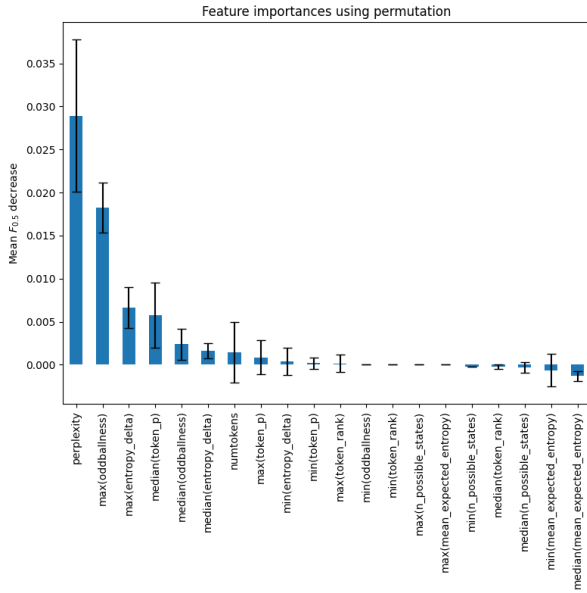


Figure 5: Permutation feature importance at the text level for a binary classifier in the linguistic anomaly detection task.

put text was either "True" or "False" to indicate the classification result.

The experiments were conducted using the transformers library (v4.48.0)³⁴, CUDA v12.6, and 7 NVIDIA A100 GPUs. Fine-tuning hyperparameters, including the learning rate, were tuned for each model to minimize gradient norm spikes during training. The fine-tuning process required approximately 1 hour for ruRoberta and rugpt3medium and up to 8 hours for Qwen2.3-3B. Detailed hyperparameters are provided in Table 19. LoRa settings are r=64, dropout=0.1, alpha=128.

The Python code for supervised fine-tuning, along with complete evaluation logs, is available in the repository A.1.

After fine-tuning, the classifiers were evaluated on the test split of the combined dataset (see Sec-

tion 4). To ensure fair comparison of metrics across domains, we balanced the classes in each domain through undersampling. The resulting sample sizes for each test domain after balancing are reported in Table 20.

To ensure robustness, each model was fine-tuned and evaluated three times, allowing us to calculate 95% confidence intervals for the $F_{0.5}$ scores. The evaluation results are reported in Table 21.

³⁴<https://github.com/huggingface/transformers>

Foundation model	num. of trainable params	learning rate	optimizer	precision
ruRoberta-large	355M	1e-5	adamw_torch	fp16
rugpt3medium	356M	1e-5	adamw_torch	bf16
FRED-T5-1.7B	1663M	5e-6	adafactor	bf16
Qwen2.5-3B	3086M	1e-6	adamw_torch	bf16
Qwen2.5-3B LoRa	14M	1e-5	adamw_torch	bf16

Table 19: Hyper-parameters of LM-based binary classifiers fine-tune.

Domain	Num. of samples
RUPOR prose	21999
RUPOR poetry	13595
SAGE MultidomainGold	2440
SAGE RUSpellRU	1302

Table 20: Number of samples in test domains after class balance adjustment.

Model/Service	RUPOR poetry		RUPOR prose		MultidomainGold		RUSpellRU	
	$\overline{F_{0.5}}$	95% CI	$\overline{F_{0.5}}$	95% CI	$\overline{F_{0.5}}$	95% CI	$\overline{F_{0.5}}$	95% CI
FRED-T5-1.7B	0.863	0.857, 0.87	0.825	0.819, 0.831	0.892	0.889, 0.896	0.946	0.944, 0.948
ruRoberta-large	0.802	0.787, 0.818	0.825	0.821, 0.829	0.882	0.862, 0.902	0.936	0.921, 0.951
Qwen2.5-3B	0.810	0.804, 0.816	0.767	0.754, 0.78	0.843	0.817, 0.869	0.914	0.890, 0.938
Qwen2.5-3B LoRa	0.749	0.710, 0.789	0.778	0.766, 0.791	0.835	0.819, 0.850	0.910	0.897, 0.924
rugpt3medium	0.615	0.535, 0.694	0.767	0.744, 0.790	0.837	0.797, 0.877	0.908	0.875, 0.942

Table 21: $F_{0.5}$ scores for supervised binary classifiers on corrupted text detection. Confidence intervals (CI) are calculated at a 95% confidence level with a t-value of 4.3.