

Microscopic theory of phonon polaritons and long wavelength dielectric response

Olle Hellman¹ and Leeor Kronik¹

¹*Department of Molecular Chemistry and Materials Science,
Weizmann Institute of Science, Rehovoth 76100, Israel*

(Dated: May 8, 2025)

We present a first-principles approach for calculating phonon-polariton dispersion relations. In this approach, phonon-photon interaction is described by quantization of a Hamiltonian that describes harmonic lattice vibrations coupled with the electromagnetic field inside the material. All Hamiltonian parameters are obtained from first-principles calculations, with diagonalization leading to non-interacting polariton quasiparticles. This method naturally includes retardation effects and resolves non-analytical behavior and ambiguities in phonon frequencies at the Brillouin zone center, especially in non-cubic and optically anisotropic materials. Furthermore, by incorporating higher-order terms in the Hamiltonian, we also account for quasiparticle interactions and spectral broadening. Specifically, we show how anharmonic effects in phonon polaritons lead to a dielectric response that challenges traditional models. The accuracy and consequences of the approach are demonstrated on GaP and GaN as harmonic test systems and PbTe and β -Ga₂O₃ as anharmonic test systems.

Phonon polaritons – hybrid quasiparticles resulting from strong coupling between optical phonons and electromagnetic fields – have been a subject of both fundamental and applied interest since their theoretical description by Huang [1, 2] and subsequent experimental confirmation by Hopfield [3] in the mid-20th century. In the decades following the seminal discovery, theoretical description of phonon polaritons was primarily confined to phenomenological models applicable to diatomic and isotropic crystals [4–7]. However, rapid progress in experimental techniques, notably terahertz spectroscopy and near-field optical microscopy, has recently revitalized interest in these mixed excitations. Modern investigations have revealed rich phenomena, including nontrivial dispersion relations in anisotropic and complex crystal structures and pronounced anharmonic effects, that demand explanation in terms of a rigorous first-principles treatment of light-matter coupling [8–11]. At optical frequencies of light the theory for light-matter interactions is well developed [12], but here we focus on coupling to the ions, which drives the phonon-polariton picture, rather than on coupling between electrons and the electromagnetic field.

Here, we address this challenge by presenting a unified Hamiltonian framework in which both lattice vibrations and the electromagnetic field are treated as dynamical degrees of freedom. Starting from a generalized Coulomb-gauge formulation, we derive a quadratic Hamiltonian that naturally incorporates the coupling between phonons and photons, leading to the formation of phonon polaritons. Our approach not only recovers well-established results in the harmonic limit, thereby providing a nonempirical validation of traditional theories, but also facilitates the systematic inclusion of anharmonic interactions. This is particularly important for understanding phenomena such as linewidth broadening, deviations from ideal black-body radiation, and complex

dielectric responses, that arise in realistic materials at finite temperatures.

Our starting point is the construction of a Hamiltonian for harmonic particles interacting with an electromagnetic (EM) field that obeys Maxwell’s equations, in a generalized Coulomb gauge, $\nabla \cdot (\epsilon \mathbf{A}) = 0$, where ϵ is the high-frequency dielectric tensor and \mathbf{A} is the EM vector potential (Hartree atomic units are used throughout):

$$\begin{aligned}
 H = & \sum_i \frac{m_i \dot{\mathbf{u}}_i^2}{2} + \frac{1}{2} \sum_{ij} \mathbf{u}_i^T \Phi_{ij} \mathbf{u}_j + \\
 & + \frac{1}{2} \sum_{ij} \mathbf{u}_i^T \mathbf{Z}_i^T \epsilon^{-1} \mathbf{Z}_j \mathbf{u}_j \\
 & + \int \left[\frac{1}{2} (\nabla \times \mathbf{A}) \boldsymbol{\mu} (\nabla \times \mathbf{A}) + \right. \\
 & \left. + \frac{1}{2} \dot{\mathbf{A}} \epsilon \dot{\mathbf{A}} - \mathbf{A} \cdot \sum_i \mathbf{Z}_i \dot{\mathbf{u}}_i \delta(\mathbf{r} - \mathbf{u}_i) \right] d\mathbf{r}.
 \end{aligned} \tag{1}$$

The first two terms in the above equation describe the standard harmonic phonon Hamiltonian, where \mathbf{u}_i is the displacement of atom i , m_i the corresponding mass, and Φ_{ij} are force constants between atoms i and j . The next term describes screened Coulomb dipole interactions by considering the Born effective charges, \mathbf{Z}_i , along with ϵ . The next two terms correspond to magnetic and electric (B^2 and E^2) energies in the electromagnetic Hamiltonian, expressed in terms of \mathbf{A} . The final term describes dipole interactions with the EM field, $\mathbf{A} \cdot \mathbf{j}$, where \mathbf{j} is the total (bound) current density. Note that $\mathbf{Z}_i \dot{\mathbf{u}}_i = \dot{\mathbf{P}}_i = \mathbf{j}_i$, where \mathbf{P}_i is the polarization originating from atom i . For a detailed derivation of the equations of motion corresponding to the Hamiltonian of Eq. (1), see Section I of the Supplementary Information (SI).

To quantize the system, we introduce the non-

interacting phonon Hamiltonian [13]

$$H^{\text{phonon}} = \sum_{qs} \frac{\omega_{qs}}{4} (A_{qs} A_{qs}^\dagger + B_{qs} B_{qs}^\dagger) \quad (2)$$

where ω_{qs} is the phonon frequency at wavevector \mathbf{q} and mode s . The operators A and B are linear combinations of the creation and annihilation operators for a harmonic oscillator and represent dimensionless position and momentum, respectively – see Section II of the SI for details. We also introduce the non-interacting photon Hamiltonian, in an ideal non-dispersive medium [14]:

$$H^{\text{EM}} = \sum_{qr} \frac{\omega_{qr}}{4} (\mathcal{E}_{qr} \mathcal{E}_{qr}^\dagger + \mathcal{A}_{qr} \mathcal{A}_{qr}^\dagger), \quad (3)$$

where ω_{qr} is the photon frequency at wavevector \mathbf{q} and transverse branch r . \mathcal{E} and \mathcal{A} are linear combinations of the photon creation and annihilation operators, representing dimensionless electric field and vector potential, respectively – see Section III of the SI for details. Note that as a consequence of the Coulomb gauge choice we do not include the longitudinal part of the electromagnetic field in Eq. (3), only the two transverse branches are present.

We can now express Eq. (1) in terms of the non-interacting phonon and photon operators. Complete algebraic details are given in Section IV of the SI. The result for the field-matter coupling terms in the Hamiltonian (third and sixth term in Eq. (1)) is:

$$H^{\text{mix}} = \sum_{qss'} X_{qss'} A_{qs} A_{qs'}^\dagger + \sum_{qrs} Z_{qrs} A_{qs}^\dagger \mathcal{E}_{qr} \quad (4)$$

where

$$X_{qss'} = \sum_{ij\alpha\beta\mu\nu} \frac{\epsilon_{qs}^{\alpha\beta} Z_{i\alpha}^\mu (\epsilon^{-1})_{\mu\nu} Z_{j\beta}^\nu \epsilon_{qs'}^{j\beta}}{\sqrt{m_i m_j \omega_{qs} \omega_{qs'}}} \quad (5)$$

$$Z_{qrs} = \sum_{i\alpha\mu} \frac{1}{2} \sqrt{\frac{\omega_{qr}}{m_i \omega_{qs}}} v_{qr}^\mu Z_{i\alpha}^\mu \epsilon_{qs}^{\alpha\beta}. \quad (6)$$

Here ϵ_{qs} and v_{qr} are the phonon and the photon eigenvectors and μ, ν are cartesian directions. Physically, X represents electromagnetic interactions arising from the electric field created as a phonon is excited, Z describes coupling between ionic motion and the electric field.

The total Hamiltonian can be expressed as $H^{\text{lattice}} + H^{\text{EM}} + H^{\text{mix}}$ and is quadratic in operators. Therefore, we seek a linear combination (transformation matrices \mathbf{U} and \mathbf{V} of phonon and photon operators, respectively) that diagonalizes the coupled Hamiltonian, leading to harmonic quasiparticles that are linear combinations of the phonons and photons, i.e., phonon polaritons. Details are given in Section V of the SI. Briefly, we define a

transformation

$$K_{qj} = \sum_s \mathbf{U}_{qjs} A_{qs} + \sum_r \mathbf{U}_{qjr} \mathcal{E}_{qr}, \quad (7)$$

$$L_{qj} = \sum_s \mathbf{V}_{qjs} B_{qs} + \sum_r \mathbf{V}_{qjr} \mathcal{A}_{qr}, \quad (8)$$

where j is a polariton branch. We choose \mathbf{U} and \mathbf{V} so as to diagonalize the total Hamiltonian (1) and find them in practice by requiring that the new quasiparticles obey the harmonic commutation relations [15]:

$$\begin{aligned} \xi^2 K_q &= [[K_q, H], H], \\ \xi^2 L_q &= [[L_q, H], H], \end{aligned} \quad (9)$$

where ξ is a diagonal matrix with polariton frequencies on the diagonal. Utilizing the commutation relations of the bare operators allows us to express Eq. (9) as

$$\begin{pmatrix} \omega^p & 0 \\ 0 & \omega^{em} \end{pmatrix} \begin{pmatrix} \omega^p + 4\mathbf{X} & 2\mathbf{Z} \\ 2\mathbf{Z}^\dagger & \omega^{em} \end{pmatrix} \mathbf{U} = \xi \mathbf{U}, \quad (10)$$

i.e., as an eigenvalue equation that determines \mathbf{U} , with $\mathbf{V} = \mathbf{U}^{-1}$. Solving this eigenvalue problem leads to a phonon-polariton basis with a quadratic Hamiltonian given by:

$$H = \sum_{qj} \frac{\xi_{qj}}{4} (K_{qj} K_{qj}^\dagger + L_{qj} L_{qj}^\dagger) \quad (11)$$

At every wavevector \mathbf{q} , we have $3N + 2$ polariton frequencies ξ (where N is the number of atoms per unit cell) – $3N$ from the phonons and two from the photons. Applying Eq. (11) for a specific material, however, requires knowledge of the interactions defined in Eq. (1). The parameters that are needed are the interatomic force constants Φ_{ij} , the Born effective charges Z_i , and the high-frequency dielectric tensor ϵ . All of these are readily available, without empiricism, from perturbation theory based on first-principles density functional theory (DFT) calculations [16] – see Section VI of the SI for computational details. Here we use the temperature-dependent effective potential (TDEP) approach [17–20] to determine all interaction parameters in a manner that includes renormalization to finite temperature.

To verify the utility and accuracy of the above considerations, we apply it to GaP, for which phonon-polaritons were first measured [21]. The results, given in Fig. 1, demonstrate excellent agreement with experimental results. They also agree perfectly with older theory, where dispersion relations were fitted based on the Lyddane-Sachs-Teller relations [2, 22]. Thus, we reproduce known results in diatomic materials, but are in no way limited to a specific space group or structure and work within an entirely first-principles framework.

To demonstrate the advantages of this more general treatment, we apply the method to wurtzite GaN, which

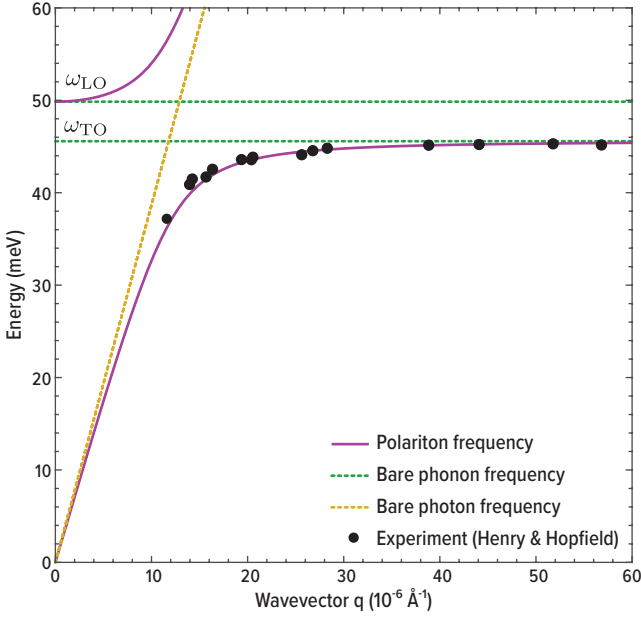


FIG. 1. Phonon-polariton dispersion relation in GaP. Polariton frequencies obtained from eigenvalues of Eq. (11) are compared with experimental values from Henry and Hopfield [21], as well as with bare phonon and photon frequencies.

is optically anisotropic, such that the traditional way of determining polariton dispersion relations breaks down. The results are given in Fig. 2 and allow for interesting observations relating to the long-range behavior of phonon frequencies. In non-cubic systems, there are generally non-analytical components to the dynamical matrix at the zone center at the bare phonon level [13]. This leads to some conceptual difficulties. Consider the phonon ground state energy. This quantity is ill-defined, because at the zone center it depends on the direction in which the probe is applied. And yet the ground state energy should not have any implicit probe associated with it. As shown in Fig. 2, all ambiguities are removed in the polariton picture.

The above-discussed removal of singularities can intuitively be explained as a consequence of retardation. In a non-relativistic phonon picture, an optical mode corresponds to displacement of all atoms in each unit cell at the same time. This leads to the formation of a macroscopic dipole in the system, causing lower vibrational frequencies transverse to the field (TO phonons) and higher frequencies along it (LO phonons). This simple picture changes if we include retardation effects. In a given unit cell, the electric field due to the induced dipole from another unit cell possesses a time lag, such that each neighboring cell appears slightly out of phase. This hinders the buildup of a macroscopic dipole, and there is no macroscopic field to be transverse or longitudinal to. Hence, no splitting of the optical phonons at the zone center is expected. Away from the macroscopic limit, i.e., at finite

q such that wavelength is not long enough for retardation effects, the usual splitting between longitudinal and transverse phonons emerges.

To further clarify the connection between non-analytical behavior and retardation we decompose the inverse dielectric tensor via the bare photon eigenvectors (see Section III of the SI for details), such that the Coulomb interactions can be split into longitudinal and transverse components as

$$\underbrace{\frac{4\pi}{V} \mathbf{u}_i \mathbf{Z}_i \left(\frac{\mathbf{k} \mathbf{k}^T}{k^T \epsilon \mathbf{k}} \right) \mathbf{Z}_j \mathbf{u}_j}_{\text{longitudinal}} + \underbrace{\mathbf{u}_i \mathbf{Z}_i \left(\sum_r \nu_{kr} \nu_{kr}^T \right) \mathbf{Z}_j \mathbf{u}_j}_{\text{transverse}}, \quad (12)$$

where V is the volume of unit cell and ν are the photon polarization vectors determined from the Fourier transform of the wave equation in a dielectric medium (See Sec. III in the SI for details).

In the non-relativistic limit, $c \rightarrow \infty$, transverse fields disappear and only the longitudinal part remains [23]. The first term in Eq. (12) is exactly the non-analytical contribution to the dynamical matrix at the zone center [13] in the direction of \mathbf{k} . It is therefore apparent that the non-analytical behavior is a direct consequence of letting $c \rightarrow \infty$.

Other than the phonon frequencies, the ionic contribution to the dielectric response, $\epsilon_{\text{ion}}(\mathbf{q}, \Omega)$, is also directly affected by the polariton picture. The ionic contribution is determined as the Fourier transform of the polarization autocorrelation function [24]:

$$\epsilon_{\text{ion}}^{\mu\nu}(\mathbf{q}, \Omega) = \int \langle P_{\mathbf{q}}^{\mu}(t), P_{\mathbf{q}}^{\nu}(0) \rangle e^{i\Omega t} dt, \quad (13)$$

where $P_{\mathbf{q}}^{\mu}$ is the overall polarization associated with wavevector q along the direction μ . In the harmonic phonon picture, this reduces to [25]:

$$\epsilon_{\text{ion}}^{\mu\nu}(\mathbf{q}, \Omega) = \lim_{\eta \rightarrow 0} \frac{1}{4\pi} \sum_s \frac{Z_{qs}^{\mu} Z_{qs}^{\nu}}{\omega_{qs}^2 - (\Omega + i\eta)^2}, \quad (14)$$

where

$$Z_{qs}^{\mu} = \sum_{i\alpha} \sqrt{\frac{1}{2m_i \omega_{qs}}} \epsilon_{qs}^{i\alpha} Z_{i\alpha}^{\mu} \quad (15)$$

In the long-wavelength static limit, for a cubic system with two atoms in the unit cell, this becomes a strictly real quantity, given by

$$\epsilon_i^{\mu\nu}(\mathbf{q} = 0, \Omega = 0) = \frac{1}{4\pi} \frac{Z_{TO}^{\mu} Z_{TO}^{\nu}}{\omega_{TO}^2}. \quad (16)$$

With some straightforward algebra, the above equation can be shown to be equivalent to the Lyddane-Sachs-Teller relations [22].

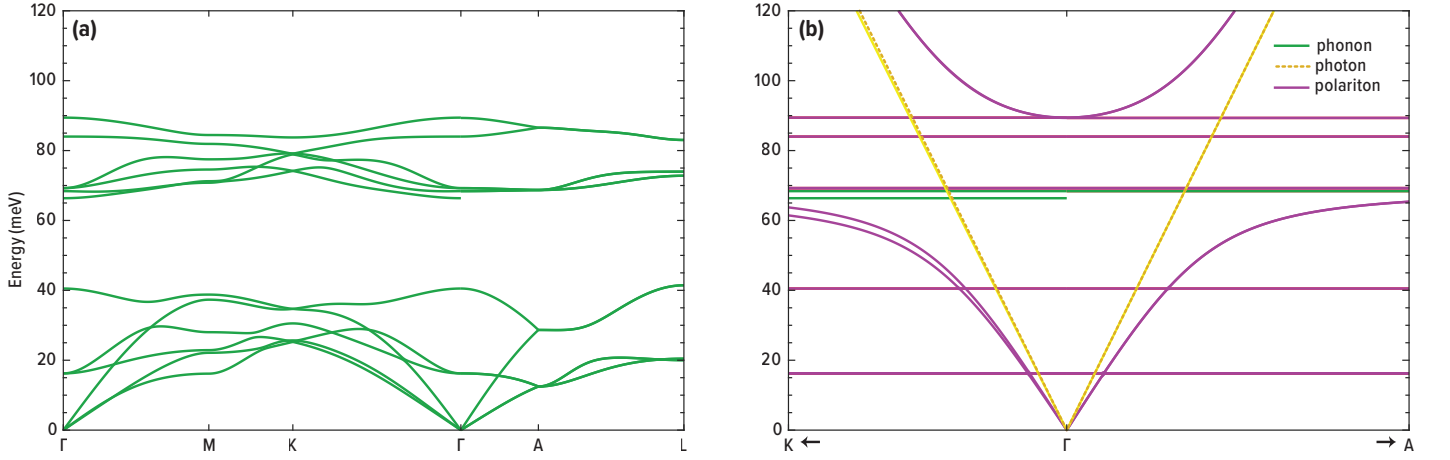


FIG. 2. (a) Phonon dispersion relations for wurtzite GaN. Note the discontinuity at the zone center, Γ , for the optical modes. (b) Dispersion relations for bare photons (yellow), bare phonons (green), and phonon-polaritons (purple) in a zoomed-in region close to the zone center. No discontinuities arise in the polariton picture and the Hamiltonian is analytical throughout the Brillouin zone.

If we consider the polariton picture, we arrive at a similar expression, but it is subtly different owing to the different effective charge (denoted by tilde) and vibration frequencies (ξ) of the quasi-particles:

$$\tilde{\epsilon}_{\text{ion}}^{\mu\nu}(\mathbf{q}, \Omega) = \lim_{\eta \rightarrow 0} \frac{1}{4\pi} \sum_s \frac{\tilde{Z}_{qs}^\mu \tilde{Z}_{qs}^\nu}{\xi_{qs}^2 - (\Omega + i\eta)^2}, \quad (17)$$

where

$$\tilde{Z}_{qs}^\mu = \sum_{i\alpha} \sqrt{\frac{1}{2m_i \xi_{qs}}} \nu_{qs}^{i\alpha} Z_{i\alpha}^\mu. \quad (18)$$

If we consider this in static limit for a cubic system with two atoms in the unit cell, we obtain:

$$\tilde{\epsilon}_{\text{ion}}^{\mu\nu}(\mathbf{q}, \Omega = 0) = \frac{1}{4\pi} \sum_s \frac{\tilde{Z}_{qs}^\mu \tilde{Z}_{qs}^\nu}{\xi_{qs}^2} \quad (19)$$

The difference of the polariton-based Eq. (19) from the phonon-based Eq. (16) is that the polariton frequencies ξ and eigenvectors ν that determine the oscillator strength are still a function of \mathbf{q} (as shown in Fig. 1), especially close to the macroscopic limit, and therefore so is $\tilde{\epsilon}_{\text{ion}}$.

Fig. 3 compares the dependence of the overall static dielectric constant in NaCl on the wavevector \mathbf{q} , in the small q region, within the phonon and polariton pictures. Key differences are observed. In the polariton picture, ϵ exhibits clear dispersion close to the zone center, and in the true long wavelength limit it is determined by the triply degenerate polariton (of phonon character) at the zone center, with frequency $\xi = \omega_{LO}$. Within the phonon picture, however, the dependence on q in this regime is negligible and the limit is ω_{TO} .

The above results mean that the Lyddane-Sachs-Teller relations are strictly only valid at wavevectors \mathbf{q} large

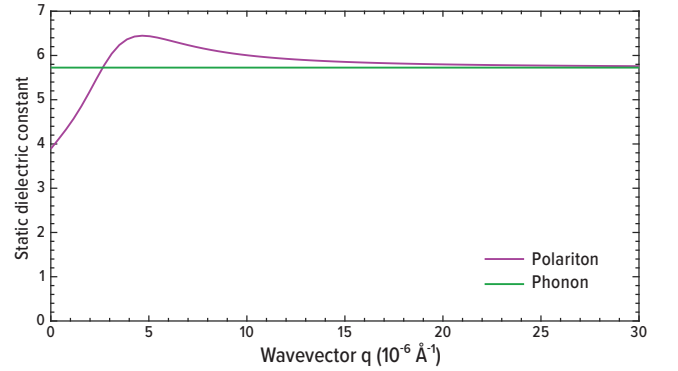


FIG. 3. Static dielectric constant for NaCl as a function of wavevector \mathbf{q} .

enough to avoid the polariton regime. For example, a reflectivity measurement in backscattering geometry (which probes \mathbf{q} at double the photon wavevector) that is used to fit the parameters in the LST relations will yield an ϵ_0 that does not correspond to the truly static dielectric constant one would observe in an electrostatic experiment.

Traditionally, Raman scattering has been the main tool of experimentally measuring phonon-polariton dispersion relations, including the experimental data shown in Fig. 1. However, small-angle Raman scattering is an involved procedure, and therefore a more recent alternative route to experimental observation involves probing the dielectric response directly, e.g. via THz ellipsometry [26]. Predicting $\epsilon_{\text{ion}}(\mathbf{q}, \Omega)$ requires an estimate of quasiparticle broadening, because at the harmonic level the dielectric response is infinitely sharp. Historically, broadening associated with finite quasiparticle lifetime has been treated phenomenologically, by assuming a com-

plex dielectric function [6, 27]. This naturally raises our next question, which is how to introduce broadening parameters to our first-principles theory *without* invoking empirical broadening parameters.

In our treatment, introduction of broadening can be achieved simply by avoiding truncation of the expansion of the energy in the Hamiltonian of Eq. (1) at the second order. Specifically, the *third* order term in the expansion, H_1 , representing the lowest-order anharmonic effects in the atom displacements and the electric field, is given by:

$$\begin{aligned}
H_1 = & \frac{1}{3!} \sum_{ijk\alpha\beta\gamma} \frac{\partial^3 U}{\partial u_{i\alpha} \partial u_{j\beta} \partial u_{k\gamma}} u_{i\alpha} u_{j\beta} u_{k\gamma} + \\
& + \frac{1}{3!} \sum_{ij\alpha\beta\mu} \frac{\partial^3 U}{\partial u_{i\alpha} \partial u_{j\beta} \partial E_\mu} u_{i\alpha} u_{j\beta} E_\mu + \\
& + \frac{1}{3!} \sum_{i\alpha\mu\nu} \frac{\partial^3 U}{\partial u_{i\alpha} \partial E_\mu \partial E_\nu} u_{i\alpha} E_\mu E_\nu + \\
& + \frac{1}{3!} \sum_{i\mu\nu\xi} \frac{\partial^3 U}{\partial E_\mu \partial E_\nu \partial E_\xi} E_\mu E_\nu E_\xi.
\end{aligned} \quad (20)$$

The first term in the above equation is the usual three-body anharmonic term, the second represents the next-order Born charges, the third is a real-space representation of the Raman tensor, and the fourth corresponds to hyperpolarizability. As in the harmonic case, the numerical values of the third-order derivatives that constitute the anharmonic interaction parameters are determined via first principles calculations, with the numerical procedure used to determine them is described in detail in Ref. [28].

If we now express the displacements u and electric fields E in terms of the non-interacting polariton operators of Eq. (11), we obtain (see Section VII of the SI for details):

$$\begin{aligned}
H = & \sum_{\mathbf{q}j} \frac{\xi_{\mathbf{q}j}}{4} \left(K_{\mathbf{q}j} K_{\mathbf{q}j}^\dagger + L_{\mathbf{q}j} L_{\mathbf{q}j}^\dagger \right) + \\
& + \sum_{\mathbf{q}\mathbf{q}'\mathbf{q}''j j' j''} \Theta_{\mathbf{q}\mathbf{q}'\mathbf{q}''}^{j j' j''} K_{\mathbf{q}j} K_{\mathbf{q}'j'} K_{\mathbf{q}''j''},
\end{aligned} \quad (21)$$

where the first line in the above is the harmonic Hamiltonian of Eq. (11), and the second line comprises anharmonic three-body interactions, with coefficients Θ (with higher-order L terms avoided owing to the neglect of high-order magnetic fields).

The form of Hamiltonian in Eq. (21) is amenable to analysis in terms of standard many-body techniques [24, 29, 30]. Specifically, the polariton spectral function, $J(\Omega)$, per wave vector q and modes j, j' , is given by

$$J_{\mathbf{q}jj'}(\Omega) = \lim_{\eta \rightarrow 0} -\frac{1}{\pi} \Im \{ G_{\mathbf{q}jj'}(\Omega + i\eta) \}, \quad (22)$$

where

$$G_{\mathbf{q}jj'}(\Omega)^{-1} = G_{\mathbf{q}jj'}^0(\Omega)^{-1} + \Sigma_{\mathbf{q}jj'}(\Omega), \quad (23)$$

$$\Sigma_{\mathbf{q}jj'}(\Omega) = -18 \sum_{\mathbf{q}_1 \mathbf{q}_2 s_1 s_2} \Theta_{\mathbf{q}\mathbf{q}_1 \mathbf{q}_2}^{j s_1 s_2} \Theta_{\mathbf{q}\mathbf{q}_1 \mathbf{q}_2}^{j' s_1 s_2} S(s_1, s_2, \Omega), \quad (24)$$

and

$$\begin{aligned}
S(s_a, s_b, \Omega) = & (n_a + n_b + 1) \left[\frac{1}{(\omega_a + \omega_b - \Omega)_p} - \frac{1}{(\omega_a + \omega_b + \Omega)_p} \right] + \\
& + (n_a - n_b) \left[\frac{1}{(\omega_b - \omega_a + \Omega)_p} - \frac{1}{(\omega_b - \omega_a - \Omega)_p} \right],
\end{aligned} \quad (25)$$

where the subscript p denotes principal value.

We can now consider the polariton spectral function in a prototypical anharmonic system. As a benchmark, we consider PbTe in the rock-salt structure, known to have anomalous phonons at the zone center [31]. In Fig. 4(a) we present the polariton spectral function, and in (b) we show only the photon-like parts of the spectrum. Clearly, the effect of the strong phonon anharmonicity is not restricted to the phonon system, but also broadens the photon-like parts into complex line shapes. We note in passing that the contribution from the three-phonon anharmonicity is, by several orders of magnitude, the dominant term in determining the broadening. The terms in Eq. (20) that involve electric fields have a negligible contribution to the self-energy. This can be inferred from the fact that the integral in Eq. 24 picks up anharmonic contributions from the entire Brillouin zone, but the electromagnetic contributions are confined to a small fraction of the domain.

By integrating the electromagnetic part of the spectral function we can define the photon density of states as

$$g(\Omega) = \sum_{\mathbf{q}j} -\frac{1}{\pi} \Im \{ G_{\mathbf{q}jj}(\Omega) \} \sum_{\mu} \nu_{\mathbf{q}j}^{\mu\dagger} \nu_{\mathbf{q}j}^{\mu}, \quad (26)$$

where the sum over μ encompasses the EM part of the polariton eigenvectors. We can then obtain the black-body spectrum, shown in Fig. 4c. At frequencies far higher than the phonon frequencies, the photon density of states scales as ω^2 and we recover Planck's law of thermal radiation [32], as shown in the inset of Fig. 4(c). In the polariton regime, however, there is a strong deviation from Planck's law. The absorption energy range is consistent with the fact that lead chalcogenides are used as THz detectors [33, 34].

Finally, we can now turn to the imaginary part of the ionic dielectric response. Based on Eq. (13), to lowest anharmonic order it is given by

$$\epsilon_{\text{ion}}^{\mu\nu}(\mathbf{q}, \Omega) = \sum_{jj'} J_{\mathbf{q}jj'}(\Omega) Z_{\mathbf{q}j}^{\mu} Z_{\mathbf{q}j'}^{\nu}, \quad (27)$$

i.e., by the polariton spectral function weighted by the mode effective charge. The real part of the susceptibility is determined as the Kramers-Kronig transform of

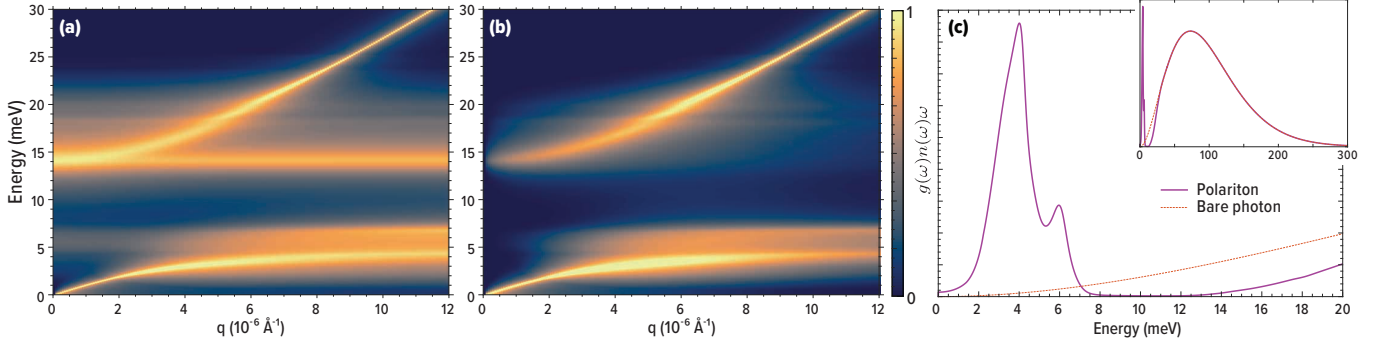


FIG. 4. (a) Polariton spectral functions for PbTe at 300K. Panel (b) is only the electromagnetic part of the polaritons, i.e. the photon spectral function. Panel (c) is the anharmonic photon density of states, compared with the one obtained using the ideal Planck's law.

the imaginary part. As a prototypical system we chose Ga_2O_3 . In Fig. 5a we show the anharmonic polariton spectral function and in 5b we plot the imaginary part of $\epsilon_{\text{ion}}^{11}$. The main difference between the phonon and polariton pictures is that the dielectric response depends on both direction and magnitude of \mathbf{q} , an issue that to the best of our knowledge is generally not considered. Our prediction of a dispersive dielectric response can be tested experimentally, e.g., by THz ellipsometry.

In conclusion, we presented non-empirical theory for phonon-polaritons in bulk materials. The key difference from established theory is that the electromagnetic field is explicitly included in the Hamiltonian as a dynamical variable. This has allowed us to compute harmonic and anharmonic phonon-polariton dispersion relations, spectral functions, dielectric response, and black-body radiation in both simple and complex materials. Our treatment offers a comprehensive and predictive description of phonon-polaritons and sets the stage for exploring a variety of light-matter interaction phenomena, ranging from the microscopic origin of thermal radiation to the design of novel optoelectronic devices that leverage the unique properties of polaritonic excitations.

ACKNOWLEDGEMENTS

Supercomputer resources were provided by the National Academic Infrastructure for Supercomputing in Sweden (NAISS). L.K. acknowledges support from the Aryeh and Mintzi Katzman Professorial Chair and the Helen and Martin Kimmel Award for Innovative Investigation.

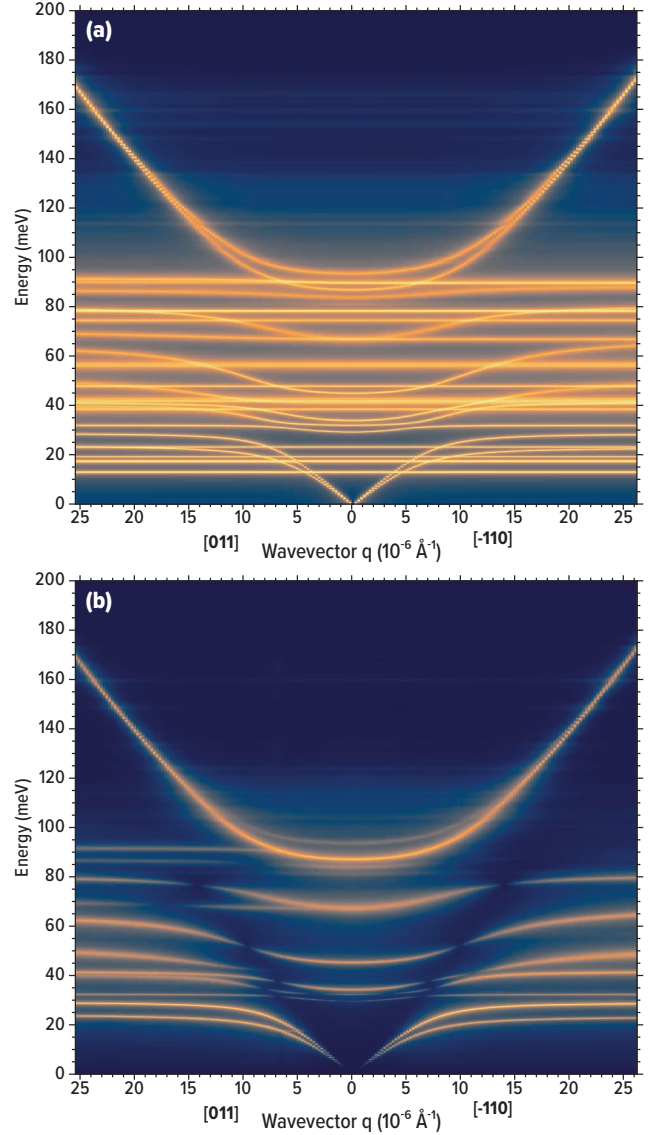


FIG. 5. (a) Polariton anharmonic spectral function and (b) xx -component of the imaginary part of the dielectric function in β - Ga_2O_3 .

[1] K. Huang, On the interaction between the radiation field and ionic crystals, [Proceedings of the Royal Society of](#)

- London. Series A. Mathematical and Physical Sciences **208**, 352 (1951).
- [2] K. Huang, Lattice Vibrations and Optical Waves in Ionic Crystals, *Nature* **167**, 779 (1951).
 - [3] J. J. Hopfield, Theory of the Contribution of Excitons to the Complex Dielectric Constant of Crystals, *Physical Review* **112**, 1555 (1958).
 - [4] J. Brandmüller, R. Claus, and L. Merten, *Light Scattering by Phonon-Polaritons*, Springer Tracts in Modern Physics (Springer Berlin, Heidelberg, 1975).
 - [5] T. G. Giallorenzi, Quantum Theory of Light Scattering by Damped Polaritons, *Physical Review B* **5**, 2314 (1971).
 - [6] H. J. Benson and D. L. Mills, Theory of Light Scattering from Polaritons in the Presence of Lattice Damping, *Physical Review B* **1**, 4835 (1970).
 - [7] R. Pick, Phonons and photons in crystals, *Advances in Physics* **19**, 269 (1970).
 - [8] N. C. Passler, X. Ni, G. Hu, J. R. Matson, G. Carini, M. Wolf, M. Schubert, A. Alù, J. D. Caldwell, T. G. Folland, and A. Paarmann, Hyperbolic shear polaritons in low-symmetry crystals, *Nature* **602**, 595 (2022).
 - [9] Z. Pan, G. Lu, X. Li, J. R. McBride, R. Juneja, M. Long, L. Lindsay, J. D. Caldwell, and D. Li, Remarkable heat conduction mediated by non-equilibrium phonon polaritons, *Nature* **623**, 307 (2023).
 - [10] J. Matson, S. Wasserroth, X. Ni, M. Obst, K. Diaz-Granados, G. Carini, E. M. Renzi, E. Galiffi, T. G. Folland, L. M. Eng, J. M. Klopff, S. Mastel, S. Armster, V. Gambin, M. Wolf, S. C. Kehr, A. Alù, A. Paarmann, and J. D. Caldwell, Controlling the propagation asymmetry of hyperbolic shear polaritons in beta-gallium oxide, *Nature Communications* **14**, 5240 (2023).
 - [11] A. Bergeron, C. Gradziel, R. Leonelli, and S. Francoeur, Probing hyperbolic and surface phonon-polaritons in 2D materials using Raman spectroscopy, *Nature Communications* **14**, 4098 (2023), 2208.13208.
 - [12] M. Ruggenthaler, D. Sidler, and A. Rubio, Understanding Polaritonic Chemistry from Ab Initio Quantum Electrodynamics, *Chemical Reviews* **123**, 11191 (2023).
 - [13] M. Born and K. Huang, *Dynamical Theory of Crystal Lattices*, International series of monographs on physics (Clarendon Press, 1954).
 - [14] A. Zangwill, *Modern Electrodynamics*, Modern Electrodynamics (Cambridge University Press, 2013).
 - [15] J. J. Sakurai and J. Napolitano, *Modern Quantum Mechanics*, 3rd ed. (Cambridge University Press, 2020).
 - [16] S. Baroni, S. de Gironcoli, A. D. Corso, and P. Giannozzi, Phonons and related crystal properties from density-functional perturbation theory, *Reviews of Modern Physics* **73**, 515 (2001).
 - [17] O. Hellman and I. A. Abrikosov, Temperature-dependent effective third-order interatomic force constants from first principles, *Physical Review B* **88**, 144301 (2013), 1308.5436.
 - [18] O. Hellman, P. Steneteg, I. A. Abrikosov, and S. I. Simak, Temperature dependent effective potential method for accurate free energy calculations of solids, *Physical Review B* **87**, 104111 (2013), 1303.1145.
 - [19] O. Hellman, I. A. Abrikosov, and S. I. Simak, Lattice dynamics of anharmonic solids from first principles, *Physical Review B* **84**, 180301 (2011), 1103.5590.
 - [20] F. Knoop, N. Shulumba, A. Castellano, J. P. A. Batista, R. Farris, M. J. Verstraete, M. Heine, D. Broido, D. S. Kim, J. Klarbring, I. A. Abrikosov, S. I. Simak, and O. Hellman, TDEP: Temperature Dependent Effective Potentials, *Journal of Open Source Software* **9**, 6150 (2024).
 - [21] C. H. Henry and J. J. Hopfield, Raman Scattering by Polaritons, *Physical Review Letters* **15**, 964 (1965).
 - [22] R. H. Lyddane, R. G. Sachs, and E. Teller, On the Polar Vibrations of Alkali Halides, *Physical Review* **59**, 673 (1941).
 - [23] J. D. Jackson, *Classical electrodynamics*, 3rd ed. (Wiley, New York, NY, 1999).
 - [24] R. Cowley, The lattice dynamics of an anharmonic crystal, *Advances in Physics* **12**, 421 (1963).
 - [25] X. Gonze and C. Lee, Dynamical matrices, Born effective charges, dielectric permittivity tensors, and interatomic force constants from density-functional perturbation theory, *Physical Review B* **55**, 10355 (1997).
 - [26] M. Schubert, *Infrared Ellipsometry on Semiconductor Layer Structures, Phonons, Plasmons, and Polaritons*, Springer Tracts in Modern Physics (Springer, 2005).
 - [27] G. B. Wright, *Light Scattering Spectra of Solids* (Springer Berlin, Heidelberg, 1969).
 - [28] N. Benshalom, G. Reuveni, R. Korobko, O. Yaffe, and O. Hellman, Dielectric response of rock-salt crystals at finite temperatures from first principles, *Physical Review Materials* **6**, 033607 (2022), 2108.04589.
 - [29] G. Leibfried and W. Ludwig, Theory of Anharmonic Effects in Crystals, *Solid State Physics* **12**, 275 (1961).
 - [30] A. A. Maradudin and A. Fein, Scattering of Neutrons by an Anharmonic Crystal, *Physical Review* **128**, 2589 (1962).
 - [31] C. W. Li, O. Hellman, J. Ma, A. F. May, H. B. Cao, X. Chen, A. D. Christianson, G. Ehlers, D. J. Singh, B. C. Sales, and O. Delaire, Phonon Self-Energy and Origin of Anomalous Neutron Scattering Spectra in SnTe and PbTe Thermoelectrics, *Physical Review Letters* **112**, 175501 (2014), 1312.7467.
 - [32] M. Planck, Ueber das Gesetz der Energieverteilung im Normalspectrum, *Annalen der Physik* **309**, 553 (1901).
 - [33] Z. Han, V. Singh, D. Kita, C. Monmeyeran, P. Becla, P. Su, J. Li, X. Huang, L. C. Kimerling, J. Hu, K. Richardson, D. T. H. Tan, and A. Agarwal, On-chip chalcogenide glass waveguide-integrated mid-infrared PbTe detectors, *Applied Physics Letters* **109**, 071111 (2016).
 - [34] T. Komissarova, D. Khokhlov, L. Ryabova, Z. Dashevsky, and V. Kasiyan, Impedance of photosensitive nanocrystalline PbTe(In) films, *Physical Review B* **75**, 195326 (2007).