

Elastic Index Select for Label-Hybrid Search in Vector Database

Mingyu Yang^{1,2}, Wenxuan Xia¹, Wentao Li³, Raymond Chi-Wing Wong², Wei Wang^{1,2}

¹The Hong Kong University of Science and Technology (Guangzhou)

²The Hong Kong University of Science and Technology

³University of Leicester

{myang250, wxia248}@connect.hkust-gz.edu.cn, wl226@leicester.ac.uk

raywong@cse.ust.hk, weiwcs@ust.hk

ABSTRACT

Real-world vector embeddings are usually associated with extra labels, such as attributes and keywords. Many applications require the nearest neighbor search that contains specific labels, such as searching for product image embeddings restricted to a particular brand. A straightforward approach is to materialize all possible indices according to the complete query label workload. However, this leads to an exponential increase in both index space and processing time, which significantly limits scalability and efficiency. In this paper, we leverage the inclusion relationships among query label sets to construct partial indexes, enabling index sharing across queries for improved construction efficiency. We introduce *elastic factor* bounds to guarantee search performance and use the greedy algorithm to select indices that meet the bounds, achieving a trade-off between efficiency and space. Meanwhile, we also designed the algorithm to achieve the best elastic factor under a given space limitation. Experimental results on multiple real datasets demonstrate that our algorithm can achieve near-optimal search performance, achieving up to 10x-500x search efficiency speed up over state-of-the-art approaches. Our algorithm is highly versatile, since it is not constrained by index type and can seamlessly integrate with existing optimized libraries.

1 INTRODUCTION

The k nearest neighbor (KNN) search over high-dimensional vectors has become a fundamental operator in modern data systems, powering applications including recommendation systems [40], data mining [6], face recognition [46], product search [46], and retrieval-argument generation (RAG) for large language models [30]. In production environments, vector embeddings are usually accompanied by structured attributes (e.g., product categories, geolocations). For instance, the customer may search for items similar to a photo and specify the brand and year in the e-commerce scenario. As illustrated in Fig. 1, the item search can be achieved by vector nearest neighbor search with label-specific. However, the exact KNN search in high-dimensional space suffers from *curse-of-dimensionality* [24], where algorithms for exact solutions have extremely high computational cost in high dimensions. Therefore, researchers turn to studying the approximate k nearest neighbor (AKNN) search, which can greatly improve efficiency by trading search accuracy. Consequently, approximate k nearest neighbor search with specific keywords and attributes has attracted extensive attention recently [5, 38]. Specifically, the entries in the database S consist of two parts: the vector embedding part and the label set L . Given a query vector q and a query label set L_q , the problem is searching the approximate nearest neighbor of q in S that the vector

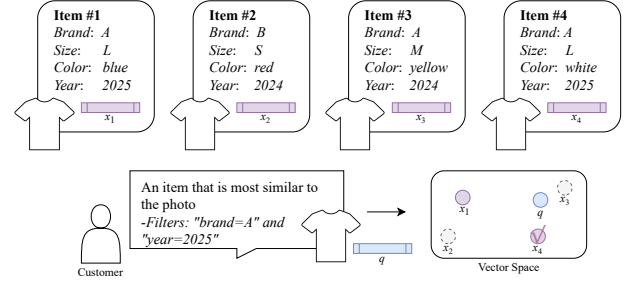


Figure 1: Example of Label Containing Nearest Neighbor Search

EXAMPLE 1. Fig. 1 illustrates the containing label search scenario in online shopping. Customers may search for an item with a given photo and an extra label requirement. In detail, the x_1, \dots, x_4 is the image embedding vector of items, and q is the query vector from the photo of customers. The customer requires the most similar item of q with a specific brand and time. Then, the x_1 and x_3 will be filtered out, and x_4 will be the nearest neighbor of q .

label set contains the query label set, where $L_q \subseteq L$. This problem involves a hybrid search combining label containment and vector similarity, aiming to achieve a better trade-off between accuracy and efficiency.

To efficiently answer the label hybrid query, existing approaches use filter search strategies and graph-based indexes [10, 11, 18, 26, 32, 35, 42], to handle the label search scenario due to their state-of-the-art AKNN search efficiency. In detail, the graph-based index treats vectors as nodes on a graph. Each node links to its proximity neighbors, forming a graph with navigation properties. Then, the filtered search approaches [18] check whether the database label set contains the query label set on the fly. If the base vector label set does not contain the query label set, the base vector can be considered filtered out. Next, two search strategies, PreFiltering, and PostFiltering, can implement a filtered search without changing the existing graph index structure. The PreFiltering strategy filters out the nodes and their neighbor information during search, while PostFiltering keeps the filtered-out nodes' neighbors for navigation. However, the search performance of these two strategies is poor when the selectivity is low. The PreFiltering strategy leads to poor search accuracy because the entry node of the graph is highly likely disconnected from the nearest neighbor, while the PostFiltering strategy computes the distance of too many filtered-out points, resulting in reduced search efficiency. Existing systems such as Milvus [41], ADB [46], VBASE [53], and CHASE [33] dynamically select different filtered search strategies based on cost estimation

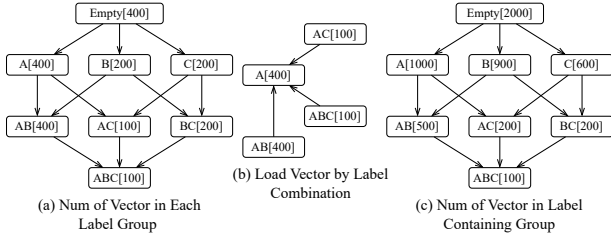


Figure 2: The Motivate Example

EXAMPLE 2. In Fig. 2, we consider a vector dataset with labels A, B, and C. The number of vectors in label L is denoted as $|L|$ [number of vectors]. Each label group is connected to its minimum superset by an arrow. As shown in Fig. 2(a), there are 400 vectors with label A only, marked as $A[400]$. For a hybrid AKNN query that needs to contain label A, an index with data in label group $\{A, AB, AC, ABC\}$ is built, a total of 1000 vectors as illustrated in Fig. 2(b). For all possible query label sets, all vector groups in Fig 2(c) need to be indexed, requiring a total of 5400 entries, which is 2.75x of the dataset cardinality.

and query planning, but the flaws of the strategy itself still limit the search performance. Some heuristic approaches, such as NHQ [42] and HQANN [47], use fusion distance to include the label as part of the distance computation. These methods require manual adjustment of the weights of the two parts, and their performance has a large gap compared to the state-of-the-art.

State-of-the-Art. Recent methods ACORN [38] and UNG [5] are state-of-the-art algorithms for label-hybrid search. The ACORN method extends the PreFiltering strategy to deal with the connectivity issues at low selectivity. In detail, ACORN introduces an additional parameter γ in graph construction to build a dense graph with γ times outgoing edges per node of a normal graph index. A denser graph can improve connectivity and reduce the number of unreachable nodes during graph traversal, but can not fully guarantee the completeness of the result. Since it completely ignores the base vector label during index construction. The UNG [5] method utilizes the base label set inclusion relation to enable the filtered node to be reached from the entry nodes of the graph. Specifically, UNG builds sub-graphs for the vector group with the same label set. The sub-graph of each label set L_i is linked multiple cross-group edges to the sub-graph of its minimum superset L_s . This approach ensures that all base vector label sets containing the L_i can be reached from the sub-graph entry points of group L_i . Thus, guarantee the completeness. However, the above methods only apply to graph-based indexes and thus lack *index flexibility*. More importantly, these methods lack theoretical or practical *search efficiency guarantees*. Experiments show that the performance of the above algorithm seriously degrades when the label set size increases. Meanwhile, the above algorithms also lack methods that can *fully utilize resources* with limited space.

Challenge. Although the set of all possible labels may be large, the label set of a single entry may be sparse in practice because some attribute values are orthogonal to others. For example, the set of all possible product brands may be large, but a single product can only have one brand. Meanwhile, insignificant keywords can be integrated into the vector as features to avoid a single entry having

Table 1: We compare our methods with existing solutions. The *Search Performance* represents the accuracy and efficiency of algorithms and is verified experimentally. The *Efficiency Guarantee* indicates the theoretical time complexity analysis, correctness guarantee, and that performance is predictable. *Index Flexibility* refers to the label-hybrid search problem, not restricted by a specific index. *Space Utilization* allows for more efficient trade space.

Feature	ELI (Our)	NHQ	UNG	ACORN	Filtered
Search Performance	★ ★ ★	★	★ [↑]	★ [↑]	★
Efficiency Guarantee	✓	×	×	×	×
Index Flexibility	✓	×	×	×	✓
Space Fully Utilize	✓	×	×	✓ [↓]	×
Result Completeness	✓	×	✓	×	×

a large number of labels. Even if the label set L of a single entry is not large, the brute-force approach still requires indexing $2^{|L|}$ entries. As shown in Fig. 2, for an entry with a label set of $\{ABC\}$, it needs to be inserted into the 8 groups $\{\emptyset, A, B, C, AB, AC, BC, ABC\}$, corresponding to the 8 possible label containing query label sets, where \emptyset is the case without considering the label. When the average label set size is 6-10, the entries that need to be indexed are 64x-1024x of the original, resulting in extremely high construction time and space.

Our idea. In this paper, we consider constructing indices with near-optimal search performance with limited space and time. Instead of building indexes for all possible label combinations as the brute-force approach, we selectively build partial indexes and exploit the covering relationship of sets to make the corresponding hybrid queries share the index. We use the *elastic factor* to model the overlap coverage ratio of entries between label sets, which can also serve as a performance indicator. A higher *elastic factor* means more search efficiency in both theory and practice. For instance, in Fig 2 right, the entries in group $\{A\}$ contain group $\{AB\}$ data with an overlap ratio of 0.5. Using the index built by entries in group $\{A\}$ can efficiently answer $\{AB\}$ -containing AKNN queries with the filter search strategy. The data entries in group $\{B\}$ also cover group $\{AB\}$ and have a higher coverage ratio/elastic factor. Using the index of the group $\{B\}$ to perform a filter search to answer $\{AB\}$ -containing queries is more efficient. Therefore, we use the greedy algorithm to select some indices to meet the search performance requirements. In addition, we use the monotonicity of the selection strategy to achieve the optimal index configuration under limited space and time. Compared with the current methods in Table 1, our approach has higher flexibility, theoretical performance guarantees, better practical search efficiency, and the ability to trade space for near-optimal search performance.

Contribution. We summarize our main contributions as follows:

Problem Analysis. § 3 We analyzed the solutions to problems related to label-hybrid search. The current solutions have low flexibility, lack search efficiency guarantees, and have a large performance gap compared to the optimal approach. We provide a theoretical evaluation of search performance based on the elastic factor, which motivates our novel index-sharing approach.

Novel Efficiency-oriented Index Select Approach. § 4 We formulate the fixed efficiency index selection problem (EIS), where a subset of candidate indices is selected to guarantee search performance with optimized index space. We establish the NP-hardness of this problem and propose a greedy-based algorithm that delivers an approximate solution.

Optimized Index Select with Limited Resource. § 5 We further investigate how to fully utilize constrained space to achieve optimal search efficiency. By leveraging monotonicity properties, we reduce the Fixed-Space Index Selection (SIS) problem to our Efficiency-oriented Index Selection (EIS) problem. This reduction enables us to derive a space-aware, efficiency-optimal indexing strategy based on solutions to EIS.

Extensive Experiments. § 6 We evaluate our algorithm on multiple real-world datasets with diverse label distributions. Experimental results demonstrate that our approach achieves near-optimal retrieval efficiency while requiring only 1x additional space. Furthermore, our solution maintains robust performance across large-scale datasets and extensive label sets, delivering $10\times-800\times$ speedup over state-of-the-art baselines.

2 PRELIMINARY

In this section, we define the label-hybrid approximate k nearest neighbor search problem in § 2.1. The involved indexing algorithms and filtered search strategies are introduced in § 2.2,

2.1 Definition

We first consider the problem definition of label-hybrid search. The entry (x_i, L_i) in a label vector hybrid dataset S consists of two parts: the vector embedding $x_i \in \mathbb{R}^d$ in d -dimensional space and the label set L_i . The label set L_i consists of label elements $l_i \in L_i$, which can also be an empty set. Then, we consider the label-hybrid query (q, L_q) , where q is the query vector and L_q is the label set of the query. When L_q is given, the entries in S are filtered first and then searched. The filtered set $S(L_q)$ can be regarded as the subset of entries in S whose label set contains L_q , defined as $S(L_q) = \{(x_i, L_i) \in S \mid L_q \subseteq L_i\}$. With all notation above, the label-hybrid k nearest neighbor search is formally defined:

Definition 2.1 (Label-Hybrid k Nearest Neighbor Search). Given a label-hybrid dataset S and a query tuple (q, L_q) . The label-hybrid k nearest neighbor search problem requires returning a set $S' \subseteq S(L_q)$ of k entries, where for any $(x_i, L_i) \in S'$ and any $(x_j, L_j) \in S(L_q)$, $\delta(x_i, q) \leq \delta(x_j, q)$.

However, the exact nearest neighbor search (NNS) suffers from the *curse-of-dimensionality* [24]. The data structures [3, 4, 37] work in low-dimensional space perform poorly in high-dimensional space. Therefore, approximate nearest neighbor search has been extensively studied [1, 7, 10, 11, 13–17, 26, 28, 31, 35, 44, 45, 49, 51, 54] because it can greatly improve search efficiency at the cost of sacrificing accuracy. The label hybrid search faces the same problem, and the approximate solution is the main focus of this paper. That is, the label-hybrid approximate k nearest neighbor search (label-hybrid search for short) problem. To measure the quality of label-hybrid search, the *recall* as the metric is defined as: $recall = |\hat{S} \cap S'|/|S'|$

Table 2: A Summary of Notations

Notation	Description
S	A set of vectors, each with an extra label set
L_i, L_q	The base and query label set
$S(L_q)$	The dataset filtered by query label set L_q
$ L $	The size of set L
\mathcal{L}	The label set with all possible label
$ \mathcal{L} $	The number of all possible label
N	The cardinality of S
q	The query vector
e	The elastic factor
d	The dimensionality of S
$\delta(u, v)$	The distance/similarity between u and v
I	The AKNN search index such as HNSW
τ	The sapce limitation

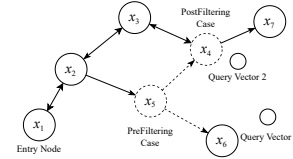


Figure 3: The Graph Search Example

where S' is the groundtruth and \hat{S} is the result return by approximate solution. The label-hybrid search needs to achieve both higher search efficiency and higher result accuracy (recall).

Remark. The label-hybrid search can be regarded as a special case of the filtered nearest neighbor search problem [18], which uses the label set inclusion relationship for filtering. This paper focuses on set inclusion relations, where set intersection ($L_q \cap L_i \neq \emptyset$) and set equality ($L_q = L_i$) can be solved by simple transformation and partition indexing approaches. We analyze this in detail in § 3.

2.2 AKNN Index and Filtered Search

The existing filter search and label-hybrid search approaches still involve the existing AKNN search index. Among various vector indexes, graph-based indexes [11, 23, 26, 32, 35, 39] are widely used due to their state-of-the-art search efficiency. Specifically, the graph-based index treats vectors in high-dimensional space as nodes on the graph, and each node is connected to its proximity vector, making the graph navigable. The search process starts from the entry node of the graph and moves iteratively to nodes closer to the query. The essential aspect of the graph index lies in the edge occlusion strategy. This approach makes each step of the graph search get closer to the query as possible while preventing the graph from becoming dense. More importantly, the node degree of the graph can be bounded by a constant after edge occlusion [11, 25]. The graph index can support top k approximate nearest neighbor search by utilizing beam search, maintaining the current best top- m results during graph search where m is the beam size. Under ideal indexing conditions (low index efficiency and query is within database) [11, 25], only one extra search step in the graph is required to find the $k+1$ nearest neighbors, and the overall time complexity is the log level of the data cardinality [11, 25]. Next, we consider the filtered search strategy with the graph index.

The PreFiltering and PostFiltering approaches are basic strategies that utilize graph indexes for a filtered search. The advantage

lies in the unchanged index structure, which only needs specific filtering conditions during the graph traverse. The PreFiltering strategy removes the filtered node and its neighbor during graph search. As illustrated in Fig. 3, the nodes x_4 and x_5 are filtered out with two specific queries. When searching for query 1, the PreFiltering strategy removes the outgoing edges of x_5 , making the nearest neighbor x_6 unreachable from the entry node x_1 . The PostFiltering strategy retains the filtered node information for routing without recording it in the result set. When searching for query 2 in Fig. 3, the PostFiltering algorithm visit node x_1, x_2, x_3, x_4, x_7 at each search step. The outgoing edge of x_4 is still used for routing, and finally, the filtered nearest neighbor x_7 is searched. Since the filtered-out nodes will not be retained in the result set, the final result returned is x_7 , the nearest neighbor in the filtered nodes. For the top k filtered search, the PostFiltering method only needs to keep searching the $k+1$ nearest neighbors and accumulate k unfiltered results, but the time complexity is affected by the selectivity of the query. If most of the points are filtered out, it may visit near $O(N)$ points to accumulate k results. The PreFiltering method encounters the same challenge. With a small selectivity, it is difficult to ensure that the nearest neighbor can be reached from the entry node, making its correctness and time complexity difficult to analyze.

2.3 Limitation and Challenge

Limitation. Using filtered search technology to answer the label-hybrid search problem performs poorly when selectivity is low. Although technologies such as query planning can select the best filter strategy based on the query workload, the filter search algorithm still has a large performance gap compared to the optimal approach, which only indexes filtered vectors. To mitigate the search performance loss of the filter search, specialized algorithms are proposed for label hybrid search. NHQ considers the label set as part of the distance and proposes a fusion distance for search and indexing. This method requires adjusting the weights of the label and vector manually. Although an empirical setting method is given, the overall search performance has a large gap with the state-of-the-art algorithms ACORN and UNG. In addition, the change in the distance computation also makes it difficult to analyze both the time complexity and the soundness of the algorithm.

The current approach ACORN constructs a denser graph index based on a compressed neighbor list. For label hybrid search, PreFiltering search is performed on the subgraph composed of filtered points. A denser graph can practically avoid the node reachability problem caused by PreFiltering, but it cannot be fully guaranteed. UNG uses the containing relationship between label sets to solve this problem. The nodes of each label set are connected to the nodes of its minimum superset through cross-group edges. This ensures that the graph index only searches with filtered data and maintains connectivity. However, both ACORN and UNG are based on the navigational property of the graph that can not apply to other types of vector indexes. It is also difficult for UNG and ACORN to guarantee the search efficiency in terms of time complexity due to the heuristic nature. Moreover, the search performance is also undesirable compared with the optimal approach. Therefore, we analyze the challenges of label hybrid search from the perspective of the optimal approach next.

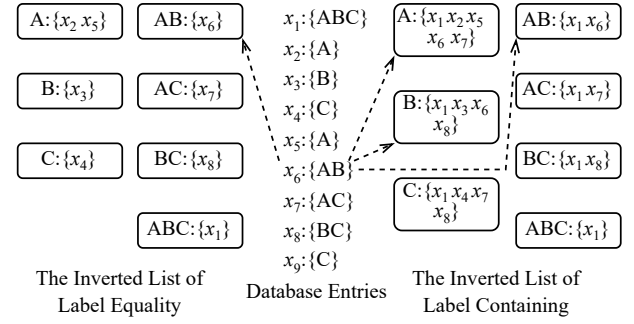


Figure 4: The Inverted List of Label Equality and Label Containing

Challenge We first consider achieving optimal search performance via existing AKNN search indexing algorithms. A straightforward approach is to pre-build indexes with data entries selected by the label-hybrid query set. The selectivity of different filter conditions varies. In the label-equality scenario, that is, the filter condition is $L_i = L_q$, the optimal approach can be achieved by directly building the index for the entries group with the same label set. As the example in the left Fig. 4, the entries are organized with the label set inverted list. To build indexes for all possible label-equality queries, each group can build a corresponding index with the label set inverted list data, and the overall cardinality remains unchanged. For instance, the index is built with vectors x_2, x_5 for $L_q = \{A\}$ query. In the case of the most efficient graph index, the overall space complexity is $O(NM)$ because the node edges are bounded by a constant M via edge occlusion. Moreover, the label-overlap query with filter condition $L_i \cap L_q \neq \emptyset$ can be obtained by merging the search results of $|L_q|$ label containing queries. That is, the overlap is converted into a label containing queries with a single label. For example, the label overlap query of $L_q = AB$ can be converted into the merge results of the label containing queries with $L_q = A$ and $L_q = B$. Therefore, the label-containing query is the focus of this paper.

The label-containing query is more widely used, but the optimal index approach has a higher cost. As illustrated in the right side of Fig. 4, the entry (x_6, AB) is inserted into three inverted lists of label sets A, B, AB, and one extra for label-free AKNN search, since the three corresponding possible L_q is set covered by label set AB. Therefore, a single entry (x_i, L_i) needs to be inserted $2^{|L_i|}$ times, if all combinations of its labels is the label hybrid query that needs to be answered. For example, the entry (x_1, ABC) is inserted into all possible label sets in right Fig. 4. Consequently, the optimal method entails substantial costs in terms of both indexing time and storage space when the average size of the label set is considerable. Although it is feasible to incorporate less significant labels into the vector features and some label combinations of hybrid queries may not be needed, an average label set size of 10 can lead to an index space that is 1000x larger than a label-free index. Limit its scalability and practical application.

Motivation. With previous analysis, the main obstacle to achieving the optimal approach is the index space and construction time cost that is exponential in the average label set size. Therefore, the goal is to reduce the indexed data as much as possible while maintaining efficiency. We found that the data in the label-containing query

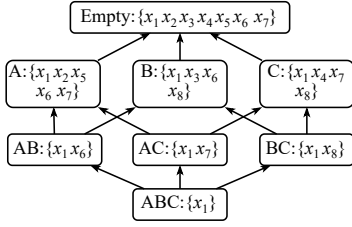


Figure 5: The cover relationship of the entries set, each set is connected to its minimum superset. Traverse from the set of this directed acyclic graph can find all its supersets.

of the optimal approach index has an inclusion relationship. For example, on the right of Fig. 4, the data within the inverted list of label set B contains the data of AB and BC. Using the index of set B and a filtered search can answer the label containing query of AB and BC. Consequently, we consider selectively building indexes corresponding to label groups to enable shared indexes for label-containing queries. Thus reducing the index space and time. The following sections discuss the search efficiency via index sharing.

3 ELASTIC INDEX SELECTION PROBLEM

The main objective of index selection is to achieve a better efficiency-space tradeoff. We can study the problem with two optimization objectives, namely efficiency and time, from different perspectives. From one perspective, the system needs to achieve a fixed efficiency. For example, the response time required by the design system is within 50ms. In the other perspective, we hope to achieve maximum efficiency under the condition of limited space. Specifically, given a machine with 32 GB of memory, the design algorithm needs to fully use the resources. First, we study the efficiency-oriented problem. We extend our algorithm with space limitation in § 5.

3.1 Index-Sharing Scheme

We first consider the efficiency and completeness of the index-sharing scheme. First, the shared index needs to contain the data possibly selected by the query to ensure the completeness of the search. For example, the entries group with label A contains the data of the group with label set AB (entries containing label AB also contain A) as illustrated in Fig. 5. Therefore, queries can only share indexes that are built on a superset of label set group entries. Next, we study the query efficiency via a shared index.

The query efficiency of the shared index is affected by the selectivity of the query. In extreme cases, we only need to perform a filter search on the index built by all entries. This is the strategy to answer label hybrid using filter search, but it has poor performance when the query selectivity is low. The reason is the low overlap between the indexed data and the filtered data, which results in the PreFiltering being unable to find the nearest neighbor and the high computational cost of the PostFiltering strategy, as our analysis in § 3. Compared with PreFiltering, the PostFiltering strategy can at least guarantee the search results, which motivates us to further analyze the relationship between its efficiency and selectivity. First, we define the *elastic factor*, which is the overlap ratio of the best index that a given label-hybrid query can share.

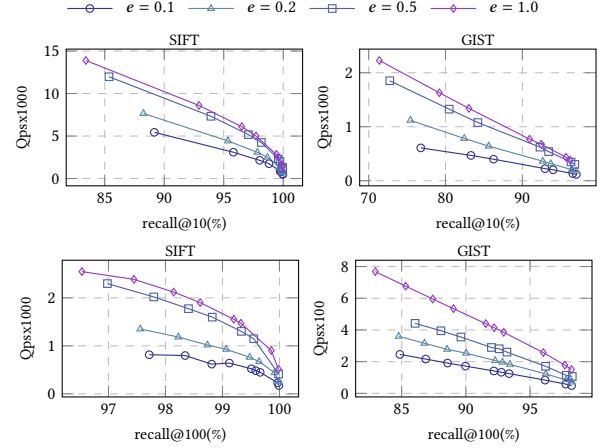


Figure 6: The test of verifying elastic factor and query efficiency. We randomly generate labeled data and queries. We built HNSW indexes for the original data and divided the queries into four groups according to the elastic factors (selectivity): 0.1, 0.2, 0.5, and 1. The case of $e = 1$ can be regarded as the optimal approach.

Definition 3.1 (Elastic Factor). Given a label-hybrid dataset S , the query (q, L_q) and a set index $\mathbb{I} = \{I_1, \dots, I_m\}$, each index is a subset of S . The elastic factor of a index set with $I_i \in \mathbb{I}$ is defined as:

$$e(S(L_q), \mathbb{I}) = \max_{S(L_q) \subseteq I_i} \left(\frac{|S(L_q)|}{|I_i|} \right)$$

Theoretically, any index that supports vector top- k nearest neighbor search can perform incremental $k+1$ search to accumulate k unfiltered data to implement filter search. Therefore, the performance is affected by the expected $k+1$ search times to accumulate k of unfiltered data. Using an index with all data in S for PostFiltering search may result in $\mathbb{E}(r) = O(N)$ when the query selectivity is very low, which is also the reason for its low efficiency. However, if the query is answered with an elastic factor of constant c , the expectation of $k+1$ search times can also be bounded by a constant $O(k/c)$. In the case of using the graph index, only one extra step is needed to search for the $k+1$ nearest neighbor under ideal conditions (slow build process, query in database). Thus, if any label hybrid query has a shared index with a minimum elastic factor of c , the overall search time complexity remains unchanged, with only an additional factor of k/c . We summarize this into Lemma 3.2.

LEMMA 3.2. *Given a label-hybrid dataset S , a label-hybrid query (q, L_q) and index set \mathbb{I} . Let $O(C)$ be the top-1 search time complexity of the graph index. If the elastic factor is a constant $e(S(L_q), \mathbb{I}) = c$, the expected time complexity of filter AKNN search with a graph index is $O(C + k/c)$.*

Since different graph indexes have different time complexities for searching the nearest neighbor, we use C to represent it, which is the log level of the cardinality N . However, the above time complexity requires that the graph index adopts $O(N^3)$ construction time complexity [11, 25], which makes it unsuitable for large-scale vector search.

In practice, graph indexes use some heuristic methods to speed up construction [11, 23, 32, 35]. For example, the edge occlusion

of each node only considers some of its proximity neighbors. This also results in approximate results. Moreover, the theory in [11] requires the query within the database, while in practice, the query can be in arbitrary locations. Therefore, we conducted a practical efficiency evaluation of PostFiltering search with different elastic factors on the SIFT and GIST datasets. From the result in Fig. 6, the maximum elastic factor supported by the indexes for the label-hybrid queries directly affects its search performance. A higher elastic factor means higher efficiency, corresponding to the lower time complexity analyzed previously. When $e(\cdot, \cdot) = 1$, the search efficiency is optimal, equivalent to building an index for the filtered data. Besides, the search efficiency is sublinear to the elastic factor. When the elastic factor is 1/10 of the optimal, the search efficiency is only reduced by 2x when recall is 98% and $k=10$. This is because the time complexity of filter search with a smaller elastic factor index is only increased by a factor relative to top- k . The time complexity of searching the nearest neighbor remains unchanged, still at the log level of the cardinality N . This performance gap becomes significant when k is larger, and the efficiency is reduced by 3x when $k=100$ and recall is 98%. However, the top k setting in the AKNN search is not large in many applications and is generally much smaller than N . Therefore, if the elastic factor of the query index is constant, the overall time complexity can still be bounded.

Thus far, we have analyzed the impact of elastic factors on search efficiency. Next, we will consider how to achieve a higher elastic factor at a lower cost.

3.2 Problem Definition.

We first define the fixed efficiency index selection (EIS) problem. Unfortunately, when using graph indexes, our query cost is not linear with the cardinality of the data. Instead, we use the elastic factor to model query efficiency. Specifically, we map the query cost to the elastic factor of the query. Then, we can select some indices to make the elastic factor of the query at least greater than a constant bound c . This makes the top- k search algorithm only scale k/c in theory, and we can control the bound c to ensure query efficiency. Formally, we define the EIS problem as follows.

Definition 3.3 (Fixed Efficiency Index Selection (EIS-decision)).

Input The label-hybrid dataset S , the label-hybrid query where the label sets are $\mathcal{L}_q = \{L_1, \dots, L_n\}$, the index collection $\mathbb{I} = \{I_1, \dots, I_n\}$ which can be viewed as the selected data corresponding to each query where $I_i = S(L_i)$, the cost of each index denoted by $|I_i|$. A non-negative real number τ .

Output A subset \mathbb{I}' of \mathbb{I} such that the elastic factor $e(\mathbb{I}', S(L_i))$ is greater than c for any $L_i \in \mathcal{L}_q$ and the total cost is less than τ .

When only the label part of the query is considered, the number of queries is $2^{|\mathcal{L}_q|}$ in the worst case. In practice, this number will be smaller due to the orthogonality of some labels. In the problem definition, we only build indexes for the vectors selected by the given query label sets and do not consider the label combinations that are not within them. In this paper, we assume the top index always exists. That means the query workload always needs a label-free nearest neighbor search. Therefore, in the problem definition,

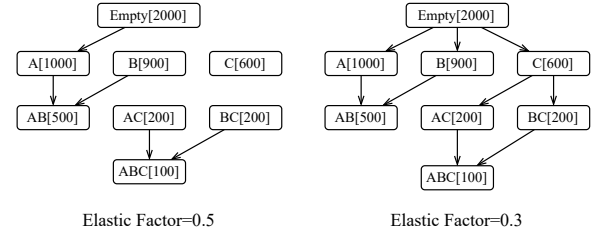


Figure 7: The cover relationship of the query index.

EXAMPLE 3. Fig. 7 shows the index inclusion relationship under different elastic factor constraints $e = 0.5$ or $e = 0.3$. Under the setting of $e = 0.5$, the top index can answer the label contain query of both $L_q = A$ and $L_q = \emptyset$ because the overlap between group A and top is greater than or equal to 0.5. The top index is not available for the $L_q = B$ query because the overlap is only 0.45. When $e = 0.3$, the top index can answer the query of $L_q = B$ and $L_q = C$. Note that the top index cannot answer the query of $L_q = AB$ because its overlap is only 0.25, which is feasible under the setting of $e < 0.25$. When $e = 0$, the top index can handle all possible queries.

we exclude the cost of the top index to simplify the problem ($|I_{top}| = 0$). Next, the EIS problem aims to determine whether there is a solution with cost less than τ with elastic factor at least c . The user-specific parameter c affects the index sharing relationship as illustrated in Fig. 7. In subsequent sections, we use its monotonic relationship with index cost to achieve optimization under fixed space.

Remark. In this paper, the cost of each index is the space it requires. When using a graph index, we can simplify the cost of the index to the number of vectors in the index because the node degree of the graph index can be bounded by a constant [11, 25]. Each node on the graph has M (user-specified parameter) edges for fast memory access in practice. [34]. In other words, we only need to multiply the total cost by M to obtain the space usage of the index set.

3.3 Problem Hardness.

We proved the NP-hardness of the EIS problem in Theorem 3.4. This analysis illustrates the challenges of solving the love EIS problem and motivates us to propose the greedy algorithm in practice.

THEOREM 3.4. *The EIS problem is NP-hard.*

PROOF. To prove the NP-hardness of EIS, we first introduce an NP-complete problem called the 3-Set Cover (3-SC) [8, 29].

Input A universal set \mathbb{U} containing p elements, denoted as $\mathbb{U} = \{u_1, u_2, \dots, u_p\}$, a set \mathbb{S} containing l subsets, denoted as $\mathbb{S} = \{s_1, s_2, \dots, s_l\}$, where each $s_i \in \mathbb{S}$ contains up to 3 elements from \mathbb{U} . A non-negative number k .

Output A non-empty subset from \mathbb{S} , denoted as \mathbb{A} whose union is still \mathbb{U} and the size is less than k .

Given a 3-SC instance defined above, we could generate an instance of the EIS-decision problem in Fig. 8 where the arrow denotes the cover relationship. Solving this EIS-decision problem is equivalent to solving the 3-SC instance. As illustrated in Fig. 8 (a), each element s_i from \mathbb{S} and u_i from \mathbb{U} in 3-SC instance are mapped to an index in \mathbb{I} except the top and bottom one. The top index is built

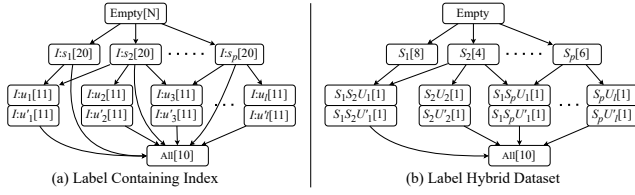


Figure 8: The Proof of NP-hardness.

with all entries, and the bottom index is built with data entries that contain all possible labels. In this case, the query label set is limited to label combinations that appear in base S . From Fig. 8 (b), each label set of s_i index is set as a single element S_i . If $u_i \in s_i$, we add S_i to the label set of u_i index, and the init label set is U_i . This can ensure the s_i index can cover u_i . Additionally, we add a duplicate index u'_i that has the same label set as u_i except the init label U_i , which is set as U'_i . We add the duplicate index to ensure that the cost of using s_i to cover u_i is lower than the cost of selecting u_i alone. Next, we design the cost (size) of each index and the elastic factor bound c . The cost of u_i and u'_i is 11, since the index contains one entry with the corresponding label set and 10 entries from the bottom of Fig. 8. For example, the query index u_1 contains 1 entry with $\{S_1S_2U_1\}$ and 10 entries with all labels for containing query label set $\{S_1S_2U_1\}$. The cost of s_i index is set to 20, where up to 3 u_i is covered by s_i , and the number of entries with label S_i is set to $10-2 \times |s_i|$. For instance, the s_2 index contains 4 entries with label S_2 and 6 entries from $u_1, u_2, u_3, u'_1, u'_2, u'_3$, and 10 from bottom. The cost of s_i is equal to adjusting the number of S_i label entries. Then, the elastic factor can be set to $20/N < c < 0.5$ such that the top index can cover the s_i index but can not cover u_i , and the s_i index can cover u_i if $u_i \in s_i$. Next, we analyze the solution from 3-SC to EIS-decision.

Solution to 3-SC \Rightarrow Solution to EIS-decision. For EIS, the top index can cover index s_i , and the cost is excluded as we discussed before. Since each s_i has the same cost (cost=20), we set $k = \lfloor \tau/20 \rfloor$. Assuming 3-SC can be solved, then we can determine whether a subset A of S with up to k elements is equal to the universal set U . If the solution A for 3-SC exists, we select $s_i \in A$ to cover all u_i in Fig. 8 and the cost is $k \times 20 \leq \tau$. Any selected index can cover the bottom index. Then, all $L_i \in \mathcal{L}_q$ are covered with an elastic factor greater than c .

Solution to EIS-decision \Rightarrow Solution to 3-SC. For a 3-SC instance with parameter k . We can still set $\tau = k \times 20$. If the solution I' of EIS-decision exists, we can get a subset of I that covers all $I : u_i$ indices. As we discussed, the cost of index u_i is greater than any s_i containing u_i , and any s_i can cover the bottom index. We transfer the u_i in solution I' to any s_i that contain u_i . This operation will only reduce the cost without affecting the correctness of the solution. Then we can get the solution A for 3-SC by select s_i in I' . Since the cost of each element in I' is 20 and the threshold τ is $k \times 20$, the number of elements can only be less than or equal to k . This indicates that A' is the solution to 3-SC.

Since EIS-decision is NP-complete, the optimization version of EIS is NP-hard. \square

Algorithm 1: Greedy Algorithm

Input: The Index Set I , The Elastic Factor c

Output: The Selected Index Set I'

```

1  $I' \leftarrow \{\text{Top Index}\};$ 
2 for  $i = 1$  to  $k$  do
3    $I \leftarrow I_i \in I \setminus I'$  such that  $B(I_i, I')$  is maximum;
4    $I' \leftarrow I' \cup \{I\}$ 
5 return  $I'$ ; // Greedy Result
```

The NP-hardness of the EIS problem makes the optimal index selection intractable. Consequently, we look for heuristic algorithms that give an approximate solution. A straightforward approach is to use a greedy algorithm to select indices sequentially, choosing the best index each time.

4 PROBLEM SOLUTION

In § 4.1, we present a greedy algorithm to solve the EIS problem, while in § 4.2 we study the time cost and solution for large-scale data.

4.1 The Greedy Algorithm.

Consider a label-hybrid index set where each index is associated with a corresponding space cost. We first need to define the benefit of each index selection and then select the index with the largest benefit at each iteration. Note that the index built using all data always exists (top index); this is because we need to ensure that each query has at least one index answer that is not efficient. In addition, the index also needs support for AKNN searches without labels, and no index can be shared with the top one except itself. Therefore, our index selection set I' initially contains the top index. Then, we define *benefit* of selecting one index from the all possible index set I . Suppose we have selected the set of indices I' , we define the *benefit* $B(I', I')$ of selecting index I' under current state I' as follows.

Definition 4.1. Let $C \subset I$ be the index set covered by the selected index set I' under elastic factor c where:

$$C = \{I_i \in I \mid \exists I_j \in I' \text{ s.t. } (I_i \subseteq I_j) \wedge (|I_i|/|I_j| > c)\}.$$

Let C' denote the set of index covered by I_i where:

$$C' = \{I_i \in I \setminus C \mid (I_i \subseteq I') \wedge (|I_i|/|I'| > c)\}.$$

The benefit $B(I', I')$ is defined as:

$$B(I', I') = \sum_{I_i \in C'} |I_i|/|I'|$$

When only the number of indices is considered, the benefit of selecting an index should be the number of indices it can cover. Suppose the cost of the index is given by the number of vectors in it. The benefit is then defined as the sum of the costs of the indices covered per unit. Next, we summarize the greedy strategy in Algorithm 1. That is, we select the index with the largest unit value each time. We provide a dataset example in Fig. 9. Fig. 9 (a) illustrates the vector label set organized in each group, where 3 vectors have no label and 3 vectors with label set $\{ABC\}$. Fig. 9 (b) demonstrates the number of vectors considered by all possible label-containing queries. For example, in the case of the label containing

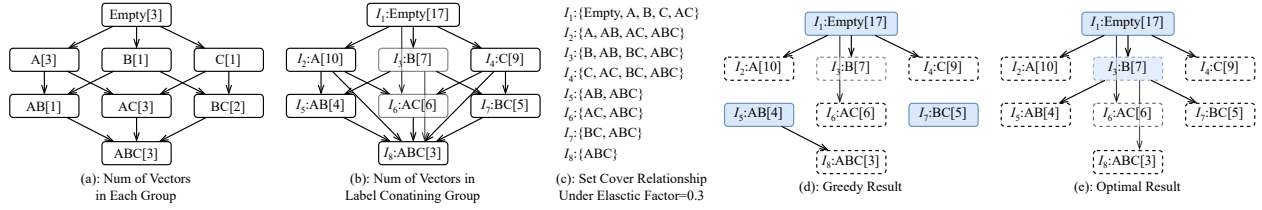


Figure 9: The Running Example.

Table 3: The Benefits per-Unit of Possible Choices.

	Init Round	Second Round	Third Round
I_1	49 / 17 = 2.88		
I_2	23 / 10 = 2.30	7 / 10 = 0.70	0 / 10 = 0.00
I_3	19 / 7 = 2.71	12 / 7 = 1.71	5 / 7 = 0.71
I_4	23 / 9 = 2.55	14 / 9 = 1.55	5 / 9 = 0.55
I_5	7 / 4 = 1.75	7 / 4 = 1.75	
I_6	9 / 6 = 1.50	3 / 6 = 0.50	0 / 6 = 0.00
I_7	8 / 5 = 1.60	8 / 5 = 1.60	5 / 5 = 1.00
I_8	3 / 3 = 1.00	3 / 3 = 1.00	0 / 3 = 0.00

query $L_q=\{A\}$, the vectors with labels $\{A\}$, $\{AB\}$, $\{AC\}$, and $\{ABC\}$ all contain label A, totaling 10 vectors. Building index I_2 on these 10 vectors can not only answer the label containing query $L_q=A$, but also answer queries such as $L_q=\{AB\}$ or $\{AC\}$ when using filter search because it has all the data corresponding to the query. Fig. 9 (c) shows the index sharing when the elastic factor is 0.3. The index I_2 can answer queries with $L_q=\{ABC\}$, since its overlap ratio is 3/10, which is equal to 0.3. The I_1 index cannot answer $L_q=\{ABC\}$ because its overlap ratio 3/17 is less than 0.3.

With the dataset given in Fig. 9, we consider the benefit of index selection next. We list the benefit per-unit cost of each index choice in Table 3. Since our index selection needs to include the top index I_1 , we always select I_1 in the first round, regardless of the unit benefit of each index. Selecting I_1 can cover the query vectors corresponding to the indexes I_2, I_3, I_4, I_6 and itself, covering a total of $17 + 10 + 7 + 9 + 6 = 49$ vectors, with a cost of 17, that is, the unit benefit is $49/17=2.88$. After selecting I_1 , the benefit of each candidate index changes. For example, in the init stage, I_2 can cover indexes I_2, I_5, I_6, I_8 , a total of 23 entries with a cost of 10, and the unit benefit is $23/10=2.3$. However, in the second round, I_1 has covered I_2, I_6 , and the index of I_2 can only cover I_5, I_8 , using a cost of 10 to cover 7 vectors, with a unit benefit of 0.7. After selecting I_1 , our greedy algorithm selects the index with the largest benefit after updating as shown in Fig. 9 (d). As a result, index I_5 is selected for the second round. So far, we have selected indexes I_1, I_5 and covered all indexes except I_7 . In the third round, we selected I_7 to cover the given possible label-containing query with a cost of 5. The total cost of the greedy algorithm is $17+4+5=26$, but it is not optimal. As illustrated in Fig. 9 (e), the optimal solution selects the I_3 index in the second round. The index I_3 can only cover I_5, I_7, I_8 with a unit benefit of 1.71, which is less than I_5 because the data in I_3 is covered by I_1 . However, all queries are covered after selecting I_3 , and the total cost is $17+7=24$, better than the greedy approach.

4.2 Time Cost Analysis.

The time of selecting index also accounts for the time of overall index construction. Empirically, the index selection accounts for only a small fraction of the overall index build time with power law distribution label data. However, in theory, when the query label set is not limited by the labels that appear in the base, each data entry needs to be inserted into $2^{|L_q|}$ indexes, so the time complexity of determining the size of these indexes is $O(\sum 2^{|L_q|})$. This has little impact when the average label set size is not large, but it affects the scalability. To handle large-scale data, we can use a similar idea in [21] to obtain the approximate size of each index, such as using the simplest sampling method or more advanced estimation models [22]. With all index sizes determined, the benefit of each selection can be easily obtained. We use a heap to maintain the selection of the maximum benefit at each step. Selecting an index will affect the benefits of up to $2^{|L_q|}$ subsequent indices. We check if the top benefit of the heap has been updated, and if not, update it and reinsert it into the heap. Let N' be the number of indices, and $|L_{max}|$ be the maximum label set size. The time complexity is $O(N' 2^{|L_{max}|} \log N')$ where $2^{|L_{max}|} \leq N'$.

5 EXTEND WITH LIMITED SPACE

In the previous section, we studied the efficiency-oriented index selection problem. A natural question is how to select the index to achieve maximum efficiency under a space limitation. Since we use the elastic factor to model the search efficiency, we transfer the problem to maximizing the elastic factor bound with a given space limitation. Formally, we aim to select a subset \mathbb{I}' from all possible index set \mathbb{I} such that the elastic factor $e(S(L_q), \mathbb{I}')$ bound is maximum for given label-hybrid queries $L_q \in \mathcal{L}$ and the cost of selected index set \mathbb{I}' is less than a threshold τ . Next, we consider the hardness of the Fixed Space Index Selection (SIS) problem.

We observe that the elastic factor bound c has a monotonic property. For example, an index selection \mathbb{I}' achieves a 0.5 elastic factor with given query workload \mathcal{L}_q also satisfies any elastic factor bound less than 0.5. This property allows us to reduce the SIS problem into a decision problem that determines whether a solution \mathbb{I}' exists subject to the elastic factor greater than c and the cost is below threshold τ via binary search in polynomial time. This problem can be viewed as the decision version of the fixed efficiency index selection EIS problem. Since the optimization problem EIS can be reduced to 3-SC, the hardness of the decision problem is at least NP-complete due to the NP-completeness of the decision version of 3-SC [8]. Despite the hardness of the SIS problem, we can reuse the greedy selection method for EIS to solve the problem. We still use binary search for the best elastic factor bound c . We update the

Table 4: The Statistics of Datasets

Dataset	Dimension	Size	Query Size	Type
SIFT	128	1,000,000	1000	Image
GIST	960	1,000,000	1000	Image
MSMARC	1024	1,000,000	1000	Text
PAPER	200	1,000,000	1000	Text
OpenAI-1536	1536	999,000	1000	Text
OpenAI-3072	1536	999,000	1000	Text
DEEP	96	100,000,000	1000	Image

result if the greedy solution cost is lower than the threshold τ with a better elastic factor bound. This only requires $O(\log)$ calls to the greedy algorithm. In practice, binary search with the greedy method takes up less than 1% of the total construction time overhead, usually 1-2 seconds for even large \mathcal{L} .

6 EXPERIMENT

6.1 Experiment Settings

Datasets. We utilize six public vector datasets, which are widely used in benchmarking and evaluation (SIFT GIST)¹. Some of them are generated by state-of-the-art AI embedding models (MSMARCO² OpenAI-1536³ OpenAI-3072⁴). For the Label part, except for the paper dataset, which comes with real labels, we use the method of the previous works [5, 18] to generate label data with different distributions for other datasets. Note that some datasets have variable vector entries. We randomly sample 1 million vectors as the base vector if the dataset cardinality exceeds 1M. Moreover, we also sampled 100M data from the deep1B⁵ dataset to verify the scalability of our algorithms.

Metrics. The overall evaluation metrics involve both search efficiency and accuracy. For the search efficiency metric, we use query per second (Qps), which indicates the number of queries processed by the algorithm per second to evaluate all the methods as it is most commonly used in the benchmark. For the search accuracy, we use *recall* defined in § 2.1 as the metric to align with the baselines [5, 38]. All metrics used in the experiment are reported on averages.

Label Distribution. In real scenarios, keywords, tags, and labels often approximate the power law distribution. Previous work adopts the power law distribution, the Zipf distribution, to generate labels [5, 18]. We use its original code to generate label data for base vectors with varying possible labels of $|\mathcal{L}| = 8, 12, 24$, and 32. We also consider real datasets and other label distributions, such as Uniform and Poisson, in subsequent experiments.

Algorithms. The algorithms compared in our study are as follows:

- ELI-0.2: Our proposed method with fixed search efficiency: elastic factor bound set to 0.2.
- ELI-2.0: Our proposed method with fixed index space: use at most double the original index space.
- UNG: Unified navigating graph approach based on label navigation graph [5].

¹<https://www.cse.cuhk.edu.hk/systems/hash/gqr/datasets.html>

²<https://huggingface.co/datasets/CoHere/msmarco-v2.1-embed-english-v3>

³<https://huggingface.co/datasets/Qdrant/dbpedia-entities-openai3-text-embedding-3-large-1536-1M>

⁴<https://huggingface.co/datasets/Qdrant/dbpedia-entities-openai3-text-embedding-3-large-3072-1M>

⁵<https://storage.yandexcloud.net/yandex-research/ann-datasets/T2I/base.1B.fbin>

Table 5: Summary of Index Time (s)

	UNG	ACORN-1	ACORN- γ	ELI-0.2	ELI-2.0
SIFT	405	7	62	34	25
GIST	484	27	290	125	112
PAPER	387	9	53	43	24
MSMARC	459	29	290	148	87
OpenAI-1536	621	47	558	296	175
OpenAI-3072	1118	87	1168	652	355
DEEP	-	912	11328	8864	3991

Table 6: Summary of Index Size (Mb)

	Base	UNG	ACORN-1	ACORN- γ	ELI-0.2	ELI-2.0
SIFT	488	186	442	485	634	382
GIST	3662	175	442	485	635	383
PAPER	762	165	442	485	636	384
MSMARC	3906	233	442	485	634	382
OpenAI-1536	5853	234	442	485	634	383
OpenAI-3072	11707	234	442	485	634	383
DEEP	36621	-	44262	48591	85293	37902

- ACORN-1: ANN constraint-optimized retrieval network with low construction overhead [38].
- ACORN- γ : ANN constraint-optimized retrieval network for high-efficiency search [38].

Implementation Details. All code was implemented in C++ and compiled using GCC version 9.4.0 with -Ofast optimization. The experiments were conducted on a workstation with Intel(R) Xeon(R) Platinum 8352V CPUs @ 2.10GHz, 512GB of memory. We utilized multi-threading (144 threads) for index construction and a single thread for search evaluation. We use HNSW as the modular index with parameters $M=16$ and $efconstruct=200$. For ELI-0.2(<1.0), we use the index selection method to achieve a fixed elastic factor of 0.2. For ELI-2.0(>1.0), we use the fixed space method of at most double the origin index space to achieve the maximum efficiency. For other baselines such as ACORN and UNG, we use the default parameters in their papers, i.e., $\alpha=1.2$ $L=100$ for UNG and $\gamma=12$ for ACORN- γ .

6.2 Experiment Results

Exp-1: Query Efficiency Performance. We start our evaluation from the query efficiency of different algorithms. We compare UNG, ACORN-1, ACORN- γ and our method ELI-0.2 and ELI-2.0 under different label set size settings for label containing queries in Fig. 10(top right is better). From the result in Fig. 10, our algorithm achieves the best search efficiency and accuracy tradeoff. At 95% recall and $|\mathcal{L}| = 8$, our algorithm achieves a 4x improvement in search efficiency over the state-of-the-art algorithm UNG on the SIFT dataset and a 10x performance improvement on the MSMARC dataset. Moreover, our algorithm performs very stably under different $|\mathcal{L}|$. In contrast, the retrieval efficiency of the UNG algorithm decreases significantly with the increase of $|\mathcal{L}|$, which is also verified in its paper. Our algorithm uses the elastic factor to achieve stable performance and then has a nearly 12x search speed to UNG when $|\mathcal{L}| = 32$ on the OpenAI dataset. The search accuracy of the ACORN algorithm stuck at a bottleneck under larger $|\mathcal{L}|$ settings, mainly due to the shortcomings of the PreFiltering strategy it adopts. Note that there is a partial performance gap between ELI-0.2

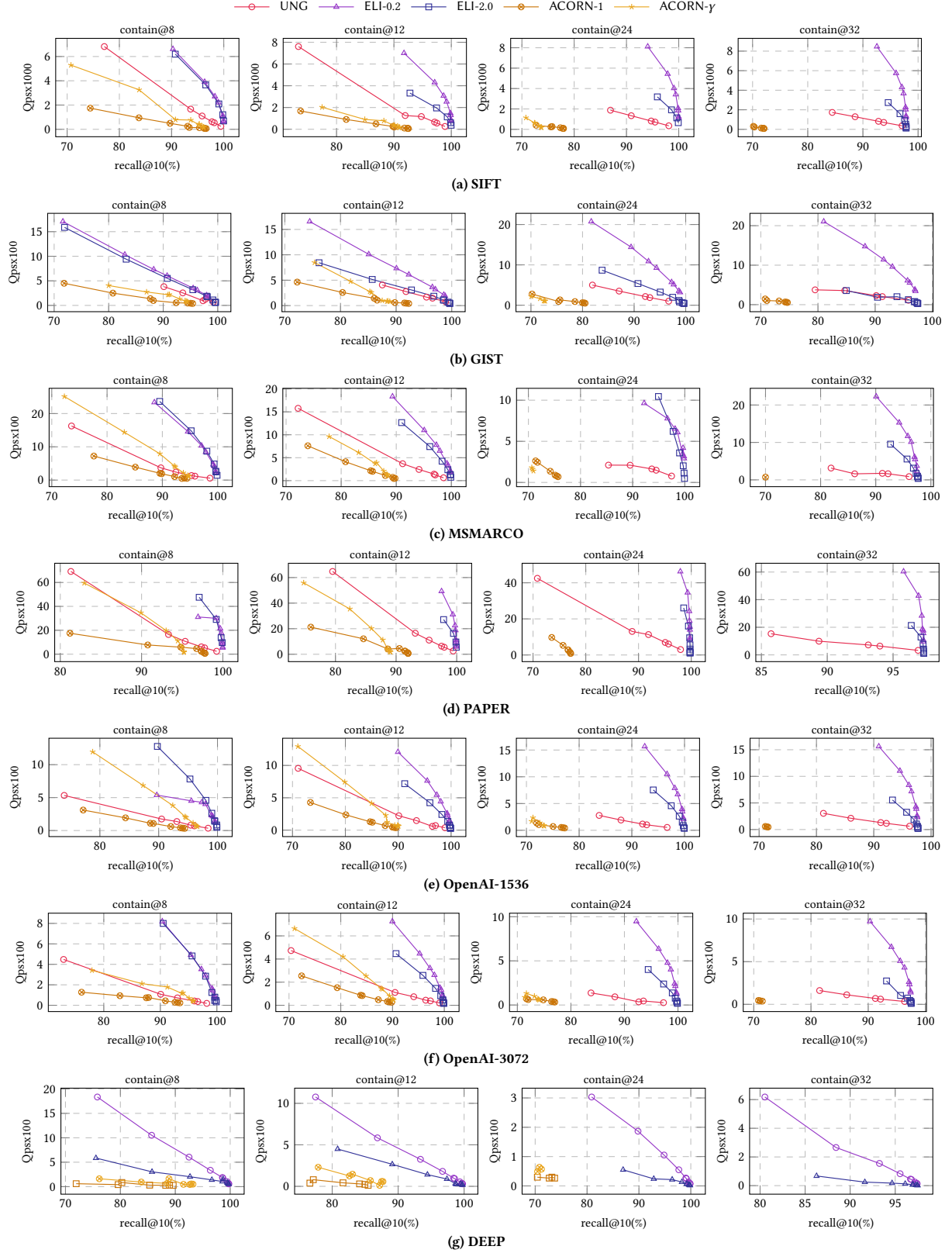


Figure 10: The Tradeoff Between Accuracy and Efficiency

and ELI-2.0. This is because under the Zipf distribution, the elastic factor that ELI-2.0 can achieve with only double space is usually less than 0.2 when $|\mathcal{L}|$ is large. Most importantly, as $|\mathcal{L}|$ increases, the search accuracy of the ACORN decreases, and the search efficiency of UNG drops, which has been verified by experiments in their respective papers. However, our fixed efficiency approach ELI-0.2 has higher efficiency as $|\mathcal{L}|$ increases. This is because a larger $|\mathcal{L}|$ leads to a lower average selectivity of the query, while our algorithm can guarantee the selectivity-based search efficiency in theory. Next, we analyze the efficiency improvement brought by more index space.

Exp-2: Index Time and Space. We compare the index time with baseline methods in Table 5. Since the space size of the partial index is affected by $|\mathcal{L}|$ and increases monotonically, we report the index time and space results of $|\mathcal{L}| = 32$ in efficiency comparison Fig. 10. We obtained the following results. First, we find that the indexing time of our ELI method is much more efficient than UNG and ACORN- γ . Specifically, UNG requires nearly 20x index time on the SIFT dataset and 10x on the PAPER dataset, while ACORN- γ demands on average 2x index time of our method. Although ACORN-1 is efficient in constructing indexes, the consequence is worse search efficiency due to its complete lack of label information in the indexing process. Next, we examine the index space. As illustrated in Table 6, our methods use a comparable index space to achieve the best search performance. In particular, both ACORN and ELI-2.0 use twice the HNSW space of the origin vector, while ELI-2.0 has higher search performance, which also shows that our algorithm achieves a better space-efficiency tradeoff. The UNG algorithm saves more space, but the index only accounts for a small proportion of the vector dataset size in high-dimensional cases. For instance, the index size of all the methods only occupies 1/10 of the total space on the OpenAI-1536 dataset and 1/20 on the OpenAI-3072 dataset.

Exp-3: Test of Varying Query Threads. The parallelism affects the search performance. We adjust the number of threads from 4 to 32 with $|\mathcal{L}| = 12$ in Fig. 11. From the result in Fig. 11, our method achieves the best search performance under various thread settings. This indicates the robustness of our method in a multi-thread search scenario. Moreover, our separate architecture requires only one sub-index to be invoked for a single query, making it more suitable in a distributed system.

Exp-4: Test of Scalability. We also evaluate the scalability of various approaches. For this purpose, we perform experiments on the largest dataset, DEEP100M, adjusting the recall rate to compare different methods. As illustrated in Fig. 10, ACORN exhibits 4x worse performance than our proposed ELI-0.2 at a 90% recall rate and 3x worse than ELI-2.0. Additionally, ELI maintains consistent performance on large-scale datasets, while ACORN fails to reach the target 90% recall when $|\mathcal{L}|$ is large. Our approach also provides notable benefits in space efficiency and indexing time for large-scale datasets. For instance, the ELI-2.0 uses less index space and time to achieve better search efficiency than ACORN. UNG core dump during index building, failed to build the index.

Exp-5: Test of Varying Label Distribution. The label distribution affects the index selection strategy. We evaluate our methods and

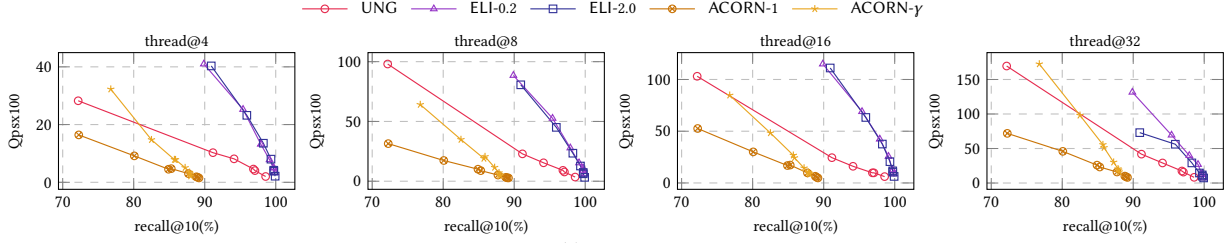
our baseline under various distribution settings, such as Uniform, Poisson, and Real-World data. We use the original code of UNG to generate synchronized data, and the PAPER dataset provides real-world vector labels for containing search. From the result in Fig. 12, we derive the following conclusion. (1) Our approach performs stably across different distribution settings. The search accuracy of ACORN varies when the distribution changes. Under Uniform and Multinomial distribution, ACORN fails to reach 80% recall while UNG and our method ELI still perform well. (2) Our methods are highly competitive in a variety of distributions. Our ELI algorithm has comparable performance to UNG at high recall for all four distributions, and has 3x-5x better search efficiency under Uniform, Poisson, and Multinomial distributions.

Exp-6: Test of Varying Label Set Size. We test the search efficiency and index build time of a large base label set $|\mathcal{L}|$ under the Zipf distribution. We set $|\mathcal{L}|=64,128,256,512$ to test UNG and our method ELI-0.2. The ACORN method fails to achieve 80% recall in all label set size settings, which is not shown in Fig. 13. From the result in Fig. 13, our method achieves nearly 800x search efficiency speed up at 99% recall when $|\mathcal{L}| = 512$. This is because the fix efficiency feature allows ELI-0.2 to achieve higher performance with the low selectivity. The UNG suffers from the large $|\mathcal{L}|$, the search efficiency degrades when $|\mathcal{L}|$ grows, which also has been verified in their paper. Moreover, the index build time of ELI-0.2 is much more efficient than UNG. For example, the index time of ELI-0.2 with $|\mathcal{L}| = 512$ is 155 second where UNG use 2091 second which is 13x lower than ELI-0.2.

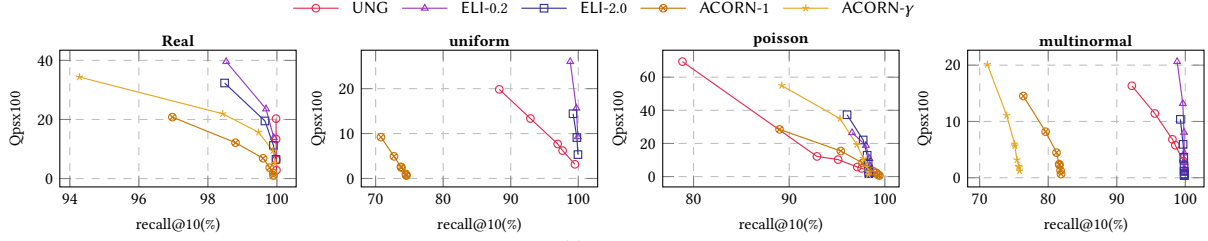
Exp-7: Compare to Optimal Approach. The optimal approach build indices for all possible label-hybrid queries. We compare the search efficiency in Fig. 14 under the Zipf distribution when $|\mathcal{L}| = 32$. From the result in Fig. 14, ELI-0.5 and ELI-0.2 achieve near-optimal search efficiency at high recall. The ELI-2.0 has 3x worse Qps than optimal, but saves more space. The index space of ELI-2.0, ELI-0.2, ELI-0.5, and ELI-opt are 383MB, 634MB, 812MB, and 1280MB, respectively. Without the top index size 192MB that must include, the ELI-2.0 only uses 1/6 of the optimal approach space to achieve acceptable search performance. Moreover, the ELI-0.5 uses a tiny more half space to achieve almost equivalent search performance, making our methods more advantageous in an efficiency-oriented scenario.

7 RELATED WORK

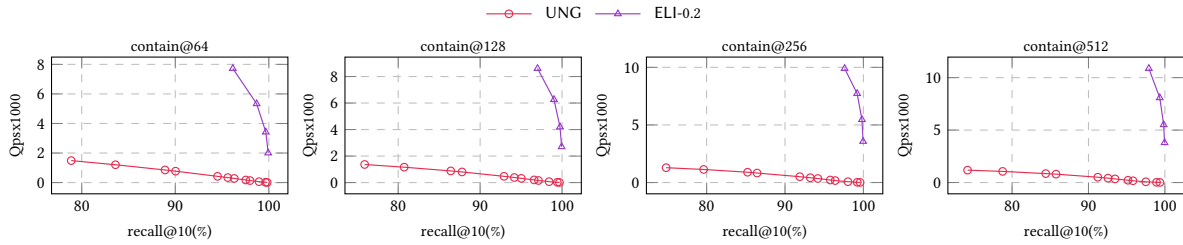
Vector Similarity Search. Vector similarity search has been widely studied. Most of the research focuses on approximate search [16], as exact search has a high cost in high-dimensional space [24]. Among them, c -approximate nearest neighbor search returns the result with an approximate ratio of c , which can be solved by local sensitive hashing (LSH) in sublinear time [7, 16, 17]. For the AKNN search problem in this paper, graph-based vector indexes [10, 11, 20, 26, 32, 35, 39, 44] are the current state-of-the-art solution, which is much more efficient than LSH according to benchmark [31]. In addition, inverted list-based indexes [2, 27] and quantization-based methods [12, 14, 15, 19, 27, 28, 51] are also widely used in different scenarios of AKNN search. For example, inverted indexes use less space, and quantization methods can speed up the distance



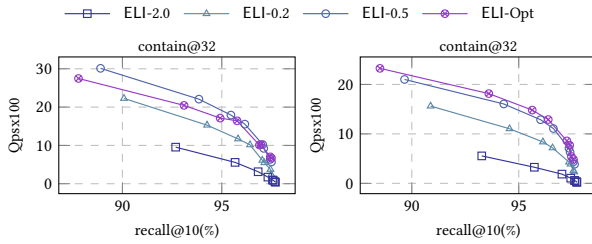
(a) MSMARC
Figure 11: Varying Number of Query Threads



(a) PAPER
Figure 12: Varying Label Distributions



(a) SIFT
Figure 13: Varying the Label Set Size $|\mathcal{L}|$



(a) MSMARC (b) OpenAI-1536
Figure 14: Compare to the Optimal Approach

computation of AKNN search [43, 49]. We use the most widely used HNSW algorithm [34] as the module index in this paper, and other well-optimized AKNN search libraries [26, 55] can also replace it.

Attribute-filtering AKNN search. Various ways of AKNN indexing support attribute value filtering, where the attribute can be a label, a keyword, or a numerical value. We divided them into two classes: the attribute-free and attribute-involved approach.

Attribute-Free Approach. These methods do not require attributes during index construction and determine whether a vector is filtered on the fly. Based on this, the PreFiltering and PostFiltering search strategies have been proposed. These two strategies have different performances under different queries. Database systems such as ADB [46], VBASE [53], CHASE [33], Milvus [41] etc., select different

strategies based on the cost model. The ACORN is also based on the PreFiltering strategy, but builds a denser graph index to avoid the connectivity issue caused by the PreFiltering strategy. Since the above strategies completely ignore the attributes during index construction, the search accuracy and efficiency have a large gap compared to the method that involves attributes.

Attribute-Involved Approach. The attribute-involved index is constructed based on different attribute types. For range filter queries on numerical attributes, recent methods [9, 48, 50] construct a segment tree to reconstruct the query interval. SeRF [56] uses the idea of compression to compress the index corresponding to each query range interval into a compact one. For label attributes, UNG [5] uses the inclusion relationship of the label set and constructs cross-group edges to ensure that the graph index only searches the filtered vectors. Beyond the above methods, NHQ [42] takes the attribute as part of the vector similarity computation, which requires manually adjusting the weight of the two parts. The recent approach DEG [52] solves this by adjusting the graph neighbor dynamically.

The Index Selection Problem. Materialized view/index selection is a critical problem in many applications that has been studied for decades [21, 36]. Various greedy algorithms have been proposed to solve this problem, such as [21], maximizing the benefit of selecting views at each round. Different from previous studies, we study the

efficiency-oriented index selection scheme, use elastic factors to model efficiency, and provide a space-based cost function, making full use of the existing vector index theory and features. Finally, we provide index selection under space constraints. In the future, we will consider index selection under changes in query workload and more advanced index selection algorithms.

8 CONCLUSION

In this paper, we study the label-hybrid approximate nearest neighbor search problem, especially the query for the label-containing scenario. Our first contribution is to propose an index sharing scheme. This scheme is based on the finding that the existing vector index has guaranteed performance in theory and practice when the index elements have a certain overlap rate. Then we define the fixed efficiency index selection problem, taking the index space as the cost function. Our second contribution is to propose a greedy index selection algorithm to optimize the index space under the requirement of fixed efficiency. Moreover, we extend our approach to maximize efficiency in the scenario of fixed space. Our algorithm is highly versatile and can be combined with existing well-optimized libraries while having higher search efficiency.

REFERENCES

- [1] Fabien André, Anne-Marie Kermarrec, and Nicolas Le Scouarnec. 2015. Cache locality is not enough: High-Performance Nearest Neighbor Search with Product Quantization Fast Scan. *Proceedings of the VLDB Endowment* 9, 4 (2015).
- [2] Artem Babenko and Victor S. Lempitsky. 2015. The Inverted Multi-Index. *IEEE Trans. Pattern Anal. Mach. Intell.* 37, 6 (2015), 1247–1260.
- [3] Norbert Beckmann, Hans-Peter Kriegel, Ralf Schneider, and Bernhard Seeger. 1990. The R*-tree: An efficient and robust access method for points and rectangles. In *Proceedings of the 1990 ACM SIGMOD international conference on Management of data*. 322–331.
- [4] Alina Beygelzimer, Sham Kakade, and John Langford. 2006. Cover trees for nearest neighbor. In *Proceedings of the 23rd international conference on Machine learning*. 97–104.
- [5] Yuzheng Cai, Jiayang Shi, Yizhuo Chen, and Weiguo Zheng. 2024. Navigating Labels and Vectors: A Unified Approach to Filtered Approximate Nearest Neighbor Search. *Proceedings of the ACM on Management of Data* 2, 6 (2024), 1–27.
- [6] Thomas Cover and Peter Hart. 1967. Nearest neighbor pattern classification. *IEEE transactions on information theory* 13, 1 (1967), 21–27.
- [7] Mayur Datar, Nicole Immorlica, Piotr Indyk, and Vahab S. Mirrokni. 2004. Locality-sensitive hashing scheme based on p-stable distributions. In *Proceedings of the twentieth annual symposium on Computational geometry*. 253–262.
- [8] Rong-chi Duh and Martin Fürer. 1997. Approximation of k-set cover by semi-local optimization. In *Proceedings of the twenty-ninth annual ACM symposium on Theory of computing*. 256–264.
- [9] Joshua Engels, Benjamin Landrum, Shangdi Yu, Laxman Dhulipala, and Julian Shun. 2024. Approximate Nearest Neighbor Search with Window Filters. *ICML 2024* (2024).
- [10] Cong Fu, Changxu Wang, and Deng Cai. 2022. High Dimensional Similarity Search With Satellite System Graph: Efficiency, Scalability, and Unindexed Query Compatibility. *IEEE Trans. Pattern Anal. Mach. Intell.* 44, 8 (2022), 4139–4150.
- [11] Cong Fu, Chao Xiang, Changxu Wang, and Deng Cai. 2019. Fast Approximate Nearest Neighbor Search With The Navigating Spreading-out Graph. *Proc. VLDB Endow.* 12, 5 (2019), 461–474.
- [12] Jianyang Gao, Yutong Gou, Yuexuan Xu, Yongyi Yang, Cheng Long, and Raymond Chi-Wing Wong. 2024. Practical and Asymptotically Optimal Quantization of High-Dimensional Vectors in Euclidean Space for Approximate Nearest Neighbor Search. *arXiv preprint arXiv:2409.09913* (2024).
- [13] Jianyang Gao and Cheng Long. 2023. High-Dimensional Approximate Nearest Neighbor Search: with Reliable and Efficient Distance Comparison Operations. *Proc. ACM Manag. Data* 1, 2 (2023), 137:1–137:27. <https://doi.org/10.1145/3589282>
- [14] Jianyang Gao and Cheng Long. 2024. RaBitQ: Quantizing High-Dimensional Vectors with a Theoretical Error Bound for Approximate Nearest Neighbor Search. *Proceedings of the ACM on Management of Data* 2, 3 (2024), 1–27.
- [15] Tiezheng Ge, Kaimeing He, Qifa Ke, and Jian Sun. 2014. Optimized Product Quantization. *IEEE Trans. Pattern Anal. Mach. Intell.* 36, 4 (2014), 744–755.
- [16] Aristides Gionis, Piotr Indyk, Rajeev Motwani, et al. 1999. Similarity search in high dimensions via hashing. In *Vldb*, Vol. 99. 518–529.
- [17] Michel X Goemans and David P Williamson. 1995. Improved approximation algorithms for maximum cut and satisfiability problems using semidefinite programming. *Journal of the ACM (JACM)* 42, 6 (1995), 1115–1145.
- [18] Siddharth Gollapudi, Neel Karia, Varun Sivashankar, Ravishankar Krishnaswamy, Nikit Begwani, Swapnil Raz, Yiyong Lin, Yin Zhang, Neelam Mahapatro, Premkumar Srinivasan, et al. 2023. Filtered-diskann: Graph algorithms for approximate nearest neighbor search with filters. In *Proceedings of the ACM Web Conference 2023*. 3406–3416.
- [19] Yunchao Gong, Svetlana Lazebnik, Albert Gordo, and Florent Perronnin. 2013. Iterative Quantization: A Procrustean Approach to Learning Binary Codes for Large-Scale Image Retrieval. *IEEE Trans. Pattern Anal. Mach. Intell.* 35, 12 (2013), 2916–2929. <https://doi.org/10.1109/TPAMI.2012.193>
- [20] Yutong Gou, Jianyang Gao, Yuexuan Xu, and Cheng Long. 2025. SymphonyQG: Towards Symphonious Integration of Quantization and Graph for Approximate Nearest Neighbor Search. *Proceedings of the ACM on Management of Data* 3, 1 (2025), 1–26.
- [21] Venky Harinarayan, Anand Rajaraman, and Jeffrey D Ullman. 1996. Implementing data cubes efficiently. *Acm Sigmod Record* 25, 2 (1996), 205–216.
- [22] Hazar Harmouch and Felix Naumann. 2017. Cardinality estimation: An experimental survey. *Proceedings of the VLDB Endowment* 11, 4 (2017), 499–512.
- [23] Ben Harwood and Tom Drummond. 2016. Fannq: Fast approximate nearest neighbour graphs. In *Proceedings of the IEEE Conference on Computer Vision and Pattern Recognition*. 5713–5722.
- [24] Piotr Indyk and Rajeev Motwani. 1998. Approximate nearest neighbors: towards removing the curse of dimensionality. In *Proceedings of the thirtieth annual ACM symposium on Theory of computing*. 604–613.
- [25] Piotr Indyk and Haike Xu. 2023. Worst-case performance of popular approximate nearest neighbor search implementations: Guarantees and limitations. *Advances in Neural Information Processing Systems* 36 (2023), 66239–66256.
- [26] Suhas Jayaram Subramanya, Fnu Devvrit, Harsha Vardhan Simhadri, Ravishankar Krishnaswamy, and Rohan Kadekodi. 2019. Diskann: Fast accurate billion-point nearest neighbor search on a single node. *Advances in Neural Information Processing Systems* 32 (2019).
- [27] Hervé Jégou, Matthijs Douze, and Cordelia Schmid. 2011. Product Quantization for Nearest Neighbor Search. *IEEE Trans. Pattern Anal. Mach. Intell.* 33, 1 (2011), 117–128.
- [28] Yannis Kalantidis and Yannis Avrithis. 2014. Locally optimized product quantization for approximate nearest neighbor search. In *Proceedings of the IEEE conference on computer vision and pattern recognition*. 2321–2328.
- [29] Richard M Karp. 2009. Reducibility among combinatorial problems. In *50 Years of Integer Programming 1958-2008: from the Early Years to the State-of-the-Art*. Springer, 219–241.
- [30] Patrick Lewis, Ethan Perez, Aleksandra Piktus, Fabio Petroni, Vladimir Karpukhin, Naman Goyal, Heinrich Küttler, Mike Lewis, Wen-tau Yih, Tim Rocktäschel, et al. 2020. Retrieval-augmented generation for knowledge-intensive nlp tasks. *Advances in Neural Information Processing Systems* 33 (2020), 9459–9474.
- [31] Wen Li, Ying Zhang, Yifang Sun, Wei Wang, Mingjie Li, Wenjie Zhang, and Xuemin Lin. 2020. Approximate Nearest Neighbor Search on High Dimensional Data - Experiments, Analyses, and Improvement. *IEEE Trans. Knowl. Data Eng.* 32, 8 (2020), 1475–1488.
- [32] Kejing Lu, Mineichi Kudo, Chuan Xiao, and Yoshiharu Ishikawa. 2021. HVS: Hierarchical Graph Structure Based on Voronoi Diagrams for Solving Approximate Nearest Neighbor Search. *Proc. VLDB Endow.* 15, 2 (2021), 246–258.
- [33] Rui Ma, Kai Zhang, Zhenying He, Yinan Jing, X Sean Wang, and Zhenqiang Chen. 2025. CHASE: A Native Relational Database for Hybrid Queries on Structured and Unstructured Data. *arXiv preprint arXiv:2501.05006* (2025).
- [34] Yu A Malkov and Dmitry A Yashunin. [n.d.]. hnswlib. <https://github.com/nmslib/hnswlib>.
- [35] Yuri A. Malkov and Dmitry A. Yashunin. 2020. Efficient and Robust Approximate Nearest Neighbor Search Using Hierarchical Navigable Small World Graphs. *IEEE Trans. Pattern Anal. Mach. Intell.* 42, 4 (2020), 824–836.
- [36] Imene Mami and Zohra Bellahsene. 2012. A survey of view selection methods. *Acm Sigmod Record* 41, 1 (2012), 20–29.
- [37] Gonzalo Navarro. 2002. Searching in metric spaces by spatial approximation. *The VLDB Journal* 11 (2002), 28–46.
- [38] Liana Patel, Peter Kraft, Carlos Guestrin, and Matei Zaharia. 2024. Acorn: Performant and predicate-agnostic search over vector embeddings and structured data. *Proceedings of the ACM on Management of Data* 2, 3 (2024), 1–27.
- [39] Yun Peng, Byron Choi, Tsz Nam Chan, Jianye Yang, and Jianliang Xu. 2023. Efficient Approximate Nearest Neighbor Search in Multi-dimensional Databases. *Proc. ACM Manag. Data* 1, 1 (2023), 54:1–54:27. <https://doi.org/10.1145/3588908>
- [40] J Ben Schafer, Dan Frankowski, Jon Herlocker, and Shilad Sen. 2007. Collaborative filtering recommender systems. In *The adaptive web: methods and strategies of web personalization*. Springer, 291–324.
- [41] Jianguo Wang, Xiaomeng Yi, Rentong Guo, Hai Jin, Peng Xu, Shengjun Li, Xiangyu Wang, Xiangzhou Guo, Chengming Li, Xiaohai Xu, et al. 2021. Milvus: A purpose-built vector data management system. In *Proceedings of the 2021 International Conference on Management of Data*. 2614–2627.

- [42] Mengzhao Wang, Lingwei Lv, Xiaoliang Xu, Yuxiang Wang, Qiang Yue, and Jiongkang Ni. 2022. Navigable proximity graph-driven native hybrid queries with structured and unstructured constraints. *arXiv preprint arXiv:2203.13601* (2022).
- [43] Mengzhao Wang, Haotian Wu, Xiangyu Ke, Yunjun Gao, Yifan Zhu, and Wenchao Zhou. 2025. Accelerating Graph Indexing for ANNS on Modern CPUs. *arXiv preprint arXiv:2502.18113* (2025).
- [44] Mengzhao Wang, Weizhi Xu, Xiaomeng Yi, Songlin Wu, Zhangyang Peng, Xiangyu Ke, Yunjun Gao, Xiaoliang Xu, Rentong Guo, and Charles Xie. 2024. Starling: An I/O-Efficient Disk-Resident Graph Index Framework for High-Dimensional Vector Similarity Search on Data Segment. *Proc. ACM Manag. Data* 2, 1 (2024), V2mod014:1–V2mod014:27. <https://doi.org/10.1145/3639269>
- [45] Runhui Wang and Dong Deng. 2020. DeltaPQ: lossless product quantization code compression for high dimensional similarity search. *Proceedings of the VLDB Endowment* 13, 13 (2020), 3603–3616.
- [46] Chuangxian Wei, Bin Wu, Sheng Wang, Renjie Lou, Chaoqun Zhan, Feifei Li, and Yuanzhe Cai. 2020. AnalyticDB-V: a hybrid analytical engine towards query fusion for structured and unstructured data. *Proceedings of the VLDB Endowment* 13, 12 (2020), 3152–3165.
- [47] Wei Wu, Junlin He, Yu Qiao, Guoheng Fu, Li Liu, and Jin Yu. 2022. HQANN: Efficient and robust similarity search for hybrid queries with structured and unstructured constraints. In *Proceedings of the 31st ACM International Conference on Information & Knowledge Management*. 4580–4584.
- [48] Yuxuan Xu, Jianyang Gao, Yutong Gou, Cheng Long, and Christian S Jensen. 2024. iRangeGraph: Improvising Range-dedicated Graphs for Range-filtering Nearest Neighbor Search. *arXiv preprint arXiv:2409.02571* (2024).
- [49] Mingyu Yang, Wentao Li, Jiabao Jin, Xiaoyao Zhong, Xiangyu Wang, Zhitao Shen, Wei Jia, and Wei Wang. 2024. Effective and General Distance Computation for Approximate Nearest Neighbor Search. *arXiv preprint arXiv:2404.16322* (2024).
- [50] Mingyu Yang, Wentao Li, Zhitao Shen, Chuan Xiao, and Wei Wang. 2025. ESG: Elastic Graphs for Range-Filtering Approximate k-Nearest Neighbor Search. *arXiv preprint arXiv:2504.04018* (2025).
- [51] Mingyu Yang, Wentao Li, and Wei Wang. 2024. Fast High-dimensional Approximate Nearest Neighbor Search with Efficient Index Time and Space. *arXiv preprint arXiv:2411.06158* (2024).
- [52] Ziqi Yin, Jianyang Gao, Pasquale Balsebre, Gao Cong, and Cheng Long. 2025. DEG: Efficient Hybrid Vector Search Using the Dynamic Edge Navigation Graph. *Proceedings of the ACM on Management of Data* 3, 1 (2025), 1–28.
- [53] Qianxi Zhang, Shuotao Xu, Qi Chen, Guoxin Sui, Jiadong Xie, Zhizhen Cai, Yaoqi Chen, Yinxuan He, Yuqing Yang, Fan Yang, et al. 2023. {VBASE}: Unifying Online Vector Similarity Search and Relational Queries via Relaxed Monotonicity. In *17th USENIX Symposium on Operating Systems Design and Implementation (OSDI 23)*. 377–395.
- [54] Bolong Zheng, Xi Zhao, Lianggui Weng, Nguyen Quoc Viet Hung, Hang Liu, and Christian S. Jensen. 2020. PM-LSH: A Fast and Accurate LSH Framework for High-Dimensional Approximate NN Search. *Proc. VLDB Endow.* 13, 5 (2020), 643–655.
- [55] Xiaoyao Zhong, Haotian Li, Jiabao Jin, Mingyu Yang, Deming Chu, Xiangyu Wang, Zhitao Shen, Wei Jia, George Gu, Yi Xie, et al. 2025. VSAG: An Optimized Search Framework for Graph-based Approximate Nearest Neighbor Search. *arXiv preprint arXiv:2503.17911* (2025).
- [56] Chaoji Zuo, Miao Qiao, Wenchao Zhou, Feifei Li, and Dong Deng. 2024. SeRF: Segment Graph for Range-Filtering Approximate Nearest Neighbor Search. *Proceedings of the ACM on Management of Data* 2, 1 (2024), 1–26.