

# Improving Model Alignment Through Collective Intelligence of Open-Source LLMs

Junlin Wang<sup>1</sup> Roy Xie<sup>1</sup> Shang Zhu<sup>2</sup> Jue Wang<sup>2</sup> Ben Athiwaratkun<sup>2</sup> Bhuwan Dhingra<sup>1</sup>  
Shuaiwen Leon Song<sup>2</sup> Ce Zhang<sup>2,3</sup> James Zou<sup>2,4</sup>

## Abstract

Building helpful and harmless large language models (LLMs) requires effective model alignment approach based on human instructions and feedback, which necessitates high-quality human-labeled data. Constructing such datasets is often expensive and hard to scale, and may face potential limitations on diversity and generalization. To address these challenges, we introduce Mixture of Agents Alignment (MoAA), that leverages the collective strengths of various language models to provide high-quality data for model alignment. By employing MoAA, we enhance both supervised fine-tuning and preference optimization, leading to improved performance compared to using a single model alone to generate alignment data (e.g. using GPT-4o alone). Evaluation results show that our approach can improve win rate of LLaMA-3.1-8B-Instruct from 19.5 to 48.3 on Arena-Hard and from 22.33 to 57.23 on AlpacaEval2, highlighting a promising direction for model alignment through this new scalable and diverse synthetic data recipe. Furthermore, we demonstrate that MoAA enables a self-improvement pipeline, where models fine-tuned on MoA-generated data surpass their own initial capabilities, providing evidence that our approach can push the frontier of open-source LLMs without reliance on stronger external supervision. Data and code will be released.

## 1. Introduction

Model alignment is a crucial stage of training large language models (LLMs) towards their safe and helpful deployment

<sup>1</sup>Duke University <sup>2</sup>Together AI <sup>3</sup>University of Chicago  
<sup>4</sup>Stanford University. Correspondence to: Junlin Wang <junlin.wang2@duke.edu>.

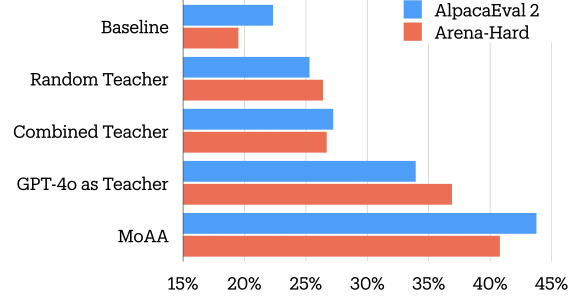


Figure 1: SFT results using different models to generate synthetic data. Baseline is the original LLaMA-3.1-8B-Instruct model. Random Teacher means we distill from datasets labeled by one of the five LLMs randomly used in our MoA setup. Combined Teacher means we distill from datasets labeled by five LLMs combined used in our MoA setup (five times data). More details in Section 4.2.

(Ouyang et al., 2022a; Bai et al., 2022). A well-established model alignment protocol includes supervised finetuning (SFT) (Zhang et al., 2023) and reinforcement learning with human feedback (RLHF) (Casper et al., 2023). During the SFT stage, models imitate the human-level responses by learning from an instruction dataset; hence, the data quality often determines the finetuned model’s instruction following capability. Following the SFT stage, RLHF further enhances the model alignment by constructing a reward model that emulates human preferences, based on which policy optimization is conducted to maximize the reward objective (Ouyang et al., 2022a). Direct preference optimization (DPO) further simplifies the RLHF strategy by directly optimizing LLMs on the preference data and learning an implicit reward function, which is proved to be effective on model alignment (Rafailov et al., 2023). The quality for both instruction and preference data determines the performance of model alignment. To alleviate the high cost of human-crafted datasets (Köpf et al., 2023; Zhou et al., 2023; Longpre et al., 2023), synthetic data (Ding et al., 2023; Taori et al., 2023; Wang et al., 2023c) can be created by automating the response collection process via stronger LLMs such as GPT-4 (OpenAI, 2023a). However, the quality and potential biases from a single strong model may deteriorate the

alignment performance (Shumailov et al., 2024). Another challenge lies on the black-box nature of proprietary LLMs, raising research reproducibility concerns (Chen et al., 2023). Fortunately, an increasing number of open-source LLMs have been released (Dubey et al., 2024; Bai et al., 2023b; Xu et al., 2023a; Jiang et al., 2024; Team et al., 2024), with expertise in various aspects and tasks. It is intriguing to leverage these open-source models jointly for model alignment due to their intrinsic diversity. Taking SFT as an example, a naive approach is to align a base model with the outputs from a group of open-sourced models (teachers). One method is to combine data generated by five different models into one synthetic tuning set (*Combined Teacher*), or randomly sample a model to generate for each instruction in a tuning set (*Random Teacher*). However, these methods do not yield satisfactory results and is worse than using a single more capable proprietary model, as shown in Figure 1.

Mixture of Agents (MoA) offers new opportunities in leveraging collective intelligence of open-source LLMs (Wang et al., 2024c). For example, MoA built solely on open-sourced models outperforms state-of-the-art proprietary models on benchmarks such as AlpacaEval (Dubois et al., 2024). Despite these promising results, the integration of MoA into the model alignment process to further leverage benefits of the open-source LLMs remains under-explored.

In this work, we propose Mixture of Agents Alignment (MoAA), an effective alignment recipe that leverages the collective intelligence of multiple open-source LLMs to generate high-quality synthetic data. Our approach consists of a two-stage training scheme, which we refer as MoAA-SFT and MoAA-DPO. In the first stage, we employ a diverse ensemble of open-source models to generate synthetic SFT data, and then conduct SFT. This diverse and high-quality data significantly enhances the performance of the fine-tuned model compared to data generated from a single model or less diverse datasets. The high quality of MoA responses brings promises for model alignment, as can be seen from the SFT result of MoAA in Figure 1. Following SFT, we apply DPO to further refine the model’s capability, improving its ability to generate helpful and quality responses. Specifically, we sample multiple responses from the SFT model and use another combination of MoA as reward model to decide the chosen / rejected responses.

Our evaluation on benchmarks AlpacaEval2, Arena-Hard, MT-Bench shows significant improvements, highlighting the effectiveness of MoAA. Notably, we observe a substantial increase in the win rates of both LLaMA-3.1-8B-Instruct and Gemma-2-9B-It, sometimes even matching the win rate of the MoAA teacher model, on AlpacaEval 2.

We summarize our contributions as follows:

(1) **SFT Data Generation Pipeline:** We proposed to gen-

erate high-quality SFT data with MoA, which utilizes the collective strengths of multiple open-source LLMs.

- (2) **DPO Preference Annotation Pipeline:** We proposed an adapted MoA setup to annotate preference data for effective DPO, eliminating the need for training an additional reward model.
- (3) **Self-Improvement Pipeline:** We fine-tuned the strongest model in the MoA using the MOAA data and achieved significant gains, showcasing the potential for a strong self-improvement pipeline with our approach.
- (4) **Extensive Evaluation:** We conducted comprehensive evaluations on multiple benchmarks, demonstrating significant improvements in response quality.

## 2. Related Work

**Model Alignment.** LLMs trained on large datasets acquire surprising capabilities (Brown et al., 2020; OpenAI, 2023a; Touvron et al., 2023a;b; Chowdhery et al., 2022; Anil et al., 2023; Kaplan et al., 2020; Brown et al., 2020; OpenAI, 2023b). To leverage these capabilities to real applications, pre-trained LLMs usually needs to be further fine-tuned on instruction data (Köpf et al., 2023; Zhou et al., 2023; Longpre et al., 2023; Ding et al., 2023; Taori et al., 2023; Wang et al., 2023c). Such alignment process can be roughly categorized into supervised fine-tuning (SFT, Zhang et al. 2023) and reinforcement learning from human feedback (RLHF, Ouyang et al. 2022b). SFT directly training on the instruction data with cross-entropy loss, is one of the effective way to gain the ability to interact with humans. Using SFT as a precedent step, RLHF (Ouyang et al., 2022a; Bai et al., 2022) aligns further with human preferences and societal well-being (Russell & Norvig, 2020; Russell, 2022). Popular RLHF approaches include proximal policy optimization (PPO) (Schulman et al., 2017), direct preference optimization (DPO) (Rafailov et al., 2023), KTO (Ethayarajh et al., 2024),  $\psi$ PO (Gheshlaghi Azar et al., 2024), etc.

**Model Ensemble.** As open-source and proprietary large language models become more accessible, how to best leverage the collective intelligence of existing models becomes intriguing. Model merging, ensemble and cooperation, e.g. multi-agent (Guo et al., 2024), are several promising directions of collaborative strategies of multiple LLMs (Lu et al., 2024). In particular, one simple model ensemble method is repeated sampling, which proves to be helpful in commonsense reasoning (Wang et al., 2023b) and coding tasks (Brown et al., 2024). Similarly, scaling up the inference compute (Snell et al., 2024) and performing effective sampling/search approach boost model performance on high-complexity tasks such as science, coding and mathematics. On the other hand, Mixture of Agents (MoA) (Wang et al., 2024c) leverages the diversity and capabilities of open-source models and proposes a layered proposer-aggregator

architecture to iteratively refine the model ensemble outputs. MoA built on open-source LLMs outperforms state-of-the-art proprietary LLMs in chat-related benchmarks, offering new opportunities of augmenting open-sourced LLMs.

### 3. Mixture of Agents Alignment Methodology

In this section, we detail our two-stage Mixture of Agents Alignment methodology designed to enhance the target model’s performance, as shown in Figure 2. In the first stage, we employ MoA (Wang et al., 2024c) to produce high-quality synthetic data for supervised fine-tuning. The second stage combines multiple LLMs as a reward model to provide preference annotations.

#### 3.1. Stage 1: Supervised Fine-tuning via MoAA

We begin by introducing MoA, specifically how LLMs can collaborate to generate high-quality responses. Then we demonstrate the generation of MoA synthetic data.

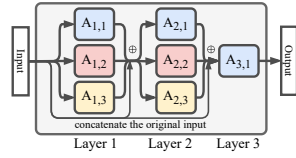


Figure 3: The architecture of Mixture-of-Agents (Wang et al., 2024c). This example showcases 3 MoA layers where the first layer has three proposers, the second layer has three aggregators that also serve as proposers in the next layer, and the last layer has one aggregator.

##### 3.1.1. MIXTURE OF AGENTS

LLMs have demonstrated a remarkable capacity for collaboration, producing higher-quality responses when they can reference other models’ outputs in a structured manner. To maximize the benefits of such multi-model collaboration, it is crucial to design a framework that effectively characterizes and fully utilizes the unique expertise of different LLMs. Mixture of Agents exemplifies this approach by categorizing LLMs into distinct roles:

**Proposers** excel at generating useful reference responses for use by other models. While a good proposer may not necessarily produce responses with high scores by itself, it offers more context and diverse perspectives, contributing to better final responses when used by an aggregator.

**Aggregators** are models proficient in synthesizing responses from other models into a single, high-quality output. An effective aggregator should enhance output quality even when integrating inputs that are of lesser quality.

Formally, it has  $l$  layers and each layer- $i$  consists of  $n$  LLMs, denoted by  $A_{i,1}, A_{i,2}, \dots, A_{i,n}$ . Each LLM  $A_{i,j}$  processes an input text and generates its continuation. Formally, given an input prompt  $x_0$ , the output  $y_{i,j}$  of  $i$ -th MoA layer for

LLM  $A_{i,j}$  can be expressed as follows:

$$\begin{aligned} y_{i,j} &= A_{i,j}([\text{context}] + \oplus_{k=1}^n y_{i-1,k} + x_0), \\ y_{0,j} &= A_{1,j}([\text{context}] + x_0) \end{aligned} \quad (1)$$

where  $+$  means concatenation of texts;  $[\text{context}]$  represents optional context;  $\oplus$  means application of the Aggregate-and-Synthesize prompt shown in Appendix K.1 to model outputs.

##### 3.1.2. SYNTHETIC DATA GENERATION FROM MOA

We leverage MoA to generate high-quality synthetic data for SFT. Given an instruction  $q$  from an instruction-tuning set, we use MoA defined as  $\mathcal{M}_{\text{SynGen}}(\text{instruction}, \# \text{ layers}, [\text{context}])$  in Equation 1 to obtain a synthetic response:

$$y_l = \mathcal{M}_{\text{SynGen}}(q, l, \text{null}) \quad (2)$$

where  $y_l$ , the output from the final layer, is the synthetic response, incorporating insights from all proposer and aggregator models. In practice, we employ a two-layer MoA to expedite the process, as it is sufficient to generate high-quality synthetic data.

**Multi-Turn Instructions** For multi-turn instructions, we synthesize responses for each query sequentially. Formally, given the current instruction prompt  $q^{(t)}$  and previous instructions with their MoA synthesized responses, the MoA synthesized data for the current turn can be expressed as:

$$y_l^{(t)} = \mathcal{M}_{\text{SynGen}}\left(q^{(t)}, l, q^{(1)} + y_l^{(1)} + q^{(2)} + y_l^{(2)} + \dots + y_l^{(t-1)}\right) \quad (3)$$

where we concatenate previous turns using  $+$  and  $t$  represent which turn. Note that there are other ways to design the architecture, e.g., we can decide whether to put the previous turns’ context before or after the MoA prompt. We leave a more exhaustive search of optimal structure to future work. Note that some of the multi-turn data may suffer from the problem of discontinuity. That is, the next query may depend on the previous responses. In practice, we do not observe this to be too much of a problem in the dataset we used, but we think in the future, a more sophisticated and granular way of generating multi-turn data can be deployed.

#### 3.2. Stage 2: Preference Alignment from MoAA

The second stage of our Mixture of Agents Alignment process adapts MoA as a reward model for labeling the preference alignment dataset. In this section, we will (1) present how we construct data for preference alignment; (2) detail our approach to reward modeling; (3) introduce a novel criteria filtering step that further enhances performance.

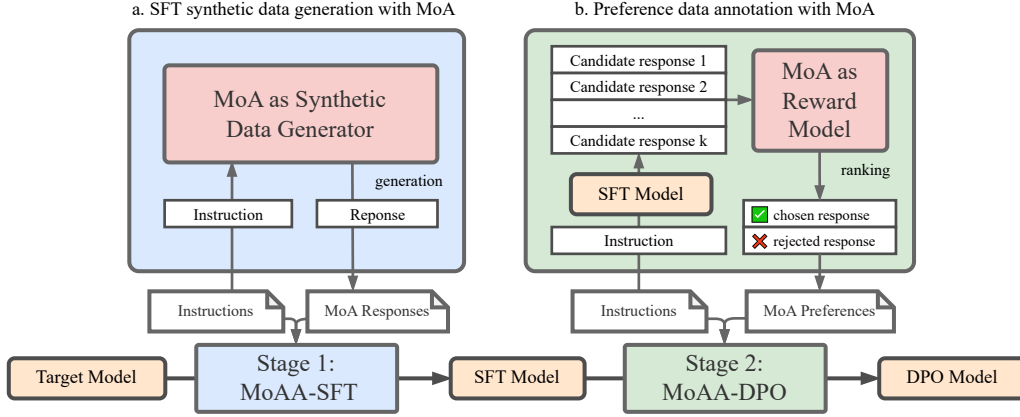


Figure 2: Two-stage Mixture of Agents Alignment to enhance the target model performance.

### 3.2.1. PREFERENCE DATA GENERATION

To construct preference pairs for DPO (details about DPO can be found in Appendix I), during our preference data annotation process, we first sample completions  $y_i \sim \pi_{\text{ref}}(\cdot | x)$  from our reference model which is the SFT model given instruction  $x$ . Then we use MoA as a reward model to pick the highest-scoring response as  $y_w$  and lowest-scoring response as  $y_l$ , as detailed in the next section.

### 3.2.2. MOA AS A REWARD MODEL

We use the MoA as a reward model for preference alignment, addressing limitations of single-model approaches. By integrating multiple open-source LLMs as in MoA, our method effectively harnesses collective intelligence. The method features LLMs as both proposers and aggregators:

**Proposers** generate balanced and comprehensive assessments of response quality. We design a specific prompt different from the the SFT stage, as detailed in Appendix K.3.

**Aggregators** synthesize the evaluations from proposers to render a final judgment, complete with clear reasoning. The specific prompt used for aggregators can be found in K.4. Our evaluation methodology employs a pairwise comparison approach, as LLMs have demonstrated superior performance in pairwise evaluations (Qin et al., 2023). To mitigate position bias (Wang et al., 2023a), each example undergoes dual evaluation, with the order of responses being switched, ensuring a robust and unbiased assessment.

### 3.2.3. CRITERIA FILTERING

Building upon previous work of (Wang et al., 2024a), we incorporate a criteria filtering step to customize the evaluation for each query-response pair. Our approach differs in that we do not train models specifically for filtering. Instead, we

prompt them to dynamically select relevant criteria:

1. We first prompt the model to analyze the user query and candidate responses, selecting the most relevant evaluation criteria from a predefined list in Appendix K.2.
2. These selected criteria are then incorporated into the prompts for both proposer (Table K.3) and aggregator (Table K.4) models described in Section 3.2.2.

The rationale behind this filtering process is that different query types require distinct evaluation focuses. For example: (a) For potentially harmful queries (e.g., “how to build a bomb”), criteria like “Instruction adherence” or “Helpfulness” become inappropriate. In such cases, “Safety” would likely be prioritized; (b) Factual queries might weigh “Accuracy” more heavily; (c) Complex problem-solving tasks could emphasize “Depth” and “Robustness”.

This dynamic selection ensures that the evaluation process adapts to the specific considerations of each query-response pair, leading to more nuanced and appropriate assessments.

The effectiveness of our criteria filtering approach is demonstrated in Table 7, showing improved performance on RewardBench (Lambert et al., 2024), particularly in Safety and Reasoning categories. This dynamic criteria selection is more robust and adaptive, capable of contextually relevant evaluations across diverse query types. It is used by default for subsequent evaluations.

## 4. Evaluation

We present our findings through a comprehensive evaluation in this section.

1. We achieve significant improvements on AlpacaEval 2 (Dubois et al., 2024), MT-Bench (Zheng et al., 2023),



Method	Size	AlpacaEval 2 (LC)	MT-Bench	Arena-Hard
<i>MoA-Data-Generator (Reference)</i>	-	62.50	9.17	75.9
Llama-3.1-8B-Instruct	8B	22.33	8.01	19.5
Llama-3.1-8B-Instruct-MoAA-SFT	8B	43.77	8.33	40.8
Llama-3.1-8B-Instruct-MoAA-DPO	8B	<b>57.23</b>	<b>8.58</b>	<b>48.3</b>
Gemma-2-9B-it	9B	47.43	8.48	42.0
Gemma-2-9B-it-MoAA-SFT	9B	53.79	8.65	47.6
Gemma-2-9B-it-MoAA-DPO	9B	<b>63.75</b>	<b>8.91</b>	<b>55.6</b>
Mistral-7B-instruct-v0.3	7B	19.88	7.59	16.3
Qwen2.5-7B-Instruct	7B	19.91	8.22	24.6
Gemma-2-27B-it	27B	<b>52.28</b>	8.86	54.4
Llama3.1-70B-Instruct	70B	37.26	8.99	55.2
Qwen2-72B-Instruct	72B	38.10	8.88	45.0
Qwen1.5-110B-Instruct	110B	43.90	8.96	56.4
WizardLM-8x22B	8x22B	51.30	8.78	<b>71.3</b>
Llama3.1-405B-Instruct	405B	40.19	<b>9.18</b>	61.5

Table 1: Model performances after applying our MoA alignment approach. We demonstrate MoAA-SFT and MoAA-DPO performances for both Llama and Gemma models. *MoA-Data-Generator* row showcases the performance of MoA directly on the benchmarks. We also include performances of other models for reference.

and Arena Hard (Li et al., 2024) benchmarks, with contributions from both SFT and DPO stages.

- Extensive ablations are conducted to demonstrate the efficacy of our approach and provide insights into the relative contribution of each stage.

#### 4.1. Setup

**Models** We constructed MoA for data synthesis and response evaluation using various open-source LLMs and fine-tuned open-source models to enhance their capabilities. Our approach is not limited to open-source models and can be easily extended to closed-source models or a combination of both. In the first stage (supervised fine-tuning, SFT), we utilize a two-layer MoA architecture that uses WizardLM-8x22B (Xu et al., 2023b), Qwen2-72B-Instruct (Yang et al., 2024), Gemma-2-27B-it (Team et al., 2024), LLaMA-3.1-70B-Instruct (Dubey et al., 2024) as proposers and Qwen1.5-110B-Chat (Bai et al., 2023a) as aggregator. For the second stage (Direct preference optimization, DPO), a different two-layer mixture is used. Proposers include Gemma-2-27B-it, LLaMA-3.1-70B-Instruct, Qwen2-72B-Instruct and we use Qwen2-72B-Instruct again as the aggregator. We empirically search for an optimal architecture (selection of models in each layer) detailed in Appendix B. A smarter discrete optimization method can be used to further increase performance but is out of the scope of this work. For open-source models, all inferences were run through Together Inference Endpoint.<sup>1</sup>

We apply our approach to two off-the-shelf instruction-tuned models: LLaMA-3.1-8B-Instruct, and Gemma-2-9B-it. We

pick these open-source models to demonstrate that our approach can generalize to the state-of-the-art models.

**Training setups** During SFT in the first stage, we use a learning rate of  $8.0e-6$  and batch size of 128 for both llama and gemma models. For LLaMA-3.1-8B-Instruct, we train for 6 epochs, and for Gemma-2-9B-it we train for 5 epochs. Packing is used as we found that it offers better improvement. In terms of the instruction set, we mainly utilize Ultrafeedback (Cui et al., 2023) for both models. We also add a 5,000 subset of Ultrachat-200k (Ding et al., 2023) to improve multi-turn capability. We limited the UC subset to 5,000 samples to prioritize efficiency while maintaining the desired performance improvements. We later present an ablation study on different mixtures of instruction tuning sets which can provide insights into our chosen setup.

For DPO in the second stage, we use a learning rate of  $8.0e-7$  for the llama model and a learning rate of  $3.0e-7$  for the gemma model. We use a  $\beta$  value of 0.01 for both models. More details about hyperparameters can be found in Appendix A. We subsampled 6,000 instructions from Ultrafeedback as the preference optimization set for DPO. To mitigate the distribution shift between SFT models and the preference alignment process, we generate the preference responses using the SFT models tuned by our MoA methods following the approach proposed by (Meng et al., 2024). For each instruction, we generate 5 responses using the SFT model with a sampling temperature of 0.8. We then use our MoA reward model to score the 5 responses, selecting the highest-scoring one as the chosen response and the lowest-scoring one as the rejected response. Since our MoA reward model does pairwise evaluation, we compare

<sup>1</sup><https://api.together.ai/playground/chat>

Model	MOAA Data	AlpacaEval 2 (LC)	MT-Bench	Arena-Hard
Llama-3.1-8B-Instruct	Ultrafeedback	39.92	8.10	39.8
	Ultrachat	<b>43.86</b>	<b>8.39</b>	39.5
	UF + UC	43.77	8.33	<b>40.8</b>
Gemma-2-9B-it	Ultrafeedback	51.56	7.88	45.4
	Ultrachat	51.43	<b>8.67</b>	45.1
	UF + UC	<b>53.79</b>	8.65	<b>47.6</b>

Table 2: The influence of instruction tuning set compositions on the model performance. We pick three different sets: Ultrafeedback (UF), Ultrachat (UC), and a mixture of the two (UF + UC). UF has roughly 61,000 data points. For UC we sampled 60,000 data points. And for the mixture, we include all UF data and 5,000 UC samples.

all possible pairs out of 5 responses to acquire a ranking among those 5. This resulted in a total of 10 comparisons for each instruction.

**Benchmarks** Our evaluation primarily focuses on two leading benchmarks for assessing LLM alignment with human preferences: AlpacaEval 2 (Dubois et al., 2024) and Arena-Hard (Li et al., 2024). Both benchmarks employ a direct comparison methodology, pitting each model’s response against that of GPT-4. Specifically, AlpacaEval 2 utilizes gpt-4-1106-preview, while Arena-Hard employs GPT-4-0314. A GPT-4-based evaluator then determines the preferred response, ensuring a consistent and high-quality assessment.

AlpacaEval 2 comprises 805 instructions that closely mirror real-world use cases. It implements length-controlled (LC) win rates to effectively neutralize length bias, a common confounding factor in language model evaluation. This metric has demonstrated remarkable alignment with human preferences, achieving a Spearman correlation of 0.98 with actual human evaluations (Dubois et al., 2024). Arena-Hard-Auto targets the evaluation of models on 500 challenging and demanding instructions submitted by real users in Chatbot Arena, thus maintaining a strong correlation with human preferences in complex scenarios.

To comprehensively assess multi-turn capabilities and performance across diverse domains, we additionally employ MT-Bench (Zheng et al., 2023). Unlike the comparative approach of AlpacaEval 2 and Arena-Hard-Auto, MT-Bench utilizes GPT-4 to grade model responses directly, without comparison to human-generated answers. This benchmark encompasses multi-turn instructions spanning eight distinct domains, including reasoning, writing, and knowledge. By incorporating MT-Bench, we gain deeper insights into our model’s proficiency in handling extended dialogues across a broad spectrum of subjects.

## 4.2. MoAA Supervised Fine-tuning Results

**MoAA SFT significantly improves model alignment** As shown in Table 1, applying SFT with our MoA synthetic generated data significantly improves performances on both models. After SFT, Llama-3.1-8B-Instruct’s win rate for both AlpacaEval 2 and Arena-Hard roughly doubled against GPT-4 baselines. MT-Bench also achieves significant performance gains (8.01 vs. 8.33, maximum score is 10.0) despite the scores of MT-Bench being more saturated than others. Improvements on Gemma-2-9b-it is still significant albeit to a lesser degree. We posit this to be the Gemma family being heavily distilled already on these benchmarks considering their original high benchmark scores. We observed a 6.36 and 5.6 points increase from the original model for AlpacaEval 2 and Arena-Hard respectively. Note that our two-layer MoA framework *MoA-Data-Generator* achieves impressive performance across all benchmarks, contributing to the high SFT results. Notably, Gemma-2-9B-it-MoAA-DPO outperforms *MoA-Data-Generator* on AlpacaEval 2, highlighting the exceptional quality of the generated data. These consistent and significant improvements demonstrate the robustness and effectiveness of MoAA.

**Selection of instruction datasets matters** Table 2 illustrates the influence of instruction tuning set compositions on model performance. We evaluated three configurations: Ultrafeedback (UF), Ultrachat (UC), and a combination of the two (UF + UC). The Ultrafeedback dataset comprises roughly 61,000 training instructions, while from the larger Ultrachat dataset of 200,000 instructions, we subsampled 60,000 to maintain scale parity with Ultrafeedback. The combined set, UF + UC, integrates all Ultrafeedback instructions with an additional 5,000 from Ultrachat.

Our findings reveal that the combined UF + UC dataset generally yields the highest performance across both Llama and Gemma models. It closely matches or marginally trails the Ultrachat set in some benchmarks while outperforming it in others. The Ultrafeedback set, while the least effective overall, demonstrates efficacy in the Arena-Hard benchmark. Notably, the Ultrachat set enhances performance on MT-Bench, likely due to its inclusion of multi-turn conversational data. It’s important to note that this analysis does not represent an exhaustive search for the optimal instruction set combination. We posit that a more meticulous selection of datasets, encompassing diverse domains and difficulty levels, could further enhance SFT performance.

**Superior quality of MoAA synthesized data** We conducted an ablation study to compare SFT performance using data synthesized by MoAA against data generated by individual models (Figure 4). The x-axis represents the teacher model’s original performance, while the y-axis shows the SFT performance using data from that teacher. All mod-

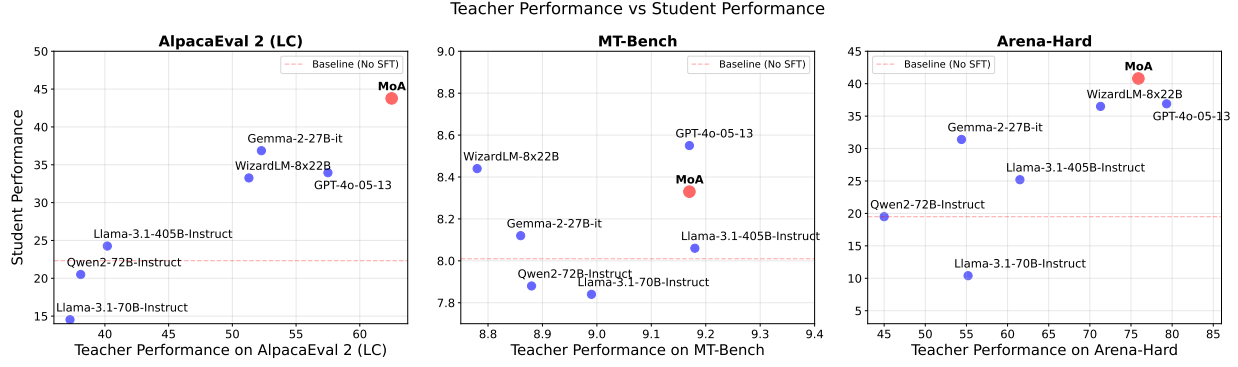


Figure 4: Model performances comparison by SFT on the data generated by single models and MoA. All models are tuned on the original Llama-3.1-8B-Instruct. The x-axis shows the teacher’s original performance for each benchmark, whereas the y-axis presents the performance of the Llama-3.1-8B-Instruct model fine-tuned by the corresponding teacher model. We use UF + UC as the dataset for all experiments. The dashed red line indicates the original Llama-3.1-8B-Instruct performance.

Method	AlpacaEval 2 (LC)	MT-Bench	Arena-Hard
Llama-3.1-8B-Instruct	22.33	8.01	19.5
Combined 5	27.23	8.17	26.7
Random 5	25.30	8.19	26.4
Best of 5	35.62	<b>8.36</b>	38.6
Llama-3.1-8B-Instruct-MoA-SFT	<b>43.77</b>	8.33	<b>40.8</b>

Table 3: Model performances by SFT on data generated by baseline methods and MoA. We finetune on Llama-3.1-8B-Instruct with the same training setups as MoA-SFT including the dataset. Combine 5: including all five responses generated by each individual model. Random 5: random sampling of one response from the five models for each instruction. Best of 5: choosing the best response out of five models for each instruction via ArmoRM-Llama3-8B-v0.1.

els are fine-tuned on Llama-3.1-8B-Instruct. Notably, the model fine-tuned with MoA-synthesized data (labeled as bolded MoA) consistently outperforms those trained on data from individual open-source models.

To further underscore the advantages of our method, we extended our comparison to include data generated by GPT-4o-05-13, one of the most powerful closed-source models currently available. Notably, models fine-tuned on our synthesized data demonstrate superior performance benchmarks compared to those trained on GPT-4o-05-13 data, with the exception being MT-Bench. The strength of our approach is particularly noteworthy given that our method exclusively utilizes open-source models. Note that MoA can incorporate closed-source model to further improve performance (Wang et al., 2024c). Furthermore, we demonstrated that MoA doesn’t degrade other tasks such as math or coding in Appendix D.

**Effectiveness of MoA Architecture over Naive Model Mixtures** To validate the efficacy of our Mixture of Agents (MoA) architecture and distinguish it from simple

multi-model aggregation, we conducted an ablation study comparing MoA against two naive mixture approaches and one approach that utilizes one state-of-the-art reward model to pick the best response. The first approach, which we term “Combined 5,” combined all datasets labeled by the five LLMs used in our MoA setup. Specifically, each LLM will generate responses for the entire dataset and we combine all of them into one big SFT set that is five times the original size. The second approach, term “Random 5,” randomly sampled one response from five models and maintained the same data size. Lastly, “Best of 5” uses a strong reward model ArmoRM-Llama3-8B-v0.1 (Wang et al., 2024a) to rank responses from these five models and pick the best one as the training response. For multi-turn data, we average the score of each turn for each conversation.

As illustrated in Figure 1 and detailed in Table 3, both naive mixture methods significantly underperform our MoA approach across all three benchmarks. This substantial performance gap underscores that MoA’s success is not merely a result of utilizing multiple models. The “Best of 5” method, while marginally better on MT-Bench, underperforms MoA on AlpacaEval2 and Arena-Hard. Despite ArmoRM-Llama3-8B-v0.1 being a state-of-the-art reward model and top-scoring on the RewardBench, our MoA approach performs better on average. These results demonstrate that our architecture goes beyond simple aggregation, organically combining and refining proposer responses to generate high-quality data.

**Strengthening the Strongest Model in MoA** We found that when the strongest model in the MoA mix is trained on MoA-generated data, it achieves a substantial performance boost. We think this is a non-trivial finding because improving the strongest model in the mix provides evidence that our method can potentially push the frontier open-source

Model	AlpacaEval (LC)	Arena-Hard	MT-Bench
Mistral-7B-Instruct-v0.3	19.88	16.3	7.59
Llama-3.1-8B-Instruct	26.06	28	8.34
Gemma-2-9b-it	48.54	40.6	8.49
SFT on MoA-Small-Scale	54.19	44	<b>8.78</b>
MoA-Small-Scale	<b>58.62</b>	<b>48.1</b>	8.65

Table 4: Performance of Gemma-2-9b-it model fine-tuned by small-scale MoA setup (SFT on MoA-Small-Scale). We can see that it actually outperforms the best individual model that comprises the MoA.

models further without the supervision of stronger LLMs. Specifically, we evaluated a small-scale MoA (MoA-Small-Scale) setup with Gemma-2-9B-it, Llama-3.1-8B-Instruct, and Mistral-7B-Instruct-v0.3 (Jiang et al., 2023a) as proposers, and used a two-layer MoA with Gemma-2-9B-it as the aggregator to generate the data mix. You can find more evaluation metrics of this MoA setup in Appendix F.

In Table 4, the fine-tuned Gemma model (SFT on MoA-Small-Scale) shows better performance than the strongest individual model (itself) in the mix by a large margin. This is a very promising result since we are improving LLMs to be better than the teachers.

### 4.3. MoAA Preference Alignment Results

**MoAA DPO improves model alignment further** To further enhance model alignment, we align our SFT models with a widely used preference optimization method called direct preference optimization (DPO). Models tuned by DPO on our MoA preference alignment dataset (termed *MoAA-DPO* at the end) outperforms MoAA-SFT tuning significantly on all three benchmarks, for both Llama and Gemma models, as evidenced in Table 1.

**MoA as a Reward Model: Comparison with State-of-the-Art** To evaluate the effectiveness of our MoA reward model, we compared it against state-of-the-art reward models and open-source generative-LLM-based reward models. On RewardBench, MoA achieves a notable 1.6-point improvement over the best open-source model incorporated in our setup, as shown in Table 5. Its advantage is particularly pronounced in the Safety category, where it outperforms the strongest open-source model by 4.2 points. Notably, this performance gain is achieved without any task-specific tuning for reward modeling, highlighting the inherent strength of our MoA approach. See Appendix G for more evaluations.

Interestingly, despite scoring lower than ArmoRM on RewardBench, the model DPO-tuned on our MoA preference alignment dataset delivers highly competitive performance (Table 6). It surpasses ArmoRM-tuned models on both MT-Bench and Arena-Hard, with only a slight deficit on

AlpacaEval 2. Additionally, our approach outperforms individual LLMs that serve as components within the MoA framework when used as reward models. This highlights the synergistic advantage of MoA, demonstrating its ability to effectively integrate the strengths of multiple models.

## 5. Conclusion

This paper presents Mixture of Agents Alignment, a model alignment recipe that leverages multiple LLMs’ expertise at the two stages of the alignment process. By harnessing the collective intelligence of open-sourced LLMs, MoA is proven to be a powerful synthetic data generator during the SFT stage, and a competitive reward model during DPO. Models fine-tuned on our MoA generated synthetic data achieves significant improvement on evaluation benchmarks such as AlpacaEval 2, MT-Bench, and Arena-Hard. Utilizing our MoA as a reward model with criteria filtering also proves to be able to produce competitive models compared to DPO models using state-of-the-art reward models. Extensive ablation studies demonstrate the efficacy and careful design of our MoAA strategy.

## 6. Impact Statement

This paper presents work whose goal is to advance the field of Large Language Model capabilities. We specifically focus on distilling multi-agent setup into a single model, achieving better performances while lowering computational cost. There are many potential societal consequences of our work, none which we feel must be specifically highlighted here.

## References

- Anil, R., Dai, A. M., Firat, O., Johnson, M., Lepikhin, D., Passos, A., Shakeri, S., Taropa, E., Bailey, P., Chen, Z., et al. Palm 2 technical report. *arXiv preprint arXiv:2305.10403*, 2023.
- Bai, J., Bai, S., Chu, Y., Cui, Z., Dang, K., Deng, X., Fan, Y., Ge, W., Han, Y., Huang, F., Hui, B., Ji, L., Li, M., Lin, J., Lin, R., Liu, D., Liu, G., Lu, C., Lu, K., Ma, J., Men, R., Ren, X., Ren, X., Tan, C., Tan, S., Tu, J., Wang, P., Wang, S., Wang, W., Wu, S., Xu, B., Xu, J., Yang, A., Yang, H., Yang, J., Yang, S., Yao, Y., Yu, B., Yuan, H., Yuan, Z., Zhang, J., Zhang, X., Zhang, Y., Zhang, Z., Zhou, C., Zhou, J., Zhou, X., and Zhu, T. Qwen technical report, 2023a. URL <https://arxiv.org/abs/2309.16609>.
- Bai, J., Bai, S., Chu, Y., Cui, Z., Dang, K., Deng, X., Fan, Y., Ge, W., Han, Y., Huang, F., et al. Qwen technical report. *arXiv preprint arXiv:2309.16609*, 2023b.



Model Type	Method/Model	Chat	Chat Hard	Safety	Reasoning	Average
Open-Source	Llama-3.1-70B-Instruct	<b>97.2</b>	<b>70.2</b>	82.8	86.0	84.0
	Gemma-2-27B-it	94.8	59.1	86.4	83.3	80.9
	Qwen2-72B-Instruct	96.2	64.6	86.0	86.1	83.2
	MoA as reward model	94.7	69.4	<b>90.6</b>	<b>87.7</b>	<b>85.6</b>
Fine-Tuned	ArmoRM-Llama3-8B-v0.1	<b>96.9</b>	<b>76.8</b>	<b>90.5</b>	<b>97.3</b>	<b>90.4</b>
	PairRM	90.2	52.2	47.7	49.0	59.8
Closed-Source	GPT-4o-2024-05-13	96.6	70.4	86.5	84.9	84.6

Table 5: Performance comparison of the MoA reward model and other widely-used reward models on Rewardbench.

Reward Model	AlpacaEval 2 (LC)	MT-Bench	Arena-Hard
Llama-3.1-70B-Instruct	55.35	8.36	45.1
Qwen2-72B-Instruct	55.80	8.31	43.5
Gemma-2-27B-it	56.81	8.31	<b>48.8</b>
GPT-4o-2024-0806	55.05	<b>8.76</b>	44.1
MoA as reward model	<b>57.23</b>	8.58	48.3
ArmoRM-Llama3-8B-v0.1	<b>57.79</b>	<b>8.56</b>	<b>42.3</b>
PairRM (Jiang et al., 2023b)	50.17	8.33	42.2
N/A (SFT Reference)	43.77	8.33	40.8

 Table 6: Performance comparison of models using different reward models. All settings generate five candidate responses with a temperature of 0.8 and use the reward model to pick chosen and rejected responses as the preference pair. We use the same *Llama-3.1-8B-Instruct-SFT* as the base model for DPO across all setups.

Bai, Y., Jones, A., Ndousse, K., Askell, A., Chen, A., Das-Sarma, N., Drain, D., Fort, S., Ganguli, D., Henighan, T., Joseph, N., Kadavath, S., Kernion, J., Conerly, T., El-Showk, S., Elhage, N., Hatfield-Dodds, Z., Hernandez, D., Hume, T., Johnston, S., Kravec, S., Lovitt, L., Nanda, N., Olsson, C., Amodei, D., Brown, T., Clark, J., McCandlish, S., Olah, C., Mann, B., and Kaplan, J. Training a helpful and harmless assistant with reinforcement learning from human feedback, 2022. URL <https://arxiv.org/abs/2204.05862>.

Brown, B., Juravsky, J., Ehrlich, R., Clark, R., Le, Q. V., Ré, C., and Mirhoseini, A. Large language monkeys: Scaling inference compute with repeated sampling, 2024. URL <https://arxiv.org/abs/2407.21787>.

Brown, T., Mann, B., Ryder, N., Subbiah, M., Kaplan, J. D., Dhariwal, P., Neelakantan, A., Shyam, P., Sastry, G., Askell, A., et al. Language models are few-shot learners. *Advances in neural information processing systems*, 33: 1877–1901, 2020.

Casper, S., Davies, X., Shi, C., Gilbert, T. K., Scheurer, J., Rando, J., Freedman, R., Korbak, T., Lindner, D., Freire, P., Wang, T. T., Marks, S., Segerie, C.-R., Carroll, M., Peng, A., Christoffersen, P., Damani, M., Slocum, S., Anwar, U., Siththaranjan, A., Nadeau, M., Michaud,

E. J., Pfau, J., Krasheninnikov, D., Chen, X., Langosco, L., Hase, P., Biyik, E., Dragan, A., Krueger, D., Sadigh, D., and Hadfield-Menell, D. Open problems and fundamental limitations of reinforcement learning from human feedback. *Transactions on Machine Learning Research*, 2023. ISSN 2835-8856. URL <https://openreview.net/forum?id=bx24KpJ4Eb>. Survey Certification.

Chen, L., Zaharia, M., and Zou, J. How is chatgpt’s behavior changing over time?, 2023. URL <https://arxiv.org/abs/2307.09009>.

Chen, M., Tworek, J., Jun, H., Yuan, Q., de Oliveira Pinto, H. P., Kaplan, J., Edwards, H., Burda, Y., Joseph, N., Brockman, G., Ray, A., Puri, R., Krueger, G., Petrov, M., Khlaaf, H., Sastry, G., Mishkin, P., Chan, B., Gray, S., Ryder, N., Pavlov, M., Power, A., Kaiser, L., Bavarian, M., Winter, C., Tillet, P., Such, F. P., Cummings, D., Plappert, M., Chantzis, F., Barnes, E., Herbert-Voss, A., Guss, W. H., Nichol, A., Paino, A., Tezak, N., Tang, J., Babuschkin, I., Balaji, S., Jain, S., Saunders, W., Hesse, C., Carr, A. N., Leike, J., Achiam, J., Misra, V., Morikawa, E., Radford, A., Knight, M., Brundage, M., Murati, M., Mayer, K., Welinder, P., McGrew, B., Amodei, D., McCandlish, S., Sutskever, I., and Zaremba, W. Evaluating large language models trained on code. 2021.

Chowdhery, A., Narang, S., Devlin, J., Bosma, M., Mishra, G., Roberts, A., Barham, P., Chung, H. W., Sutton, C., Gehrmann, S., et al. Palm: Scaling language modeling with pathways. *arXiv preprint arXiv:2204.02311*, 2022.

Cui, G., Yuan, L., Ding, N., Yao, G., Zhu, W., Ni, Y., Xie, G., Liu, Z., and Sun, M. Ultrafeedback: Boosting language models with high-quality feedback. *arXiv preprint arXiv:2310.01377*, 2023.

Ding, N., Chen, Y., Xu, B., Qin, Y., Hu, S., Liu, Z., Sun, M., and Zhou, B. Enhancing chat language models by scaling high-quality instructional conversations. In Bouamor, H., Pino, J., and Bali, K. (eds.), *Proceedings of the*

- 2023 *Conference on Empirical Methods in Natural Language Processing*, pp. 3029–3051, Singapore, December 2023. Association for Computational Linguistics. doi: 10.18653/v1/2023.emnlp-main.183. URL <https://aclanthology.org/2023.emnlp-main.183>.
- Dubey, A., Jauhri, A., Pandey, A., Kadian, A., Al-Dahle, A., Letman, A., Mathur, A., Schelten, A., Yang, A., Fan, A., et al. The llama 3 herd of models, 2024. URL <https://arxiv.org/abs/2407.21783>.
- Dubois, Y., Galambosi, B., Liang, P., and Hashimoto, T. B. Length-controlled alpacaEval: A simple way to debias automatic evaluators. *arXiv preprint arXiv:2404.04475*, 2024.
- Ethayarajh, K., Xu, W., Muennighoff, N., Jurafsky, D., and Kiela, D. Kto: Model alignment as prospect theoretic optimization, 2024. URL <https://arxiv.org/abs/2402.01306>.
- Frick, E., Li, T., Chen, C., Chiang, W.-L., Angelopoulos, A. N., Jiao, J., Zhu, B., Gonzalez, J. E., and Stoica, I. How to evaluate reward models for rlhf, 2024. URL <https://arxiv.org/abs/2410.14872>.
- Gheshlaghi Azar, M., Daniel Guo, Z., Piot, B., Munos, R., Rowland, M., Valko, M., and Calandriello, D. A general theoretical paradigm to understand learning from human preferences. In Dasgupta, S., Mandt, S., and Li, Y. (eds.), *Proceedings of The 27th International Conference on Artificial Intelligence and Statistics*, volume 238 of *Proceedings of Machine Learning Research*, pp. 4447–4455. PMLR, 02–04 May 2024. URL <https://proceedings.mlr.press/v238/gheshlaghi-azar24a.html>.
- Guo, T., Chen, X., Wang, Y., Chang, R., Pei, S., Chawla, N. V., Wiest, O., and Zhang, X. Large language model based multi-agents: A survey of progress and challenges. In Larson, K. (ed.), *Proceedings of the Thirty-Third International Joint Conference on Artificial Intelligence, IJCAI-24*, pp. 8048–8057. International Joint Conferences on Artificial Intelligence Organization, 8 2024. doi: 10.24963/ijcai.2024/890. URL <https://doi.org/10.24963/ijcai.2024/890>. Survey Track.
- Hendrycks, D., Burns, C., Basart, S., Zou, A., Mazeika, M., Song, D., and Steinhardt, J. Measuring massive multitask language understanding. *International Conference on Learning Representations*, 2020.
- Hendrycks, D., Burns, C., Kadavath, S., Arora, A., Basart, S., Tang, E., Song, D., and Steinhardt, J. Measuring mathematical problem solving with the math dataset. *arXiv preprint arXiv:2103.03874*, 2021.
- Jiang, A. Q., Sablayrolles, A., Mensch, A., Bamford, C., Chaplot, D. S., de las Casas, D., Bressand, F., Lengyel, G., Lample, G., Saulnier, L., Lavaud, L. R., Lachaux, M.-A., Stock, P., Scao, T. L., Lavril, T., Wang, T., Lacroix, T., and Sayed, W. E. Mistral 7b. *arXiv preprint arXiv:2310.06825*, 2023a.
- Jiang, A. Q., Sablayrolles, A., Roux, A., Mensch, A., Savary, B., Bamford, C., Chaplot, D. S., de Las Casas, D., Hanna, E. B., Bressand, F., Lengyel, G., Bour, G., Lample, G., Lavaud, L. R., Saulnier, L., Lachaux, M., Stock, P., Subramanian, S., Yang, S., Antoniak, S., Scao, T. L., Gervet, T., Lavril, T., Wang, T., Lacroix, T., and Sayed, W. E. Mixtral of experts. *CoRR*, abs/2401.04088, 2024. doi: 10.48550/ARXIV.2401.04088. URL <https://doi.org/10.48550/arXiv.2401.04088>.
- Jiang, D., Ren, X., and Lin, B. Y. Llm-blender: Ensembling large language models with pairwise comparison and generative fusion. In *Proceedings of the 61th Annual Meeting of the Association for Computational Linguistics (ACL 2023)*, 2023b.
- Kaplan, J., McCandlish, S., Henighan, T., Brown, T. B., Chess, B., Child, R., Gray, S., Radford, A., Wu, J., and Amodei, D. Scaling laws for neural language models. *CoRR*, abs/2001.08361, 2020. URL <https://arxiv.org/abs/2001.08361>.
- Köpf, A., Kilcher, Y., von Rütte, D., Anagnostidis, S., Tam, Z. R., Stevens, K., Barhoum, A., Nguyen, D. M., Stanley, O., Nagyfi, R., ES, S., Suri, S., Glushkov, D. A., Dantururi, A. V., Maguire, A., Schuhmann, C., Nguyen, H., and Mattick, A. J. Openassistant conversations - democratizing large language model alignment. In *Thirty-seventh Conference on Neural Information Processing Systems Datasets and Benchmarks Track*, 2023. URL <https://openreview.net/forum?id=VSJotgbPHF>.
- Lambert, N., Pyatkin, V., Morrison, J., Miranda, L., Lin, B. Y., Chandu, K., Dziri, N., Kumar, S., Zick, T., Choi, Y., Smith, N. A., and Hajishirzi, H. Rewardbench: Evaluating reward models for language modeling, 2024.
- Li, T., Chiang, W.-L., Frick, E., Dunlap, L., Wu, T., Zhu, B., Gonzalez, J. E., and Stoica, I. From crowdsourced data to high-quality benchmarks: Arena-hard and benchbuilder pipeline. *arXiv preprint arXiv:2406.11939*, 2024.
- Longpre, S., Hou, L., Vu, T., Webson, A., Chung, H. W., Tay, Y., Zhou, D., Le, Q. V., Zoph, B., Wei, J., and Roberts, A. The flan collection: designing data and methods for effective instruction tuning. In *Proceedings of the 40th International Conference on Machine Learning, ICML’23*. JMLR.org, 2023.

- Lu, J., Pang, Z., Xiao, M., Zhu, Y., Xia, R., and Zhang, J. Merge, ensemble, and cooperate! a survey on collaborative strategies in the era of large language models, 2024. URL <https://arxiv.org/abs/2407.06089>.
- Meng, Y., Xia, M., and Chen, D. Simpo: Simple preference optimization with a reference-free reward. *arXiv preprint arXiv: 2405.14734*, 2024.
- OpenAI. Gpt-4 technical report, 2023a.
- OpenAI. Gpt-4 technical report, 2023b.
- Ouyang, L., Wu, J., Jiang, X., Almeida, D., Wainwright, C., Mishkin, P., Zhang, C., Agarwal, S., Slama, K., Ray, A., Schulman, J., Hilton, J., Kelton, F., Miller, L., Simens, M., Askell, A., Welinder, P., Christiano, P. F., Leike, J., and Lowe, R. Training language models to follow instructions with human feedback. In Koyejo, S., Mohamed, S., Agarwal, A., Belgrave, D., Cho, K., and Oh, A. (eds.), *Advances in Neural Information Processing Systems*, volume 35, pp. 27730–27744. Curran Associates, Inc., 2022a. URL <https://arxiv.org/pdf/2203.02155>.
- Ouyang, L., Wu, J., Jiang, X., Almeida, D., Wainwright, C., Mishkin, P., Zhang, C., Agarwal, S., Slama, K., Ray, A., et al. Training language models to follow instructions with human feedback. *Advances in neural information processing systems*, 35:27730–27744, 2022b.
- Qin, Z., Jagerman, R., Hui, K., Zhuang, H., Wu, J., Shen, J., Liu, T., Liu, J., Metzler, D., Wang, X., and Bendersky, M. Large language models are effective text rankers with pairwise ranking prompting. *NAACL-HLT*, 2023. doi: 10.48550/arXiv.2306.17563.
- Rafailov, R., Sharma, A., Mitchell, E., Manning, C. D., Ermon, S., and Finn, C. Direct preference optimization: Your language model is secretly a reward model. In *Thirty-seventh Conference on Neural Information Processing Systems*, 2023. URL <https://arxiv.org/abs/2305.18290>.
- Rein, D., Hou, B. L., Stickland, A. C., Petty, J., Pang, R. Y., Dirani, J., Michael, J., and Bowman, S. R. Gpqa: A graduate-level google-proof q&a benchmark. *arXiv preprint arXiv: 2311.12022*, 2023.
- Russell, S. Human-compatible artificial intelligence. In Muggleton, S. H. and Chater, N. (eds.), *Human-Like Machine Intelligence*, pp. 3–23. Oxford University Press, 2022. doi: 10.1093/OSO/9780198862536.003.0001. URL <https://doi.org/10.1093/oso/9780198862536.003.0001>.
- Russell, S. and Norvig, P. *Artificial Intelligence: A Modern Approach (4th Edition)*. Pearson, 2020. ISBN 9780134610993. URL <http://aima.cs.berkeley.edu/>.
- Schulman, J., Wolski, F., Dhariwal, P., Radford, A., and Klimov, O. Proximal policy optimization algorithms, 2017. URL <https://arxiv.org/abs/1707.06347>.
- Shumailov, I., Shumaylov, Z., Zhao, Y., Papernot, N., Anderson, R., and Gal, Y. Ai models collapse when trained on recursively generated data. *Nature*, 631 (8022):755–759, Jul 2024. ISSN 1476-4687. doi: 10.1038/s41586-024-07566-y. URL <https://doi.org/10.1038/s41586-024-07566-y>.
- Snell, C., Lee, J., Xu, K., and Kumar, A. Scaling llm test-time compute optimally can be more effective than scaling model parameters, 2024. URL <https://arxiv.org/abs/2408.03314>.
- Taori, R., Gulrajani, I., Zhang, T., Dubois, Y., Li, X., Guestrin, C., Liang, P., and Hashimoto, T. B. Stanford alpaca: An instruction-following llama model. [https://github.com/tatsu-lab/stanford\\_alpaca](https://github.com/tatsu-lab/stanford_alpaca), 2023.
- Team, G., Riviere, M., Pathak, S., Sessa, P. G., Hardin, C., Bhupatiraju, S., Hussenot, L., Mesnard, T., Shahriari, B., Ramé, A., Ferret, J., Liu, P., Tafti, P., Friesen, A., Casbon, M., Ramos, S., Kumar, R., Lan, C. L., Jerome, S., Tsitsulin, A., , et al. Gemma 2: Improving open language models at a practical size. *arXiv preprint arXiv: 2408.00118*, 2024.
- The Mosaic Research Team. Introducing dbrx: A new state-of-the-art open llm. 2024. URL <https://www.databricks.com/blog/introducing-dbrx-new-state-art-open-llm>.
- Touvron, H., Lavril, T., Izacard, G., Martinet, X., Lachaux, M.-A., Lacroix, T., Rozière, B., Goyal, N., Hambro, E., Azhar, F., et al. Llama: Open and efficient foundation language models. *arXiv preprint arXiv:2302.13971*, 2023a.
- Touvron, H., Martin, L., Stone, K., Albert, P., Almahairi, A., Babaei, Y., Bashlykov, N., Batra, S., Bhargava, P., Bhosale, S., et al. Llama 2: Open foundation and fine-tuned chat models. *arXiv preprint arXiv:2307.09288*, 2023b.
- Wang, H., Xiong, W., Xie, T., Zhao, H., and Zhang, T. Interpretable preferences via multi-objective reward modeling and mixture-of-experts. *arXiv preprint arXiv: 2406.12845*, 2024a.

- Wang, J., Jain, S., Zhang, D., Ray, B., Kumar, V., and Athiwaratkun, B. Reasoning in token economies: Budget-aware evaluation of LLM reasoning strategies. In Al-Onaizan, Y., Bansal, M., and Chen, Y.-N. (eds.), *Proceedings of the 2024 Conference on Empirical Methods in Natural Language Processing*, pp. 19916–19939, Miami, Florida, USA, November 2024b. Association for Computational Linguistics. doi: 10.18653/v1/2024.emnlp-main.1112. URL <https://aclanthology.org/2024.emnlp-main.1112/>.
- Wang, J., Wang, J., Athiwaratkun, B., Zhang, C., and Zou, J. Mixture-of-agents enhances large language model capabilities, 2024c. URL <https://arxiv.org/abs/2406.04692>.
- Wang, P., Li, L., Chen, L., Cai, Z., Zhu, D., Lin, B., Cao, Y., Liu, Q., Liu, T., and Sui, Z. Large language models are not fair evaluators. *arXiv preprint arXiv:2305.17926*, 2023a.
- Wang, X., Wei, J., Schuurmans, D., Le, Q. V., Chi, E. H., Narang, S., Chowdhery, A., and Zhou, D. Self-consistency improves chain of thought reasoning in language models. In *The Eleventh International Conference on Learning Representations*, 2023b. URL <https://openreview.net/forum?id=1PL1NIMMrw>.
- Wang, Y., Kordi, Y., Mishra, S., Liu, A., Smith, N. A., Khashabi, D., and Hajishirzi, H. Self-instruct: Aligning language models with self-generated instructions. In Rogers, A., Boyd-Graber, J., and Okazaki, N. (eds.), *Proceedings of the 61st Annual Meeting of the Association for Computational Linguistics (Volume 1: Long Papers)*, pp. 13484–13508, Toronto, Canada, July 2023c. Association for Computational Linguistics. doi: 10.18653/v1/2023.acl-long.754. URL <https://aclanthology.org/2023.acl-long.754>.
- Wu, T., Yuan, W., Golovneva, O., Xu, J., Tian, Y., Jiao, J., Weston, J., and Sukhbaatar, S. Meta-rewarding language models: Self-improving alignment with llm-as-a-meta-judge. *arXiv preprint arXiv: 2407.19594*, 2024.
- Xu, C., Sun, Q., Zheng, K., Geng, X., Zhao, P., Feng, J., Tao, C., and Jiang, D. Wizardlm: Empowering large language models to follow complex instructions. *arXiv preprint arXiv:2304.12244*, 2023a.
- Xu, H., Kim, Y. J., Sharaf, A., and Awadalla, H. H. A paradigm shift in machine translation: Boosting translation performance of large language models, 2023b.
- Xu, Z., Jiang, F., Niu, L., Deng, Y., Poovendran, R., Choi, Y., and Lin, B. Y. Magpie: Alignment data synthesis from scratch by prompting aligned llms with nothing. *arXiv preprint arXiv: 2406.08464*, 2024.
- Yang, A., Yang, B., Hui, B., Zheng, B., Yu, B., Zhou, C., Li, C., Li, C., Liu, D., Huang, F., Dong, G., Wei, H., Lin, H., Tang, J., Wang, J., Yang, J., Tu, J., Zhang, J., Ma, J., Yang, J., Xu, J., Zhou, J., Bai, J., He, J., Lin, J., Dang, K., Lu, K., Chen, K., Yang, K., Li, M., Xue, M., Ni, N., Zhang, P., Wang, P., Peng, R., Men, R., Gao, R., Lin, R., Wang, S., Bai, S., Tan, S., Zhu, T., Li, T., Liu, T., Ge, W., Deng, X., Zhou, X., Ren, X., Zhang, X., Wei, X., Ren, X., Liu, X., Fan, Y., Yao, Y., Zhang, Y., Wan, Y., Chu, Y., Liu, Y., Cui, Z., Zhang, Z., Guo, Z., and Fan, Z. Qwen2 technical report, 2024. URL <https://arxiv.org/abs/2407.10671>.
- Zhang, S., Dong, L., Li, X., Zhang, S., Sun, X., Wang, S., Li, J., Hu, R., Zhang, T., Wu, F., et al. Instruction tuning for large language models: A survey. *arXiv preprint arXiv:2308.10792*, 2023.
- Zheng, L., Chiang, W.-L., Sheng, Y., Zhuang, S., Wu, Z., Zhuang, Y., Lin, Z., Li, Z., Li, D., Xing, E. P., Zhang, H., Gonzalez, J. E., and Stoica, I. Judging llm-as-a-judge with mt-bench and chatbot arena. *arXiv preprint arXiv:2306.05685*, 2023.
- Zhou, C., Liu, P., Xu, P., Iyer, S., Sun, J., Mao, Y., Ma, X., Efrat, A., Yu, P., YU, L., Zhang, S., Ghosh, G., Lewis, M., Zettlemoyer, L., and Levy, O. LIMA: Less is more for alignment. In *Thirty-seventh Conference on Neural Information Processing Systems*, 2023. URL <https://openreview.net/forum?id=KBMOKmX2he>.



Method	Chat	Chat Hard	Safety	Reasoning	Average
MoA without Filtering	<b>95.5</b>	68.8	88.1	85.6	84.5
MoA with Filtering	94.7	<b>69.4</b>	<b>90.6</b>	<b>87.7</b>	<b>85.6</b>

Table 7: Performance comparison of MoA with and without criteria filtering on Rewardbench.

## A. Hyperparameters

**SFT hyperparameter settings** For both the Llama model and Gemma model, we use learning rate of  $8.0e-7$  and gradient accumulation of 128. For the Llama model we train for 6 epochs whereas for Gemma we train for 5 epochs. All experiments are done on one node of 8xA100.

**DPO hyperparameter settings** Hyperparameters are crucial for preference optimization methods. For Llama model, we use learning rate of  $8.0e-7$ . For Gemma model, we use a learning rate of  $3.0e-7$ . For both setups, we train for 5 epochs with a beta of 0.01 and gradient accumulation of 128. All experiments are done on one node of 8xA100.

## B. MoA architecture selection

**MoA architecture for Stage 1 data synthesis** We use a two-layer MoA framework with WizardLM-8x22B, Qwen2-72B-Instruct, Gemma-2-27B-it, LLaMA-3.1-70B-Instruct as proposers and Qwen1.5-110B-Chat as the aggregator. This specific choice is based on insights from previous work (Wang et al., 2024c) and some empirical search. Specifically, previous work has shown that WizardLM-8x22B is a great proposer whereas Qwen1.5-110B-Chat is a great aggregator. Then we just add strong open-source models that have decent performances such as Qwen2-72B-Instruct, Gemma-2-27B-it, and LLaMA-3.1-70B-Instruct as proposers to get our final architecture. We have tried a bunch of other setups, e.g., using only three proposers, or using Qwen2-72B-Instruct, Gemma-2-27B-it, or LLaMA-3.1-70B-Instruct as the aggregator. Even though the current setup as shown in Table 8 doesn’t yield the highest performance out of other setups, it is the most balanced across three benchmarks. Note that a more explicit and intelligent search method can be used to find potentially better architecture. We leave this interesting exploration to future work. To balance efficiency and performance, we set the number of layers to two. Our model pool is limited to the most capable general-purpose models available at the time, ensuring broad generalization, while domain-specific fine-tuned models (e.g., for code) were not included. Regarding the robustness of ensemble composition, an early observation was that the order of proposers has minimal impact, so we generally arrange them from strongest to weakest.

**MoA architecture for Stage 2 preference ranking** We select our architecture in a similar manner during this stage. Notably, Qwen2-72B-Instruct appears to be a better aggregator at evaluating model responses than others. Hence after some empirical search, the MoA architecture has proposers including Gemma-2-27B-it, LLaMA-3.1-70B-Instruct, Qwen2-72B-Instruct, and Qwen2-72B-Instruct as the aggregator.

Aggregator	Proposers	AlpacaEval 2 (LC)	MT-Bench	Arena-Hard
Qwen2-72B-Instruct	WGQL	59.81	9.19	79.3
Gemma-2-27B-it	WGQL	63.47	9.19	70.8
LLaMA-3.1-70B-Instruct	WGQL	45.30	9.29	70.8
Qwen1.5-110B-Chat	WGQ	61.80	8.93	76.4
Qwen1.5-110B-Chat (chosen)	WGQL	62.50	9.17	75.9

Table 8: Performance of different MoA architecture. WGQL stands for those four models: WizardLM-8x22B, Qwen2-72B-Instruct, Gemma-2-27B-it, LLaMA-3.1-70B-Instruct. WGQ stands for the first three models shown before.

**Can we automatically search for an architecture?** To be more efficient than conducting a manual sweep, we did an early investigation on whether we can use an automatic optimization pipeline to find a good LLM mixture. We will include some details on how we do that here.

Setup: Specifically, we fix the number of layers to be two and the aggregator to be Qwen-1.5-110b-Chat, and set the number

Model	Aggregate	AlpacaEval (LC)	Arena-Hard	MT-Bench
MoA-Lite	74.1	59.3	71.3	<b>9.18</b>
MoA-Lite-searched	<b>75.0</b>	<b>62.0</b>	<b>71.8</b>	9.11

Table 9: Performance comparison of MoA-Lite and MoA searched using our proposed optimization method. Note that this MoA-Lite mixture is taken from the original MoA paper and has lower performances than our mixture.

of models and which model in proposers to be variables for optimization. We utilized Broyden–Fletcher–Goldfarb–Shanno algorithm (BFGS) for this unconstrained optimization problem. We use the LLMs used in the original MoA-Lite from (Wang et al., 2024c) as a starting point. This means the MoA has Qwen-1.5-110b-Chat as aggregator and Qwen1.5-110B-Chat (Bai et al., 2023b), Qwen1.5-72B-Chat, WizardLM-8x22B (Xu et al., 2023a), LLaMA-3-70B-Instruct (Touvron et al., 2023b), Mixtral-8x22B-v0.1 (Jiang et al., 2024), dbrx-instruct (The Mosaic Research Team, 2024) as proposers. Note this mixture has a lower score than the mixture we used in this paper.

Validation Data: It is important to have a good set of validation data. We randomly sampled 50 problems from AlpacaEval and 50 from Arena-Hard. The combined size of 100 enables us to verify architecture performances quickly. We averaged the scores of AlpacaEval and ArenaHard to be our final metric.

We ran the optimization and found the best mixture to be WizardLM-2-8x22b, Qwen-1.5-110b-Chat, Qwen-1.5-72b-Chat, and three Llama-3-70b-Instruct as proposers and Qwen-1.5-110b-Chat as aggregator. The resulting mixture outperforms our MoA-Lite on two out of the three benchmarks as shown in Table 9.

### C. Cost Efficacy of MoA

**Data generation cost** In this section, we compare the cost efficacy of our MoA data generation process vs using a strong closed-source model such as GPT-4o-05-13. To make this a fair comparison, we measure the cost of generating synthetic data using Ultrafeedback for both MoA and GPT-4o-05-13. MoA requires around \$365.9 whereas GPT-4o-05-13 requires \$429.4 as demonstrated in Table 10. MoA saves about 23% and achieves much higher performance. The MoA cost is computed using the cost detailed on Together Endpoint and the GPT-4o-05-13 cost is taken from their website.

Model	\$ per Million Tokens	Cost to Generate Dataset
Qwen1.5-110B-Chat	1.8	-
WizardLM-2-8x22B	1.2	55.53
Llama-3-70b-Instruct	0.9	30.07
Qwen2-72B-Instruct	0.9	25.12
gemma-2-27b-it	0.8	23.85
Gemma-2-9B-it-MoAA-DPO	0.3	-
MoA	5.6	<b>365.95</b>
gpt-4o-2024-05-13	7.5	429.45

Table 10: Cost comparison across models for generating instruction tuning dataset. MoA saves 23% of the cost compared to GPT-4o-05-13 while achieves higher performance shown in Table 6

**Inference efficiency of MoAA** One of the key motivations for developing MoAA is to address the practical limitations of using MoA for cost/latency-sensitive scenarios. As model sizes increase and inference lengths grow, optimizing inference efficiency becomes crucial for the scalable deployment of reasoning agents (Wang et al., 2024b). Compared to standalone LLMs, deploying MoA at inference time is computationally expensive and incurs high latency due to the need to generate and aggregate responses from multiple large models. This motivates us to align its knowledge to a smaller standalone model, while ensuring that the MoAA-trained model retains response quality comparable to the aggregated outputs of MoA. In our inference efficiency analysis in Table 11, Gemma-2-9B-it-MoAA-DPO achieves 90.6% of the MoA performance with only 5.4% of the cost of MoA.

	AE (LC)	AH	MT-Bench	Avg.	% of MoA	\$/M tokens
Gemma-2-27b-it	52.3	52.3	8.86	64.4	83.9%	0.8
Llama-3-70b-Instruct	37.3	55.2	8.99	60.8	79.3%	0.9
Qwen2-72B-Instruct	38.1	45.0	8.88	57.3	74.7%	0.9
WizardLM-2-8x22B	51.3	71.3	8.78	70.1	91.4%	1.2
Qwen1.5-110B-Chat	43.9	56.4	8.96	63.3	82.5%	1.8
Llama-3.1...-MoAA-DPO	57.2	48.3	8.58	63.8	83.2%	0.2
Gemma-2...-MoAA-DPO	63.9	55.6	8.91	69.5	90.6%	0.3
MoA	62.5	75.9	9.17	76.7	100%	5.6

Table 11: Inference efficiency analysis comparison of our methods and MoA. We show that with only 5.4% of the cost of MoA, our method can achieve 90.6% of the MoA performance.

## D. Reasoning Evaluations

We conducted extensive testing on math, coding, knowledge, and complete reasoning benchmarks. The datasets evaluated include MMLU (Hendrycks et al., 2020), HumanEval (Chen et al., 2021) and GPQA (Rein et al., 2023) and MATH (Hendrycks et al., 2021). Even though we did not explicitly add any of those data in our instruction dataset or preference alignment dataset, we want to verify if the model tuned can generalize to other domains and not just overfit to the tuning set. In Table 12, we observed a slight decrease in math, reasoning, and coding ability during SFT with MoAA, followed by recovery during the DPO stage. Notably, for Gemma, the model fine-tuned with MoAA outperforms the original model in overall performance. This means our tuned model remain fairly robust and generalize to challenging reasoning tasks despite not having any explicit reasoning data added. Composing a more balanced dataset mixture with reasoning data is a nice direction of future work.

Model	MMLU	HumanEval (pass@1)	GPQA	MATH	Average
Llama-3.1-8B-Instruct	<b>0.7089</b>	<b>0.6671</b>	0.2273	<b>0.51</b>	<b>0.527</b>
Llama-3.1-8B-Instruct-MoAA-SFT	0.6854	0.5793	0.2626	0.48	0.502
Llama-3.1-8B-Instruct-MoAA-DPO	0.6864	0.5354	<b>0.3434</b>	0.49	0.514
Gemma-2-9B-it	<b>0.7382</b>	<b>0.6341</b>	0.2929	0.50	0.541
Gemma-2-9B-it-MoAA-SFT	0.7356	0.6085	0.2828	<b>0.52</b>	0.537
Gemma-2-9B-it-MoAA-DPO	<b>0.7382</b>	0.6329	<b>0.3081</b>	<b>0.52</b>	<b>0.549</b>

Table 12: Reasoning evaluations of different models across MMLU, HumanEval, GPQA, MATH.

## E. Additional Baselines

In this section, we present a comparison with several additional baselines to strengthen the effectiveness of our method. Specifically, we compare with

- MagPie (Xu et al., 2024), a contemporary method that follows a similar SFT and DPO process with its generated data.
- Meta-Rewarding LLM (Wu et al., 2024), an iterative alignment method that utilizes self-judgment to self-improve.
- Original Ultrafeedback (contains 61135 data points) + same 5000 data subsampled from Ultrachat
- MOAA-SFT Ultrafeedback samples (contains 60000 data points) and MoAA-DPO on same 6000 Ultrafeedback data.

As shown in Table 13 and Table 14, our Llama-3.1-8B-Instruct-MoAA-DPO achieves competitive performance compared to all the baselines above, demonstrating the effectiveness of our approach. Because both MagPie and Meta-Rewarding LLMs

are built based on Llama-3, we tuned a Llama-3-8B-Instruct with MoAA-SFT to compare. Our approach still show stronger performances.

Model	Base Model	Data Size	AlpacaEval (LC)	Arena-Hard
Llama-3-8B-Instruct	-	-	24.01	20.6
Llama-3.1-8B-Instruct	-	-	26.06	28.0
MAGPIE-Pro-SFT	Llama-3-8B-Base	300k	25.08	18.9
MAGPIE-Pro-DPO	MAGPIE-Pro-SFT	100k	50.10	25.7
Meta-RewardingLM Iter4	-	-	39.44	29.1
Llama-3...MoAA-SFT	Llama-3-8B-Instruct	61k+5k	42.61	31.9
Llama-3.1...MoAA-SFT	Llama-3.1-8B-Instruct	61k+5k	43.77	40.8
Llama-3.1...MoAA-DPO	Llama-3.1...MoAA-SFT	6k	57.23	48.3
Gemma-2...MoAA-DPO	Gemma-2...MoAA-SFT	6k	<b>63.75</b>	<b>55.6</b>

Table 13: Comparison of our method and MagPie and Meta-Rewarding LLM on AlpacaEval and Arena-Hard. MagPie’s result was taken directly from the paper. Our method achieves superior performance on both benchmarks. For Meta-Rewarding LLM, we selected the scores from the last iteration (iteration 4) which is the highest in the paper.

Model	AlpacaEval2 (LC)	Arena Hard	MT-Bench
SFT on Ultrachat and Ultrafeedback	14.50	11.7	7.73
Llama-3.1-8B-Instruct-MoAA-SFT	<b>43.77</b>	<b>40.8</b>	<b>8.33</b>
Llama-3.1-8B-Instruct-MoAA-SFT (UC)	43.86	39.5	8.39
Llama-3.1-8B-Instruct-MoAA-DPO (UC)	<b>58.15</b>	<b>42.6</b>	<b>8.64</b>

Table 14: Performance metrics of two other baseliens. 1) Llama-3.1-8B-Instruct tuned on the original responses from Ultrafeedback and Ultrachat. 2) MoAA-SFT on a 60,000 subsample of Ultrachat. Here we chose sample size to be 60,000 because we want to maintain a similar data scale to our original MoAA-SFT setup. Then we perform MoAA-DPO with the same setup as the original MoAA-DPO in the paper, using the same 6,000 Ultrafeedback data, but generated on policy with the Ultrachat SFT model.

## F. Strengthening the Strongest Model in MoA

In Table 4, we found that the fine-tuned Gemma model shows better performance than the strongest individual model (itself) in the mix by a large margin. We also provide a study on the performances of this MoA architecture in Table 15. We see that performances in general increase with the increase of layers, although the plateau is starting to occur.

Aggregator	Layer	AlpacaEval2 (LC)	AlpacaEval2	Arena-Hard	MT-Bench
Gemma-2-9b-it	2	<b>56.62</b>	47.91	48.1	8.63
	3	55.75	<b>48.72</b>	<b>51.0</b>	<b>8.65</b>
Llama-3.1-8b-Instruct	2	30.73	39.47	36.4	8.16
	3	30.06	39.55	38.3	8.33
Mistral-7b-instruct-v0.3	2	26.75	24.55	25.4	8.01
	3	29.97	29.55	29.4	8.38

Table 15: Model performances of small-scale MoA across different models as final aggregator.



## G. More MoA as a Reward Model Evaluation

In this section, we provide additional benchmarking on MoA as a reward model on the PPE benchmark (Frick et al., 2024). PPE consists of 18k diverse data points spanning human preference and reasoning tasks. Table 16 show that MoA as a reward model outperforms the best individual model in its mix by a significant margin and also exceeds GPT-4o-mini in overall performance. Compared to Skywork-Reward-Gemma-2-27b, which scores 9 points higher on the Reward Bench, MoA achieves 9.5 points higher on the PPE benchmark. We believe this performance difference highlights an issue with the Reward Bench: it has become overspecialized due to fine-tuning efforts since its launch, making fine-tuned models appear more capable than they actually are. PPE, as a newer and more diverse benchmark, provides a clearer evaluation of model capabilities and further demonstrates the effectiveness of MoA as a robust reward model.

Model	MMLU Pro	MATH	GPQA	MBPP Plus	IFEVAL	Human Pref.	AVG
MoA as reward model	0.76	0.79	0.58	0.62	0.57	0.6465	0.661
Qwen-2-72b-Instruct	0.72	0.73	0.56	0.58	0.54	0.6135	0.624
Llama-3.1-70b-Instruct	0.73	0.73	0.56	0.58	0.56	0.6429	0.634
Gemma-2-27b-it	0.68	0.73	0.54	0.58	0.52	0.6169	0.611
GPT-4o-mini-2024-07-18	0.71	0.81	0.57	0.54	0.56	0.6646	0.642
Claude-3.5-Sonnet-20240620	0.81	0.86	0.63	0.54	0.58	0.6733	0.682
Skywork-Reward-Gemma-2-27b	0.54	0.63	0.53	0.59	0.54	0.5662	0.566
ArmoRM-Llama3-8B-v0.1	0.66	0.71	0.57	0.54	0.58	0.6057	0.610

Table 16: Our MoA as reward model’s performance on PPE, compared with other LLM as a judge and reward model.

## H. Generalization to other Architecture and Model Size

To verify if our method can generalize to other architecture or model sizes, we fine-tuned a Llama-3.2-3b-Instruct using our MoAA-SFT pipeline. Llama-3.2 is the newest model in the Llama family at the point of writing. In addition, we picked the size to be 3B to verify if it would work on smaller LLMs. Table 17 shows the result of our MoAA-SFT. We found convincing improvements on all three benchmarks. Possibly due to model size, the improvements are not as big as what we saw in 8b/9b models. Nonetheless, our method is able to train a very competitive 3B LLM.

Model	AlpacaEval (LC)	Arena-Hard	MT-Bench
Llama-3.2-3b-Instruct	19.9	14.2	7.64
Llama-3.2-3b-Instruct-MoAA-SFT	<b>35.4</b>	<b>21.9</b>	<b>8.11</b>

Table 17: Performance Comparison of Llama-3.2-3b Model fine-tuned on MoAA-SFT.

## I. Details on Direct Preference Optimization

DPO (Rafailov et al., 2023) is one of the most commonly used offline preference optimization methods. Instead of learning a reward model and then optimizing it via reinforcement learning like the conventional RLHF methods, DPO reparameterizes

the reward function that enables the extraction of its optimal policy in a closed form:

$$r(x, y) = \beta \log \frac{\pi_{\theta}(y | x)}{\pi_{\text{ref}}(y | x)} + \beta \log Z(x) \quad (4)$$

where  $\beta$  is a hyperparameter,  $\pi_{\theta}$  is the policy model and  $\pi_{\text{ref}}$  is the reference policy model. By incorporating this into Bradley-Terry model, we can get the DPO objective to be:

$$\mathcal{L}_{\text{DPO}}(\pi_{\theta}; \pi_{\text{ref}}) = -\mathbb{E}_{(x, y_w, y_l) \sim \mathcal{D}} \left[ \log \sigma \left( \beta \log \frac{\pi_{\theta}(y_w | x)}{\pi_{\text{ref}}(y_w | x)} - \beta \log \frac{\pi_{\theta}(y_l | x)}{\pi_{\text{ref}}(y_l | x)} \right) \right] \quad (5)$$

where  $x$  is the instruction,  $y_w$  is the winning response and  $y_l$  is the losing response from preference data  $\mathcal{D}$ .

## J. Ablation Study on MoA Alignment Paradigms

We conducted an extensive exploration of alternative approaches to utilize the MoA framework during Stage 2 of our alignment process. Two additional primary variants were investigated: *MoA-OnPolicy* and *MoA-OffPolicy*. In the *MoA-OnPolicy* approach, we incorporated the MoAA-SFT model from Stage 1 as the aggregator in an MoA setup. We use the same proposers as in Stage 1 and the MoAA-SFT model as the aggregator to generate candidate responses. Conversely, the *MoA-OffPolicy* method utilized the identical MoA architecture (including the aggregator) from Stage 1 to generate candidate responses, with the same reward model selecting preference pairs. Both settings generate five candidate responses with a temperature of 0.8 and use ArmoRM-Llama3-8B-v0.1 as the reward model. The preference pairs were then selected using the ArmoRM-Llama3-8B-v0.1 reward model.

The results of this ablation study, as presented in Figure 5, reveal insights into the efficacy of these approaches. The *MoA-OffPolicy* method demonstrated lower performance scores, which can be attributed to a potential distribution mismatch between the generated data and the model, as the responses were not directly generated by the SFT model. While *MoA-OnPolicy* leveraged the SFT model as an aggregator to generate “on-policy” data, it failed to exhibit the anticipated benefits of the MoA structure in this context. We hypothesize that this limitation stems from the SFT model’s training as a response generator rather than an aggregator designed to combine and refine responses. Collectively, these findings provide evidence that the MoA framework is more effectively employed as a reward model during the DPO stage.

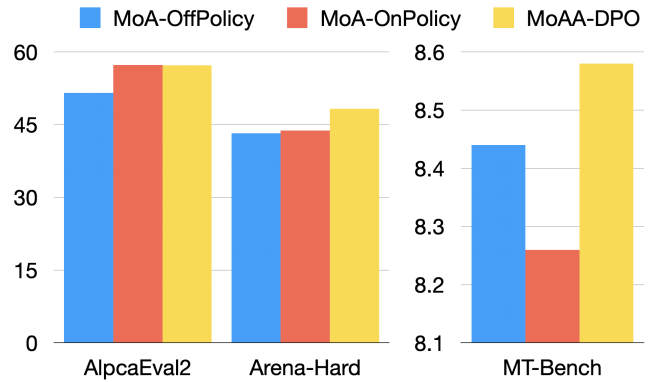


Figure 5: Performance comparison of models using different DPO settings. *MoA-OnPolicy* uses the SFT model to generate on-policy responses in a MoA style, with the SFT model as the aggregator and unchanged proposers. *MoA-OffPolicy* uses the MoA architecture in stage 1 to generate responses.

## K. Prompt Templates

### K.1. MoA Template

Aggregate-and-Synthesize Prompt to integrate responses from other models

You have been provided with a set of responses from various open-source models to the latest user query. Your task is to synthesize these responses into a single, high-quality response. It is crucial to critically evaluate the information provided in these responses, recognizing that some of it may be biased or incorrect. Your response should not simply replicate the given answers but should offer a refined, accurate, and comprehensive reply to the instruction. Ensure your response is well-structured, coherent, and adheres to the highest standards of accuracy and reliability.

Responses from models:

1. {Model Response from  $A_{i,1}$ }
2. {Model Response from  $A_{i,2}$ }
- ...
- $n$ . {Model Response from  $A_{i,n}$ }

## K.2. Criteria Filtering Template

### Prompt to select evaluation criteria for responses from reward modeling

Analyze the following user query and two AI assistant responses. Your task is to determine the three most relevant evaluation criteria for assessing these responses. Choose exactly 3 criteria from the list below that are most applicable to this specific query and responses:

1. Instruction adherence: How well the response follows the user's instructions.
2. Relevance: How directly the response addresses the user's query.
3. Accuracy: The correctness and up-to-date nature of the information provided.
4. Depth: The comprehensiveness and level of detail in the answer.
5. Clarity: How well-structured and easy to understand the response is.
6. Helpfulness: How useful the response is in solving the user's problem or answering their question.
7. Safety: How well the response handles potentially sensitive or dangerous requests.
8. Robustness: How well the response handles nuanced or ambiguous aspects of the query.

Here's an example to guide your selection and output formatting:

Example User Query: "What are the health benefits of drinking green tea?"

Example Assistant A Response: "Green tea has many health benefits. It contains antioxidants that can improve brain function and fat loss. It may also lower the risk of certain cancers and cardiovascular diseases."

Example Assistant B Response: "Green tea is good for you. It has stuff that helps your brain and makes you lose weight. It might also stop you from getting sick."

Example Output:

Selected Criteria:

1. Accuracy
2. Depth
3. Clarity

Explanation: For this query about health benefits of green tea, accuracy is crucial to ensure the information provided is correct. Depth is important to cover the range of potential benefits comprehensively. Clarity is necessary to ensure the information is presented in an understandable manner, especially when dealing with scientific health information.

Now, please analyze the following actual query and responses:

User query: {question}

Assistant A response: {answer.a}

Assistant B response: {answer.b}

Output your selected criteria strictly using the following format:

Selected Criteria:

1. [Criterion 1]
2. [Criterion 2]
3. [Criterion 3]

Explanation: [Briefly explain why you chose these three criteria]



### K.3. Reward Modeling Proposer Template

#### Proposer prompt for reward modeling

As an impartial expert evaluator, your task is to critically assess the responses provided by two AI assistants (A and B) to a user query. Follow these steps:

1. Understand the Query: Carefully analyze the user's question or request to grasp its specific nature and requirements.

2. Criteria: Focus your evaluation on these three criteria. For each criterion, provide a brief assessment of how well each assistant performed, and then compare them directly.

**{criteria}**

3. Evaluation: For each selected criterion, provide a qualitative assessment using natural language. Consider using the following phrases:

- Exceptional
- Strong
- Satisfactory
- Needs improvement
- Inadequate

4. Evaluation Process:

- Provide assessment and brief explanation for each criterion
- Summarize key strengths and weaknesses of each response
- Comparative Analysis:
  - Compare the overall performance of both responses
  - Explain your reasoning process, referring to specific aspects of each response
  - Do not let factors such as response length, assistant names, or the order of presentation influence your decision

#### K.4. Reward Modeling Aggregator Template

##### Aggregator prompt for reward modeling

As an expert meta-evaluator, your task is to analyze and synthesize multiple evaluations comparing two AI assistants' responses (A or B) to a user query. Your role is crucial in determining the final assessment. Please consider the following:

1. Assess the consistency and validity of arguments across all evaluations.
2. Identify any potential biases, errors, or oversights that may have influenced individual evaluations.
3. Consider the strengths and weaknesses of each AI response as highlighted across all evaluations.
4. Synthesize a final, comprehensive evaluation that:
  - a) Provides a clear comparison of the two AI responses.
  - b) Addresses any conflicting opinions among the evaluations.
  - c) Offers a well-reasoned, definitive judgment on which response better addresses the user query.
  - d) Strictly using "[[A]]" if assistant A is better, or "[[B]]" if assistant B is better to indicate your preferred response.

Do not let factors such as response length, assistant names, or the order of presentation influence your decision.

The evaluation should be based on the following criteria:

**{criteria}**

User query: **{question}**

Assistant A response: **{answer.a}**

Assistant B response: **{answer.b}**

Individual evaluations:

**{proposer\_evaluations}**

Final Meta-Evaluation: