

Rewriting Pre-Training Data Boosts LLM Performance in Math and Code

Kazuki Fujii^{1,2}, Yukito Tajima¹, Sakae Mizuki^{1,2}, Hinari Shimada¹, Taihei Shiotani¹, Koshiro Saito¹, Masanari Ohi¹, Masaki Kawamura¹, Taishi Nakamura^{1,2}, Takumi Okamoto¹, Shigeki Ishida¹, Kakeru Hattori^{1,2}, Youmi Ma¹, Hiroya Takamura², Rio Yokota^{2,3}, and Naoaki Okazaki^{1,2}

¹Institute of Science Tokyo, Department of Computer Science

²National Institute of Advanced Industrial Science and Technology

³Institute of Science Tokyo, Institute of Integrated Research, Supercomputing Research Center

<https://huggingface.co/datasets/tokyotech-llm/swallow-code>
<https://huggingface.co/datasets/tokyotech-llm/swallow-math>

Abstract

The performance of large language models (LLMs) in program synthesis and mathematical reasoning is fundamentally limited by the quality of their pre-training corpora. We introduce two openly licensed datasets, released under the Llama 3.3 Community License, that significantly enhance LLM performance by systematically rewriting public data. SwallowCode (≈ 16.1 billion tokens) refines Python snippets from The-Stack-v2 through a novel four-stage pipeline: syntax validation, pylint-based style filtering, and a two-stage LLM rewriting process that enforces style conformity and transforms snippets into self-contained, algorithmically efficient examples. Unlike prior methods that rely on exclusionary filtering or limited transformations, our transform-and-retain approach upgrades low-quality code, maximizing data utility. SwallowMath (≈ 2.3 billion tokens) enhances Finemath-4+ by removing boilerplate, restoring context, and reformatting solutions into concise, step-by-step explanations. Within a fixed 50 billion token training budget, continual pre-training of Llama-3.1-8B with SwallowCode boosts pass@1 by **+17.0** on HumanEval and **+17.7** on HumanEval+ compared to Stack-Edu, surpassing the baseline model’s code generation capabilities. Similarly, substituting SwallowMath yields **+12.4** accuracy on GSM8K and **+7.6** on MATH. Ablation studies confirm that each pipeline stage contributes incrementally, with rewriting delivering the largest gains. All datasets, prompts, and checkpoints are publicly available, enabling reproducible research and advancing LLM pre-training for specialized domains.

1 Introduction

Large Language Models (LLMs) have demonstrated remarkable zero-shot and few-shot capabilities across diverse tasks, yet their proficiency in mathematical reasoning and program synthesis remains constrained by the quality of pre-training corpora. Existing public datasets for specialized domains, such as The-Stack-v1 and v2 for code [1, 2] and Finemath-4+ for mathematics [3], rely primarily on rule-based extraction from web crawls (e.g., CommonCrawl) [4] or model-based scoring to filter low-quality samples. However, these approaches often retain noisy, redundant, or stylistically inconsistent data, limiting their effectiveness. For instance, as shown in Figure 1, continual pre-training of Llama-3.1-8B [5] on The-Stack-v1/v2 typically maintains baseline performance on benchmarks like HumanEval and HumanEval+ but struggles to achieve significant gains due to unaddressed data quality issues. Unlike prior methods that focus on filtering or preserving original samples, we propose rewriting pre-training corpora to eliminate noise and redundancy, delivering high-quality, self-contained data that enables efficient model learning.

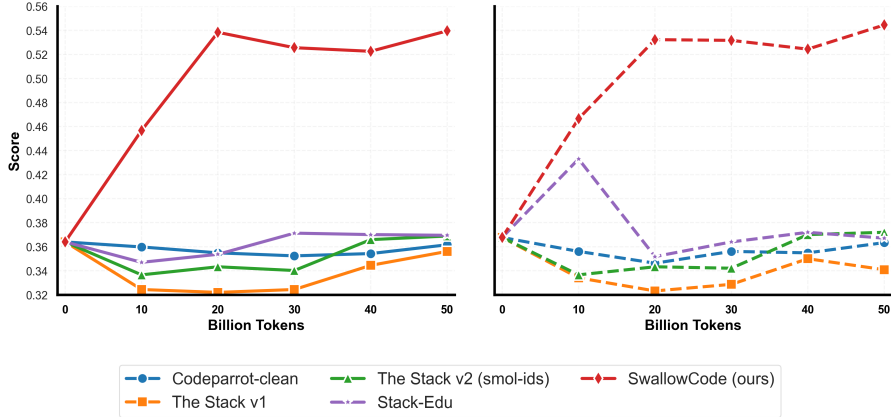


Figure 1: Comparison of Python-only datasets in 50 billion tokens continual pre-training setting. SwallowCode achieves the highest pass@1 on HumanEval(left) and HumanEval+(right) compared to CodeParrot-Clean, The-Stack-v1, The-Stack-v2-Smol, and Stack-Edu.

This paper introduces two openly licensed datasets under the Llama 3.3 Community License, designed to advance LLM capabilities in code generation and mathematical reasoning. SwallowCode (≈ 16.1 billion tokens) refines Python snippets from The-Stack-v2 through a novel four-stage pipeline: sequential syntax validation, pylint-based style filtering, and a two-stage LLM rewriting process that enforces style conformity and transforms snippets into algorithmically efficient, self-contained examples. By rewriting, rather than merely filtering, we eliminate noise and redundancy that persist in datasets like Stack-Edu, providing high-quality data that enhances model learning efficiency (Figure 1). SwallowMath (≈ 2.3 billion tokens) transforms Finemath-4+ by removing boilerplate, restoring missing context, and reformatting solutions into concise and step-by-step explanations. Although our experiments focus on Python for ease of automated evaluation, the pipeline is language-agnostic: any programming language with a parseable syntax and a linter can benefit from the same treatment, broadening its applicability to diverse coding domains.

Continual pre-training of Llama-3.1-8B [5] for 50 billion tokens with SwallowCode and multilingual datasets improves pass@1 by **+17.0** on HumanEval and **+17.7** on HumanEval+ compared to an equivalent budget using Stack-Edu [3]. Similarly, substituting Finemath-4+ with SwallowMath yields **+12.4** accuracy on GSM8K and **+7.6** on MATH. To ensure the robustness of these gains, we conducted rigorous checks for test-set leakage, streaming the entire 16.1B-token SwallowCode corpus and finding no exact matches or high-similarity documents (Jaccard similarity ≥ 0.8) with HumanEval or HumanEval+ prompts. All datasets, prompts, and checkpoints are publicly released, enabling reproducible research. SwallowCode and SwallowMath provide a scalable framework for enhancing LLM pre-training, driving advancements in automated reasoning and software development.

2 Related work

2.1 Open code corpora

The Stack v1 [1] aggregates approximately 3TB of permissively licensed source code from public GitHub repositories, spanning 358 programming languages. While deduplicated and vetted for licensing, its filtering is primarily syntactic, retaining boilerplate and auto-generated files without language-specific refinement. This limits its utility for training models on high-quality, semantically rich code. The Stack v2 [2] extends this pipeline by sourcing data from the Software Heritage archive, relaxing licensing constraints, and introducing language-specific filters to enhance data quality. With a scale of approximately 900 billion tokens, it represents a significant increase in volume over v1. However, like its predecessor, v2 adopts a selection-only approach, preserving files without semantic enhancements, which leaves inconsistent coding styles and fragmented scripts unaddressed.

2.2 Classifier-based filtering for code corpora

Recent work has shown that classifier-based filtering strategies, such as the FineWeb-Edu approach [6], can be effective for curating high-quality datasets [7]. These methods aim to improve model performance on code-related tasks by selecting semantically rich and well-documented samples from large-scale corpora. In this context, Stack-Edu [3] represents a significant effort to create a filtered variant of StarCoder2Data [2] prioritizing high-quality code.

Stack-Edu begins by selecting the 15 most prevalent programming languages from StarCoder2Data, forming a subset of approximately 450 billion tokens. To assess code quality, Stack-Edu leverages Llama-3-70B-Instruct [5] to generate synthetic annotations for 500,000 code fragments, rating each on a 0–5 scale based on educational and structural quality. These annotations train language-specific classifiers based on the StarEncoder model [8], achieving F1 scores above 0.7 for most languages when applying a threshold of 3 for binary classification. The resulting dataset comprises 125 billion tokens and demonstrates improved model convergence and higher pass@1 scores on HumanEval compared to unfiltered corpora [3]. However, Stack-Edu’s exclusionary filtering strategy discards low-scoring snippets rather than rewriting or augmenting them, leaving residual issues—such as missing context or inconsistent naming conventions in the retained data.

2.3 LLM-driven pre-training corpus rewriting

Efforts to enhance code datasets using large language models (LLMs) have gained traction. Austin et al. [9] explored LLM capabilities for program synthesis, finding that human feedback significantly improves code accuracy, but their work focused on synthesis rather than dataset rewriting. Cosmopedia [10] demonstrated the potential of synthetic data generation, using Mixtral-8×7B-Instruct [11] to create high-quality text corpora, though it did not address code-specific challenges.

Jain et al. [12] applied LLM-driven transformations to instruction-tuning exemplars, focusing on variable renaming, modularization, and comment addition. While effective for fine-tuning, their approach is limited in scope and context compared to our SwallowCode pipeline. Their transformations address only a subset of stylistic improvements, whereas our Style-Guided Code Rewriting (SGCR) pipeline comprehensively enforces ten criteria from the Google Python Style Guide, including descriptive variable naming, effective type annotations, modular function design, error handling, and readability-focused formatting (see Section 3.3.1). Furthermore, our Self-Contained Optimization Rewriting (SCOR) pipeline introduces semantic enhancements—ensuring self-containment by resolving dependencies, optimizing algorithms, and transforming trivial snippets into instructive examples—which are absent in Jain et al.’s work (see Section 3.3.2). Additionally, Jain et al. target instruction-tuning data, a smaller and more curated dataset, whereas SwallowCode systematically rewrites large-scale pre-training corpora, a more challenging task due to the diversity and volume of code samples. Our pipeline integrates rigorous preprocessing with syntax error and linter-based filtering to ensure high-quality inputs for rewriting, and evaluates LLM-based scoring in ablation studies, comparing its computational cost and effectiveness against rewriting (see Section 3.2.3). In contrast, Jain et al. neither employ filtering nor assess the cost-effectiveness of their transformations.

SwallowCode’s transform-and-retain paradigm upgrades low-quality code rather than discarding it, addressing limitations of existing datasets like The Stack [1, 2], Stack-Edu [7, 3], and OpenCoder [13], which rely on exclusionary filtering. By combining filtering, SGCR, and SCOR, SwallowCode produces a high-quality corpus that significantly improves performance on HumanEval and HumanEval+ benchmarks, advancing the state-of-the-art in code dataset curation.

3 Construction of the code corpus

The development of SwallowCode is driven by an empirical approach, informed by data ablation experiments evaluating each stage of the data processing pipeline, as illustrated in Figure 2. These experiments are detailed in Appendix H.1, which presents the detailed results of ablation experiments. In this section, we present the experimental results and describe the design choices shaping the corpus. All ablation experiments follow an iterative dataset construction process, in which the baseline model for each subsection incorporates only the processing steps described in prior subsections, unless explicitly stated otherwise. To ensure full reproducibility, all code, configurations, and supporting materials are publicly available at <https://github.com/rioyokotalab/swallow-code-math>.

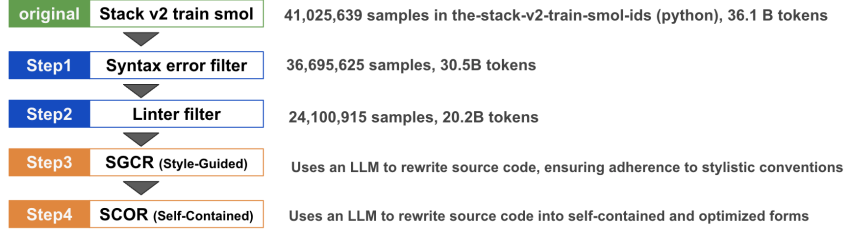


Figure 2: Four-stage pipeline for constructing SwallowCode: (1) syntax filtering to remove invalid Python code, (2) linter-based filtering using pylint to enforce coding standards, and (3–4) two-stage LLM rewriting with Style-Guided Code Rewriting (SGCR), which enforces consistent style and readability, and Self-Contained Optimization Rewriting (SCOR), which ensures self-containment and optimizes algorithms for efficiency.

3.1 Experimental setup

To evaluate the impact of each design choice in our data processing pipeline, we conduct systematic data ablation studies. Each ablation trains a model that differs only in the target pre-training dataset, holding all other factors constant, including model architecture, parameter count, non-target data, total token budget, and hyperparameters. Specifically, we perform continual pre-training starting from Llama-3.1-8B, using a total of approximately 50 billion tokens, a maximum sequence length of 8,192, a global batch size of approximately 4 million tokens, and the Llama-3 tokenizer. The target dataset is processed with less than one epoch within each ablation. We evaluate model checkpoints approximately every 10 billion tokens using a consistent suite of downstream benchmarks.

Continual pre-training is conducted using Megatron-LM (version core_r0.9.0) [14]. For evaluation, we utilize the BigCodeBench [15] and lm-evaluation-harness [16] on the following benchmarks: OpenBookQA [17], TriviaQA [18], HellaSwag [19], SQuAD 2.0 [20], XWINO [21], MMLU [22], GSM8K [23], BBH [24], HumanEval [25], and HumanEval+ [26]. The effectiveness of the code corpus is specifically assessed using HumanEval and HumanEval+.

The pre-training data mixture consists of 84% multilingual text and 16% code. Detailed proportions and data source are provided in Appendix A.4.1, with comprehensive training hyperparameters reported in Appendix A.1. All ablation models, associated checkpoints, and supporting materials are publicly available in our Hugging Face repository to ensure full reproducibility.

3.2 Filtering

To construct the SwallowCode corpus, a high-quality Python code dataset, we implement a rigorous filtering pipeline starting with the-stack-v2-train-smol-ids [2] as the base dataset. The filtering process is critical to ensure that only syntactically correct and well-structured code is retained, enhancing downstream performance in code generation tasks. We focus exclusively on Python code to maintain consistency across ablation studies and enable fair comparisons with existing public corpora. Our pipeline employs two key filtering techniques, syntax error filtering and linter-based filtering, that significantly improve code quality. We also evaluated LLM-based scoring in ablation experiments but did not adopt it in the final pipeline due to its limited performance gains relative to computational cost. Figure 3 summarizes the performance of these methods on the HumanEval and HumanEval+ benchmarks, demonstrating the impact of our filtering strategy.

3.2.1 Syntax error filtering

Despite prior processing, the-stack-v2-train-smol-ids [2] contains Python code samples with invalid syntax per Python 3.10 standards. To address this, we apply syntax error filtering by compiling each code sample using Python’s built-in `compile()` function, discarding any samples that fail to compile. This process reduces the dataset from approximately 41 million to 37 million samples, a 10.6% reduction. As shown in Figure 3, removing syntactically invalid samples improves performance on

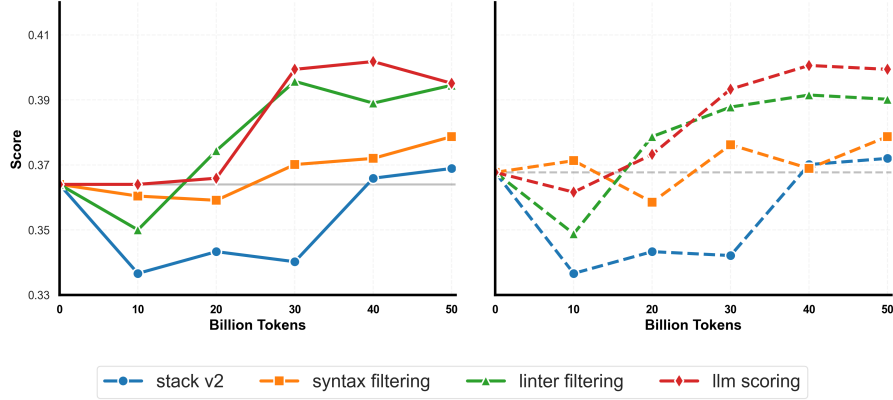


Figure 3: Performance comparison of filtering methods on HumanEval (left) and HumanEval+ (right) benchmarks. The baseline (Stack v2) is compared against datasets processed with syntax error filtering, linter-based filtering, and LLM-based scoring (evaluated in ablation studies but not adopted). Syntax and linter-based filtering enhance code generation performance, while LLM-based scoring provides marginal gains, considering the computational cost.

HumanEval and HumanEval+¹. Consequently, we adopt syntax-error filtering as a standard step in all subsequent experiments.

3.2.2 Linter-based filtering

Beyond syntactic correctness, code quality depends on adherence to coding standards. Many samples in the initial dataset exhibit poor structure, generating numerous warnings when analyzed by static analysis tools. We employ Pylint, a widely-used Python linter, to enforce a quality threshold, excluding samples with scores below 7.0 on a 0–10 scale based on rule violations. Additionally, we penalize overly verbose comments using a custom heuristic scoring algorithm (detailed in Appendix B). This step reduces the dataset from 36.7 million to 24.1 million samples, a 34.3% reduction. Figure 3 illustrates the performance gains of more than 1 point in HumanEval and HumanEval+ achieved by linter-based filtering. Consequently, we adopt linter-based filtering, with a threshold of 7.0, as a standard step in all subsequent experiments.

3.2.3 LLM-based scoring filtering

Recent approaches leverage large language models (LLMs) to generate synthetic annotations for training quality classifiers, which are then used to filter web-scale corpora by retaining high-quality samples (e.g., FineWeb [6], Stack-Edu [3]). Instead of training a separate classifier, we directly prompt Llama-3.3-70B-Instruct [5] to evaluate each Python code snippet on a scale of 0–10, based on ten criteria, including code readability, modularity, and adherence to naming conventions, derived from the Google Python Style Guide. The detailed scoring prompt and the distribution of the quality scores are provided in Appendix C.

We exclude samples scoring below 6, retaining only those deemed sufficiently high-quality, and use this filtered subset alongside multilingual data for continual pre-training in our ablation studies. As shown in Figure 3, LLM-based filtering yields modest improvements (less than 1 point) over linter-based filtering on the HumanEval and HumanEval+ benchmarks.

Given these limited gains, we compare LLM-based scoring to our LLM-driven rewriting pipeline, which refines code snippets by enhancing clarity and correctness (Section 3.3). Comparing Figure 3 and Figure 4, although the rewriting pipeline requires 1.22 times the computational resources of LLM-based scoring (a 22% increase), it achieves significantly greater performance gains on HumanEval and HumanEval+ (detailed in Appendix F). Consequently, we do not incorporate LLM-based scoring in subsequent experiments, which favors the more effective and comparably efficient rewriting approach.

¹The performance trajectory of The Stack v2 exhibits an initial decline followed by a recovery, consistent with forgetting and subsequent adaptation observed in prior continual pretraining studies [27]. This behavior is not particularly noteworthy.

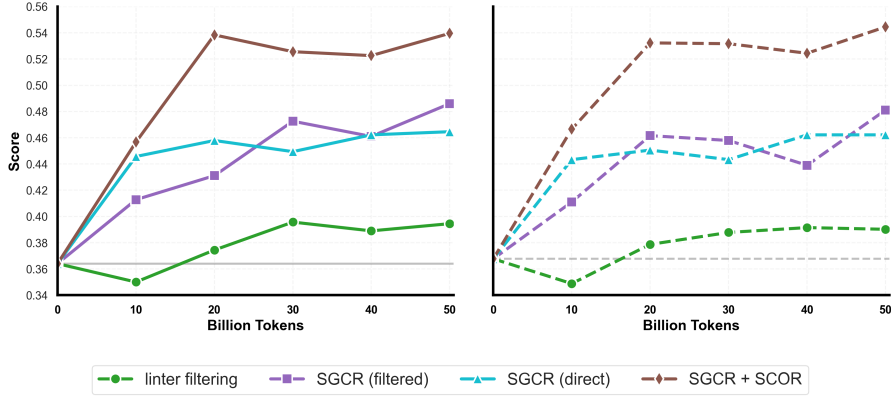


Figure 4: Performance comparison of LLM-driven rewriting pipelines on HumanEval (left) and HumanEval+ (right) benchmarks. The baseline (syntax-error and linter-based filtering) is compared against Style-Guided Code Rewriting (SGCR) and Self-Contained Optimization Rewriting (SCOR). SGCR improves performance by over 9 points, while SCOR, applied after SGCR, further enhances scores by over 5 points, demonstrating the effectiveness of stylistic and semantic rewrites in the SwallowCode pipeline.

3.3 LLM-driven rewriting

Recent studies highlight the potential of large language models (LLMs) to transform training data, enhancing the performance of instruction-tuned models. Jain et al. [12] proposed three transformations—variable renaming, modularization, and plan annotation—for code cleaning, demonstrating their effectiveness for instruction tuning. However, their approach is limited to curated instruction-tuning data and a narrow set of stylistic improvements, lacking semantic optimizations or preprocessing. Building on this foundation, our SwallowCode pipeline systematically rewrites large-scale pre-training corpora.

We introduce two complementary LLM-driven rewriting pipelines, Style-Guided Code Rewriting (SGCR) and Self-Contained Optimization Rewriting (SCOR), both adopted in the SwallowCode building pipeline to enhance code quality for pre-training. SGCR prompts an LLM to revise Python code snippets based on criteria from the Google Python Style Guide², enforcing stylistic improvements like clear naming and modular design (Section 3.3.1). SCOR extends SGCR by ensuring self-containment and applying semantic optimizations, such as efficient algorithms and instructive examples (Section 3.3.2). To illustrate the scope of these transformations, Table 1 compares the coverage of SGCR and SCOR against the approach of Jain et al. [12]. While SGCR addresses stylistic criteria like type hints, error handling, and docstrings, SCOR introduces semantic enhancements, including self-containment and optimization(algorithm and data structure), broadening the scope of the SwallowCode pipeline.

Table 1: Comparison of code transformation coverage for Jain et al. [12], Style-Guided Code Rewriting (SGCR), and Self-Contained Optimization Rewriting (SCOR). SGCR addresses stylistic criteria from the Google Python Style Guide, while SCOR extends to semantic optimizations, together forming the comprehensive SwallowCode pipeline.

Criterion	Jain et al.	SGCR	SCOR
Variable Renaming	✓	✓	×
Modularization	✓	✓	×
Comments	✓	✓	×
Type Hint	×	✓	×
Error Handling	×	✓	×
Docstring	×	✓	×
Self-Contained	×	×	✓
Optimized	×	×	✓

²<https://google.github.io/styleguide/pyguide.html>

3.3.1 SGCR: Style-Guided Code Rewriting

SGCR enhances code readability by adding docstrings and type hints, unifying variable reassignment patterns, and standardizing function and class names in accordance with the Google Python Style Guide. Compared to the baseline (syntax-error and linter-based filtering), SGCR achieves improvements exceeding 9 points on both HumanEval and HumanEval+ as shown Figure 4. We also evaluate SGCR applied directly to the raw `the-stack-v2-train-smol-ids` corpus versus SGCR applied after syntax-error and linter-based filtering. As illustrated in Figure 4, the SGCR pipeline with syntax and linter filtering outperforms direct SGCR by approximately 2 points on downstream code-generation benchmarks. Consequently, we adopt the pipeline that syntax and linter-based filtering prior to SGCR in all subsequent experiments.

Ablation studies reveal that SGCR significantly improves HumanEval and HumanEval+ scores but results in an approximate 10-point decrease on the MBPP benchmark [9] (see Appendix G). Analysis indicates that MBPP’s canonical solutions often use non-standard function and class names, and SGCR’s automated renaming introduces identifier mismatches with MBPP’s test harness, leading to “is not defined” errors during evaluation. The identified mismatches obscure the model’s true code-generation capabilities, motivating us to exclude MBPP from our code-generation performance metrics across all experiments.

3.3.2 SCOR: Self-Contained Optimization Rewriting

While SGCR addresses stylistic inconsistencies, it does not modify program semantics. Manual inspection of models trained on SGCR-processed data reveals three recurring issues: (i) missing dependencies, where models attempt to import non-existent libraries or call undefined functions, causing runtime errors; (ii) inefficient algorithms, such as using naive recursive or quadratic approaches for tasks that support linear-time or dynamic-programming solutions; and (iii) trivial snippets, such as code that merely prints constants or performs basic arithmetic, offering minimal training value.

To address these limitations while preserving SGCR’s stylistic improvements, we introduce Self-Contained Optimization Rewriting (SCOR). Guided by a ten-rule prompt (see Appendix D.2) and executed using Llama-3.3-70B-Instruct, SCOR rewrites each snippet to ensure self-containment by inlining or satisfying external dependencies, replaces inefficient algorithms with more effective alternatives, and transforms trivial code into meaningful, executable examples. As illustrated in Figure 4, SCOR improves HumanEval and HumanEval+ scores by over 5 points compared to SGCR. These results underscore the importance of semantic-level rewrites beyond stylistic enhancements, establishing SCOR as the final stage of the SwallowCode construction pipeline. While we did not evaluate SCOR in isolation, LLM prompt validation experiments showed that simultaneous application of SGCR and SCOR often degraded rewrite quality due to LLMs struggling with multiple objectives, motivating the two-stage SGCR→SCOR approach, with SCOR-only evaluation left as future work.

3.4 The Final SwallowCode dataset

Applying the complete pipeline—syntax-error filtering, Pylint-based filtering, Style-Guided Code Rewriting (SGCR), and Self-Contained Optimization Rewriting (SCOR)—to `the-stack-v2-train-smol-ids` produces the **SwallowCode** corpus, comprising **16.1 billion** tokens. All intermediate artifacts, including non-optimal variants, are publicly available to support future research efforts.

Comparison with existing corpora Figure 1 compares SwallowCode with several widely used open code datasets: CodeParrot-Clean (12.8 billion tokens)³, The Stack v1 (98.2 billion tokens) [1], The Stack v2-Smol (36.1 billion tokens) [2], and Stack-Edu (17.9 billion tokens) [3]. For a fair comparison, we extract only the Python subsets of each corpus and, following the protocol outlined in Section 3.1, allocate 8 billion code tokens within a 50 billion-token mixed batch, ensuring each sample is processed no more than once. SwallowCode outperforms all comparable publicly available corpora on the HumanEval (pass@1) and HumanEval+ (pass@1) benchmarks, demonstrating the effectiveness of our pipeline design. Detailed results are provided in Appendix H.1.

³<https://huggingface.co/datasets/codeparrot/codeparrot-clean>

Language generality While our experiments focus on Python to facilitate automated evaluation, the pipeline’s components are language-agnostic, requiring only (i) static syntax checking and (ii) the availability of a linter or style tool. Thus, the methodology can be readily adapted to other programming languages with minimal modifications.

4 Construction of the math corpus

Section 3 demonstrated that LLM-driven rewriting significantly enhances the quality of code corpora. To evaluate the generalizability of this approach, we apply a tailored rewriting pipeline to mathematical data. We select finemath-4+ [3], a high-quality, publicly available math corpus, as the starting point and process it through a domain-specific rewriting pipeline. According to the evaluation in finemath [3], it outperforms other open mathematical datasets, including OpenWebMath [4], InfiMM-Math [28], and finemath-3+, in terms of quality on benchmarks such as GSM8K and MATH. Given its reported superior performance and public availability, we adopt finemath-4+ as the foundation corpus for constructing our mathematical corpus to maximize the effectiveness of our rewriting approach.

4.1 Experimental setup

We adhere to the protocol outlined in Section 3.1, performing continual pre-training of Llama-3.1-8B for approximately 50 billion tokens, varying only the target math corpus. The evaluation suite mirrors that of Section 3.1, with HumanEval+ replaced by the MATH dataset [29], comprising the following benchmarks: OpenBookQA, TriviaQA, HellaSwag, SQuAD 2.0, XWinO, MMLU, BBH, HumanEval, GSM8K, and MATH, with GSM8K and MATH as the primary math-focused benchmarks. The pre-training mixture comprises 82.2% multilingual text, 13.0% code, and 4.79% math; detailed proportions and data sources are provided in Appendix A.4.1. The complete hyperparameters are listed in the Appendix A.1.

4.2 LLM-driven rewriting

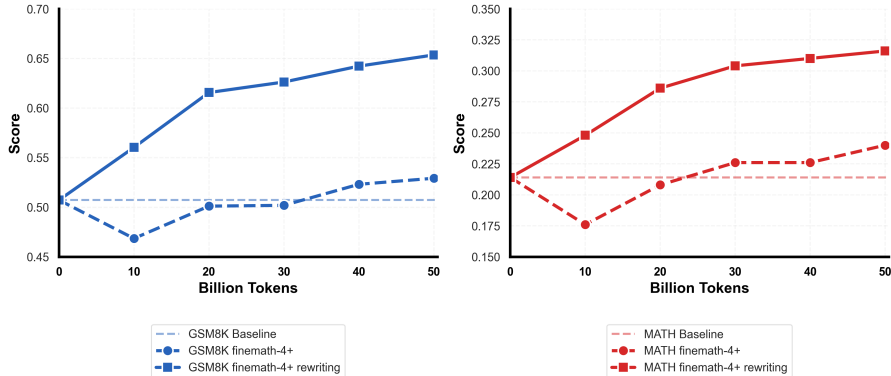


Figure 5: Performance gains from LLM-driven rewriting of finemath-4+ in a 50B-token continual pre-training ablation study. The rewritten corpus improves GSM8K(left) by 12.4 points and MATH(right) by 7.6 points.

The finemath-4+ corpus [3] contains a diverse range of data, from advanced mathematical problems to basic arithmetic, alongside extraneous non-mathematical documents. This heterogeneity renders rule-based filtering challenging, as it struggles to distinguish relevant mathematical content from irrelevant artifacts. To address this, we design an LLM-driven rewriting pipeline using Llama-3.3-70B-Instruct, which not only cleans and refines the data but also enhances its quality for mathematical reasoning tasks.

The pipeline instructs the model to: (1) remove residual web headers, footers, and privacy notices; (2) eliminate extraneous metadata, such as question and answer timestamps; (3) restore missing context in incomplete questions or answers; (4) rewrite explanations to be concise yet comprehensive; and (5) provide clear, step-by-step solutions. Steps (1) and (2) mirror the syntax error and linter-based filtering applied to SwallowCode (Section 3), addressing inappropriate content that rule-based methods alone

could not effectively filter. Steps (3) through (5) parallel the self-containment and style enhancements of the code rewriting pipeline, adapting them to the mathematical domain. The complete prompt is provided in Appendix E.

As shown in Figure 5, the rewritten corpus yields substantial improvements: 12.4 points on GSM8K and 7.6 points on MATH in a 50 billion tokens continual pre-training ablation experiment. These results demonstrate that LLM-driven rewriting, while tailored to the unique characteristics of mathematical data, successfully enhances the already high-quality finemath-4+ corpus. This confirms the generalizability of our rewriting approach beyond code, offering a robust method for improving open-domain datasets for mathematical reasoning.

5 Limitations

While SwallowCode and SwallowMath significantly improve code generation and mathematical reasoning, several limitations should be noted. First, the rewriting pipelines may preserve biases present in the source data. For example, `the-stack-v2-train-smol-ids` may over-represent certain coding patterns (e.g., recursive algorithms over iterative ones), and Finemath-4+ may favor specific problem types (e.g., algebra over geometry). Additionally, as the rewriting process relies on Llama-3.3-70B-Instruct, the resulting datasets may reflect this model’s preferences, such as favoring certain variable naming conventions or solution strategies, potentially limiting generalizability. Second, our evaluation is confined to continual pre-training with a 50 billion token budget, as detailed in Section 3.1, to ensure controlled and reproducible experiments within computational constraints. The impact of extending pre-training beyond this budget remains unexplored, and performance trends at larger scales may differ, particularly for tasks requiring extensive training data. Third, although the SwallowCode pipeline is designed to be language-agnostic, requiring only static syntax checking and linter tools, our experiments focus exclusively on Python to facilitate automated evaluation. Empirical validation for other languages (for example, Java, C++) was not feasible due to resource constraints, limiting evidence of the pipeline’s broader applicability.

6 Conclusion

We introduce SwallowCode and SwallowMath, two openly licensed corpora under the Llama 3.3 Community License, designed to elevate large language model (LLM) performance in program synthesis and mathematical reasoning through systematic data rewriting. Unlike prior approaches that rely on exclusionary filtering (e.g., Stack-Edu [3]) or limited transformations (e.g., Jain et al. [12]), our transform-and-retain paradigm upgrades low-quality data, maximizing its utility. SwallowCode (≈ 16.1 billion tokens) refines Python snippets from The-Stack-v2 [2] using a four-stage pipeline: syntax validation, pylint-based style filtering, Style-Guided Code Rewriting (SGCR), and Self-Contained Optimization Rewriting (SCOR). SwallowMath (≈ 2.3 billion tokens) enhances Finemath-4+ [3] by removing boilerplate, restoring context, and reformatting solutions into concise, step-by-step explanations.

Continual pre-training of Llama-3.1-8B [5] for 50 billion tokens with SwallowCode surpasses the baseline model’s code generation capabilities, achieving pass@1 gains of **+17.0** on HumanEval and **+17.7** on HumanEval+ compared to Stack-Edu. Similarly, substituting SwallowMath yields accuracy improvements of **+12.4** on GSM8K and **+7.6** on MATH. Ablation studies confirm that each pipeline stage contributes incrementally, with the rewriting stages providing the most significant boosts. Rigorous checks ensure no test-set leakage, reinforcing the robustness of these results.

While our experiments focus on Python for automated evaluation, the pipeline’s design is language-agnostic, requiring only parseable syntax and a linter, as discussed in Section 3.4. To enable reproducible research and foster advancements in LLM capabilities, we release all datasets, prompts, and checkpoints. SwallowCode and SwallowMath establish a scalable framework for high-quality data curation, paving the way for enhanced automated reasoning and software development.

References

- [1] Denis Kocetkov, Raymond Li, Loubna Ben Allal, Jia Li, Chenghao Mou, Carlos Muñoz Ferrandis, Yacine Jernite, Margaret Mitchell, Sean Hughes, Thomas Wolf, Dzmitry Bahdanau, Leandro von Werra, and Harm de Vries. The stack: 3 tb of permissively licensed source code, 2022. URL <https://arxiv.org/abs/2211.15533>.
- [2] Anton Lozhkov, Raymond Li, Loubna Ben Allal, Federico Cassano, Joel Lamy-Poirier, Nouamane Tazi, Ao Tang, Dmytro Pykhtar, Jiawei Liu, Yuxiang Wei, Tianyang Liu, Max Tian, Denis Kocetkov, Arthur Zucker, Younes Belkada, Zijian Wang, Qian Liu, Dmitry Abulkhanov, Indraneil Paul, Zhuang Li, Wen-Ding Li, Megan Risdal, Jia Li, Jian Zhu, Terry Yue Zhuo, Evgenii Zheltonozhskii, Nii Osae Osae Dade, Wenhao Yu, Lucas Krauß, Naman Jain, Yixuan Su, Xuanli He, Manan Dey, Edoardo Abati, Yekun Chai, Niklas Muennighoff, Xiangru Tang, Muhtasham Oblokulov, Christopher Akiki, Marc Marone, Chenghao Mou, Mayank Mishra, Alex Gu, Binyuan Hui, Tri Dao, Armel Zebaze, Olivier Dehaene, Nicolas Patry, Canwen Xu, Julian McAuley, Han Hu, Torsten Scholak, Sebastien Paquet, Jennifer Robinson, Carolyn Jane Anderson, Nicolas Chapados, Mostofa Patwary, Nima Tajbakhsh, Yacine Jernite, Carlos Muñoz Ferrandis, Lingming Zhang, Sean Hughes, Thomas Wolf, Arjun Guha, Leandro von Werra, and Harm de Vries. Starcoder 2 and the stack v2: The next generation, 2024. URL <https://arxiv.org/abs/2402.19173>.
- [3] Loubna Ben Allal, Anton Lozhkov, Elie Bakouch, Gabriel Martín Blázquez, Guilherme Penedo, Lewis Tunstall, Andrés Marafioti, Hynek Kydlíček, Agustín Piqueres Lajarín, Vaibhav Srivastav, Joshua Lochner, Caleb Fahlgren, Xuan-Son Nguyen, Clémentine Fourrier, Ben Burtenshaw, Hugo Larcher, Haojun Zhao, Cyril Zakka, Mathieu Morlon, Colin Raffel, Leandro von Werra, and Thomas Wolf. Smollm2: When smol goes big – data-centric training of a small language model, 2025. URL <https://arxiv.org/abs/2502.02737>.
- [4] Keiran Paster, Marco Dos Santos, Zhangir Azerbayev, and Jimmy Ba. Openwebmath: An open dataset of high-quality mathematical web text, 2023. URL <https://arxiv.org/abs/2310.06786>.
- [5] Aaron Grattafiori, Abhimanyu Dubey, Abhinav Jauhri, Abhinav Pandey, Abhishek Kadian, Ahmad Al-Dahle, Aiesha Letman, Akhil Mathur, Alan Schelten, Alex Vaughan, Amy Yang, Angela Fan, Anirudh Goyal, Anthony Hartshorn, Aobo Yang, Archi Mitra, Archie Sravankumar, Artem Korenev, Arthur Hinsvark, Arun Rao, Aston Zhang, Aurelien Rodriguez, Austen Gregerson, Ava Spataru, Baptiste Roziere, Bethany Biron, Binh Tang, Bobbie Chern, Charlotte Caucheteux, Chaya Nayak, Chloe Bi, Chris Marra, Chris McConnell, Christian Keller, Christophe Touret, Chunyang Wu, Corinne Wong, Cristian Canton Ferrer, Cyrus Nikolaidis, Damien Allonsius, Daniel Song, Danielle Pintz, Danny Livshits, Danny Wyatt, David Esiobu, Dhruv Choudhary, Dhruv Mahajan, Diego Garcia-Olano, Diego Perino, Dieuwke Hupkes, Egor Lakomkin, Ehab AlBadawy, Elina Lobanova, Emily Dinan, Eric Michael Smith, Filip Radenovic, Francisco Guzmán, Frank Zhang, Gabriel Synnaeve, Gabrielle Lee, Georgia Lewis Anderson, Govind Thattai, Graeme Nail, Gregoire Mialon, Guan Pang, Guillem Cucurell, Hailey Nguyen, Hannah Korevaar, Hu Xu, Hugo Touvron, Iliyan Zarov, Imanol Arrieta Ibarra, Isabel Kloumann, Ishan Misra, Ivan Evtimov, Jack Zhang, Jade Copet, Jaewon Lee, Jan Geffert, Jana Vranes, Jason Park, Jay Mahadeokar, Jeet Shah, Jelmer van der Linde, Jennifer Billock, Jenny Hong, Jenya Lee, Jeremy Fu, Jianfeng Chi, Jianyu Huang, Jiawen Liu, Jie Wang, Jiecao Yu, Joanna Bitton, Joe Spisak, Jongsoo Park, Joseph Rocca, Joshua Johnstun, Joshua Saxe, Junteng Jia, Kalyan Vasuden Alwala, Karthik Prasad, Kartikeya Upasani, Kate Plawiak, Ke Li, Kenneth Heafield, Kevin Stone, Khalid El-Arini, Krithika Iyer, Kshitiz Malik, Kuenley Chiu, Kunal Bhalla, Kushal Lakhotia, Lauren Rantala-Yeary, Laurens van der Maaten, Lawrence Chen, Liang Tan, Liz Jenkins, Louis Martin, Lovish Madaan, Lubo Malo, Lukas Blecher, Lukas Landzaat, Luke de Oliveira, Madeline Muzzi, Mahesh Pasupuleti, Mannat Singh, Manohar Paluri, Marcin Kardas, Maria Tsimpoukelli, Mathew Oldham, Mathieu Rita, Maya Pavlova, Melanie Kam-badur, Mike Lewis, Min Si, Mitesh Kumar Singh, Mona Hassan, Naman Goyal, Narjes Torabi, Nikolay Bashlykov, Nikolay Bogoychev, Niladri Chatterji, Ning Zhang, Olivier Duchenne, Onur Çelebi, Patrick Alrassy, Pengchuan Zhang, Pengwei Li, Petar Vasic, Peter Weng, Prajjwal Bhargava, Pratik Dubal, Praveen Krishnan, Punit Singh Koura, Puxin Xu, Qing He, Qingxiao Dong, Ragavan Srinivasan, Raj Ganapathy, Ramon Calderer, Ricardo Silveira Cabral, Robert Stojnic, Roberta Raileanu, Rohan Maheswari, Rohit Girdhar, Rohit Patel, Romain Sauvestre,

Ronnie Polidoro, Roshan Sumbaly, Ross Taylor, Ruan Silva, Rui Hou, Rui Wang, Saghar Hosseini, Sahana Chennabasappa, Sanjay Singh, Sean Bell, Seohyun Sonia Kim, Sergey Edunov, Shaoliang Nie, Sharan Narang, Sharath Raparthy, Sheng Shen, Shengye Wan, Shruti Bhosale, Shun Zhang, Simon Vandenhende, Soumya Batra, Spencer Whitman, Sten Sootla, Stephane Collot, Suchin Gururangan, Sydney Borodinsky, Tamar Herman, Tara Fowler, Tarek Sheasha, Thomas Georgiou, Thomas Scialom, Tobias Speckbacher, Todor Mihaylov, Tong Xiao, Ujjwal Karn, Vedanuj Goswami, Vibhor Gupta, Vignesh Ramanathan, Viktor Kerkez, Vincent Conguet, Virginie Do, Vish Vogeti, Vitor Albiero, Vladan Petrovic, Weiwei Chu, Wenhan Xiong, Wenyan Fu, Whitney Meers, Xavier Martinet, Xiaodong Wang, Xiaofang Wang, Xiaoqing Ellen Tan, Xide Xia, Xinfeng Xie, Xuchao Jia, Xuwei Wang, Yaelle Goldschlag, Yashesh Gaur, Yasmine Babaei, Yi Wen, Yiwen Song, Yuchen Zhang, Yue Li, Yuning Mao, Zacharie Delpierre Coudert, Zheng Yan, Zhengxing Chen, Zoe Papakipos, Aaditya Singh, Aayushi Srivastava, Abha Jain, Adam Kelsey, Adam Shajnfeld, Adithya Gangidi, Adolfo Victoria, Ahuva Goldstand, Ajay Menon, Ajay Sharma, Alex Boesenberg, Alexei Baevski, Allie Feinstein, Amanda Kallet, Amit Sangani, Amos Teo, Anam Yunus, Andrei Lupu, Andres Alvarado, Andrew Caples, Andrew Gu, Andrew Ho, Andrew Poulton, Andrew Ryan, Ankit Ramchandani, Annie Dong, Annie Franco, Anuj Goyal, Aparajita Saraf, Arkabandhu Chowdhury, Ashley Gabriel, Ashwin Bharambe, Assaf Eisenman, Azadeh Yazdan, Beau James, Ben Maurer, Benjamin Leonhardi, Bernie Huang, Beth Loyd, Beto De Paola, Bhargavi Paranjape, Bing Liu, Bo Wu, Boyu Ni, Braden Hancock, Bram Wasti, Brandon Spence, Brani Stojkovic, Brian Gamido, Britt Montalvo, Carl Parker, Carly Burton, Catalina Mejia, Ce Liu, Changhan Wang, Changkyu Kim, Chao Zhou, Chester Hu, Ching-Hsiang Chu, Chris Cai, Chris Tindal, Christoph Feichtenhofer, Cynthia Gao, Damon Civin, Dana Beaty, Daniel Kreymer, Daniel Li, David Adkins, David Xu, Davide Testuggine, Delia David, Devi Parikh, Diana Liskovich, Didem Foss, Dingkan Wang, Duc Le, Dustin Holland, Edward Dowling, Eissa Jamil, Elaine Montgomery, Eleonora Presani, Emily Hahn, Emily Wood, Eric-Tuan Le, Erik Brinkman, Esteban Arcaute, Evan Dunbar, Evan Smothers, Fei Sun, Felix Kreuk, Feng Tian, Filippas Kokkinos, Firat Ozgenel, Francesco Caggioni, Frank Kanayet, Frank Seide, Gabriela Medina Florez, Gabriella Schwarz, Gada Badeer, Georgia Swee, Gil Halpern, Grant Herman, Grigory Sizov, Guangyi, Zhang, Guna Lakshminarayanan, Hakan Inan, Hamid Shojanazeri, Han Zou, Hannah Wang, Hanwen Zha, Haroun Habeeb, Harrison Rudolph, Helen Suk, Henry Aspegren, Hunter Goldman, Hongyuan Zhan, Ibrahim Damlaj, Igor Molybog, Igor Tufanov, Ilias Leontiadis, Irina-Elena Veliche, Itai Gat, Jake Weissman, James Geboski, James Kohli, Janice Lam, Japhet Asher, Jean-Baptiste Gaya, Jeff Marcus, Jeff Tang, Jennifer Chan, Jenny Zhen, Jeremy Reizenstein, Jeremy Teboul, Jessica Zhong, Jian Jin, Jingyi Yang, Joe Cummings, Jon Carvill, Jon Shepard, Jonathan McPhie, Jonathan Torres, Josh Ginsburg, Junjie Wang, Kai Wu, Kam Hou U, Karan Saxena, Kartikay Khandelwal, Katayoun Zand, Kathy Matosich, Kaushik Veeraraghavan, Kelly Michelena, Keqian Li, Kiran Jagadeesh, Kun Huang, Kunal Chawla, Kyle Huang, Lailin Chen, Lakshya Garg, Lavender A, Leandro Silva, Lee Bell, Lei Zhang, Liangpeng Guo, Licheng Yu, Liron Moshkovich, Luca Wehrstedt, Madian Khabza, Manav Avalani, Manish Bhatt, Martynas Mankus, Matan Hasson, Matthew Lennie, Matthias Reso, Maxim Groshev, Maxim Naumov, Maya Lathi, Meghan Keneally, Miao Liu, Michael L. Seltzer, Michal Valko, Michelle Restrepo, Mihir Patel, Mik Vyatskov, Mikayel Samvelyan, Mike Clark, Mike Macey, Mike Wang, Miquel Jubert Hermoso, Mo Metanat, Mohammad Rastegari, Munish Bansal, Nandhini Santhanam, Natascha Parks, Natasha White, Navyata Bawa, Nayan Singhal, Nick Egebo, Nicolas Usunier, Nikhil Mehta, Nikolay Pavlovich Laptev, Ning Dong, Norman Cheng, Oleg Chernoguz, Olivia Hart, Omkar Salpekar, Ozlem Kalinli, Parkin Kent, Parth Parekh, Paul Saab, Pavan Balaji, Pedro Rittner, Philip Bontrager, Pierre Roux, Piotr Dollar, Polina Zvyagina, Prashant Ratanchandani, Pritish Yuvraj, Qian Liang, Rachad Alao, Rachel Rodriguez, Rafi Ayub, Raghotham Murthy, Raghu Nayani, Rahul Mitra, Rangaprabhu Parthasarathy, Raymond Li, Rebekkah Hogan, Robin Battey, Rocky Wang, Russ Howes, Ruty Rinott, Sachin Mehta, Sachin Siby, Sai Jayesh Bondu, Samyak Datta, Sara Chugh, Sara Hunt, Sargun Dhillon, Sasha Sidorov, Satadru Pan, Saurabh Mahajan, Saurabh Verma, Seiji Yamamoto, Sharadh Ramaswamy, Shaun Lindsay, Shaun Lindsay, Sheng Feng, Shenghao Lin, Shengxin Cindy Zha, Shishir Patil, Shiva Shankar, Shuqiang Zhang, Shuqiang Zhang, Sinong Wang, Sneha Agarwal, Soji Sajuyigbe, Soumith Chintala, Stephanie Max, Stephen Chen, Steve Kehoe, Steve Satterfield, Sudarshan Govindaprasad, Sumit Gupta, Summer Deng, Sungmin Cho, Sunny Virk, Suraj Subramanian, Sy Choudhury, Sydney Goldman, Tal Remez, Tamar Glaser, Tamara Best, Thilo Koehler, Thomas Robinson, Tianhe Li, Tianjun Zhang, Tim Matthews, Timothy Chou, Tzook Shaked, Varun Vontimitta, Victoria Ajayi, Victoria Montanez,

- Vijai Mohan, Vinay Satish Kumar, Vishal Mangla, Vlad Ionescu, Vlad Poenaru, Vlad Tiberiu Mihailescu, Vladimir Ivanov, Wei Li, Wenchen Wang, Wenwen Jiang, Wes Bouaziz, Will Constable, Xiaocheng Tang, Xiaojian Wu, Xiaolan Wang, Xilun Wu, Xinbo Gao, Yaniv Kleinman, Yanjun Chen, Ye Hu, Ye Jia, Ye Qi, Yenda Li, Yilin Zhang, Ying Zhang, Yossi Adi, Youngjin Nam, Yu, Wang, Yu Zhao, Yuchen Hao, Yundi Qian, Yunlu Li, Yuzi He, Zach Rait, Zachary DeVito, Zef Rosnbrick, Zhaoduo Wen, Zhenyu Yang, Zhiwei Zhao, and Zhiyu Ma. The llama 3 herd of models, 2024. URL <https://arxiv.org/abs/2407.21783>.
- [6] Guilherme Penedo, Hynek Kydlíček, Loubna Ben allal, Anton Lozhkov, Margaret Mitchell, Colin Raffel, Leandro Von Werra, and Thomas Wolf. The fineweb datasets: Decanting the web for the finest text data at scale, 2024. URL <https://arxiv.org/abs/2406.17557>.
- [7] Loubna Ben Allal, Anton Lozhkov, Elie Bakouch, Leandro von Werra, and Thomas Wolf. Smollm - blazingly fast and remarkably powerful, 2024.
- [8] Raymond Li, Loubna Ben Allal, Yangtian Zi, Niklas Muennighoff, Denis Kocetkov, Chenghao Mou, Marc Marone, Christopher Akiki, Jia Li, Jenny Chim, Qian Liu, Evgenii Zheltonozhskii, Terry Yue Zhuo, Thomas Wang, Olivier Dehaene, Mishig Davaadorj, Joel Lamy-Poirier, João Monteiro, Oleh Shliazhko, Nicolas Gontier, Nicholas Meade, Armel Zebaze, Ming-Ho Yee, Logesh Kumar Umapathi, Jian Zhu, Benjamin Lipkin, Muhtasham Oblokulov, Zhiruo Wang, Rudra Murthy, Jason Stiller, Siva Sankalp Patel, Dmitry Abulkhanov, Marco Zocca, Manan Dey, Zhihan Zhang, Nour Fahmy, Urvashi Bhattacharyya, Wenhao Yu, Swayam Singh, Sasha Luccioni, Paulo Villegas, Maxim Kunakov, Fedor Zhdanov, Manuel Romero, Tony Lee, Nadav Timor, Jennifer Ding, Claire Schlesinger, Hailey Schoelkopf, Jan Ebert, Tri Dao, Mayank Mishra, Alex Gu, Jennifer Robinson, Carolyn Jane Anderson, Brendan Dolan-Gavitt, Danish Contractor, Siva Reddy, Daniel Fried, Dzmitry Bahdanau, Yacine Jernite, Carlos Muñoz Ferrandis, Sean Hughes, Thomas Wolf, Arjun Guha, Leandro von Werra, and Harm de Vries. Starcoder: may the source be with you!, 2023. URL <https://arxiv.org/abs/2305.06161>.
- [9] Jacob Austin, Augustus Odena, Maxwell Nye, Maarten Bosma, Henryk Michalewski, David Dohan, Ellen Jiang, Carrie Cai, Michael Terry, Quoc Le, and Charles Sutton. Program synthesis with large language models, 2021. URL <https://arxiv.org/abs/2108.07732>.
- [10] Loubna Ben Allal, Anton Lozhkov, Guilherme Penedo, Thomas Wolf, and Leandro von Werra. Cosmopedia, February 2024. URL <https://huggingface.co/datasets/HuggingFaceTB/cosmopedia>. Software dataset.
- [11] Albert Q. Jiang, Alexandre Sablayrolles, Antoine Roux, Arthur Mensch, Blanche Savary, Chris Bamford, Devendra Singh Chaplot, Diego de las Casas, Emma Bou Hanna, Florian Bressand, Gianna Lengyel, Guillaume Bour, Guillaume Lample, L  lio Renard Lavaud, Lucile Saulnier, Marie-Anne Lachaux, Pierre Stock, Sandeep Subramanian, Sophia Yang, Szymon Antoniak, Teven Le Scao, Th  ophile Gervet, Thibaut Lavril, Thomas Wang, Timoth  e Lacroix, and William El Sayed. Mixtral of experts, 2024. URL <https://arxiv.org/abs/2401.04088>.
- [12] Naman Jain, Tianjun Zhang, Wei-Lin Chiang, Joseph E. Gonzalez, Koushik Sen, and Ion Stoica. Llm-assisted code cleaning for training accurate code generators, 2023. URL <https://arxiv.org/abs/2311.14904>.
- [13] Siming Huang, Tianhao Cheng, J. K. Liu, Jiaran Hao, Liuyihan Song, Yang Xu, J. Yang, Jiaheng Liu, Chenchen Zhang, Linzheng Chai, Ruifeng Yuan, Zhaoxiang Zhang, Jie Fu, Qian Liu, Ge Zhang, Zili Wang, Yuan Qi, Yinghui Xu, and Wei Chu. Opencoder: The open cookbook for top-tier code large language models, 2025. URL <https://arxiv.org/abs/2411.04905>.
- [14] Mohammad Shoeybi, Mostofa Patwary, Raul Puri, Patrick LeGresley, Jared Casper, and Bryan Catanzaro. Megatron-lm: Training multi-billion parameter language models using model parallelism, 2020. URL <https://arxiv.org/abs/1909.08053>.
- [15] Terry Yue Zhuo, Minh Chien Vu, Jenny Chim, Han Hu, Wenhao Yu, Ratnadira Widyasari, Imam Nur Bani Yusuf, Haolan Zhan, Junda He, Indraneil Paul, et al. Bigcodebench: Benchmarking code generation with diverse function calls and complex instructions. *arXiv preprint arXiv:2406.15877*, 2024.

- [16] Leo Gao, Jonathan Tow, Baber Abbasi, Stella Biderman, Sid Black, Anthony DiPofi, Charles Foster, Laurence Golding, Jeffrey Hsu, Alain Le Noac’h, Haonan Li, Kyle McDonell, Niklas Muennighoff, Chris Ociepa, Jason Phang, Laria Reynolds, Hailey Schoelkopf, Aviya Skowron, Lintang Sutawika, Eric Tang, Anish Thite, Ben Wang, Kevin Wang, and Andy Zou. A framework for few-shot language model evaluation, 07 2024. URL <https://zenodo.org/records/12608602>.
- [17] Todor Mihaylov, Peter Clark, Tushar Khot, and Ashish Sabharwal. Can a suit of armor conduct electricity? a new dataset for open book question answering. In *EMNLP*, 2018.
- [18] Mandar Joshi, Eunsol Choi, Daniel S. Weld, and Luke Zettlemoyer. Triviaqa: A large scale distantly supervised challenge dataset for reading comprehension. In *Proceedings of the 55th Annual Meeting of the Association for Computational Linguistics*, Vancouver, Canada, July 2017. Association for Computational Linguistics.
- [19] Rowan Zellers, Ari Holtzman, Yonatan Bisk, Ali Farhadi, and Yejin Choi. Hellaswag: Can a machine really finish your sentence? In *Proceedings of the 57th Annual Meeting of the Association for Computational Linguistics*, 2019.
- [20] Pranav Rajpurkar, Robin Jia, and Percy Liang. Know what you don’t know: Unanswerable questions for squad, 2018.
- [21] Alexey Tikhonov and Max Ryabinin. It’s all in the heads: Using attention heads as a baseline for cross-lingual transfer in commonsense reasoning, 2021.
- [22] Dan Hendrycks, Collin Burns, Steven Basart, Andy Zou, Mantas Mazeika, Dawn Song, and Jacob Steinhardt. Measuring massive multitask language understanding, 2021. URL <https://arxiv.org/abs/2009.03300>.
- [23] Karl Cobbe, Vineet Kosaraju, Mohammad Bavarian, Jacob Hilton, Reiichiro Nakano, Christopher Hesse, and John Schulman. Training verifiers to solve math word problems, 2021.
- [24] Mirac Suzgun, Nathan Scales, Nathanael Schärli, Sebastian Gehrmann, Yi Tay, Hyung Won Chung, Aakanksha Chowdhery, Quoc V Le, Ed H Chi, Denny Zhou, , and Jason Wei. Challenging big-bench tasks and whether chain-of-thought can solve them. *arXiv preprint arXiv:2210.09261*, 2022.
- [25] Mark Chen, Jerry Tworek, Heewoo Jun, Qiming Yuan, Henrique Ponde de Oliveira Pinto, Jared Kaplan, Harri Edwards, Yuri Burda, Nicholas Joseph, Greg Brockman, Alex Ray, Raul Puri, Gretchen Krueger, Michael Petrov, Heidy Khlaaf, Girish Sastry, Pamela Mishkin, Brooke Chan, Scott Gray, Nick Ryder, Mikhail Pavlov, Alethea Power, Lukasz Kaiser, Mohammad Bavarian, Clemens Winter, Philippe Tillet, Felipe Petroski Such, Dave Cummings, Matthias Plappert, Fotios Chantzis, Elizabeth Barnes, Ariel Herbert-Voss, William Hebgen Guss, Alex Nichol, Alex Paino, Nikolas Tezak, Jie Tang, Igor Babuschkin, Suchir Balaji, Shantanu Jain, William Saunders, Christopher Hesse, Andrew N. Carr, Jan Leike, Josh Achiam, Vedant Misra, Evan Morikawa, Alec Radford, Matthew Knight, Miles Brundage, Mira Murati, Katie Mayer, Peter Welinder, Bob McGrew, Dario Amodei, Sam McCandlish, Ilya Sutskever, and Wojciech Zaremba. Evaluating large language models trained on code, 2021. URL <https://arxiv.org/abs/2107.03374>.
- [26] Jiawei Liu, Chunqiu Steven Xia, Yuyao Wang, and Lingming Zhang. Is your code generated by chatgpt really correct? rigorous evaluation of large language models for code generation, 2023. URL <https://arxiv.org/abs/2305.01210>.
- [27] Kazuki Fujii, Taishi Nakamura, Mengsay Loem, Hiroki Iida, Masanari Ohi, Kakeru Hattori, Hirai Shota, Sakae Mizuki, Rio Yokota, and Naoaki Okazaki. Continual pre-training for cross-lingual llm adaptation: Enhancing japanese language capabilities, 2024. URL <https://arxiv.org/abs/2404.17790>.
- [28] Xiaotian Han, Yiren Jian, Xuefeng Hu, Haogeng Liu, Yiqi Wang, Qihang Fan, Yuang Ai, Huaibo Huang, Ran He, Zhenheng Yang, and Quanzeng You. Infimm-webmath-40b: Advancing multimodal pre-training for enhanced mathematical reasoning, 2024. URL <https://arxiv.org/abs/2409.12568>.

- [29] Dan Hendrycks, Collin Burns, Saurav Kadavath, Akul Arora, Steven Basart, Eric Tang, Dawn Song, and Jacob Steinhardt. Measuring mathematical problem solving with the math dataset. *arXiv preprint arXiv:2103.03874*, 2021.
- [30] Naoaki Okazaki, Kakeru Hattori, Hirai Shota, Hiroki Iida, Masanari Ohi, Kazuki Fujii, Taishi Nakamura, Mengsay Loem, Rio Yokota, and Sakae Mizuki. Building a large japanese web corpus for large language models, 2024. URL <https://arxiv.org/abs/2404.17733>.
- [31] Jeffrey Li, Alex Fang, Georgios Smyrnis, Maor Ivgi, Matt Jordan, Samir Gadre, Hritik Bansal, Etash Guha, Sedrick Keh, Kushal Arora, Saurabh Garg, Rui Xin, Niklas Muennighoff, Reinhard Heckel, Jean Mercat, Mayee Chen, Suchin Gururangan, Mitchell Wortsman, Alon Albalak, Yonatan Bitton, Marianna Nezhurina, Amro Abbas, Cheng-Yu Hsieh, Dhruba Ghosh, Josh Gardner, Maciej Kilian, Hanlin Zhang, Rulin Shao, Sarah Pratt, Sunny Sanyal, Gabriel Ilharco, Giannis Daras, Kalyani Marathe, Aaron Gokaslan, Jieyu Zhang, Khyathi Chandu, Thao Nguyen, Igor Vasiljevic, Sham Kakade, Shuran Song, Sujay Sanghavi, Fartash Faghri, Sewoong Oh, Luke Zettlemoyer, Kyle Lo, Alaaeldin El-Nouby, Hadi Pouransari, Alexander Toshev, Stephanie Wang, Dirk Groeneveld, Luca Soldaini, Pang Wei Koh, Jenia Jitsev, Thomas Kollar, Alexandros G. Dimakis, Yair Carmon, Achal Dave, Ludwig Schmidt, and Vaishaal Shankar. Datacomp-lm: In search of the next generation of training sets for language models, 2025. URL <https://arxiv.org/abs/2406.11794>.
- [32] Deepak Narayanan, Mohammad Shoeybi, Jared Casper, Patrick LeGresley, Mostofa Patwary, Vijay Anand Korthikanti, Dmitri Vainbrand, Prethvi Kashinkunti, Julie Bernauer, Bryan Catanzaro, Amar Phanishayee, and Matei Zaharia. Efficient large-scale language model training on gpu clusters using megatron-lm, 2021. URL <https://arxiv.org/abs/2104.04473>.

A Detailed setup for data ablation experiments

This section provides details on the training hyperparameters, training library versions, training environments, distributed training settings, and data mixture used in the dataset ablation experiments described in Sections 3 and 4.

A.1 Training hyperparameters

We performed continual pre-training from Llama-3.1-8B⁴ using approximately 50 billion tokens. As shown in Table 2, the model architecture and tokenizer are identical to those of Llama-3.1-8B. The training hyperparameters are detailed in Table 3.

Table 2: Training model’s architecture

Hyperparameter	Value
Architecture	Llama-3
Hidden size	4 096
FFN hidden size	14 336
Number of layers	32
Number of attention heads	32
Number of key/value heads	8
Sequence length	8 192
Normalization	RMSNorm
RMSNorm epsilon	1.0×10^{-5}
RoPE base	500000
Attention dropout	0.0
Hidden dropout	0.0
Tokenizer	Llama-3 tokenizer

Table 3: Training hyperparameters

Hyperparameter	Value
Adam beta1	0.9
Adam beta2	0.95
Adam epsilon	1.0×10^{-8}
Gradient clipping	1.0
Weight Decay	0.1
Learning rate (max)	2.5×10^{-5}
Learning rate (min)	2.5×10^{-6}
Warmup steps	1000
Warmup style	linear
Decay style	cosine

A.2 Training environment

We utilized the TSUBAME⁵ supercomputer of the Institute of Science Tokyo, for training. We employed mixed precision (bfloat16) and used multiple NVIDIA H100 nodes for distributed parallel training. Each node is equipped with four NVIDIA H100 94GB GPUs, and the nodes are interconnected via InfiniBand NDR200.

We conducted continual pre-training with libraries shown in Table 4.

⁴<https://huggingface.co/meta-llama/Llama-3.1-8B>

⁵<https://www.t4.cii.isct.ac.jp/docs/handbook.en/>

Table 4: Training library versions

Component / Library	Version
Training library	Megatron-LM
mc core	0.9.0
CUDA Toolkit	12.4
cuDNN	9.1.0
NCCL	2.21.5
HPC-X	2.17.1
ninja	1.11.1
PyTorch	2.5.0
TransformerEngine	1.12

A.3 Distributed training settings

Training large language models on a single GPU is challenging due to both GPU memory constraints and the time required for training. In terms of GPU memory, even using the latest H100 80GB, it is difficult to train the 8B model used in this study. Moreover, even if the model parameters, gradients, and optimizer states could fit on a single GPU, training on a single GPU would require an unrealistic amount of time to complete. Therefore, in this study, we adopted distributed parallel training, combining data parallelism and model parallelism. We conducted all ablation experiments with the distributed setting shown in Table 5.

Table 5: Distributed training setting for ablation experiments

Hyperparameter	Value
Data Parallelism (DP)	32
Tensor Parallelism (TP)	2
Context Parallelism (CP)	1
Pipeline Parallelism (PP)	1
Micro batch size	2
Global batch size	512
Sequence Parallelism	true
Distributed optimizer	true
Tensor Parallelism Communication Overlap	true

A.4 Data mixture for ablation experiments

A.4.1 Code ablation data mixture

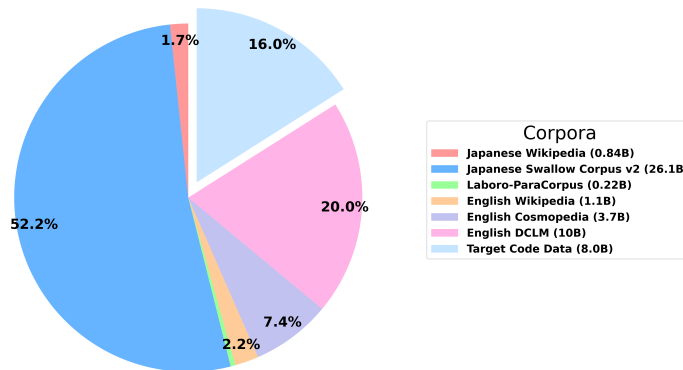


Figure 6: Data ratio for SwallowCode ablation experiments.

The training dataset for the code ablation experiments comprises approximately 50 billion tokens. The distribution of the dataset components is illustrated in Figure 6, with the following components and their respective token counts. Note that the **Target Code Data** varies depending on the specific ablation experiment conducted.

- **Japanese Wikipedia**⁶: 0.84 billion tokens
- **Japanese Swallow Corpus v2** [30]: 26.1 billion tokens
- **Laboro-ParaCorpus**⁷: 0.22 billion tokens
- **English Wikipedia**⁸: 1.1 billion tokens
- **English Cosmopedia** [10]: 3.7 billion tokens
- **English DCLM** [31]: 10.0 billion tokens
- **Target Code Data**: 8.0 billion tokens

A.4.2 Math ablation data mixture

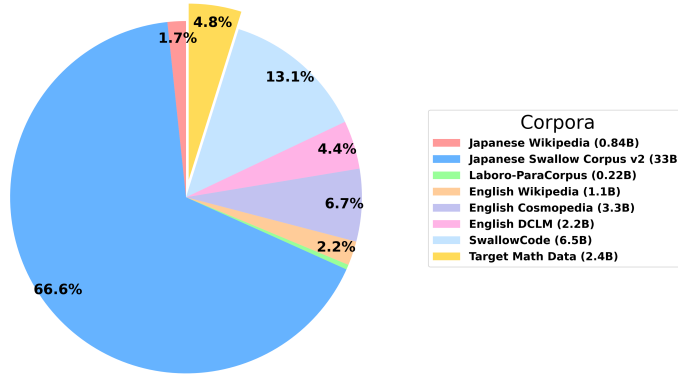


Figure 7: Data ratio for SwallowMath ablation experiments.

The training dataset for the math ablation experiments also consists of approximately 50 billion tokens. The composition of the dataset is shown in Figure 7, with the following components and their respective token counts. Note that the **Target Math Data** varies depending on the specific ablation experiment conducted.

- **Japanese Wikipedia**⁹: 0.84 billion tokens
- **Japanese Swallow Corpus v2** [30]: 33.0 billion tokens
- **Laboro-ParaCorpus**¹⁰: 0.22 billion tokens
- **English Wikipedia**¹¹: 1.1 billion tokens
- **English Cosmopedia** [10]: 3.3 billion tokens
- **English DCLM** [31]: 2.2 billion tokens
- **SwallowCode (Syntax, Pylint Filtered)**: 6.5 billion tokens
- **Target Math Data**: 2.4 billion tokens

⁶<https://dumps.wikimedia.org/jawiki/>

⁷<https://github.com/laboroai/Laboro-ParaCorpus>

⁸<https://dumps.wikimedia.org/enwiki/>

⁹<https://dumps.wikimedia.org/jawiki/>

¹⁰<https://github.com/laboroai/Laboro-ParaCorpus>

¹¹<https://dumps.wikimedia.org/enwiki/>

B Code linting filtering

A threshold of 7.0 balances code quality and dataset size, while the comment penalty reduces overly verbose or non-functional scripts. As described in Section 3.2.2, the code for performing linter filtering is publicly available at <https://github.com/rioyokotalab/swallow-code-math>. The relevant code is also provided below.

When conducting linting with pylint, warnings and errors dependent on the linting environment, such as import errors or line length violations, are excluded using the `--disable` option. Additionally, some files with Python extensions primarily contain comments with textual content and have minimal script functionality. To address this, as discussed in Section 3.2.2, we introduced a mechanism that imposes a heuristic penalty based on the proportion of comments to filter out such files.

```
1 def check_comment_ratio(code: str):
2     total_lines = 0
3     comment_lines = 0
4
5     try:
6         tokens = tokenize.generate_tokens(StringIO(code).readline)
7         for token_type, _, _, _, _ in tokens:
8             total_lines += 1
9             if token_type == tokenize.COMMENT:
10                 comment_lines += 1
11
12     except tokenize.TokenError as e:
13         print(f"Token error encountered: {str(e)}")
14         return 0
15     except IndentationError as e:
16         print(f"indentation error encountered {str(e)}")
17         return 0
18
19     if total_lines == 0:
20         return 0
21
22     return comment_lines / total_lines
23
24
25 def apply_comment_penalty(score: float, comment_ratio: float) -> float
26 :
27     if comment_ratio == 1.0:
28         return 0.0
29     elif comment_ratio > 0:
30         penalty_factor = 1 - comment_ratio
31         score *= penalty_factor
32     return score
33
34 def check_code_quality(code: str):
35     with tempfile.NamedTemporaryFile(delete=False, suffix=".py") as
36         temp_file:
37             temp_file.write(code.encode())
38             temp_file.flush()
39
40     result = subprocess.run(
41         ["pylint", "--persistent=n", "--disable=E0401,C0114,C0301,
42         C0103,C0116,C0411,R0903,W0511,C0412", temp_file.name],
43         capture_output=True,
44         text=True,
45     )
46
47     pylint_output = result.stdout
48     score = None
49
50     for line in pylint_output.split("\n"):
```

```

49         if "Your code has been rated at" in line:
50             score = float(line.split("/")[0].split()[-1])
51
52         comment_ratio = check_comment_ratio(code)
53
54         if score is not None:
55             score = apply_comment_penalty(score, comment_ratio)
56
57         return score, pylint_output

```

C Code LLM-based scoring

As described in Section 3.2.3, this section presents the prompt used for LLM-based scoring. The prompt was provided to Llama-3.3-70B-Instruct to evaluate code quality. The scoring criteria were developed with reference to the Google Python Style Guide¹². The actual code pipeline is available at <https://github.com/rioyokotalab/swallow-code-math>. The dataset created through this process is available at <https://huggingface.co/datasets/tokyotech-llm/swallow-code>, and the checkpoints of the model trained on this dataset are available at <https://huggingface.co/collections/tokyotech-llm/swallowcode-6811c84ff647568547d4e443>.

Prompt Used for Code Quality Evaluation

You are a smart software engineer. Please evaluate the following code on a scale of 1 to 10 based on the following criteria:

1. Are variable names descriptive and consistent with naming conventions?
2. Are comments and docstrings appropriately written to explain the purpose and functionality of the code?
3. Are type annotations used effectively where applicable?
4. Are functions appropriately modularized, with well-defined responsibilities and clear separation of concerns?
5. Are variables' lifetimes intentionally managed, avoiding frequent reassignment or overly long scopes?
6. Is error handling implemented appropriately where necessary?
7. Is the code properly indented and follows standard formatting guidelines?
8. Do comments provide context and rationale, rather than merely describing what the code does?
9. Are functions and classes designed with clear, single responsibilities?
10. Is the code formatted in a way that enhances readability?

Figure 8 illustrates the distribution of the quality scores assigned.

D Code LLM rewriting

As described in Section 3.3, this section presents the prompts used for LLM-based rewriting, specifically for Style-Guided Code Rewriting (SGCR) and Self-Contained Optimization Rewriting (SCOR). Each prompt was provided to Llama-3.3-70B-Instruct to perform data rewriting.

D.1 Style-Guided Code Rewriting (SGCR)

The prompt used for SGCR is provided below. The dataset created through this rewriting process is available at <https://huggingface.co/datasets/tokyotech-llm/swallow-code>, and the checkpoints of the model trained on this dataset are available at <https://huggingface.co/collections/tokyotech-llm/swallowcode-6811c84ff647568547d4e443>.

¹²<https://google.github.io/styleguide/pyguide.html>

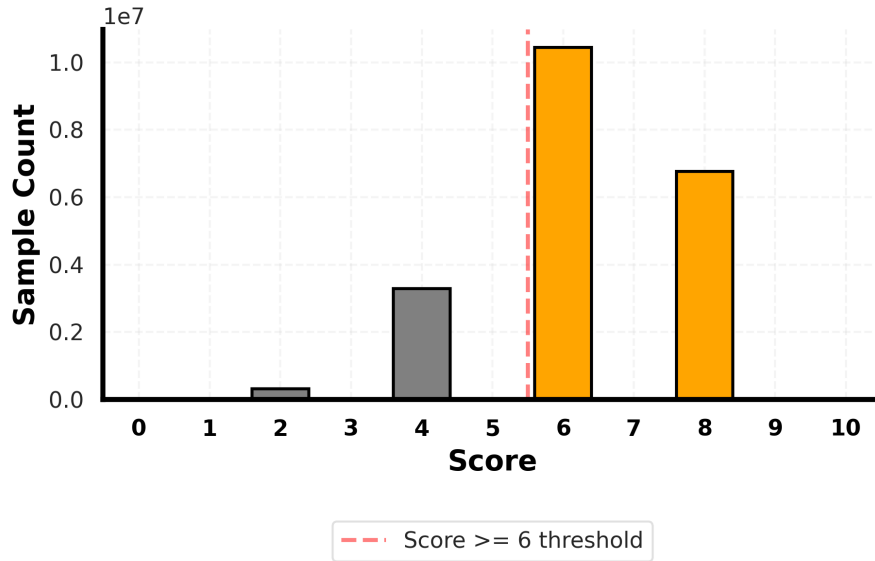


Figure 8: Distribution of quality scores assigned by Llama-3.3-70B-Instruct to the Python code corpus. The dashed line at 6 denotes the filtering threshold. Notably, only even scores appear, an emergent property of how Llama-3.3-70B-Instruct interpreted the scoring prompts.

Prompt Used for SGCR

You are a smart software engineer. Please evaluate the following code on a scale of 1 to 10 based on the following criteria:

1. Are variable names descriptive and consistent with naming conventions?
2. Are comments and docstrings appropriately written to explain the purpose and functionality of the code?
3. Are type annotations used effectively where applicable?
4. Are functions appropriately modularized, with well-defined responsibilities and clear separation of concerns?
5. Are variables' lifetimes intentionally managed, avoiding frequent reassignment or overly long scopes?
6. Is error handling implemented appropriately where necessary?
7. Is the code properly indented and follows standard formatting guidelines?
8. Do comments provide context and rationale, rather than merely describing what the code does?
9. Are functions and classes designed with clear, single responsibilities?
10. Is the code formatted in a way that enhances readability?

And provide suggestions for improvement based on the evaluation criteria. You can also provide an improved version of the code in the following style:

```
### Evaluation: 7
### Suggestions: Provide specific, actionable suggestions to improve the
code based on the evaluation criteria.

### Improved Code: Provide a revised version of the code incorporating the
suggested improvements.
'''python
def improved_function(arg1: int, arg2: str) -> str:
# Your improved code here
pass
'''
```


D.2 Self-Contained Optimization Rewriting (SCOR).

The prompt used for SCOR is provided below. The dataset created through this rewriting process is available at <https://huggingface.co/datasets/tokyotech-llm/swallow-code>, and the checkpoints of the model trained on this dataset are available at <https://huggingface.co/collections/tokyotech-llm/swallowcode-6811c84ff647568547d4e443>.

Prompt Used for SCOR

```
You are a smart software engineer. Please change a given code into
self-contained and well-structured code following the below best practices
and pythonic way.
1. Use meaningful variable and function names.
2. Write a clear and concise docstring for the function.
3. Use type hints for the function signature.
4. Write a clear and concise comment for the code block.
5. Ensure the code is self-contained and does not depend on external
variables.
6. Ensure the code is well-structured and easy to read.
7. Ensure the code is free of errors and runs correctly.
8. Ensure the code is optimized and does not have redundant operations.
9. Ensure the algorithm and data structures are efficient and concise.

If given code is not self-contained or too simple, please change it to a
more educational and useful code.
```

E Math LLM rewriting

As described in Section 4.2, this section presents the prompt used for LLM rewriting in the construction of SwallowMath. The prompt consists of five components: (1) remove residual web headers, footers, and privacy notices; (2) delete extraneous metadata such as question and answer timestamps; (3) fill in missing context when either the question or answer is incomplete; (4) rewrite explanations to be concise yet information-dense; and (5) present a clear step-by-step solution. Steps (1)–(2) parallel our syntax-error and linter filtering for code, while steps (3)–(5) correspond to the self-containment and style rewrites used in SwallowCode.

Prompt Used for Math Rewriting

```
You are an intelligent math tutor. You are given the following math problem
and answer with some unnecessary parts. Please remove the unneeded parts of
the questions. For example, the date of the question submitted, the answer
date, the privacy policy, the footer, the header, etc., should be removed.
However, please keep the main question and answer.
If questions or answers lack some information or are not elaborate, please
make them more informative and easy to understand. If needed, please add
more detail about the step-by-step calculation process.
```

F Computational cost

This section quantifies the computational cost, measured in GPU hours (H100), required for the LLM scoring, LLM rewriting, and ablation experiments conducted in this study. These measurements are based on empirical data. By analyzing the computational cost, we aim to elucidate the relationship between the resource demands of the data cleaning pipeline and the resulting improvements in downstream task performance for each method. Furthermore, by providing an estimate of the computational resources needed to reproduce our results, we seek to facilitate future research.

F.1 Computational cost of LLM scoring

The data synthesis process utilized vLLM 0.7.2 and PyTorch 2.5.1. The dataset was synthesized with a global batch size of 2048 and tensor parallelism of 4. Data generation was performed using four H100 (94 GB) GPUs per job. With an input processing speed of approximately 2000 tokens/s and an output generation speed of approximately 3000 tokens/s, and given an average input dataset length of 836 tokens, an average output dataset length of 1271 tokens, and a total sample count of 20,826,548, we estimate that the dataset creation for the experiments described in Section 3.2.3 consumed a total of 4,869 H100 GPU hours. This estimate excludes vLLM initialization and safetensor loading.

F.2 Computational cost of LLM rewriting

The synthesis process for LLM rewriting also employed vLLM 0.7.2 and PyTorch 2.5.1, with a global batch size of 2048 and tensor parallelism of 4. Data generation was conducted using 4 H100 (94GB) GPUs per job. The input processing speed was approximately 2000 tokens/s, and the output generation speed was approximately 3000 tokens/s. Given an average input dataset length of 836 tokens, an average output dataset length of 1819 tokens, and a total sample count of 20,826,548, we estimate that the dataset creation for the experiments described in Section 3.3.1 consumed a total of 5,925 H100 GPU hours. This estimate excludes vLLM initialization and safetensor loading.

F.3 Computational cost of continual pre-training data ablation experiments

The ablation experiments described in Sections 3.1 and 4.1 were conducted using 64 H100 (94GB) GPUs for 24.7 hours per experiment. Thus, each experiment consumed 1,580 H100 GPU hours. With a total of 15 experiments (13 code ablation experiments and two math ablation experiments), the overall computational cost amounted to 23,700 H100 GPU hours. These experiments achieved a training throughput of 530 TFLOP/s/GPU and 590,000 tokens/s, as derived from the FLOP/s formula presented in the Megatron-LM paper [32]. This corresponds to approximately 53.5% of the peak BF16 Tensor Core performance of the H100.

G MBPP

As discussed in Section 3.3.1, the MBPP dataset¹³ contains Python functions with naming conventions that deviate from standard Python style guidelines. For example, the following code snippet uses camelCase instead of the recommended snake_case:

```
1 def is_Power_Of_Two(x):  
2     return x and (not(x & (x - 1)))  
3 def differ_At_One_Bit_Pos(a, b):  
4     return is_Power_Of_Two(a ^ b)
```

As described in Section 3.3.1, Style-Guided Code Rewriting (SGCR) rewrites code to conform to Python’s naming conventions¹⁴, specifically enforcing snake_case for function names. Consequently, when tasked with implementing functions that use non-standard naming (e.g., camelCase), an LLM trained on SGCR-processed data may rewrite function names to adhere to snake_case. This leads to mismatches during MBPP evaluation, where calling a function with its original non-standard name results in an “is not defined” error.

Figure 9 illustrates this issue: models trained on SGCR-processed data exhibit lower MBPP@1 and MBPP@10 scores compared to models trained on data processed only with syntax-error and linter-based filtering (Section 3.2.2). This performance drop stems from the naming mismatches described above, which obscure the model’s true code generation capabilities. Based on this finding, we concluded that MBPP is not a suitable benchmark for evaluating LLM code generation in our experiments, as its evaluation framework penalizes adherence to standard Python naming conventions. Therefore, we excluded MBPP from the benchmarks used in this study.

¹³<https://github.com/google-research/google-research/blob/master/mbpp/mbpp.jsonl>

¹⁴<https://peps.python.org/pep-0008/#descriptive-naming-styles>

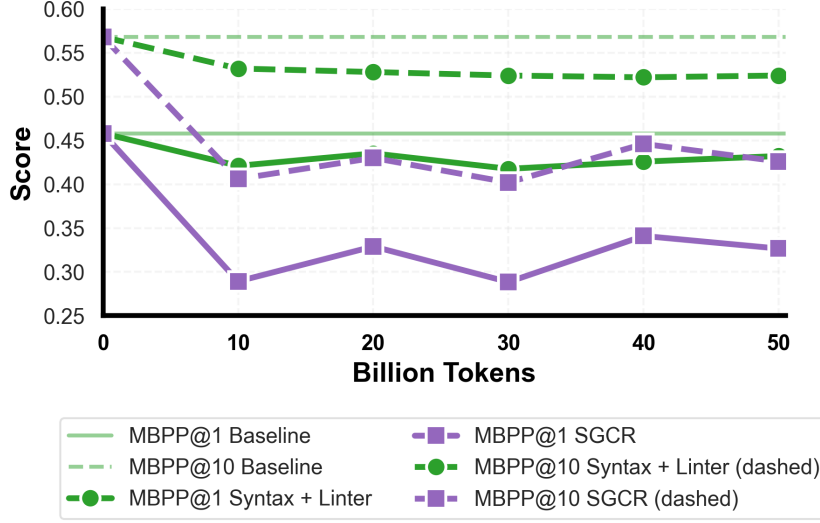


Figure 9: Comparison of MBPP@1 and MBPP@10 scores for models trained on linter-filtered data versus SGCR-rewritten data in a 50B-token continual pre-training ablation study. SGCR’s enforcement of snake_case naming conventions leads to lower scores due to mismatches with MBPP’s non-standard function names.

H Evaluations

In this section, we present the evaluation results of models trained through ablation experiments on code and math datasets, assessed across ten benchmarks encompassing code and mathematical downstream tasks.

H.1 Code ablation experiments results

As described in Section 3.1, we evaluated models continually pre-trained from Llama-3.1-8B on ten English downstream tasks. In the following, we report the evaluation results for 13 code ablation experiments, with their relationships illustrated in Figure 10. Experiments exp1, exp8, exp9, and exp13 serve as baselines, utilizing only Python data extracted from existing open code corpora. The remaining experiments are conducted to construct the SwallowCode dataset. We evaluated performance using the following nine benchmarks: OpenBookQA [17], TriviaQA [18], HellaSwag [19], SQuAD 2.0 [20], XWinograd [21], MMLU [22], GSM8K [23], BBH [24], HumanEval [25], and HumanEval+ [26].

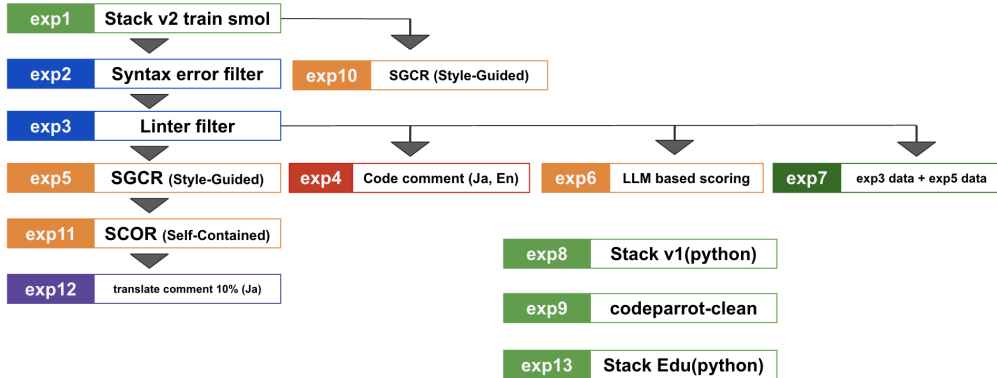


Figure 10: Relationships between code ablation experiments.

Table 6: Performance across benchmarks in the-stack-v2-train-smol-ids Python subset ablation.

Experiment 1: the-stack-v2-train-smol-ids Python subset										
Tokens (B)	OpenBookQA	TriviaQA	HellaSwag	SQuAD2.0	XWINO	MMLU	GSM8K	BBH	HumanEval	HumanEval+
10	0.3640	0.6659	0.5995	0.3354	0.9032	0.6294	0.4602	0.6019	0.3366	0.3366
20	0.3540	0.6567	0.6019	0.3360	0.9024	0.6238	0.4852	0.5898	0.3433	0.3433
30	0.3700	0.6588	0.6034	0.3377	0.9045	0.6263	0.5072	0.5939	0.3402	0.3421
40	0.3800	0.6618	0.6053	0.3380	0.9097	0.6341	0.5011	0.6016	0.3659	0.3701
50	0.3700	0.6679	0.6054	0.3350	0.9045	0.6340	0.5027	0.6091	0.3689	0.3720

Table 7: Performance across benchmarks in syntax-error-free data ablation from Experiment 1.

Experiment 2: Syntax-error-free data from Experiment 1										
Tokens (B)	OpenBookQA	TriviaQA	HellaSwag	SQuAD2.0	XWINO	MMLU	GSM8K	BBH	HumanEval	HumanEval+
10	0.3560	0.6675	0.6015	0.3385	0.9062	0.6321	0.4784	0.5881	0.3604	0.3713
20	0.3520	0.6635	0.6026	0.3364	0.9049	0.6252	0.4784	0.5781	0.3591	0.3585
30	0.3560	0.6637	0.6012	0.3375	0.9080	0.6313	0.5019	0.5950	0.3701	0.3762
40	0.3580	0.6679	0.6046	0.3346	0.9062	0.6330	0.5019	0.5998	0.3720	0.3689
50	0.3660	0.6694	0.6055	0.3340	0.9084	0.6325	0.5155	0.6044	0.3787	0.3787

H.2 Math ablation experiments results

As described in Section 4.1, we evaluated models continually pre-trained from Llama-3.1-8B on ten English downstream tasks. Below, we present the evaluation results for two code ablation experiments. Specifically, we adopted the following ten evaluation benchmarks: OpenBookQA [17], TriviaQA [18], HellaSwag [19], SQuAD 2.0 [20], XWinograd [21], MMLU [22], GSM8K [23], BBH [24], HumanEval [25], and MATH [22].

Table 8: Performance across benchmarks in syntax-error and Pylint-filtered (score ≥ 7) data ablation from Experiment 2.

Experiment 3: Syntax-error and Pylint-filtered (score ≥ 7) data from Experiment 2										
Tokens (B)	OpenBookQA	TriviaQA	HellaSwag	SQuAD2.0	XWINO	MMLU	GSM8K	BBH	HumanEval	HumanEval+
10	0.3560	0.6628	0.6010	0.3340	0.9071	0.6235	0.4564	0.6007	0.3500	0.3488
20	0.3500	0.6613	0.6015	0.3361	0.9054	0.6237	0.4860	0.5838	0.3744	0.3787
30	0.3620	0.6596	0.6008	0.3359	0.9080	0.6307	0.4867	0.5921	0.3957	0.3878
40	0.3720	0.6650	0.6030	0.3352	0.9058	0.6326	0.4822	0.5990	0.3890	0.3915
50	0.3740	0.6677	0.6054	0.3291	0.9019	0.6327	0.4996	0.6145	0.3945	0.3902

Table 9: Performance across benchmarks in comment-language-restricted (English and Japanese) data ablation from Experiment 3.

Experiment 4: Comment-language-restricted (English and Japanese) data from Experiment 3										
Tokens (B)	OpenBookQA	TriviaQA	HellaSwag	SQuAD2.0	XWINO	MMLU	GSM8K	BBH	HumanEval	HumanEval+
10	0.3640	0.6713	0.5988	0.3329	0.9054	0.6312	0.4708	0.5953	0.3549	0.3476
20	0.3520	0.6601	0.6011	0.3306	0.9067	0.6250	0.4898	0.5802	0.3689	0.3768
30	0.3680	0.6596	0.6047	0.3365	0.9118	0.6301	0.4989	0.5890	0.3768	0.3768
40	0.3660	0.6671	0.6049	0.3363	0.9071	0.6333	0.5155	0.6024	0.3756	0.3750
50	0.3700	0.6703	0.6061	0.3357	0.9101	0.6347	0.5133	0.6036	0.3841	0.3854

Table 10: Performance across benchmarks in SGCR-rewritten data ablation from Experiment 3.

Experiment 5: SGCR-rewritten data from Experiment 3										
Tokens (B)	OpenBookQA	TriviaQA	HellaSwag	SQuAD2.0	XWINO	MMLU	GSM8K	BBH	HumanEval	HumanEval+
10	0.3560	0.6689	0.5996	0.3295	0.9054	0.6256	0.4875	0.5991	0.4128	0.4110
20	0.3460	0.6610	0.6031	0.3352	0.9032	0.6262	0.4920	0.5801	0.4311	0.4616
30	0.3620	0.6637	0.6043	0.3378	0.9110	0.6269	0.5216	0.5984	0.4726	0.4579
40	0.3660	0.6645	0.6053	0.3372	0.9045	0.6328	0.4989	0.5945	0.4610	0.4390
50	0.3660	0.6667	0.6066	0.3325	0.9058	0.6352	0.5027	0.6065	0.4860	0.4811

Table 11: Performance across benchmarks in LLM-scored (score ≥ 6) data ablation from Experiment 3.

Experiment 6: LLM-scored (score ≥ 6) data from Experiment 3										
Tokens (B)	OpenBookQA	TriviaQA	HellaSwag	SQuAD2.0	XWINO	MMLU	GSM8K	BBH	HumanEval	HumanEval+
10	0.3640	0.6679	0.6002	0.3277	0.9041	0.6280	0.4701	0.5976	0.3640	0.3616
20	0.3540	0.6593	0.6010	0.3358	0.9045	0.6249	0.4822	0.5810	0.3659	0.3732
30	0.3660	0.6594	0.6021	0.3398	0.9071	0.6226	0.5140	0.5893	0.3994	0.3933
40	0.3700	0.6636	0.6021	0.3370	0.9080	0.6300	0.5027	0.6019	0.4018	0.4006
50	0.3640	0.6684	0.6046	0.3353	0.9084	0.6324	0.5011	0.6090	0.3951	0.3994

Table 12: Performance across benchmarks in mixed (1:1) data ablation from Experiments 3 and 5.

Experiment 7: Mixed (1:1) data from Experiments 3 and 5										
Tokens (B)	OpenBookQA	TriviaQA	HellaSwag	SQuAD2.0	XWINO	MMLU	GSM8K	BBH	HumanEval	HumanEval+
10	0.3620	0.6660	0.5994	0.3293	0.9032	0.6242	0.4738	0.6156	0.3616	0.3598
20	0.3460	0.6585	0.6018	0.3297	0.9024	0.6293	0.4845	0.5809	0.3823	0.3890
30	0.3680	0.6611	0.6022	0.3384	0.9062	0.6241	0.5110	0.6045	0.3848	0.3951
40	0.3640	0.6666	0.6028	0.3327	0.9088	0.6323	0.5072	0.6056	0.4018	0.4018
50	0.3680	0.6695	0.6052	0.3320	0.9097	0.6300	0.5027	0.6051	0.4116	0.3988

Table 13: Performance across benchmarks in the-stack-v1 Python subset ablation.

Experiment 8: the-stack-v1 Python subset										
Tokens (B)	OpenBookQA	TriviaQA	HellaSwag	SQuAD2.0	XWINO	MMLU	GSM8K	BBH	HumanEval	HumanEval+
10	0.3660	0.6646	0.6033	0.3310	0.9028	0.6219	0.4784	0.5955	0.3244	0.3341
20	0.3500	0.6595	0.6018	0.3233	0.9037	0.6246	0.4701	0.5898	0.3220	0.3232
30	0.3640	0.6575	0.6014	0.3279	0.9071	0.6226	0.5057	0.5878	0.3244	0.3287
40	0.3680	0.6638	0.6029	0.3265	0.9067	0.6320	0.5004	0.5984	0.3445	0.3500
50	0.3620	0.6650	0.6053	0.3212	0.9084	0.6273	0.5080	0.5998	0.3561	0.3409

Table 14: Performance across benchmarks in codepartto-clean Python subset ablation.

Experiment 9: codepartto-clean Python subset										
Tokens (B)	OpenBookQA	TriviaQA	HellaSwag	SQuAD2.0	XWINO	MMLU	GSM8K	BBH	HumanEval	HumanEval+
10	0.3540	0.6651	0.6006	0.3221	0.9062	0.6295	0.4708	0.5875	0.3598	0.3561
20	0.3560	0.6556	0.6013	0.3358	0.9067	0.6289	0.4731	0.5870	0.3549	0.3463
30	0.3680	0.6570	0.6045	0.3390	0.9071	0.6290	0.4890	0.5976	0.3524	0.3561
40	0.3720	0.6613	0.6048	0.3352	0.9075	0.6300	0.4958	0.6108	0.3543	0.3549
50	0.3600	0.6638	0.6055	0.3321	0.9097	0.6273	0.5072	0.6139	0.3616	0.3634

Table 15: Performance across benchmarks in SGCR-rewritten data ablation from Experiment 1.

Experiment 10: SGCR-rewritten data from Experiment 1										
Tokens (B)	OpenBookQA	TriviaQA	HellaSwag	SQuAD2.0	XWINO	MMLU	GSM8K	BBH	HumanEval	HumanEval+
10	0.3640	0.6667	0.5996	0.3325	0.9032	0.6164	0.4845	0.5959	0.4457	0.4433
20	0.3460	0.6592	0.6032	0.3324	0.9067	0.6231	0.4890	0.5655	0.4579	0.4506
30	0.3660	0.6585	0.6029	0.3379	0.9101	0.6176	0.5064	0.5855	0.4494	0.4433
40	0.3600	0.6650	0.6024	0.3339	0.9067	0.6284	0.5148	0.5967	0.4622	0.4622
50	0.3600	0.6687	0.6047	0.3337	0.9084	0.6317	0.5057	0.6041	0.4646	0.4622

Table 16: Performance across benchmarks in SCOR-rewritten data ablation from Experiment 5.

Experiment 11: SCOR-rewritten data from Experiment 5										
Tokens (B)	OpenBookQA	TriviaQA	HellaSwag	SQuAD2.0	XWINO	MMLU	GSM8K	BBH	HumanEval	HumanEval+
10	0.3580	0.6680	0.6006	0.3317	0.9067	0.6237	0.4655	0.6108	0.4567	0.4665
20	0.3500	0.6564	0.6026	0.3349	0.9084	0.6241	0.4981	0.5718	0.5384	0.5323
30	0.3620	0.6640	0.6023	0.3385	0.9054	0.6253	0.5095	0.5928	0.5256	0.5317
40	0.3640	0.6705	0.6041	0.3401	0.9088	0.6317	0.5095	0.5982	0.5226	0.5244
50	0.3700	0.6685	0.6055	0.3359	0.9114	0.6322	0.5110	0.6062	0.5396	0.5445

Table 17: Performance across benchmarks in mixed (90% Experiment 11, 10% Japanese-translated comments) data ablation.

Experiment 12: Mixed (90% Experiment 11, 10% Japanese-translated comments)										
Tokens (B)	OpenBookQA	TriviaQA	HellaSwag	SQuAD2.0	XWINO	MMLU	GSM8K	BBH	HumanEval	HumanEval+
10	0.3640	0.6625	0.6020	0.3341	0.9054	0.6221	0.4738	0.5697	0.4799	0.4768
20	0.3500	0.6551	0.6021	0.3361	0.9058	0.6266	0.4943	0.5776	0.5165	0.5079
30	0.3640	0.6595	0.6034	0.3410	0.9080	0.6250	0.5011	0.6008	0.5110	0.5091
40	0.3640	0.6640	0.6022	0.3361	0.9054	0.6330	0.4898	0.6008	0.5299	0.5268
50	0.3600	0.6655	0.6057	0.3340	0.9080	0.6315	0.5072	0.6057	0.5329	0.5293

Table 18: Performance across benchmarks in Stack Edu Python subset ablation.

Experiment 13: Stack Edu Python subset										
Tokens (B)	OpenBookQA	TriviaQA	HellaSwag	SQuAD2.0	XWINO	MMLU	GSM8K	BBH	HumanEval	HumanEval+
10	0.3640	0.6696	0.5986	0.3358	0.9037	0.6246	0.4761	0.6004	0.3470	0.3433
20	0.3520	0.6632	0.6021	0.3364	0.9067	0.6233	0.4898	0.5942	0.3537	0.3518
30	0.3660	0.6600	0.6024	0.3439	0.9097	0.6251	0.4989	0.5916	0.3713	0.3640
40	0.3700	0.6650	0.6033	0.3402	0.9067	0.6325	0.4958	0.6084	0.3701	0.3720
50	0.3740	0.6665	0.6061	0.3368	0.9062	0.6350	0.5087	0.6173	0.3695	0.3671

Table 19: Performance across benchmarks in finemath-4+ ablation.

Experiment 1: finemath-4+										
Tokens (B)	OpenBookQA	TriviaQA	HellaSwag	SQuAD2.0	XWINO	MMLU	HumanEval	GSM8K	BBH	MATH
10	0.3700	0.6626	0.5990	0.3350	0.8985	0.6243	0.3439	0.4685	0.6057	0.1760
20	0.3720	0.6536	0.5963	0.3510	0.9032	0.6261	0.3622	0.5011	0.5896	0.2080
30	0.3700	0.6574	0.5999	0.3506	0.8998	0.6253	0.3561	0.5019	0.5971	0.2260
40	0.3720	0.6577	0.6024	0.3499	0.9049	0.6312	0.3701	0.5231	0.6054	0.2260
50	0.3740	0.6608	0.6001	0.3550	0.9058	0.6329	0.3561	0.5292	0.6166	0.2400

Table 20: Performance across benchmarks in finemath-4+ rewritten with Llama-3.3-70B-Instruct ablation.

Experiment 2: finemath-4+ rewritten(Llama-3.3-70B-Instruct)										
Tokens (B)	OpenBookQA	TriviaQA	HellaSwag	SQuAD2.0	XWINO	MMLU	HumanEval	GSM8K	BBH	MATH
10	0.3720	0.6643	0.5970	0.3443	0.9015	0.6343	0.3439	0.5603	0.5535	0.2480
20	0.3800	0.6580	0.5946	0.3428	0.8994	0.6293	0.3762	0.6156	0.5669	0.2860
30	0.3660	0.6618	0.5964	0.3470	0.9011	0.6298	0.3530	0.6262	0.6383	0.3040
40	0.3700	0.6610	0.5973	0.3535	0.9088	0.6358	0.3738	0.6422	0.6237	0.3100
50	0.3800	0.6637	0.5972	0.3537	0.9045	0.6337	0.3683	0.6535	0.6414	0.3160