

# Particles, trajectories and diffusion: random walks in cooling granular gases

Santos Bravo Yuste\*

*Departamento de Física and Instituto de Computación Científica Avanzada (ICCAEx),  
Universidad de Extremadura, E-06006 Badajoz, Spain*

Rubén Gómez González†

*Departamento de Didáctica de las Ciencias Experimentales y las Matemáticas,  
Universidad de Extremadura, E-10004 Cáceres, Spain*

Vicente Garzó‡

*Departamento de Física and Instituto de Computación Científica Avanzada (ICCAEx),  
Universidad de Extremadura, E-06006 Badajoz, Spain*

(Dated: June 13, 2025)

We study the mean-square displacement (MSD) of a tracer particle diffusing in a granular gas of inelastic hard spheres under homogeneous cooling state (HCS). Tracer and granular gas particles are in general mechanically different. Our approach uses a series representation of the MSD where the  $k$ -th term is given in terms of the mean scalar product  $\langle \mathbf{r}_1 \cdot \mathbf{r}_k \rangle$ , with  $\mathbf{r}_i$  denoting the displacements of the tracer between successive collisions. We find that this series approximates a geometric series with the ratio  $\Omega$ . We derive an explicit analytical expression of  $\Omega$  for granular gases in three dimensions, and validate it through a comparison with the numerical results obtained from the direct simulation Monte Carlo (DSMC) method. Our comparison covers a wide range of masses, sizes, and inelasticities. From the geometric series, we find that the MSD per collision is simply given by the mean-square free path of the particle divided by  $1 - \Omega$ . The analytical expression for the MSD derived here is compared with DSMC data and with the first- and second-Sonine approximations to the MSD obtained from the Chapman-Enskog solution of the Boltzmann equation. Surprisingly, despite their simplicity, our results outperform the predictions of the first-Sonine approximation to the MSD, achieving accuracy comparable to the second-Sonine approximation.

## I. INTRODUCTION

In two articles published in 1906 (one on the kinetic theory of diffusion in molecular gases [1] and the other on the kinetic theory of Brownian motion [2]; the former complementing Einstein's famous 1905 article on the same subject [3]), Smoluchowski pioneered the use of tools from what is now recognized as random walk theory (or stochastic processes) to determine, among other things, the diffusion coefficient of a tracer (or intruder) particle in a molecular gas. Smoluchowski's results are based on two main assumptions. First, it is assumed that if the tracer particle is immersed in a dilute gas, its mean free path is much larger than the size of the gas molecules. Second, it is further assumed that the tracer particle scatters isotropically after colliding with other molecules (an assumption that is not acceptable even to a first approximation if the tracer is Brownian, namely, when it is much more massive than the gas molecules). Under these assumptions, the MSD of the tracer particle,  $\langle R^2 \rangle$ , after  $N$  collisions is given by

$$\langle R^2 \rangle = 2N \langle r \rangle^2, \quad (1)$$

where  $\langle r \rangle$  is the mean free path ( $r$  is the free path). Since  $\langle r \rangle = \langle v \rangle \tau$  (where  $\tau = t/N$  is the mean free time between collisions during time  $t$  and  $\langle v \rangle$  is the mean velocity, with  $v$  being the velocity of the particle between two successive collisions), then it follows that

$$\langle R^2 \rangle = 2 \langle r \rangle \langle v \rangle t. \quad (2)$$

Equation (2) leads to the diffusion coefficient

$$D = \frac{\langle R^2 \rangle}{6t} = \frac{\langle r \rangle \langle v \rangle}{3} \equiv D_{\text{eKT}}. \quad (3)$$

Expression (3) is nothing more than the expression of the diffusion coefficient given by the elementary kinetic theory, traceable back to Boltzmann, and found in standard textbooks [4]. In Ref. [2], Smoluchowski further noted that the tracer particle, after colliding with a gas molecule (especially if the tracer particle is heavy), tends to be scattered in a direction similar to the direction it was carrying before the collision. This is known as persistence of the collisions. This fact explains why the elementary formula (3) is only a first approximation. Smoluchowski dared in Ref. [2] to make an estimate of the correction to the MSD due to persistence by introducing in his analysis the mean value of the angle at which the direction of motion of the particle changes in each collision. As Smoluchowski himself pointed out (section 7 of Ref. [1]), Jeans had already observed in 1904 [5] that consideration of the existence of persistence in collisions was necessary for a better microscopic explanation of the

\* santos@unex.es; <https://fisteor.cms.unex.es/investigadores/santos-bravo-yuste/>

† ruben@unex.es

‡ vicenteg@unex.es; <https://fisteor.cms.unex.es/investigadores/vicente-garzo-puertos/>

properties of gases and, in particular, for a better estimate of the tracer diffusion coefficient [6].

To the best of our knowledge, the first rigorous analysis of the MSD of a particle in a gas by means of a random walk approach was addressed by Yang in 1949 [7]. The MSD is defined as

$$\langle R^2 \rangle = \langle \mathbf{R} \cdot \mathbf{R} \rangle = \sum_{i=1}^N \sum_{j=1}^N \langle \mathbf{r}_i \cdot \mathbf{r}_j \rangle, \quad (4)$$

where  $\mathbf{r}_j$  are the displacements of the particle between successive collisions and  $\mathbf{R} = \sum_{i=1}^N \mathbf{r}_i$  is the displacement of the particle after  $N$  collisions. (As we mention below, although Yang's estimates for the first few terms  $\langle \mathbf{r}_i \cdot \mathbf{r}_j \rangle$  for elastic hard spheres were quite inaccurate, he did provide the expressions needed to determine them.) In particular, if the persistence in collisions is neglected, then  $\langle \mathbf{r}_i \cdot \mathbf{r}_j \rangle = 0$  when  $i \neq j$  and the MSD reduces to the elementary expression  $\langle R^2 \rangle = N \langle r^2 \rangle$ , where  $\langle r^2 \rangle \equiv \langle r_i^2 \rangle$  denotes the mean value of the square of the free path (MSD between two successive collisions). In terms of the mean free time  $\tau = t/N$ , the MSD can be rewritten as  $\langle R^2 \rangle = \langle r^2 \rangle t/\tau$ , which yields the following expression of the diffusion coefficient  $D$ :

$$D = \frac{\langle R^2 \rangle}{6t} = \frac{\langle r^2 \rangle}{6\tau} \equiv D_{\text{eRW}}. \quad (5)$$

While very similar, this expression  $D_{\text{eRW}}$  for the diffusion coefficient is not exactly equal to  $D_{\text{eKT}}$ . This is because  $\langle r \rangle \langle v \rangle$  is not exactly equal to  $\langle r^2 \rangle / (2\tau) = \langle rv \rangle$  (see Sec. V of Ref. [8]). Just as Smoluchowski in Ref. [2] improved the estimation of the diffusion coefficient by including the effects of persistence, the elementary expression (5) for  $D$  can also be improved if the persistence in collisions (which implies  $\langle \mathbf{r}_i \cdot \mathbf{r}_j \rangle \neq 0$ ) is accounted for. Unfortunately, as said before, Yang's estimate of the terms with  $i \neq j$  for a gas of elastic hard spheres was deficient. This is understandable given the computational limitations in the late 1940s when Yang carried out the calculations for his article. The first three terms with  $i \neq j$  (i.e.,  $\langle \mathbf{r}_1 \cdot \mathbf{r}_2 \rangle$ ,  $\langle \mathbf{r}_1 \cdot \mathbf{r}_3 \rangle$  and  $\langle \mathbf{r}_1 \cdot \mathbf{r}_4 \rangle$ ) for the case of an elastic hard sphere gas have recently been calculated in Ref. [8]. In this paper, it was observed that the corrections due to the persistence of collisions to the elementary value  $D_{\text{eRW}}$  of the diffusion coefficient decay, in a very good approximation, exponentially. The factor by which these terms decrease is very well approximated by the quantity known in kinetic theory of gases as the mean-persistence ratio  $\langle \omega \rangle$  [9]. This result led us to propose in Ref. [8] the following expression for the MSD after  $N$  collisions:

$$\langle R^2 \rangle = N \frac{\langle r^2 \rangle}{1 - \langle \omega \rangle}. \quad (6)$$

From Eqs. (5) and (6), and  $N = t/\tau$ , one gets

$$D = \frac{D_{\text{eRW}}}{1 - \langle \omega \rangle}. \quad (7)$$

The expression (6) for the diffusion coefficient (or equivalently for the MSD) substantially improve the corresponding elementary expressions. In fact, they provide results comparable to the standard results of the kinetic theory of gases derived from the Chapman-Enskog solution of the Boltzmann equation [8].

The aim of the present work is to generalize the arguments used in Ref. [8] for calculating the MSD in molecular gases to *granular* gases. It is well known that, under rapid flow conditions, a granular gas can be modeled as a gas of hard spheres with *inelastic* collisions. If the spheres are assumed to be perfectly smooth, the inelasticity in collisions is accounted for only by a constant coefficient of normal restitution  $0 < \alpha \leq 1$ . When  $\alpha = 1$ , the collisions are elastic. In a binary collision in the inelastic hard sphere model, the tangential component of the relative velocity of the two colliding spheres remains unchanged, while its normal component is shrunk by a factor  $\alpha$ . Since in our problem the tracer and the particles of the granular gas are in general mechanically different, there are two different coefficients of restitution:  $\alpha$  (associated with the collisions between the granular particles themselves) and  $\alpha_0$  (associated with the collisions between the tracer and the particles of the granular gas). As in Ref. [8], our goal here is to determine the diffusion of a tracer particle moving in a freely cooling granular gas. In this *homogeneous* state (which is referred to as the HCS in the granular literature [10, 11]) the grains collide freely and cool accordingly. However, one of the most characteristic features of granular gases (as compared to conventional molecular gases) is the spontaneous formation of velocity vortices and density clusters in freely cooling flows [12, 13]. The instability of the HCS can be well described by a linear stability analysis of the granular version of the Navier-Stokes hydrodynamic equations [14–21]. The analysis clearly shows that the origin of the above instability is related to inelasticity in collisions, and since it is limited to small wave numbers, it can be avoided for sufficiently small systems. The study of diffusion in freely cooling granular gases provided in this paper is limited to situations where the HCS is stable and thus the granular gas maintains its homogeneous state.

As previously mentioned, in this article we analyze the diffusion of a tracer granular particle in a granular gas under HCS using a procedure that views the motion of the tracer particle as a random walk. It is important to remark that this procedure for inelastic collisions is fundamentally different from the one followed in granular kinetic theory [11] when one extends the conventional Chapman-Enskog method [9] to granular gases. In this paper, we will compare our findings derived from random walk arguments with (i) previous theoretical results [22, 23] for the tracer diffusion coefficient derived from the Chapman-Enskog solution in the so-called first and second Sonine approximations, and with (ii) our computer simulation results obtained from the DSMC method [24].

The organization of the article is as follows. In Sec. II, we describe the system (granular gas plus tracer particle) we are interested in and give some known relationships that will be used throughout this paper. The MSD of the tracer particle in terms of its elementary displacements (or free paths)  $\mathbf{r}_i$  is given in Sec. III and evaluated in Sec. IV. In this section it is shown that the MSD can be approximated by a geometric series (which we call the collisional series) where the ratio between the successive terms is expressed by means of averages that involve the velocities before and after the collision and the scattering angles. For inelastic collisions, this ratio is the mean-persistence ratio  $\langle\omega\rangle$  of kinetic theory of gases. In Sec. V, we provide a theoretical expression, denoted by  $\Omega$ , to estimate the collisional series ratio for a tracer particle moving in a granular gas in HCS. Computer simulation results obtained from the DSMC method [24] are presented in Sec. VI. These simulation data are used to validate that the collisional series closely approximates a geometric series and that  $\Omega$  accurately predicts its ratio. We also compare the MSD derived from  $\Omega$  with simulation data, finding surprisingly good agreement between theory and simulation. In Sec. VII, we further compare the theoretical and computational results derived here with those previously obtained [22] by solving the Boltzmann–Lorentz equation by means of the Chapman–Enskog method [9]. We end the paper in Sec. VIII where we collect some conclusions, remarks, and possible extensions of this work.

## II. TRACER PARTICLE MOVING IN A GRANULAR GAS UNDER HCS

We consider a physical system consisting of a tracer (or intruder) particle immersed in a granular gas. Both the tracer and particles of the granular gas are modeled as a gas of hard spheres with inelastic collisions. The intruder may be identical to or different from the gas particles (grains). The granular gas is assumed to be in HCS, namely, a homogeneous state where the granular temperature  $T$  decreases in time. Detailed descriptions and relevant equations are provided in Refs. [11, 25].

We denote the mass and diameter of the granular gas particles as  $m$  and  $\sigma$ , respectively, and those of the intruder as  $m_0$  and  $\sigma_0$ . Throughout this article, we use the convention that intruder-related quantities are indicated by a subscript 0. Accordingly, the inelasticity of collisions between granular gas particles is quantified by the coefficient of normal restitution  $\alpha$ , while the inelasticity for intruder-gas collisions is characterized by the coefficient of normal restitution  $\alpha_0$ .

Due to the inelastic character of collisions, the mean kinetic energy (granular temperature) of the granular gas decays with time. Its evolution equation is [10, 11]

$$\partial_t \ln T(t) = -\zeta(t), \quad (8)$$

where  $\zeta$  is the cooling rate. This quantity gives the rate

of energy dissipation due to inelastic collisions. Since for inelastic hard spheres  $\zeta(t) \propto \sqrt{T(t)}$ , the integration of Eq. (8) yields Haff’s law [26]:

$$T(t) = \frac{T(0)}{(1 + t/t_\zeta)^2}, \quad (9)$$

where  $T(0)$  is the initial temperature,  $t_\zeta = 2/\zeta(0)$  is the characteristic cooling time, and  $\zeta(0)$  is the cooling rate at  $t = 0$ . The partial temperature  $T_0(t)$  of the tracer particle is a relevant quantity at a kinetic level as it provides a measure of its mean kinetic energy. In the HCS,  $T_0(t) \propto T(t)$  but the temperature ratio  $T_0(t)/T(t)$  remains constant in time and, in general, is different from 1 (breakdown of kinetic energy assumption) [27]. The condition for determining the temperature ratio is  $\zeta(t) = \zeta_0(t)$ , where  $\zeta_0$  is the partial cooling rate associated with  $T_0$ . Given that both cooling rates are given in terms of the distribution functions of the granular gas and the tracer particles (whose exact forms are not known to date), one usually approximates these distributions by their Maxwellian forms. In this approximation and in terms of the auxiliary parameter

$$\beta = \frac{m_0 T}{m T_0}, \quad (10)$$

the temperature ratio is the unique positive root of the equation [25, 27]:

$$\begin{aligned} \frac{1 - \alpha^2}{d} &= \frac{2\sqrt{2}}{d} \mu \frac{\chi_0}{\chi} \left(\frac{\bar{\sigma}}{\sigma}\right)^{d-1} \left(\frac{1 + \beta}{\beta}\right)^{1/2} (1 + \alpha_0) \\ &\times \left[1 - \frac{1}{2} \mu (1 + \beta)(1 + \alpha_0)\right]. \end{aligned} \quad (11)$$

Here,  $d$  is the dimensionality of the system ( $d = 3$  for spheres and  $d = 2$  for disks), and  $\chi$  and  $\chi_0$  are the pair correlation functions at contact for the granular gas and the intruder-gas particles, respectively. Moreover,

$$\mu = \frac{m}{m + m_0}, \quad (12)$$

$$\bar{\sigma} = \frac{\sigma + \sigma_0}{2}. \quad (13)$$

Note that Eq. (11) can be converted into a cubic equation for  $\beta$ , allowing for an explicit, albeit cumbersome, solution. Nevertheless, the numerical resolution of Eq. (11) is straightforward and efficient. From Eqs. (9)-(11) one finds the intruder’s temperature,

$$T_0(t) = \frac{T_0(0)}{(1 + t/t_\zeta)^2}. \quad (14)$$

A decrease in the gas temperature (mean kinetic energy and, consequently, mean velocity) implies that the (average) collision frequencies  $\nu(t)$  and  $\nu_0(t)$  for grain-grain and intruder-grain collisions, respectively, are decreasing functions of time. The collision frequency  $\nu(t)$

is given by [11]

$$\nu(t) = \frac{\sqrt{2}\pi^{(d-1)/2}}{\Gamma(\frac{d}{2})} n \sigma^{d-1} \chi v_{\text{th}}(t) \quad (15)$$

where  $n$  denotes the number density of the granular gas particles and

$$v_{\text{th}} = \sqrt{\frac{2T(t)}{m}} \quad (16)$$

is the thermal velocity. The expression (15) for  $\nu$  is identical to that for molecular (elastic) gases, except that for granular gases the thermal velocity decreases over time due to the inelastic nature of collisions. The intruder-grain collision frequency  $\nu_0(t)$  is well approximated by the relation [25]

$$\nu_0(t) = \Upsilon \nu(t) \quad (17)$$

where

$$\Upsilon = \left(\frac{\bar{\sigma}}{\sigma}\right)^{d-1} \frac{\chi_0}{\chi} \left(\frac{1+\beta}{2\beta}\right)^{1/2}. \quad (18)$$

From the collision frequency  $\nu_0(t)$ , we obtain the average number of collisions in time  $t$ :

$$s_0(t) = \int_0^t \nu_0(t') dt' = \Upsilon s(t), \quad (19)$$

where

$$s(t) = \int_0^t \nu(t') dt' \quad (20)$$

is the mean number of collisions experienced by a granular gas particle with the other particles of the granular gas during time  $t$ . An explicit expression for  $\nu(t)$  is obtained by using Haff's law (9) in the thermal velocity expression (16). Integration of Eq. (15) yields

$$s(t) = \frac{2\nu(0)}{\zeta(0)} \ln \left( 1 + \frac{\zeta(0)}{2\nu(0)} t^* \right) = \frac{t_\zeta}{\tau(0)} \ln(1 + t/t_\zeta) \quad (21)$$

where  $t^* = \nu(0)t = t/\tau(0)$  is the time in units of the initial intercollisional time  $\tau(0) = \nu(t=0)^{-1}$  of the gas particles. From Eqs. (19) and (21) we obtain the mean number of intruder collisions up to time  $t$ :

$$s_0(t) = \frac{t_\zeta}{\tau_0(0)} \ln(1 + t/t_\zeta) \quad (22)$$

where  $\tau_0(0) = 1/\nu_0(0)$  is the initial mean collision time between the intruder and the gas particles. A good approximation for  $t_\zeta$  is given by  $t_\zeta/\tau(0) = 2d/(1-\alpha^2)$  [25], which, from Eq. (17), implies

$$\frac{t_\zeta}{\tau_0(0)} = \Upsilon \frac{t_\zeta}{\tau(0)} = \frac{2d\Upsilon}{1-\alpha^2}. \quad (23)$$

On the other hand, the Maxwell mean free path [28]  $\ell_M$  is defined as

$$\ell_M \equiv \frac{\bar{v}(t)}{\nu(t)}, \quad (24)$$

where  $\bar{v} \equiv \langle v \rangle$  denotes the average speed modulus. The Maxwell mean free path of the particles of the granular gas has the same form as for conventional molecular (elastic) gases:

$$\ell_M = \frac{\bar{v}(t)}{\nu(t)} = \frac{\Gamma(\frac{d+1}{2})}{\sqrt{2}\pi^{(d-1)/2}} \frac{1}{n\sigma^{d-1}\chi}. \quad (25)$$

Analogously, the Maxwell mean free path of the intruder,  $\ell_{0M} \equiv \bar{v}_0(t)/\nu_0(t)$ , is given by [25]

$$\ell_{0M} = \frac{\ell_M}{\Upsilon\sqrt{\beta}}. \quad (26)$$

### III. THE INTRUDER AS A RANDOM WALKER. MEAN SQUARE DISPLACEMENT

Taking the intruder's position  $\mathbf{R}(t=0)$  immediately after a collision as the initial position and this collision time as  $t=0$ , the intruder's position after  $N$  collisions is  $\mathbf{R}_N = \sum_{i=1}^N \mathbf{r}_i$ , where  $\mathbf{r}_i$  is the  $i$ -th displacement between the  $i$ -th and  $(i-1)$ -th collisions (with the initial collision labeled as 0). As usual, the intruder diffusion is quantified by the variance of its position after time  $t$ . With no external forces, the mean position is  $\langle \mathbf{R}(t) \rangle = 0$ , so the variance is simply  $\langle R^2 \rangle$ .

To evaluate the intruder's position variance  $\langle R^2(t) \rangle$  after time  $t$ , we begin by considering the variance after  $N$  displacements (or equivalently, steps or collisions):

$$\begin{aligned} \langle R_N^2 \rangle &= \langle \mathbf{R}_N \cdot \mathbf{R}_N \rangle \\ &= \sum_{i=1}^N \langle \mathbf{r}_i \cdot \mathbf{r}_i \rangle + 2 \sum_{i=1}^{N-1} \langle \mathbf{r}_i \cdot \mathbf{r}_{i+1} \rangle + 2 \sum_{i=1}^{N-2} \langle \mathbf{r}_i \cdot \mathbf{r}_{i+2} \rangle \\ &\quad + \dots \end{aligned} \quad (27)$$

In a HCS state, free paths between collisions are time-independent (see Sec. VII), so that

$$\begin{aligned} \langle R_N^2 \rangle &= N \langle \mathbf{r}_1 \cdot \mathbf{r}_1 \rangle + 2(N-1) \langle \mathbf{r}_1 \cdot \mathbf{r}_2 \rangle + 2(N-2) \langle \mathbf{r}_1 \cdot \mathbf{r}_3 \rangle \\ &\quad + \dots \\ &= N \langle \mathbf{r}_1 \cdot \mathbf{r}_1 \rangle + 2 \sum_{k=1}^{N-1} (N-k) \langle \mathbf{r}_1 \cdot \mathbf{r}_{1+k} \rangle. \end{aligned} \quad (28)$$

Equation (28) can be rewritten as

$$\langle R_N^2 \rangle = N \ell_e^2 \quad (29)$$

where  $\ell_e$  is the effective free path. This name is justified because the MSD of a walk with  $N$  isotropic, uncorrelated steps of fixed size  $\ell_e$  is exactly given by Eq. (29).



Note that  $\ell_e^2$  is the MSD of the intruder per collision. Comparing Eq. (29) with Eq. (28), the effective free path can be approximated by

$$\ell_e^2 \approx \langle r_1^2 \rangle + 2\langle \mathbf{r}_1 \cdot \mathbf{r}_2 \rangle + 2\langle \mathbf{r}_1 \cdot \mathbf{r}_3 \rangle + \dots \quad (30)$$

for large  $N$ . Upon writing Eq. (30) we have assumed that steps  $\mathbf{r}_1$  and  $\mathbf{r}_k$  decorrelate rapidly enough that the error in the approximation

$$(N - k - 1) \langle \mathbf{r}_1 \cdot \mathbf{r}_k \rangle \approx N \langle \mathbf{r}_1 \cdot \mathbf{r}_k \rangle \quad (31)$$

is negligible even for large  $k$ . This assumption holds except for extreme cases where the mass ratio  $m_0/m$  is large and the diameter ratio  $\sigma_0/\sigma$  is small (see Sec. VI). In fact, we will show that, to a very good approximation, these correlations decay exponentially, with  $\langle \mathbf{r}_1 \cdot \mathbf{r}_k \rangle$  tending towards zero as  $k$  increases. This point will be discussed in Sec. VI.

It is convenient to rewrite Eq. (30) as

$$\begin{aligned} \frac{\ell_e^2}{\langle r^2 \rangle} &= \frac{\langle R_N^2 \rangle}{N \langle r^2 \rangle} \approx 1 + \frac{2\langle \mathbf{r}_1 \cdot \mathbf{r}_2 \rangle}{\langle r^2 \rangle} + \frac{2\langle \mathbf{r}_1 \cdot \mathbf{r}_3 \rangle}{\langle r^2 \rangle} + \dots \\ &\equiv \sum_{k=1}^{\infty} c_k, \end{aligned} \quad (32)$$

where we have defined

$$c_1 = 1, \quad (33a)$$

$$c_k \equiv 2 \frac{\langle \mathbf{r}_1 \cdot \mathbf{r}_k \rangle}{\langle r^2 \rangle}, \quad k \geq 2. \quad (33b)$$

The notation  $\langle r^2 \rangle$  is introduced as a simplification of  $\langle r_1^2 \rangle$ , i.e.,  $\langle r^2 \rangle \equiv \langle r_1^2 \rangle$ . We call collisional series to the series in Eq. (30) and *reduced* collisional series to  $\sum_{n=1}^{\infty} c_n$ . In summary, Eqs. (29) and (32) tell us that the MSD of the intruder per step,  $\langle R_N^2 \rangle/N$ , is the mean square free path,  $\langle r^2 \rangle$ , corrected by the reduced collisional series.

As stated in Sec. I, neglecting collision persistence (i.e., assuming isotropic post-collision scattering) leads to  $\langle \mathbf{r}_i \cdot \mathbf{r}_j \rangle = 0$  for  $i \neq j$ . In this approximation, one gets the elementary MSD  $\langle R_N^2 \rangle = N \langle r^2 \rangle$ . Thus, the reduced collisional series corrects the elementary MSD to yield the correct MSD. In this context, the reduced collisional series quantify the impact of the collision persistence on the MSD of the intruder.

Finally, to relate  $\langle R^2(t) \rangle$  and  $\langle R_N^2 \rangle$ , we consider the probability density function (pdf) of the intruder's position  $\mathbf{R}$  at time  $t$ :

$$P(\mathbf{R}, t) = \sum_{N=0}^{\infty} P_N(\mathbf{R}) \xi_N(t). \quad (34)$$

Here,  $P_N(\mathbf{R})$  is the pdf of the position of the walker after  $N$  steps and  $\xi_N(t)$  is the probability of taking exactly  $N$  steps by time  $t$ . Substituting Eq. (34) into the relation

$$\langle R^2(t) \rangle = \int P(\mathbf{R}, t) R^2 d\mathbf{R} \quad (35)$$

and swapping the summation and integration order, we get

$$\langle R^2(t) \rangle = \sum_{N=0}^{\infty} \xi_N(t) \int P_N(\mathbf{r}) R^2 d\mathbf{R} = \sum_{N=0}^{\infty} \xi_N(t) \langle R_N^2 \rangle. \quad (36)$$

Using Eq. (29), we arrive at

$$\langle R^2(t) \rangle = \ell_e^2 \sum_{N=0}^{\infty} \xi_N(t) N = \langle N(t) \rangle \ell_e^2 \equiv s_0(t) \ell_e^2, \quad (37)$$

where  $\langle N(t) \rangle$  is the average number of steps (collisions) taken by the random walker (the intruder) up to time  $t$ . We denoted  $\langle N(t) \rangle$  as  $s_0(t)$  in Sec. II.

#### IV. MSD AS A GEOMETRIC SERIES

Since  $s_0(t)$  is known [see Eq. (22)], Eq. (30) indicates that to evaluate  $\langle R^2(t) \rangle$  we need only to evaluate  $\ell_e^2$ , i.e., the averages  $\langle \mathbf{r}_1 \cdot \mathbf{r}_k \rangle$ . Exact evaluation of these quantities, even for small  $k$  and molecular (elastic) gases, is challenging (see Ref. [8] for more details). Unfortunately, the method used in Ref. [8] to rigorously compute these quantities cannot be used for granular gases because detailed balance is not satisfied when the collisions between the particles are inelastic. Nevertheless, Ref. [8] showed that the method followed in this paper built on reasonable approximations produced an estimate of  $\langle \mathbf{r}_1 \cdot \mathbf{r}_k \rangle / \langle r^2 \rangle$  that was in excellent agreement with the exact values. These approximations implied that the reduced collisional series (32) formed a geometric series (or, in other words, that  $\langle \mathbf{r}_1 \cdot \mathbf{r}_k \rangle$  decays exponentially), which led to the simple (and very accurate) expression given in Eq. (6). Here, we will extend this approximation to granular gases, recovering the results of Ref. [8] in the elastic limit.

Therefore, we need to evaluate the terms  $2\langle \mathbf{r}_1 \cdot \mathbf{r}_k \rangle / \langle r^2 \rangle$  for  $k \geq 1$ . To do this, we will follow similar steps to those used in Ref. [8] when collisions are elastic. We start by assuming that the lengths of the first step,  $r_1$ , and the  $k$ -th step,  $r_k$ , along with the angle  $\theta_{1,k}$  between  $\mathbf{r}_1$  and  $\mathbf{r}_k$ , are mostly uncorrelated. This leads to

$$\begin{aligned} \frac{2\langle \mathbf{r}_1 \cdot \mathbf{r}_k \rangle}{\langle r^2 \rangle} &= \frac{2\langle r_1 r_k \cos \theta_{1,k} \rangle}{\langle r^2 \rangle} \\ &\approx \frac{2\langle r_1 \rangle \langle r_k \rangle \langle \cos \theta_{1,k} \rangle}{\langle r^2 \rangle} = \frac{2\langle r \rangle^2 \langle \cos \theta_{1,k} \rangle}{\langle r^2 \rangle}. \end{aligned} \quad (38)$$

Note that  $\langle r_1 \rangle \equiv \langle r \rangle$  is the mean free path of the intruder, which we will also denote by  $\ell_0$ . A simple approximation for  $\langle r^2 \rangle$  is  $\langle r^2 \rangle \approx 2\ell_0^2$  (see Sec. VII). Thus, Eq. (38) becomes

$$\frac{2\langle \mathbf{r}_1 \cdot \mathbf{r}_k \rangle}{\langle r^2 \rangle} \approx \langle \cos \theta_{1,k} \rangle. \quad (39)$$

The angles  $\theta_{1,k}$ ,  $\theta_{1,2}$  and  $\theta_{k-1,k}$  are related by the spherical cosine law:

$$\cos \theta_{1,k} = \cos \theta_{1,2} \cos \theta_{k-1,k} + \sin \theta_{1,2} \sin \theta_{k-1,k} \cos \varphi_{1,2,k}, \quad (40)$$

where  $\varphi_{1,2,k}$  is the angle between the plane generated by the vectors  $\mathbf{r}_1$  and  $\mathbf{r}_2$ , and the plane generated by the vectors  $\mathbf{r}_{k-1}$  and  $\mathbf{r}_k$ . Due to the rotational symmetry of collisions along the direction of the precollisional displacement  $\mathbf{r}_1$  (or velocity  $\mathbf{v}_1$ ), all values of  $\varphi_{1,2,k}$  are equally probable. Therefore  $\langle \sin \theta_{1,2} \sin \theta_{k-1,k} \cos \varphi_{1,2,k} \rangle = 0$ , and

$$\langle \cos \theta_{1k} \rangle = \langle \cos \theta_{1,2} \cos \theta_{2,k} \rangle. \quad (41)$$

Neglecting correlations between successive scattering angles, we find that

$$\langle \cos \theta_{1k} \rangle \approx \langle \cos \theta_{1,2} \rangle \langle \cos \theta_{2,k} \rangle. \quad (42)$$

Repeating this procedure for  $\langle \cos \theta_{2,k} \rangle$ , then for  $\langle \cos \theta_{3,k} \rangle$ , and so on, we find that

$$\langle \cos \theta_{1k} \rangle \approx \prod_{i=1}^{k-1} \langle \cos \theta_{i,i+1} \rangle, \quad k \geq 2. \quad (43)$$

Although the granular temperature decreases in time due to the inelastic character of collisions,  $\langle \cos \theta_{i,i+1} \rangle$  is independent of  $i$  (i.e., it does not depend on time) because the scattering angle in a collision depends on the normal restitution coefficient, not the speed of the colliding particles. Therefore,

$$\langle \cos \theta_{1k} \rangle \approx \langle \cos \theta_{1,2} \rangle^{k-1}. \quad (44)$$

Note that all the arguments shown so far are analogous to those for molecular gases [8].

We now relate the computation of  $\langle \cos \theta_{1,2} \rangle$  to the mean-persistence ratio  $\langle \omega \rangle$ . This quantity is usually defined in kinetic gas theory as (see Sec. 5.5 of chapter 5 of [9], for example):

$$\langle \omega \rangle = \left\langle \frac{v_2}{v_1} \cos \theta_{1,2} \right\rangle. \quad (45)$$

In order to connect  $\langle \cos \theta_{1,2} \rangle$  with  $\langle \omega \rangle$  we write

$$\langle \cos \theta_{1,2} \rangle = \left\langle \frac{v_1}{v_2} \frac{v_2}{v_1} \cos \theta_{1,2} \right\rangle \approx \left\langle \frac{v_1}{v_2} \right\rangle \left\langle \frac{v_2}{v_1} \cos \theta_{1,2} \right\rangle \equiv \Omega, \quad (46)$$

where

$$\Omega = \left\langle \frac{v_1}{v_2} \right\rangle \langle \omega \rangle. \quad (47)$$

We will refer to this quantity as perseverance. It is closely related to the collision mean-persistence ratio  $\langle \omega \rangle$  and equal to it when  $\langle v_1/v_2 \rangle = 1$  (elastic collisions).

Combining Eqs. (39), (44), and (46), we find [see Eq. (33b)]

$$c_k \equiv \frac{2 \langle \mathbf{r}_1 \cdot \mathbf{r}_k \rangle}{\langle r^2 \rangle} \approx \Omega^{k-1} \quad (48)$$

for  $k \geq 2$  (recall that  $c_1 \equiv 1$ ). This is one of the key results of the present article. Substituting this result into Eq. (28) yields

$$\langle R_N^2 \rangle \approx \langle r^2 \rangle \sum_{k=0}^{N-1} (N-k) \Omega^k = \frac{\langle r^2 \rangle}{1-\Omega} \left[ N - \frac{\Omega(1-\Omega^N)}{1-\Omega} \right] \quad (49)$$

For large  $N$

$$\langle R_N^2 \rangle \approx \frac{\langle r^2 \rangle}{1-\Omega} N \quad (50)$$

or, in terms of the time,

$$\langle R^2(t) \rangle = \langle N(t) \rangle \frac{\langle r^2 \rangle}{1-\Omega}. \quad (51)$$

In terms of the effective free path, this relation is equivalent to

$$\frac{\ell_e^2}{\langle r^2 \rangle} = \frac{\langle R^2 \rangle}{\langle N \rangle \langle r^2 \rangle} \approx \frac{1}{1-\Omega}. \quad (52)$$

Equation (51) [or (52)] is a fundamental equation in this work. It tells us how the MSD of the tracer (or intruder) particle differs from that of a particle scattered by collisions with equiprobable spatial re-emission. The “elementary” relation  $\langle R^2 \rangle = \langle N \rangle \langle r^2 \rangle$  (equivalent to setting  $\Omega = 0$ ) would apply in that case. Equation (51) shows us that the particle’s persistence in maintaining its direction after collisions results in a positively correlated random walk, resulting in an actual MSD exceeding that without persistence.

#### A. M. Smoluchowski and J. H. Jeans

The stochastic, random walk procedure, where we follow the particle of interest (intruder) and treat each collision as a random event, comes from M. Smoluchowski, a pioneer in what we now call stochastic processes. This is the approach we have used here. Although there are some differences between our method and the method of Smoluchowski, there are also strong similarities (see Sec. 11 of Ref. [2]). Smoluchowski assumed a constant scattering angle  $\theta$  (which he denotes as  $\varepsilon$ ), and a fixed free path length  $l$  ( $l \equiv r_1 = r_2 = \dots = \text{const.}$ ). A recurrence relation between  $\langle R_N^2 \rangle$  and  $\langle R^2(N-1) \rangle$  was then found, yielding exactly Eq. (51) for large  $N$ , if we equate  $\Omega$  with  $\cos \varepsilon$  and  $\langle r^2 \rangle$  with  $2l^2$ .

On the other hand, J. H. Jeans knew (see Sec. 168 of Ref. [6]) that collision persistence had to be considered for a more accurate description of molecular diffusion in

gases. Smoluchowski was also aware of this: see Sec. 7 of Ref. [1], where Jeans' article [5] is referenced. Taking collision persistence into account, Jeans suggested the improved formula  $D = D_{\text{eKT}}/(1 - \omega)$  (for elastic collisions only), identifying  $\omega$  as the mean-persistence ratio. However, Jeans did not connect his formula with Smoluchowski's, i.e., the parameter  $\omega$  (which he denotes as  $\theta$ ) is an estimate of Smoluchowski's  $\cos \varepsilon$ .

Based on the preceding discussion, it might be appropriate to refer to our equation (51) as the inelastic Smoluchowski-Jeans equation.

## B. Connection to Polymer Physics

The trajectory of a particle (the intruder) after  $N$  collisions,  $\{\mathbf{r}_1, \mathbf{r}_2, \dots, \mathbf{r}_N\}$ , can be viewed as a polymer configuration with  $N + 1$  monomers, where  $\mathbf{r}_i$  is the vector connecting monomer  $i$  to  $i - 1$  (monomers are placed at intruder collision points). From this viewpoint, readers familiar with polymer physics will recognize our effective free path  $\ell_e$ , defined by Eq. (29), as the Kuhn length [29]. Furthermore, if we identify  $\langle r^2 \rangle$  with the square of the bond length, then  $\langle R^2 \rangle / (N \langle r^2 \rangle)$  [see Eq. (32)] is the Flory characteristic ratio in polymer physics.

From equation (48), we learn that the correlation between collisions decay exponentially:

$$\langle \mathbf{r}_1 \cdot \mathbf{r}_{1+n} \rangle \sim \Omega^n = \exp[n \ln \Omega] = \exp[-n/\tilde{n}] \quad (53)$$

where

$$\tilde{n} = -1/\ln \Omega \quad (54)$$

are the persistence collisions. Borrowing the terminology employed to define persistence length in polymers (see Ref. [30], Sec. 2.3), persistence collisions  $\tilde{n}$  can *roughly* be considered as the maximum number of collisions that the intruder can have while its trajectory  $\{\mathbf{r}_1, \mathbf{r}_2, \dots, \mathbf{r}_{\tilde{n}}\}$  remains roughly straight; at greater number of collisions, the bending of the  $\mathbf{r}_k$  connections destroy the memory of the trajectory direction. A more detailed discussion on persistence collisions for elastic collisions is given at the end of section IV of Ref. [8].

## C. MSD regimes with respect to $N$ and time

Although this article primarily focus on intruder diffusion in the long-time (or high number of collisions) regime [where Equations (50) and (51) hold], in this subsection we provide a brief qualitative overview of the MSD for other time regimes.

### 1. Scaling of the MSD with the number of collisions

In the preceding subsection IV B, we established that the trajectory approximates a straight line when the

number of collisions  $N$  is less than or of the order of the persistence collisions  $\tilde{n}$ . Consequently, for  $N \lesssim \tilde{n}$ , the displacement  $R$  scales linearly with  $N$ , leading to  $\langle R^2 \rangle \sim N^2$ . This outcome can also be deduced directly from Eq. (49): the condition for a quasi-ballistic trajectory over a substantial number of collisions requires  $\Omega$  approaching unity, as then  $\tilde{n} = -1/\ln \Omega \approx 1/(1 - \Omega)$  becomes relatively large. In this case, Eq. (49) becomes

$$\frac{\langle R_N^2 \rangle}{\langle r^2 \rangle} = \frac{N + N^2}{2} + \frac{N - N^3}{6} (1 - \Omega) + \mathcal{O}(1 - \Omega)^2. \quad (55)$$

This equation tell us that the MSD is ballistic, i.e.,  $\langle R_N^2 \rangle$  grows as  $N^2$ , for  $1 \ll N \ll \tilde{n}$ . This ballistic regime ceases when the  $N^2$  term approaches the magnitude of the  $N^3(1 - \Omega)$  term, a condition satisfied when  $N \approx 1/(1 - \Omega) \approx \tilde{n}$ . Consequently, for  $N \gg \tilde{n}$ , the ballistic displacement regime vanishes (as the bending of the  $\mathbf{r}_k$  connections disrupts trajectory direction memory), and the diffusive regime,  $\langle R_N^2 \rangle \sim N$ , as described by Eq. (50), is established.

### 2. Scaling of the the average number of collisions with time

From Eq. (22), it is easy to see that  $s_0 \sim \ln(t/t_\zeta)$  for  $t \gg t_\zeta$  while  $s_0 \sim t/\tau_0(0)$  for  $t \ll t_\zeta$ . The physical meaning of this expression is clear. Equation (14) shows that the intruder's temperature (i.e., its velocity) changes negligibly for  $t \ll t_\zeta$ . This occurs because energy loss from collisions with gas particles is minimal in this regime, keeping the intruder's velocity close to its initial value. Therefore, the number of collisions  $s_0(t)$  is simply the time over the mean collision time:  $t/\tau_0(0)$ . At times much greater than  $t_\zeta$ , the intruder's velocity and collision frequency have changed substantially from their initial values and both decay as  $t_\zeta/t$ . This results in a logarithmic growth  $s_0 \sim \ln(t/t_\zeta)$  of the number of collisions for  $t \gg t_\zeta$ .

### 3. Scaling of the MSD with time

To determine the detailed time dependence of the MSD for all times we should use Eq. (49) together with Eq. (36). However, a simpler analysis is sufficient for our purpose of determining the scaling of the MSD with time. Thus, we assume that the number of collisions  $N$  up to a given  $t$  is similar to its mean value,  $N \approx \langle N \rangle \equiv s_0(t)$  (i.e., we assume that the variance of  $N$  is small). This is equivalent to the approximation  $\xi_N(t) \approx \delta(N - s_0(t))$  in equation (36), where  $\delta$  is the Dirac delta. In other words, to estimate the MSD for all times we will use the relationship

$$\langle R^2(t) \rangle \approx \langle R_{N=s_0(t)}^2 \rangle \quad (56)$$

with  $\langle R_N^2 \rangle$  given by Eq. (49).

Obviously, for times less than or comparable to the mean collision time  $\tau_0(0)$ , i.e., before the first collision, the trajectory of the intruder is straight, and thus  $\langle R^2(t) \rangle \sim t^2$ . We will call this (trivial) temporal regime the pre-collisional regime. But we know that, due to the persistence of the collisions, the trajectory of the intruder remains roughly straight beyond the first collision for  $\tilde{n}$  collisions, i.e., until times of order of  $t_{\tilde{n}}$  where  $s_0(t_{\tilde{n}}) = \tilde{n}$ . Thus, beyond the precollisional regime, we distinguish three temporal regimes depending on the values of  $t_{\tilde{n}}$  and  $t_\zeta$ :

1. *Early time regime or ballistic regime:*  $\tau_0(0) \ll t \ll \min\{t_{\tilde{n}}, t_\zeta\}$ . In this case, (i) the movement of the intruder is roughly straight,  $\langle R^2 \rangle \sim s_0^2$ , because  $t \ll t_{\tilde{n}}$  and (ii)  $s_0(t) \sim t$  because  $t \ll t_\zeta$ . These two facts imply ballistic motion,  $\langle R^2 \rangle \sim s_0^2 \sim t^2$ .
2. *Intermediate time regime.* We distinguish two cases:
  - (a)  $t_{\tilde{n}} \ll t \ll t_\zeta$ . Here the motion of the intruder is diffusive in the number of collisions,  $\langle R^2 \rangle \sim s_0$ , because  $t_{\tilde{n}} \ll t$ . Since  $s_0(t) \sim t$  because  $t \ll t_\zeta$ , this implies  $\langle R^2 \rangle \sim s_0 \sim t$ , i.e., normal diffusive behavior. Note that this intermediate normal diffusive regime becomes the *final* diffusive regime for elastic collisions because, in this case,  $t_\zeta \rightarrow \infty$  [see Eq. (23)]. This normal diffusive regime has been studied in detail using our random walk approach in Ref. [8].
  - (b)  $t_\zeta \ll t \ll t_{\tilde{n}}$ . Here the motion of the intruder is ballistic with respect to the number of collisions,  $\langle R^2 \rangle \sim s_0^2$ , because  $t \ll t_{\tilde{n}}$ . But, on the other hand,  $s_0(t) \sim \ln t$  when  $t_\zeta \ll t$ . Thus,  $\langle R^2 \rangle \sim s_0^2 \sim \ln^2 t$ . Note that  $t_\zeta \ll t_{\tilde{n}}$  holds when  $\alpha$  is not close to 1 [see Eq. (23)] and  $\Omega$  is very close to 1 [see Eq. (54)]. In Sec. V we will show that  $\Omega$  becomes closer to 1 as  $m_0/m$  increases and  $\sigma_0/\sigma$  decreases.
3. *Long-time regime:*  $\max\{t_{\tilde{n}}, t_\zeta\} \ll t$ . Here, again, the motion is diffusive with respect to the number of collisions,  $\langle R^2 \rangle \sim s_0$ , because  $t_{\tilde{n}} \ll t$ . But now the number of collisions decays logarithmically,  $s_0 \sim \ln t$ , because  $t_\zeta \ll t$ . This implies  $\langle R^2 \rangle \sim s_0 \sim \ln t$ , which is a subdiffusive behaviour (sometimes termed ultraslow as the MSD grows slower than any power of time).

The intermediate regime can not be detected when  $t_{\tilde{n}}$  and  $t_\zeta$  are similar. Furthermore, if these times are not much larger than  $\tau_0(0)$ , the time dependence of the MSD does not exhibit the well-defined functional forms of the first two regimes, and only the long time subdiffusive regime is clearly observable (aside from the pre-collisional regime at very short times). This long-time temporal regime is main subject of this article, and it is the regime

to which Eqs. (50) and (51) apply. In Refs. [31–33], Bodrova et al. considered the all-time temporal evolution of the MSD for an intruder in a granular gas in the HCS state (and also in granular gas mixtures). They provided an equation for the MSD at any instant and described two temporal regimes: ballistic for  $t \ll t_\zeta$  and subdiffusive (logarithmic, ultraslow) for  $t_\zeta \ll t$ , although no intermediate temporal regime was identified.

Although the mechanisms and regimes identified differ, the presence of various regimes in the MSD has been previously observed in MD simulations of freely cooling viscoelastic grains [34] and confined granular gases [35].

## V. PERSEVERANCE FOR INELASTIC HARD SPHERES

Our main formula (51), or (52), tells us that collision persistence modifies the MSD of a particle by a factor  $1/(1 - \Omega)$  relative to the MSD without persistence. To make this equation useful, we need to determine the perseverance  $\Omega = \langle v_1/v_2 \rangle \omega$  in terms of the parameter space of the system (intruder immersed in a granular gas in the HCS). Since the mean-persistence ratio  $\langle \omega \rangle$  is a dimensionless quantity, it should be a function of the mass  $m_0/m$  and diameter  $\sigma_0/\sigma$  ratios and the coefficients of restitution  $\alpha$  and  $\alpha_0$ . In the following two subsections, we will provide expressions for the mean-persistence ratio  $\langle \omega \rangle$  and the average pre- to post-collisional intruder velocity ratio,  $\langle v_1/v_2 \rangle$ , for this system.

### A. Mean-persistence ratio for inelastic hard spheres collisions

The mean-persistence ratio for elastic hard sphere collisions has been exactly calculated in Sec. 5.5 of Ref. [9]. However, for inelastic collisions, the evaluation of  $\langle \omega \rangle$  requires to take some approximations since the exact form of the velocity distributions of the intruder  $f_0$  and granular gas particles  $f$  are not known to date [11]. As usual, to estimate  $\langle \omega \rangle$  for inelastic hard spheres we take Maxwellian distributions defined at their corresponding temperatures for  $f_0$  and  $f$ . Some technical details on this calculation are provided in the Appendix A. The final expression of  $\langle \omega \rangle$  for a three-dimensional system ( $d = 3$ ) is

$$\langle \omega \rangle = 1 - \frac{1}{2} \frac{1 + \alpha_0}{1 + m_0/m} [1 - \tilde{\omega}(\beta)], \quad (57)$$

with

$$\tilde{\omega}(x) = \frac{x}{2} \left[ \frac{x}{\sqrt{1+x}} \ln \left( \frac{1 + \sqrt{1+x}}{\sqrt{x}} \right) - 1 \right]. \quad (58)$$

If we set  $\alpha = \alpha_0 = 1$ , then  $T_0/T = 1$  and  $\beta = m/m_0$ , so that we get back the standard result for elastic hard spheres [9].



### B. Average Pre- to Post-Collisional Intruder Velocity Ratio

We now evaluate the average  $\langle v_1/v_2 \rangle$ , where  $v_1$  and  $v_2$  are the modulus of the pre- and post-collisional velocities of the intruder. Given that this calculation is quite intricate, we approximate this as

$$\left\langle \frac{v_1}{v_2} \right\rangle \approx \frac{\bar{v}_0(t)}{\bar{v}_0(t + \tau_0)} \quad (59)$$

where  $\tau_0(t) = 1/\nu_0(t)$  is the mean time between two successive collisions of the intruder with the gas particles, and  $\bar{v}_0(t)$  denotes the average speed modulus of the intruder at time  $t$ .

To estimate  $\bar{v}_0(t)$ , we consider the time evolution of the intruder's temperature  $T_0(t)$ . From Eqs. (8) and (10) one realizes that

$$\partial_t \ln T_0 = -\zeta(t). \quad (60)$$

Because  $T_0 \propto \bar{v}_0^2$ , Eq. (60) implies

$$\frac{d\bar{v}_0}{dt} = -\frac{1}{2}\zeta(t)\bar{v}_0. \quad (61)$$

So, if we integrate Eq. (61) between  $t$  and  $t + \tau_0$ , we get

$$\begin{aligned} \bar{v}_0(t + \tau_0) - \bar{v}_0(t) &= - \int_t^{t+\tau_0} \frac{\zeta(t')}{2} \bar{v}_0(t') dt' \\ &= - \frac{\zeta(t)\tau_0(t)}{4} [\bar{v}_0(t + \tau_0) + \bar{v}_0(t)]. \end{aligned} \quad (62)$$

In the last expression, we (i) have assumed that the cooling rate  $\zeta(t)$  does not change much during the microscopic time interval  $\tau_0$  and, so, it can be considered constant in the integral, and (ii) we have approximated the remaining integral using the trapezoidal rule. From Eq. (62) we find

$$\frac{\bar{v}_0(t)}{\bar{v}_0(t + \tau_0)} = \frac{1 + \zeta\tau_0/4}{1 - \zeta\tau_0/4}. \quad (63)$$

Since  $\zeta(t) \propto T(t)^{1/2}$  and  $\tau_0(t) = \nu_0(t)^{-1} \propto T(t)^{-1/2}$ , it turns out that  $\zeta(t)\tau_0(t) = \zeta(t)/\nu_0(t)$  does not depend on time. Thus, from Eq. (17) one achieves the expression

$$\zeta(t)\tau_0(t) = \frac{1 - \alpha^2}{d\Upsilon}, \quad (64)$$

where use has been made of the result [25]

$$\zeta(t)\tau(t) = \frac{1 - \alpha^2}{d}. \quad (65)$$

Inserting Eq. (64) into Eq. (63), and taking into account Eq. (59), we find

$$\left\langle \frac{v_1}{v_2} \right\rangle \approx \frac{4d\Upsilon - \alpha^2 + 1}{4d\Upsilon + \alpha^2 - 1}. \quad (66)$$

Finally, from Eqs (47), (57), and (66), we obtain the following approximated expression for the perseverance  $\Omega$ :

$$\Omega = \frac{4d\Upsilon + 1 - \alpha^2}{4d\Upsilon - 1 + \alpha^2} \left\{ 1 - \frac{1}{2} \frac{1 + \alpha_0}{1 + m_0/m} [1 - \tilde{\omega}(\beta)] \right\}. \quad (67)$$

This equation, along with Eq. (48) [and then Eqs. (49) and (51)], is likely the main result of the present work.

## VI. DEPENDENCE OF $\langle \mathbf{r}_1 \cdot \mathbf{r}_k \rangle$ ON $k$ AND MSD IN UNITS OF $\langle r^2 \rangle$ . COMPARISON WITH SIMULATIONS

In Sec. IV, we derived the key result (48), showing that  $\langle \mathbf{r}_1 \cdot \mathbf{r}_k \rangle$  is proportional to  $\Omega^{k-1}$ . This makes the reduced collisional series (32) a geometric series with ratio  $\Omega$ . From this, we got our main result: Eqs. (51) and (67) for the MSD of the intruder. Now, we want to assess the accuracy of these theoretical predictions. In this section we consider the diffusion of an intruder in a 3D granular gas. We will test the validity of Eqs. (48), (51), and our expression for  $\Omega$ , Eq. (67), comparing them with DSMC results.

### A. Dependence of $\langle \mathbf{r}_1 \cdot \mathbf{r}_k \rangle$ on $k$

From the definitions of  $c_k$  in Eq. (33), we see that studying the  $k$ -dependence of  $\langle \mathbf{r}_1 \cdot \mathbf{r}_k \rangle$  is equivalent to studying the  $k$ -dependence of  $c_k$ . Equation (48) implies

$$\frac{c_{k+1}}{c_k} \approx \Omega, \quad \forall k \quad (68a)$$

i.e.,  $c_{k+1}/c_k \approx \Omega$  for all  $k$ . To validate these relations, we will compare the theoretical expression of  $\Omega$  [given by Eq. (67)] with the numerical values of  $c_{k+1}/c_k$  obtained by means of the DSMC method [24] for inelastic hard spheres (implementation details of this method are provided in the Appendix B).

Given that the parameter space of our system (constituted by the parameters  $\alpha_0$ ,  $\alpha$ ,  $m_0/m$ ,  $\sigma_0/\sigma$ , and the reduced density  $n\sigma^3$ ) is quite large, a full comparison between theory and simulations exceeds the scope of this article. For this reason, we will compare results for a limited set of representative cases. Additionally, we consider the low-density regime ( $n\sigma^3 \rightarrow 0$ ), and hence the pair correlation functions are  $\chi = \chi_0 = 1$ .

In Table I, simulation results are presented for the initial four values of  $c_{k+1}/c_k$  for 24 cases with different masses, sizes, and normal restitution coefficients. The agreement between simulation and theory is excellent: simulated values for  $k = 1, 2, 3$ , and 4 closely match the theoretical values of  $\Omega$  obtained from Eq. (67); differences are rarely above a couple of hundredths and usually much smaller. This is especially true for  $c_2/c_1$ , where the difference from the theoretical  $\Omega$  is always less than one

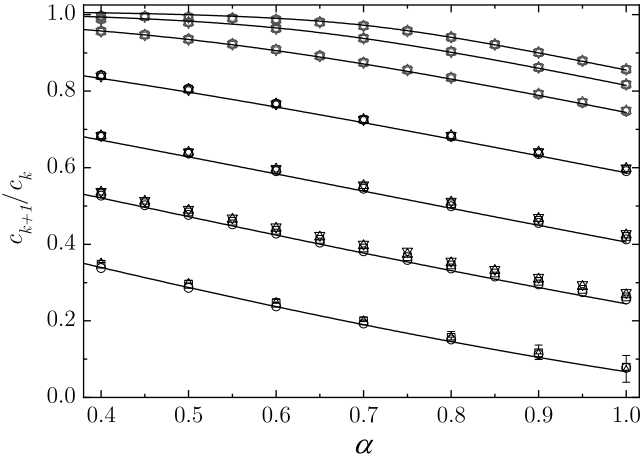


FIG. 1. DSMC values of the first ratios  $c_{k+1}/c_k$  of the reduced collisional series vs the (common) coefficient of restitution  $\alpha = \alpha_0$  for  $k = 1, 2, 3, 4$  (circles, squares, up triangles, down triangles, respectively) and, for from top to bottom,  $m_0/m = 8, 6, 4, 2, 1, 1/2, 1/8$  with  $\sigma_0/\sigma = 1$ . Here, and in the rest of the figures, the absence of error bars indicates that the standard error is smaller than the size of the symbols. Due to large statistical errors, especially at  $\alpha = 0.9$  and  $1$ , we have not included simulation data for  $c_5/c_4$  when  $m_0/m = 1/8$ . The error bars shown for  $m_0/m = 1/8$  correspond to the uncertainty in  $c_4/c_3$ . The solid lines represent  $\Omega$  defined by Eq. (67).

hundredth. This is of significant relevance given that the first two terms in the reduced collisional series are the most important (especially as  $\Omega$  decreases).

Figure 1 further compares simulated  $c_{k+1}/c_k$  values for  $k = 1, 2, 3$ , and  $4$  with the theoretical values of  $\Omega$  for additional cases. The figure shows that the agreement between simulation and  $\Omega$  worsens as  $k$  increases, though this effect diminishes with increasing the mass ratio  $m_0/m$ . For  $m_0/m \geq 2$ , simulation symbols for different  $k$  values are barely distinguishable. For a given value of  $k$ ,  $c_{k+1}/c_k$  increases with  $m_0/m$ , indicating that the correlation between the initial displacement  $\mathbf{r}_1$  and the  $k$ -th displacement  $\mathbf{r}_k$  decreases more slowly when  $m_0/m$  gets bigger. This makes sense: if the intruder is much heavier than the granular gas particles, collisions will hardly perturb the intruder's trajectory, so the direction after  $k$  collisions (if  $k$  is not too large) will remain close to the initial  $\mathbf{r}_1$ . This effect becomes stronger as the collisions become more inelastic (as  $\alpha_0 = \alpha$  becomes smaller) because the normal component of the relative velocity along the line of separation between the centers of the colliding sphere decreases. In other words, inelastic particles bounce less than elastic ones, so they tend to keep going in the same direction as before the collision (this effect can be seen in the animations of Ref. [36]).

In Fig. 2, we also compare simulated  $c_{k+1}/c_k$  values for  $k = 1, 2, 3$ , and  $4$  with the theoretical  $\Omega$  for three mass ratios ( $m_0/m = 6, 2$ , and  $1$ ), and three size ratios

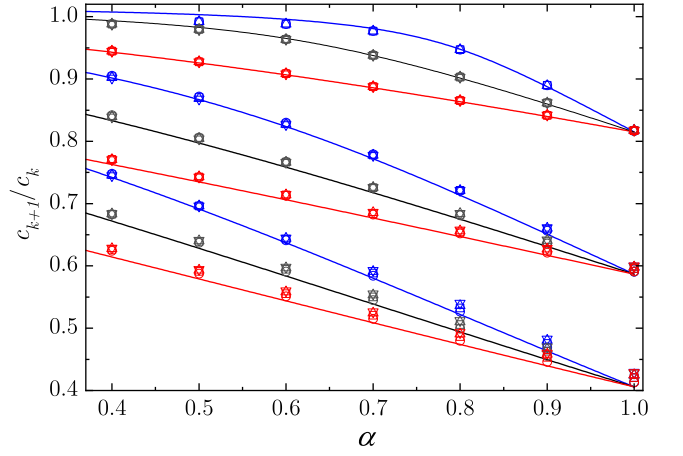


FIG. 2. DSMC values of  $c_{k+1}/c_k$  vs the (common) coefficient of restitution  $\alpha = \alpha_0$  for  $k = 1, 2, 3, 4$  (circles, squares, up triangles, down triangles, respectively) and, for from top to bottom,  $\{m_0/m, \sigma_0/\sigma\} = \{6, 1/2\}, \{6, 1\}, \{6, 2\}, \{2, 1/2\}, \{2, 1\}, \{2, 2\}, \{1, 1/2\}, \{1, 1\}$  and  $\{1, 2\}$ . The solid lines represent  $\Omega$  defined by Eq. (67).

( $\sigma_0/\sigma = 1/2, 1$ , and  $2$ ). Here, the simulation values obtained from the DSMC method again agree well with the theoretical prediction for  $\Omega$ . We see that for given values of the mass ratio  $m_0/m$  and the (common) coefficient of restitution ( $\alpha = \alpha_0$ ),  $\Omega \sim \langle \mathbf{r}_1 \cdot \mathbf{r}_{1+k} \rangle^{1/k}$  increases when  $\sigma_0/\sigma$  decreases, meaning collision correlation decreases more slowly when  $\sigma_0/\sigma$  is smaller. This, along with the  $m_0/m$  dependence we find in Fig. 2, shows that collision correlations decrease more slowly ( $\Omega$  is larger) when  $m_0/m$  is higher,  $\sigma_0/\sigma$  is lower, and collisions are more inelastic.

Figures 1 and 2 show that the dependence of  $c_{k+1}/c_k$  on the coefficients of restitution is approximately linear, provided  $m_0/m$  is not too large and  $\sigma_0/\sigma$  is not too small. We also notice that curves for different  $m_0/m$  values but the same  $\sigma_0/\sigma$  are roughly parallel. However, when  $m_0/m$  is large and  $\sigma_0/\sigma$  is small, the lines curve and tend to run parallel to the line  $c_{k+1}/c_k = 1$ . This nonlinear behavior is evident in the case  $m_0/m = 6$ , especially when  $\sigma_0/\sigma = 1/2$ . This case also shows that when  $\alpha_0 \lesssim 0.55$ , the simulated  $c_{k+1}/c_k$  values are so close to  $1$  that  $\Omega$  becomes unphysical, exceeding  $1$ . This leads to unphysical (negative) MSD values according to Eq. (51). However, Eq. (51) correctly predicts a very large MSD when  $c_{k+1}/c_k$  values are close to  $1$ , due to slow convergence of the reduced collisional series. This makes sense physically, as an intruder with  $\Omega \approx 1$  acts like a quasi-ballistic particle for many collisions. Remember [from Eq. (54)] that the persistence collisions (the maximum number of collisions for which the trajectory can be considered ballistic) are given by  $\tilde{n} = -1/\ln \Omega$ .

Finally, Fig. 3 shows  $c_{k+1}/c_k$  versus  $\alpha_0$  for a fixed value of  $\alpha$  ( $\alpha = 0.7$ ) and several values of the mass  $m_0/m$  and diameter  $\sigma_0/\sigma$  ratios. The results are very similar to

$\alpha$	$\alpha_0$	$\frac{m_0}{m}$	$\frac{\sigma_0}{\sigma}$	$c_2/c_1$	$c_3/c_2$	$c_4/c_3$	$c_5/c_4$	$\Omega$
0.4	0.4	1.	1.	0.683(0)	0.683(1)	0.683(2)	0.684(2)	0.6720
0.6	0.6	1.	1.	0.591(0)	0.595(1)	0.597(2)	0.598(3)	0.5838
0.8	0.8	1.	1.	0.500(0)	0.506(1)	0.510(2)	0.513(3)	0.4940
1.	1.	1.	1.	0.413(0)	0.421(1)	0.425(2)	0.428(5)	0.4058
0.4	0.4	2.	1.	0.842(0)	0.840(1)	0.840(1)	0.839(1)	0.8331
0.6	0.6	2.	1.	0.767(0)	0.767(1)	0.766(1)	0.766(2)	0.7585
0.8	0.8	2.	1.	0.681(0)	0.683(1)	0.684(1)	0.684(2)	0.6749
1.0	1.0	2.	1.	0.591(0)	0.596(1)	0.598(1)	0.599(2)	0.5868
0.4	0.4	0.5	1.	0.527(0)	0.533(1)	0.536(2)	0.538(3)	0.5209
0.6	0.6	0.5	1.	0.428(0)	0.436(1)	0.442(2)	0.446(4)	0.4241
0.8	0.8	0.5	1.	0.337(0)	0.346(1)	0.352(3)	0.356(8)	0.3313
1.0	1.0	0.5	1.	0.256(0)	0.262(1)	0.268(4)	0.274(16)	0.2447
0.4	0.4	1.	2.	0.624(0)	0.627(1)	0.627(2)	0.629(2)	0.6143
0.6	0.6	1.	2.	0.551(1)	0.556(1)	0.558(1)	0.560(2)	0.5439
0.8	0.8	1.	2.	0.480(0)	0.487(1)	0.491(2)	0.493(4)	0.4740
1.0	1.0	1.	2.	0.413(0)	0.421(1)	0.425(2)	0.429(4)	0.4058
0.4	0.4	1.	0.5	0.748(0)	0.746(1)	0.746(1)	0.745(1)	0.7420
0.6	0.6	1.	0.5	0.641(0)	0.643(1)	0.644(1)	0.645(2)	0.6371
0.8	0.8	1.	0.5	0.527(1)	0.533(1)	0.536(1)	0.540(3)	0.5220
1.0	1.0	1.	0.5	0.413(0)	0.421(1)	0.425(2)	0.429(3)	0.4058
0.4	0.7	1.	1.	0.581(0)	0.585(1)	0.586(1)	0.588(2)	0.5735
0.6	0.7	1.	1.	0.559(0)	0.564(1)	0.567(1)	0.569(2)	0.5526
0.8	0.7	1.	1.	0.529(0)	0.534(1)	0.538(2)	0.540(3)	0.5229
1.0	0.7	1.	1.	0.491(0)	0.498(0)	0.501(2)	0.504(3)	0.4849

TABLE I. DSMC values of the first four ratios  $c_{k+1}/c_k$  ( $k = 1, 2, 3, 4$ ) of the reduced collisional series (32) for several values of  $\alpha$ ,  $\alpha_0$ ,  $m_0/m$ , and  $\sigma_0/\sigma$ . The last column shows  $\Omega$  from Eq. (67). Simulation values and standard errors are rounded to the nearest thousandth. A standard error less than  $5 \times 10^{-4}$  is denoted by (0).

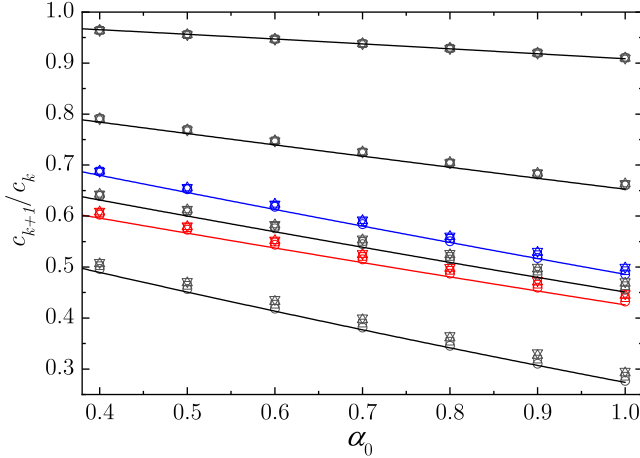


FIG. 3. DSMC values of  $c_{k+1}/c_k$  vs  $\alpha_0$  with  $\alpha = 0.7$  for  $k = 1, 2, 3, 4$  (circles, squares, up triangles, down triangles, respectively) and, for from top to bottom,  $\{m_0/m, \sigma_0/\sigma\} = \{6, 1\}, \{2, 1\}, \{1, 1/2\}, \{1, 1\}, \{1, 2\}$  and  $\{1/2, 1\}$ . The solid lines represent  $\Omega$  defined by Eq. (67).

those found when a common coefficient of restitution is considered ( $\alpha = \alpha_0$ ).

## B. MSD in units of $\langle r^2 \rangle$

Since the simulated  $c_{k+1}/c_k$  values (especially for  $k = 1$ ) match the theoretical  $\Omega$  well, we expect the theoretical MSD formula (52) [which comes from Eq. (48)] to be very accurate too. This is confirmed in Fig. 4 where the ratio  $\langle R^2 \rangle / (\langle N \rangle \langle r^2 \rangle)$  is plotted versus the (common) coefficient of restitution  $\alpha = \alpha_0$ . It is quite apparent that the MSD per collision in  $\langle r^2 \rangle$  units is very well described by the ratio  $1/(1 - \Omega)$ . To complement Fig. 4, Fig. 5 shows  $\langle R^2 \rangle / (\langle N \rangle \langle r^2 \rangle)$  as a function of the coefficient of restitution  $\alpha_0$  characterizing the inelasticity of intruder-grains collisions for a given value of  $\alpha$  ( $\alpha = 0.7$ ). Even though we saw good agreement between theory and simulations for the reduced collisional series in Table I and Figs. 1, 2, and 3, the agreement for the MSD between theory and simulation in Figs. 4 and 5 is very impressive. In fact, the agreement is so surprisingly good that one could speculate that the origin of this agreement could be a possible cancellation or compensation of the approximations leading to Eqs. (51) and (67). Regardless, our MSD results are quite robust, as we have shown in this section and we will see again in Sec. VII.

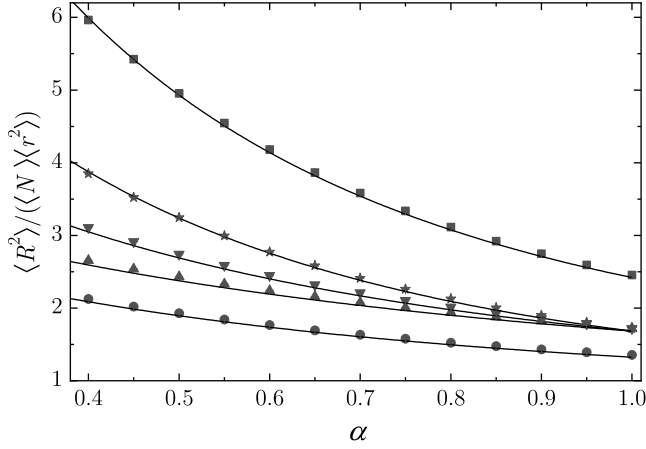


FIG. 4. DSMC values of  $\langle R^2 \rangle / (\langle N \rangle \langle r^2 \rangle)$  vs the (common) coefficient of restitution ( $\alpha = \alpha_0$ ) for, from top to bottom,  $\{m_0/m, \sigma_0/\sigma\} = \{2, 1\}$  (squares),  $\{1, 1/2\}$  (stars),  $\{1, 1\}$  (down triangles),  $\{1, 2\}$  (up triangles), and  $\{1/2, 1\}$  (circles). The solid lines represent the function  $1/(1 - \Omega)$ , where  $\Omega$  is given by Eq. (67).

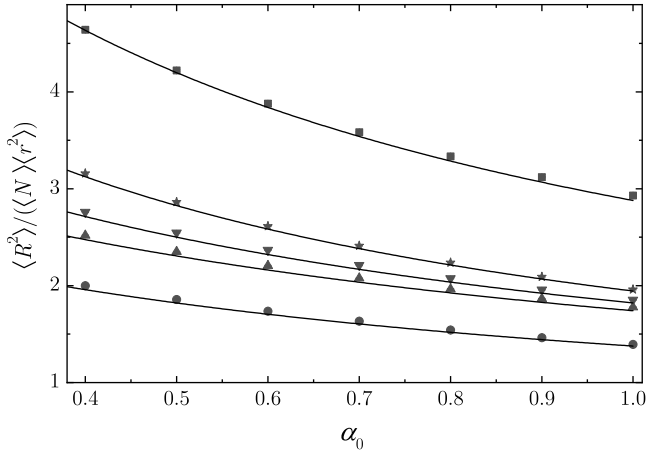


FIG. 5. DSMC values of  $\langle R^2 \rangle / (\langle N \rangle \langle r^2 \rangle)$  vs  $\alpha_0$  with  $\alpha = 0.7$  and  $\{m_0/m, \sigma_0/\sigma\} = \{2, 1\}$  (squares),  $\{1, 1/2\}$  (stars),  $\{1, 1\}$  (down triangles),  $\{1, 2\}$  (up triangles), and  $\{1/2, 1\}$  (circles). The solid lines represent the function  $1/(1 - \Omega)$ , with  $\Omega$  given by Eq. (67).

## VII. COMPARISON WITH THE BOLTZMANN THEORETICAL RESULTS

It is natural wonder if the theoretical results derived in this paper for the MSD of an intruder immersed in a granular gas in HCS [Eqs. (52) and (67)] are comparable, worse, or better than those previously obtained in the granular literature by solving the inelastic version of the Boltzmann kinetic equation by means of the Chapman–Enskog method [9]. As usual in kinetic theory, given that the (time-dependent) tracer diffusion coefficient  $D(t) = \langle R^2 \rangle / 2dt$  is given in terms of the solution

of a linear integral equation, an explicit expression of  $D(t)$  is obtained by considering the first few terms in a Sonine polynomial expansion. If only the leading term in the series expansion is considered, the corresponding expression of  $D(t)$  is referred to as the first-Sonine approximation. If one considers two terms in the series expansion, one gets the second-Sonine approximation to the diffusion coefficient. Both Sonine approximations were obtained in Ref. [22] for low-density three-dimensional granular gases and in Ref. [23] for  $d$ -dimensional granular gases at moderate densities.

The relationship between the diffusion coefficient  $D(t)$  and the effective free path  $\ell_e^2 = \langle R^2 \rangle / \langle N \rangle$  is [25]

$$\ell_e^2 = 2d\tilde{D}\Upsilon\beta\ell_{0,M}^2 = \frac{2d\tilde{D}}{\Upsilon}\ell_M^2, \quad (69)$$

where  $\tilde{D}$  is the dimensionless diffusion coefficient defined by

$$D(t) = 2 \left[ \frac{\Gamma(\frac{d+1}{2})}{\Gamma(\frac{d}{2})} \right]^2 \frac{T(t)}{m\nu(t)} \tilde{D}. \quad (70)$$

Recall that  $\ell_M \equiv \bar{v}(t)/\nu(t)$  and  $\ell_{0,M} \equiv \bar{v}_0(t)/\nu_0(t)$  are the Maxwell mean free paths for the gas particles and intruder, respectively. Furthermore, note that Eq. (26) has been used to get the rightmost equation. The first- and second-Sonine approximations of the coefficient  $\tilde{D}$  are given in the Appendix B for the sake of completeness.

The Maxwell mean free paths may not be the same as the mean free paths  $\ell_0$  and  $\ell$ , which are defined by the average distances traveled by a particle between collisions. However, for elastic hard spheres,  $\ell_0 = \ell_{0,M}$  and  $\ell = \ell_M$  [28]. Simulations confirm these relations also hold for inelastic hard spheres. Therefore, we will use  $\ell_0$  and  $\ell$  to denote  $\ell_{0,M}$  and  $\ell_M$ , respectively, from now on. Thus, in terms of the dimensionless diffusion coefficient  $\tilde{D}$ , the effective free path  $\ell_e$  is [25]

$$\ell_e^2 = 2d\tilde{D}\Upsilon\beta\ell_0^2 = \frac{2d\tilde{D}}{\Upsilon}\ell^2, \quad (71)$$

where the explicit dependence of  $\tilde{D}$  on the parameter space of the system depends on the specific Sonine approximation considered. On the other hand, the result for  $\ell_e$  obtained with our random walk approach is [see Eq. (52)]

$$\ell_e^2 = \frac{2\kappa}{1 - \Omega}\ell_0^2 = \frac{2\kappa}{(1 - \Omega)\Upsilon^2\beta}\ell^2. \quad (72)$$

Here,

$$\kappa \equiv \frac{\langle r^2 \rangle}{2\ell_0^2}. \quad (73)$$

The problem we face when comparing the kinetic theory result (71) with the random walk result (72) is that



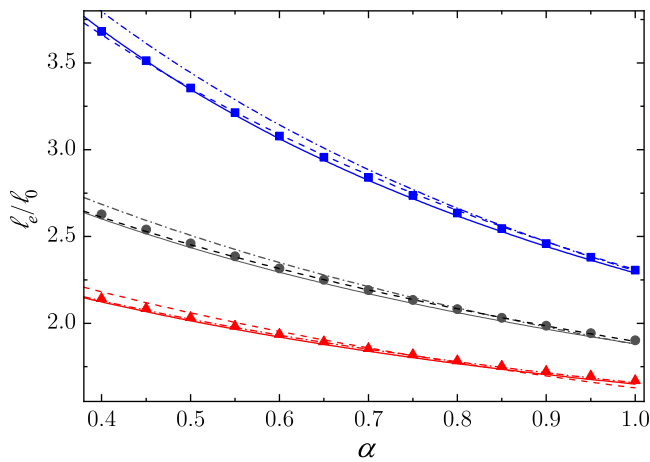


FIG. 6. Ratio of effective mean free path to intruder mean free path,  $\ell_e/\ell_0$ , as a function of the (common) coefficient of restitution  $\alpha = \alpha_0$  for an intruder with  $\sigma_0/\sigma = 1$  and, from top to bottom,  $m_0/m = 2$ ,  $m_0/m = 1$ , and  $m_0/m = 1/2$ . Circles represent DSMC results, the solid lines correspond to the random walk results given by Eq. (72), and the dashed-dotted and dashed lines refer to the results obtained from the first- and second-Sonine approximations, respectively.

the relationship between  $\langle r^2 \rangle$  and  $\langle r \rangle \equiv \ell_0$  is unknown (that is,  $\kappa$  is unknown). For elastic collisions, both the free path distribution  $r$  and the ratio  $\kappa$  can be expressed as integrals that can be easily evaluated numerically [8]. Additionally, asymptotics expressions for the free path distribution in certain limits are known. In the case of elastic collisions,  $\kappa$  depends solely on the mass ratio  $m_0/m$  and takes values close to 1 (see Fig. 2 of Ref. [8]). For instance,  $\kappa \simeq 1.0506$  for  $m_0/m = 1$ . However, for granular gases in HCS, no expressions for the free path distribution and  $\kappa$  are known. Therefore, to offer a clean comparison between the kinetic theory and the random walk results derived here, we resort to estimate  $\kappa$  from our numerical simulations.

Figures 6 and 7 compare simulation results for  $\ell_e$  (normalized by the mean free path  $\ell_0$ ) with those obtained from the theoretical results obtained from both (i) the first- and second-Sonine approximations, and (ii) the random walk approximation. Figure 6 shows results for three different mass ratios (intruder mass greater than, equal to, and less than the mass of the granular gas particles) and a common diameter for intruder and gas particles ( $\sigma_0 = \sigma$ ). We observe that the results from all three approximations are quite good. While the first-Sonine approximation clearly gives the worst results, the predictions of the second-Sonine approximation and our random walk approximation are very similar and compare quite well with simulations. Figure 7 shows the effect of changing the intruder size (intruder diameter less than, equal to, and greater than the gas grain diameter) while keeping the mass ratio fixed ( $m_0/m=1$ ). Here, the agreement of all three approximations with the simulation results is very reasonable, except notably for

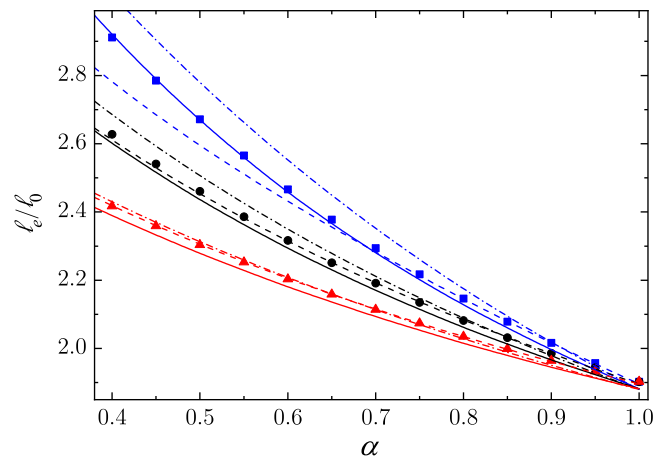


FIG. 7. Ratio of effective mean free path to intruder mean free path,  $\ell_e/\ell_0$ , as a function of  $\alpha = \alpha_0$  for an intruder with  $m_0/m = 1$  and, from top to bottom,  $\sigma_0/\sigma = 1/2$ ,  $\sigma_0/\sigma = 1$ , and  $\sigma_0/\sigma = 2$ . Circles represent DSMC results, the solid lines correspond to the random walk results given by Eq. (72), and the dashed-dotted and dashed lines refer to the results obtained from the first- and second-Sonine approximations, respectively.

the case with  $\sigma_0/\sigma = 1/2$ , where we see large differences between the Sonine approximations and the simulation results, especially for high inelasticity. Surprisingly, the random walk approximation still performs well even for quite small values of the (common) coefficient of restitution. Our results indicate that all approximations tend to improve when the mass ratio  $m_0/m$  is larger than 1 and the diameter ratio  $\sigma_0/\sigma$  is smaller than 1. This corresponds to cases where  $c_{k+1}/c_k$  takes smaller values, i.e., to cases where the particles become more diffusive, less ballistic, with smaller values of the persistence collisions  $\tilde{n}$ .

## VIII. CONCLUSIONS

This article addresses how far an intruder in a granular gas (modeled as a gas of inelastic hard spheres) moves when subjected only to collisions with particles of the granular gas, as the system freely evolves and cools (cooling due to the inelastic collisions). It is known [11, 22] that the answer to this question can be obtained by solving the (inelastic) Boltzmann kinetic equation with the Chapman-Enskog method. Here, we revisit the problem but employing a method that can be considered even more classic (older) than the Chapman-Enskog approach, as it originates from the random walk method utilized by Smoluchowski in his analysis of Brownian motion (Section 11 of Ref. [2]).

The method followed in this paper is based on noticing that the series for the MSD of a particle after  $N$  collisions

( $N \gg 1$ ),

$$\langle R^2 \rangle = N (\langle r^2 \rangle + 2 \langle \mathbf{r}_1 \cdot \mathbf{r}_2 \rangle + 2 \langle \mathbf{r}_1 \cdot \mathbf{r}_3 \rangle + \dots) \quad (74)$$

approximates a geometric series with roughly constant ratios between terms. Approximating these ratios by  $\Omega$ , we obtain the result

$$\langle R^2 \rangle = N \langle r^2 \rangle (1 + \Omega + \Omega^2 + \dots) = N \frac{\langle r^2 \rangle}{1 - \Omega}. \quad (75)$$

An explicit expression of  $\Omega$  [see Eq. (67)] for a granular gas of three-dimensional hard spheres has been obtained in this paper. This expression reduces to the so-called mean persistence ratio when the collisions are elastic [9]. To gauge the reliability of this theoretical result, a comparison with the numerical results obtained here from the DSMC method [24] for a granular gas in the HCS has been carried out. For a wide range of masses, sizes, and coefficients of restitution, the ratio of the successive terms appearing in Eq. (74) is well approximated (see Table I and Figs. 1, 2, and 3) by our expression (67) for  $\Omega$ . This good agreement validates the accuracy of Eq. (75), as shown in Figures 4 and 5. The agreement is surprisingly good.

Finally, we have compared our expression for the MSD with the first- and second-Sonine approximations derived from the Chapman-Enskog solution of the Boltzmann equation. The comparison is not straightforward as our MSD expression is formulated in terms of  $\langle r^2 \rangle$ , while both Sonine approximations are expressed in terms of  $\langle r \rangle$ , and the precise relationship between these two quantities is unknown. To enable the comparison, we have used the empirical relationship between  $\langle r^2 \rangle$  and  $\langle r \rangle$  obtained from simulations. We found that our MSD expression generally provides significantly better agreement with simulations than the first-Sonine approximation. We found that in general our expression for the MSD compares significantly better with simulations than the first-Sonine approximation. Moreover, its accuracy is comparable to that of the second-Sonine approximation, which requires the computation of more collision integrals than our random walk approach.

Several extensions of this work are worth exploring. One obvious extension is to apply our method to hard disks to see how much the dimension of the medium affects its accuracy. Our considerations have been very general, so extending them to other dimensions should be feasible. Specifically, we expect that the mathematical steps used here to determine the mean persistence ratio  $\langle \omega \rangle$  in 3D will be quite similar to those required for 2D. Furthermore, we have focused on dilute systems with pair correlations at contact being 1. We could also explore how the results change when granular gases at moderate densities are considered. This article have focused on the analysis of the MSD in the long-time regime. An all-time analysis extending beyond the scaling discussion of Sec. IV C would also be of interest. Also, extending our analysis to the diffusion of an intruder within a granular gas mixture presents an interesting avenue for future

research. We could also investigate how well our method would describe granular gases with non-hard-core interactions (for instance, by considering the so-called inelastic Maxwell models [11]), or even how the inclusion of rotational degrees of freedom in collisions (inelastic rough hard spheres) would affect the results. We intend to explore these avenues in the future.

## ACKNOWLEDGMENTS

We acknowledge financial support from Grant PID2020-112936GB-I00 funded by MCIN/AEI/10.13039/501100011033. S.B.Y. and V.G. also acknowledge financial support from Grant GR24022 funded by Junta de Extremadura (Spain) and by ERDF “A way of making Europe”.

### Appendix A: Evaluation of the mean-persistence ratio

In this Appendix we provide some technical details appearing in the calculation of the mean persistence-ratio of an intruder immersed in a granular gas in HCS. The calculation follows similar steps as those made for molecular gases in the Chapman and Cowling textbook (see chapter 5, sec. 5.5 of Ref. [9]).

Let us consider an intruder of mass  $m_0$  and diameter  $\sigma_0$  moving in a granular gas of mass  $m$  and diameter  $\sigma$ . Let us denote by  $\mathbf{v}_2$  and  $\mathbf{v}_1$  the post- and pre-collisional velocities of the intruder in an intruder-grain collision. The relationship between  $\mathbf{v}_2$  and  $\mathbf{v}_1$  is [11]

$$\mathbf{v}_2 = \mathbf{v}_1 - \mu (1 + \alpha_0) (\hat{\boldsymbol{\sigma}} \cdot \mathbf{g}) \hat{\boldsymbol{\sigma}}, \quad (A1)$$

where we recall that  $\mu = m/(m + m_0)$  and  $\alpha_0$  is the coefficient of normal restitution for intruder-grain collisions. Moreover,  $\mathbf{g} = \mathbf{v}_1 - \mathbf{v}$  is the relative velocity of the colliding pair ( $\mathbf{v}$  is the velocity of the granular gas particle) and  $\hat{\boldsymbol{\sigma}}$  is the unit vector along the line joining the centers of the spheres that represent the intruder and the grain at contact. Let  $\langle \mathbf{v}_2(\mathbf{v}_1) \rangle$  denote the average (or mean) velocity after collision of the intruder, given that its velocity before the collision was  $\mathbf{v}_1$ . Taking the average over collisions with particles of the granular gas, one has the result

$$\langle \mathbf{v}_2(\mathbf{v}_1) \rangle = \frac{\bar{\sigma}^{d-1}}{P_0} \chi_0 \int d\mathbf{v} \int d\hat{\boldsymbol{\sigma}} \Theta(\hat{\boldsymbol{\sigma}} \cdot \mathbf{g}) (\hat{\boldsymbol{\sigma}} \cdot \mathbf{g}) \mathbf{v}_2 f(\mathbf{v}), \quad (A2)$$

where  $\bar{\sigma} = (\sigma + \sigma_0)/2$ ,  $f(\mathbf{v})$  is the one-particle velocity distribution of the granular gas and

$$\begin{aligned} P_0 &= \bar{\sigma}^{d-1} \chi_0 \int d\mathbf{v} \int d\hat{\boldsymbol{\sigma}} \Theta(\hat{\boldsymbol{\sigma}} \cdot \mathbf{g}) (\hat{\boldsymbol{\sigma}} \cdot \mathbf{g}) f(\mathbf{v}) \\ &= B_1 \bar{\sigma}^{d-1} \chi_0 \int d\mathbf{v} g f(\mathbf{v}). \end{aligned} \quad (A3)$$

Here, we have introduced the quantities [37]

$$B_k \equiv \int d\hat{\boldsymbol{\sigma}} \Theta(\hat{\boldsymbol{\sigma}} \cdot \hat{\mathbf{g}})(\hat{\boldsymbol{\sigma}} \cdot \hat{\mathbf{g}}) = \pi^{(d-1)/2} \frac{\Gamma\left(\frac{k+1}{2}\right)}{\Gamma\left(\frac{k+d}{2}\right)}. \quad (\text{A4})$$

Equation (A2) can be more explicitly written when one takes into account the scattering rule (A1):

$$\langle \mathbf{v}_2(\mathbf{v}_1) \rangle = \mathbf{v}_1 - B_3 \frac{\bar{\sigma}^{d-1}}{P_0} \chi_0 \mu (1 + \alpha_0) \int d\mathbf{v} g \mathbf{g} f(\mathbf{v}), \quad (\text{A5})$$

where use has been made of the result

$$\int d\hat{\boldsymbol{\sigma}} \Theta(\hat{\boldsymbol{\sigma}} \cdot \mathbf{g})(\hat{\boldsymbol{\sigma}} \cdot \mathbf{g})^k \hat{\boldsymbol{\sigma}} = B_{k+1} g^{k-1} \mathbf{g}. \quad (\text{A6})$$

Since  $\mathbf{g} = \mathbf{v}_1 - \mathbf{v}$ , then Eq. (A2) becomes

$$\begin{aligned} \langle \mathbf{v}_2(\mathbf{v}_1) \rangle &= \left[ 1 - \frac{2}{d+1} \mu (1 + \alpha_0) \right] \mathbf{v}_1 + \frac{2B_1}{d+1} \frac{\bar{\sigma}^{d-1}}{P_0} \\ &\times \chi_0 \mu (1 + \alpha_0) \int d\mathbf{v} g \mathbf{v} f(\mathbf{v}), \end{aligned} \quad (\text{A7})$$

where the identity  $B_3 = (2/(d+1))B_1$  has been used.

For the sake of concreteness, henceforth we consider a three-dimensional ( $d = 3$ ) system. In this case, to evaluate the integral appearing in Eq. (A7), we express  $\mathbf{v}$  in terms of spherical coordinates  $v$ ,  $\theta$ , and  $\varphi$  about  $\mathbf{v}_1$  as axis. Since the granular gas is in the HCS, its velocity distribution  $f(\mathbf{v})$  depends on  $\mathbf{v}$  only through its modulus  $v$ . This means that the only nonvanishing contribution in the integral appearing in (A7) comes from the component  $v \cos \theta$  of  $\mathbf{v}$  in the direction of  $\mathbf{v}_1$ . Thus, from Eq. (A7), the mean value of  $\mathbf{v}_2$  can be written as

$$\langle \mathbf{v}_2(\mathbf{v}_1) \rangle = \omega \mathbf{v}_1, \quad (\text{A8})$$

where  $\omega$  is

$$\begin{aligned} \omega &= 1 - \frac{1}{2} \mu (1 + \alpha_0) + \frac{\pi \bar{\sigma}^2}{2 P_0} \chi_0 \mu (1 + \alpha_0) \int d\mathbf{v} g \frac{v \cos \theta}{v_1} f(\mathbf{v}) \\ &= 1 - \frac{1}{2} \mu (1 + \alpha_0) + \pi^2 \frac{\bar{\sigma}^2}{P_0} \chi_0 \mu (1 + \alpha_0) \int_0^\infty dv \frac{v^3}{v_1} f(v) \int_0^\pi g \sin \theta \cos \theta d\theta. \end{aligned} \quad (\text{A9})$$

The quantity  $\omega(v_1)$  gives the ratio of the mean value of the velocity of a particle after collision to the velocity before collision when the latter velocity is of magnitude  $v_1$ .

It can be referred to as the persistence-ratio for particles of speed  $v_1$  [9]. To perform the angular integral in Eq. (A9), one has take into account the identity

$$g = \sqrt{v^2 \sin^2 \theta \cos^2 \varphi + v^2 \sin^2 \theta \sin^2 \varphi + (v_1 - v \cos \theta)^2} = v \sqrt{\sin^2 \theta + \left( \frac{v_1}{v} - \cos \theta \right)^2}. \quad (\text{A10})$$

Using (A10), the angular integral in Eq. (A9) gives

$$\int_0^\pi d\theta \sin \theta \cos \theta \sqrt{\sin^2 \theta + (A - \cos \theta)^2} = \begin{cases} \frac{2}{15} A (A^2 - 5), & \text{if } A < 1, \\ \frac{2}{15} \frac{1 - 5A^2}{A^2}, & \text{if } A > 1, \end{cases} \quad (\text{A11})$$

where  $A \equiv v_1/v$ . Taking into account the above results,  $\omega$  can be written as

$$\omega(v_1) = 1 - \frac{1}{2} \mu (1 + \alpha_0) + \frac{2}{15} \pi^2 \frac{\bar{\sigma}^2}{P_0} \chi_0 \mu (1 + \alpha_0) \left\{ \int_0^{v_1} dv \frac{v^4}{v_1^3} (v^2 - 5v_1^2) f(v) + \int_{v_1}^\infty dv v (v_1^2 - 5v^2) f(v) \right\}. \quad (\text{A12})$$

We are now in conditions to determine the average of  $\omega(v_1)$  over all possible values of  $v_1$ . This is nothing else than the mean-persistence ratio  $\langle \omega \rangle$  defined as [9]

$$\langle \omega \rangle = \frac{\int d\mathbf{v}_1 \omega(v_1) P_0(\mathbf{v}_1) f_0(\mathbf{v}_1)}{N_0}, \quad (\text{A13})$$

where  $f_0(\mathbf{v}_1)$  is the one-particle velocity distribution of intruders and  $N_0$  is the total number of collisions between the intruder and granular gas particles per unit time. This quantity is defined as

$$N_0 = \int d\mathbf{v}_1 P_0(\mathbf{v}_1) f_0(\mathbf{v}_1). \quad (\text{A14})$$

Hence, the mean-persistence  $\langle \omega \rangle$  is given by

---


$$\begin{aligned}
 \langle \omega \rangle &= 1 - \frac{1}{2}\mu(1 + \alpha_0) + \frac{2}{15}\pi^2 \frac{\bar{\sigma}^2 \chi_0 \mu(1 + \alpha_0)}{N_0} \int d\mathbf{v}_1 f_0(\mathbf{v}_1) \left[ \int_0^{v_1} dv \frac{v^4}{v_1^3} (v^2 - 5v_1^2) f(v) + \int_{v_1}^{\infty} dv v (v_1^2 - 5v^2) f(v) \right] \\
 &= 1 - \frac{1}{2}\mu(1 + \alpha_0) + \frac{8}{15}\pi^3 \frac{\bar{\sigma}^2 \chi_0 \mu(1 + \alpha_0)}{N_0} \int_0^{\infty} dv_1 v_1^2 f_0(v_1) \left[ \int_0^{v_1} dv \frac{v^4}{v_1^3} (v^2 - 5v_1^2) f(v) \right. \\
 &\quad \left. + \int_{v_1}^{\infty} dv v (v_1^2 - 5v^2) f(v) \right], \tag{A15}
 \end{aligned}$$


---

where in the last step we have accounted for that  $f$  is isotropic in  $\mathbf{v}_1$  in the HCS. So far, the expression (A15) for  $\langle \omega \rangle$  is exact for inelastic hard spheres. However, to estimate it one approximates  $f$  and  $f_0$  by the Maxwellian distributions

$$f(\mathbf{v}) \rightarrow f_M(\mathbf{v}) = n \left( \frac{m}{2\pi T} \right)^{3/2} \exp \left( -\frac{mv^2}{2T} \right), \tag{A16}$$

$$f_0(\mathbf{v}) \rightarrow f_{0,M}(\mathbf{v}) = n_0 \left( \frac{m_0}{2\pi T_0} \right)^{3/2} \exp \left( -\frac{m_0 v^2}{2T_0} \right), \tag{A17}$$


---

where  $n$  and  $n_0$  are the number densities of intruders and granular gas particles. For simplicity, we have set Boltzmann's constant to 1,  $k_B = 1$ , in Eqs. (A16) and (A17). The substitution of these Maxwellian distributions into Eq. (A14) allows us to get  $N_0$ . It is given by [25]

$$N_0 = n_0 \nu_0, \tag{A18}$$

where  $\nu_0$  is given by Eq. (17). To perform the integrals in (A15), we introduce the dimensionless velocities  $\mathbf{c} = \mathbf{v}/v_{th}$  and  $\mathbf{c}_1 = \mathbf{v}_1/v_{th}$ . In terms of  $c = \eta c_1$ , the mean-persistence ratio  $\langle \omega \rangle$  is

$$\langle \omega \rangle = 1 - \frac{1}{2}\mu(1 + \alpha_0) + \frac{8}{15} \frac{\bar{\sigma}^2 \chi_0 \mu(1 + \alpha_0)}{N_0} n n_0 v_{th} \beta^{3/2} \left[ \int_0^1 d\eta \eta^4 (\eta^2 - 5) I(\eta) + \int_1^{\infty} d\eta \eta (1 - 5\eta^2) I(\eta) \right], \tag{A19}$$

where

$$I(\eta) = \int_0^{\infty} dx x^6 e^{-(\eta^2 + \beta)x^2} = \frac{15}{16} \frac{\sqrt{\pi}}{(\eta^2 + \beta)^{7/2}}. \tag{A20}$$

Thus,  $\langle \omega \rangle$  can be written as

$$\langle \omega \rangle = 1 - \frac{1}{2}\mu(1 + \alpha_0) + \frac{1}{2}\sqrt{\pi} \frac{\bar{\sigma}^2 \chi_0 \mu(1 + \alpha_0)}{N_0} n n_0 v_{th} \beta^{3/2} \left[ \int_0^1 d\eta \frac{\eta^4 (\eta^2 - 5)}{(\eta^2 + \beta)^{7/2}} + \int_1^{\infty} d\eta \frac{\eta (1 - 5\eta^2)}{(\eta^2 + \beta)^{7/2}} \right]. \tag{A21}$$

The final expression of the mean-persistence ratio can be achieved when one evaluates the integrals and inserts Eq. (A18) into Eq. (A21). The result is

$$\langle \omega \rangle = 1 - \frac{1}{2}\mu(1 + \alpha_0) + \frac{1}{4}\mu(1 + \alpha_0)\beta^{3/2} \left( \frac{\beta}{1 + \beta} \right)^{1/2} \frac{\beta \sqrt{1 + \beta} \sinh^{-1}(\beta^{-1/2}) - 1 - \beta}{\beta \sqrt{1 + \beta}}. \tag{A22}$$


---

It is straightforward to see that Eq. (57) is equivalent to expression (A22). For elastic collisions ( $\alpha = \alpha_0 = 1$ ),  $\beta = m_0/m$  and Eq. (A22) [or its equivalent Eq. (57)]

yields

$$\langle \omega \rangle = \frac{1}{2}\mu + \frac{1}{2}\mu_0^2 \mu^{-1/2} \ln \left( \frac{1 + \mu^{1/2}}{\mu_0^{1/2}} \right), \tag{A23}$$

where  $\mu_0 = m_0/(m + m_0)$ . Equation (A23) agrees with the result (5.51,1) obtained in the Chapman–Cowling



textbook [9] for molecular gases. In particular, when  $m_0 = m$ , Eq. (A23) yields the simple result  $\langle\omega\rangle \simeq 0.405806$ . When the intruder and granular gas particles are mechanically equivalent ( $m_0/m = \sigma_0/\sigma = 1$  but  $\alpha = \alpha_0 \neq 1$ ),  $\beta = 1$  and Eq. (A22) leads to

$$\begin{aligned}\langle\omega\rangle &= \frac{3-\alpha}{4} + \frac{1+\alpha}{16} \left( \sqrt{2} \sinh^{-1}(1) - 2 \right) \\ &\simeq 1 - 0.2971(1+\alpha).\end{aligned}\quad (\text{A24})$$

In this case  $\Omega$  takes this simple form:

$$\Omega \simeq \frac{13-\alpha^2}{11+\alpha^2} [1 - 0.2971(1+\alpha)]. \quad (\text{A25})$$

## Appendix B: Direct simulation Monte Carlo method

The details of the DSMC method are well-documented in Ref. [8] for a molecular gas in equilibrium. In the HCS, however, grains and intruders lose energy due to the inelasticity of collisions. Therefore, it is necessary to account for this energy loss in the velocity changes after collisions and in the decay of temperature. However, if the granular mixture (in our case, tracers and granular gas) is excited by the Gaussian thermostat

$$F_i = -\frac{1}{2}m_i\mathbf{v}\zeta_i \quad (\text{B1})$$

which exactly compensates for the collisional energy loss, the measured quantities remain the same as for the HCS, and the temperature achieve a stationary value which makes the DSMC implementation simpler. Apart from this, step 4 detailed in Ref. [8] must be slightly modified to incorporate the restitution coefficient. Hence, if the collision is accepted, the velocities of particles are updated according to the scattering rules [11]:

$$\begin{aligned}\mathbf{v}_k &\rightarrow \mathbf{v}_k - (1 + \alpha_{ij})\mu_{ji}(\mathbf{g}_{k\ell} \cdot \hat{\boldsymbol{\sigma}}_{k\ell})\hat{\boldsymbol{\sigma}}_{k\ell}, \\ \mathbf{v}_\ell &\rightarrow \mathbf{v}_\ell + (1 + \alpha_{ij})\mu_{ij}(\mathbf{g}_{k\ell} \cdot \hat{\boldsymbol{\sigma}}_{k\ell})\hat{\boldsymbol{\sigma}}_{k\ell},\end{aligned}\quad (\text{B2})$$

being  $\mu_{ij} = m_i/(m_i + m_j)$ ,  $\hat{\boldsymbol{\sigma}}_{k\ell}$  a random colliding direction for a pair of colliding particles labeled as  $k$  and  $\ell$ , and  $\mathbf{g}_{k\ell} = \mathbf{v}_k - \mathbf{v}_\ell$ . Here,  $i$  and  $j$  label the particles of

species  $i$  and  $j$  that are selected as candidates to collide in each Monte Carlo step.

In this specific work, we consider  $10^5$  intruders, conducting up to  $3 \times 10^5$  runs, each comprising an average number of 400 proposed candidates in every Monte Carlo step.

## Appendix C: First- and second-Sonine approximations to the diffusion coefficient

In this Appendix we display the explicit expressions of the (dimensionless) diffusion coefficient  $\tilde{D}$  derived by considering the first- and second-Sonine approximations.

The first-Sonine approximation  $\tilde{D}[1]$  to the coefficient  $\tilde{D}$  is given by [22, 23, 25]

$$\tilde{D}[1] = \frac{1}{2} \left[ \frac{\Gamma(\frac{d}{2})}{\Gamma(\frac{d+1}{2})} \right]^2 \frac{T_0/T}{(\nu_a^* - \frac{1}{2}\zeta^*)}, \quad (\text{C1})$$

where

$$\zeta^* = \frac{\zeta}{\nu} = \frac{1-\alpha^2}{d} \quad (\text{C2})$$

is the (dimensionless) cooling rate and  $\nu_a^* = \nu_a/\nu$  is the dimensionless collision frequency [25]

$$\nu_a^* = \frac{\sqrt{2}}{d} \left( \frac{\bar{\sigma}}{\sigma} \right)^{d-1} \frac{\chi_0}{\chi} \mu(1 + \alpha_0) \left( \frac{1+\beta}{\beta} \right)^{1/2}. \quad (\text{C3})$$

The first-Sonine approximation  $\tilde{D}[2]$  to the coefficient  $\tilde{D}$  can be written as [22, 23]

$$\tilde{D}[2] = \Lambda \tilde{D}[1], \quad (\text{C4})$$

where  $\Lambda$  is

$$\Lambda = \left[ 1 + \frac{\nu_b^*(\zeta^* - \nu_c^*)}{(\nu_a^* - \frac{1}{2}\zeta^*)(\nu_d^* - \frac{3}{2}\zeta^*)} \right]^{-1}. \quad (\text{C5})$$

Here, we have introduced the (dimensionless) collision frequencies

$$\nu_b^* = \frac{1}{\sqrt{2}d} \left( \frac{\bar{\sigma}}{\sigma} \right)^{d-1} \frac{\chi_0}{\chi} \mu(1 + \alpha_0) [\beta(1 + \beta)]^{-1/2}, \quad (\text{C6})$$

$$\nu_c^* = \frac{\sqrt{2}}{d(d+2)} \left( \frac{\bar{\sigma}}{\sigma} \right)^{d-1} \frac{\chi_0}{\chi} \mu(1 + \alpha_0) \left( \frac{\beta}{1+\beta} \right)^{1/2} A_c, \quad (\text{C7})$$

$$\nu_d^* = \frac{1}{\sqrt{2}d(d+2)} \left( \frac{\bar{\sigma}}{\sigma} \right)^{d-1} \frac{\chi_0}{\chi} \mu(1 + \alpha_0) \left( \frac{\beta}{1+\beta} \right)^{3/2} \left[ A_d - (d+2) \frac{1+\beta}{\beta} A_c \right], \quad (\text{C8})$$

where

$$A_c = (d+2)(1+2\lambda) + \mu(1+\beta) \left\{ (d+2)(1-\alpha_0) - [(11+d)\alpha_0 - 5d-7]\lambda\beta^{-1} \right\} + 3(d+3)\lambda^2\beta^{-1} \\ + 2\mu^2 \left( 2\alpha_0^2 - \frac{d+3}{2}\alpha_{12} + d+1 \right) \beta^{-1}(1+\beta)^2 - (d+2)\beta^{-1}(1+\beta), \quad (C9)$$

$$A_d = 2\mu^2 \left( \frac{1+\beta}{\beta} \right)^2 \left( 2\alpha_0^2 - \frac{d+3}{2}\alpha_0 + d+1 \right) [d+5+(d+2)\beta] - \mu(1+\beta) \left\{ \lambda\beta^{-2}[(d+5)+(d+2)\beta] \right. \\ \times [(11+d)\alpha_0 - 5d-7] - \beta^{-1}[20+d(15-7\alpha_0) + d^2(1-\alpha_0) - 28\alpha_0] - (d+2)^2(1-\alpha_0) \left. \right\} \\ + 3(d+3)\lambda^2\beta^{-2}[d+5+(d+2)\beta] + 2\lambda\beta^{-1}[24+11d+d^2+(d+2)^2\beta] \\ + (d+2)\beta^{-1}[d+3+(d+8)\beta] - (d+2)(1+\beta)\beta^{-2}[d+3+(d+2)\beta], \quad (C10)$$

Here,  $\lambda = \mu_0(1 - T/T_0)$ .

- 
- [1] M. Smoluchowski, Sur le chemin moyen parcouru par les molecules d'un gaz et sur son rapport avec la théorie de la diffusion, Bulletin International d'Academie des Sciences de Cracovie, Classe des Sciences Mathématiques et Naturelles, 202 (1906). English translation in: Marian Smoluchowski, Selected Scientific Works, editor Bogdan Cichocki, Wydawnictwa Uniwersytetu Warszawskiego, Warsaw 2017, pp. 77-86.
  - [2] M. Smoluchowski, Zur kinetischen theorie der brown-schen molekularbewegung und der suspensionen, Annalen der Physik **326**, 756 (1906). English translation in: Marian Smoluchowski, Selected Scientific Works, editor Bogdan Cichocki, Wydawnictwa Uniwersytetu Warszawskiego, Warsaw 2017, pp. 87-106.
  - [3] A. Einstein, Über einen die erzeugung und verwandlung des liches betreffenden heuristischen gesichtspunkt, Annalen der Physik **322**, 132 (1905).
  - [4] F. Reif, *Fundamentals of Statistical and Thermal Physics* (McGraw-Hill, 1965).
  - [5] J. H. Jeans, LXX. The persistence of molecular velocities in the kinetic theory of gases, The London, Edinburgh, and Dublin Philosophical Magazine and Journal of Science **8**, 700 (1904).
  - [6] J. H. Jeans, *An Introduction to the Kinetic Theory of Gases* (Cambridge University Press, Cambridge, UK, 2009).
  - [7] L. M. Yang, Kinetic theory of diffusion in gases and liquids I. Diffusion and the Brownian motion, Proc. R. Soc. Lond. A **198**, 94 (1949).
  - [8] S. B. Yuste, R. Gómez González, and V. Garzó, Gaseous diffusion as a correlated random walk, Phys. Rev. E **110**, 014102 (2024).
  - [9] S. Chapman, T. Cowling, and C. Cercignani, *The Mathematical Theory of Non-uniform Gases* (Cambridge University Press, Cambridge, UK, 1970).
  - [10] N. V. Brilliantov and T. Pöschel, *Kinetic Theory of Granular Gases* (Oxford University Press, 2004).
  - [11] V. Garzó, *Granular Gaseous Flows* (Springer Nature, Cham, 2019).
  - [12] I. Goldhirsch and G. Zanetti, Clustering instability in dissipative gases, Phys. Rev. Lett. **70**, 1619 (1993).
  - [13] S. McNamara, Hydrodynamic modes of a uniform granular medium, Phys. Fluids A **5**, 3056 (1993).
  - [14] J. J. Brey, J. W. Dufty, C. S. Kim, and A. Santos, Hydrodynamics for granular flows at low density, Phys. Rev. E **58**, 4638 (1998).
  - [15] J. J. Brey, M. J. Ruiz-Montero, and D. Cubero, Origin of density clustering in a freely evolving granular gas, Phys. Rev. E **60**, 3150 (1999).
  - [16] V. Garzó, Instabilities in a free granular fluid described by the Enskog equation, Phys. Rev. E **72**, 021106 (2005).
  - [17] V. Garzó, J. M. Montanero, and J. W. Dufty, Mass and heat fluxes for a binary granular mixture at low density, Phys. Fluids **18**, 083305 (2006).
  - [18] P. P. Mitrano, V. Garzó, A. M. Hilger, C. J. Ewasko, and C. M. Hrenya, Assessing a hydrodynamic description for instabilities in highly dissipative, freely cooling granular gases, Phys. Rev. E **85**, 041303 (2012).
  - [19] J. J. Brey and M. J. Ruiz-Montero, Shearing instability of a dilute granular mixture, Phys. Rev. E **87**, 022210 (2013).
  - [20] P. P. Mitrano, V. Garzó, and C. M. Hrenya, Instabilities in granular binary mixtures at moderate density, Phys. Rev. E **89**, 020201 (R) (2014).
  - [21] V. Garzó, Stability of freely cooling granular mixtures at moderate densities, Chaos, Solitons and Fractals **81**, 497 (2015).
  - [22] V. Garzó and J. M. Montanero, Diffusion of impurities in a granular gas, Phys. Rev. E **69**, 021301 (2004).
  - [23] V. Garzó and F. Vega Reyes, Mass transport of impurities in a moderately dense granular gas, Phys. Rev. E **79**, 041303 (2009).
  - [24] G. A. Bird, *Molecular Gas Dynamics and the Direct Simulation Monte Carlo of Gas Flows* (Clarendon Press, Oxford, 1994).
  - [25] E. Abad, S. B. Yuste, and V. Garzó, On the mean square

- displacement of intruders in freely cooling granular gases, *Granular Matter* **24**, 111 (2022).
- [26] P. K. Haff, Grain flow as a fluid-mechanical phenomenon, *J. Fluid Mech.* **134**, 401 (1983).
  - [27] V. Garzó and J. W. Dufty, Homogeneous cooling state for a granular mixture, *Phys. Rev. E* **60**, 5706 (1999).
  - [28] S. T. Paik, Is the mean free path the mean of a distribution?, *American Journal of Physics* **82**, 602 (2014).
  - [29] M. Rubinstein and R. H. Colby, *Polymer Physics* (Oxford University Press, 2003).
  - [30] A. Y. Grosberg and A. R. Khokhlov, *Statistical Physics of Macromolecules* (American Institute of Physics, New York, 1994).
  - [31] A. Bodrova, A. V. Chechkin, A. G. Cherstvy, and R. Metzler, Quantifying non-ergodic dynamics of force-free granular gases, *Phys. Chem. Chem. Phys.* **17**, 21791 (2015).
  - [32] A. S. Bodrova, Diffusion in multicomponent granular mixtures, *Phys. Rev. E* **109**, 024903 (2024).
  - [33] A. S. Bodrova and A. I. Osinsky, Anomalous diffusion in polydisperse granular gases, *Phys. Rev. E* **111**, 035402 (2025).
  - [34] A. Bodrova, A. K. Dubey, S. Puri, and N. Brilliantov, Intermediate regimes in granular brownian motion: Superdiffusion and subdiffusion, *Phys. Rev. Lett.* **109**, 178001 (2012).
  - [35] R. Gómez González, V. Garzó, R. Brito, and R. Soto, Diffusion of impurities in a moderately dense confined granular gas, *Physics of Fluids* **36**, 123387 (2024).
  - [36] A. Santos and S. M. Blinde, Inelastic collisions of two spheres. Wolfram demonstrations project.
  - [37] T. P. C. van Noije and M. H. Ernst, Velocity distributions in homogeneous granular fluids: the free and heated case, *Granular Matter* **1**, 57 (1998).