



# R-Bench: Graduate-level Multi-disciplinary Benchmarks for LLM & MLLM Complex Reasoning Evaluation

Meng-Hao Guo<sup>1</sup> Jiajun Xu<sup>\*1</sup> Yi Zhang<sup>\*1</sup> Jiayi Song<sup>\*1</sup> Haoyang Peng<sup>\*1</sup> Yi-Xuan Deng<sup>\*1</sup> Xinzhi Dong<sup>\*1</sup>  
 Kiyohiro Nakayama<sup>2</sup> Zhengyang Geng<sup>3</sup> Chen Wang<sup>4</sup> Bolin Ni<sup>5</sup> Guo-Wei Yang<sup>6</sup>  
 Yongming Rao<sup>†5</sup> Houwen Peng<sup>†5</sup> Han Hu<sup>5</sup> Gordon Wetzstein<sup>2</sup> Shi-Min Hu<sup>†</sup>✉<sup>1</sup>

## Abstract

Reasoning stands as a cornerstone of intelligence, enabling the synthesis of existing knowledge to solve complex problems. Despite remarkable progress, existing reasoning benchmarks often fail to rigorously evaluate the nuanced reasoning capabilities required for complex, real-world problem-solving, particularly in multi-disciplinary and multimodal contexts. In this paper, we introduce a graduate-level, multi-disciplinary, English-Chinese benchmark, dubbed as **Reasoning Bench** ( $\mathcal{R}$ -Bench), for assessing the reasoning capability of both language and multimodal models.  $\mathcal{R}$ -Bench spans 1,094 questions across 108 subjects for language model evaluation and 665 questions across 83 subjects for multimodal model testing in both English and Chinese. These questions are meticulously curated to ensure rigorous difficulty calibration, subject balance, and cross-linguistic alignment, enabling the assessment to be an Olympiad-level multi-disciplinary benchmark. We evaluate widely used models, including OpenAI o1, GPT-4o, DeepSeek-R1, *etc.* Experimental results indicate that advanced models perform poorly on complex reasoning, especially multimodal reasoning. Even the top-performing model OpenAI o1 achieves only 53.2% accuracy on our multimodal evaluation. Data and code are made publicly available at [here](https://github.com/ReasoningBench).

## 1. Introduction

*“Setting goals is the first step in turning the invisible into the visible.”* — Tony Robbins

<sup>\*</sup>Second authors listed randomly, <sup>†</sup>Joint project lead, <sup>1</sup>Tsinghua University, <sup>2</sup>Stanford University, <sup>3</sup>Carnegie Mellon University, <sup>4</sup>University of Pennsylvania, <sup>5</sup>Tencent Hunyuan X, <sup>6</sup>Fitten. Correspondence to: Shi-Min Hu <[shimin@tsinghua.edu.cn](mailto:shimin@tsinghua.edu.cn)>.

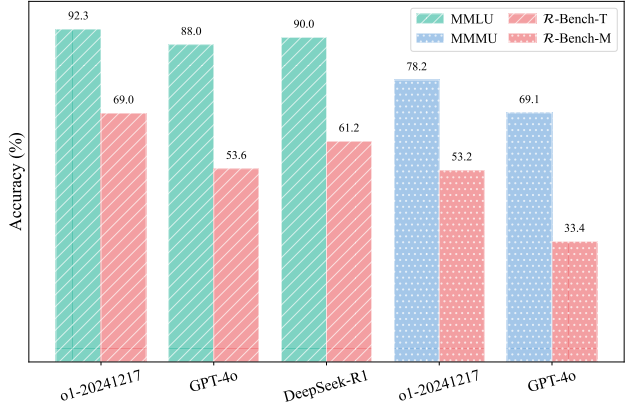


Figure 1. Top-1 accuracy comparison of different models on MMLU, MMMU, and  $\mathcal{R}$ -Bench.  $\mathcal{R}$ -Bench poses a greater challenge to current models.

Reasoning, the systematic process of synthesizing knowledge to solve novel problems, lies at the heart of intelligence. Yet, as foundation models grow increasingly sophisticated, existing benchmarks fail to comprehensively assess their *complex reasoning* capabilities. As shown in the above quote, before equipping foundation models with reasoning skills, we should first define goals for them by establishing a reliable evaluation to assess their reasoning capabilities.

As noted in (Kahneman, 2011) and (Wei et al., 2022), realizing **system-I**, *a.k.a.*, quick and intuitive thinking and **system-II**, *a.k.a.*, slow and deliberate reasoning raises distinct requirements on foundation models. Similarly, assessing quick thinking and complex reasoning requires substantially different assessment methods. On the one hand, evaluating **system-I** needs to evaluate the knowledge and memory, which requires collecting various daily conversations and knowledge-based questions *e.g.*, concept and common sense questions. On the other hand, evaluating **system-II** requires evaluating complex reasoning skills. It requires gathering a diverse range of reasoning questions, such as analytical and deductive ones, which is more chal-

Table 1. Comp. denotes comprehensiveness. o1 saturation represents o1 (OpenAI, 2024b) performance on this benchmark. It reflects the challenge that the benchmark poses to advanced models.

Name	Comp.	o1 Saturation	Language
MMLU	✓	0.923	en
AIME@2024	✗	0.744	en
$\mathcal{R}$ -Bench-T	✓	0.690	en & zh
MMMU	✓	0.782	en
$\mathcal{R}$ -Bench-M	✓	0.532	en & zh

lenging to collect and filter than the former. In this paper, we focus on building a reliable complex reasoning benchmark for both large language models (LLMs) and multimodal large language models (MLLMs).

How can we design an ideal assessment for complex reasoning? We believe following four properties are critical.

- **Comprehensiveness.** Evaluating the intelligence of foundation models is akin to evaluating human intelligence. We cannot focus on just one aspect, such as mathematics. A comprehensive evaluation is essential.
- **Difficulty.** A meaningful evaluation should exhibit the capability to effectively discriminate between the performance of different models and provide valuable insights for guiding model improvement. At present, foundation models are developing rapidly, and some simple benchmarks have been saturated and cannot provide guidance and discrimination for advanced models.
- **Multimodality.** We live in a multimodal world, constantly processing various visual and linguistic signals. Therefore, an ideal benchmark should be designed to assess both LLMs and MLLMs.
- **Multilingualism.** We believe that performing complex reasoning is more challenging than understanding multiple languages. A model with robust complex reasoning skills should be capable of solving reasoning problems across different languages. This is like for a human expert, he or she will not lose the ability to address problems due to language changes. Thus, assessing model performance on equally difficult questions across languages is essential. It will provide insight into whether the model has genuinely learned to reason or is merely overfitting to a specific language.

While there have been attempts to create an ideal reasoning benchmark, to the best of our knowledge, existing benchmarks cannot incorporate all four of these key properties simultaneously. Here, we take some widely used reasoning

benchmarks as examples. MMLU (Hendrycks et al., 2021) is a comprehensive benchmark for multi-discipline understanding, which has served as a critical guide for the development of foundation models in recent years. However, considering the current level of model intelligence, this benchmark is close to saturation (*e.g.*, o1 (OpenAI, 2024b) has achieved 92.3% accuracy on it). Besides, it does not take multimodality and multilingualism into consideration, which is also critical for an ideal reasoning test. MMMU (Yue et al., 2024a) is a holistic evaluation for multimodal reasoning tests. With the launch of o1 (OpenAI, 2024b), this benchmark is also close to saturation. Also, it cannot be used to evaluate language models and ignores multilingual testing. We show the comparison of MMLU, MMMU, and  $\mathcal{R}$ -Bench in Fig. 1 and Tab. 1. Frontiermath (Glazer et al., 2024) collects some challenging problems specifically designed for advanced mathematical reasoning evaluation, which indicates that current models still exhibit weaknesses in mathematical reasoning. However, it falls short in comprehensiveness and multilingual testing. This also applies to Omni-Math (Gao et al., 2024) and AIME (OpenAI, 2024b), both of which serve as benchmarks focused on employing mathematical olympiad challenges.

In this paper, our goal is to build a benchmark  $\mathcal{R}$ -Bench that aligns with the four properties we proposed for evaluating the reasoning abilities of intelligent models. To achieve that, we follow more than 100 college courses from 19 departments at Tsinghua University and collect challenging problems from their exams, textbooks, quizzes, homework, *etc.* After multiple rounds of rigorous screening by experts and models, we finally select 1,094 questions spanning 108 subjects for language models reasoning test, and 665 questions covering 83 subjects for multimodal models reasoning test. We will present the detailed screening process in the Sec 2. After building the  $\mathcal{R}$ -Bench benchmark, we test the reasoning capabilities of various powerful proprietary models such as o1 (OpenAI, 2024b), GPT-4o (OpenAI, 2024a), Gemini (Team et al., 2023), Claude (Anthropic, 2024a), and open-sourced models such as Llama 3 (Touvron et al., 2023), Qwen 2.5 (Yang et al., 2024), *etc.* From experiments, our observations and findings are summarized as follows:

- With the emergence of advanced models like o1, existing multidisciplinary evaluations have nearly reached saturation. Besides, solely relying on math problems, *e.g.*, mathematical olympiad problems, may bring bias in model evaluation. Therefore, the community needs challenging multi-disciplinary benchmarks to guide foundational models in enhancing their reasoning abilities, and the goal of  $\mathcal{R}$ -Bench is to address it.
- We illustrate from three dimensions — expert scoring, model scoring, and model thinking time — that  $\mathcal{R}$ -Bench is a more complex benchmark with higher

requirements for model reasoning compared to existing multidisciplinary benchmarks MMLU and MMMU.

- Multimodal complex reasoning remains challenging. Despite rapid advances, models lag behind text-based reasoning. For instance, GPT-4o scores 53.6% on text but only 33.7% in multimodal reasoning on  $\mathcal{R}$ -Bench.
- Chain of Thought (CoT) can enhance reasoning abilities in most chat models, such as GPT-4o. However, for reasoning models like o1-mini, CoT does not have the same effect. This may be because reasoning models inherently build CoT, making explicit CoT ineffective.
- Models maintain high consistency in answering Chinese and English questions of equal difficulty, exceeding 70% for most models, demonstrating strong cross-lingual reasoning capabilities.
- Foundation models perform differently across disciplines. Specifically, GPT-4o achieves 30.4%–68.3% accuracy across various fields.

## 2. $\mathcal{R}$ -Bench

In this section, we will thoroughly introduce the construction process of  $\mathcal{R}$ -Bench. The entire process involves multiple steps such as data collection, filtering and improving. The overall pipeline is illustrated in Fig. 2.

### 2.1. Data collection

Before gathering reasoning questions, we conducted an investigation of the curriculum systems of graduate and undergraduate students across 19 different departments at Tsinghua University. Based on our survey, we obtained a collection list covering over 100 courses across 19 departments, which is shown in Fig. 2 Step 1.

After acquiring a collection list, we recruit senior undergraduates and graduate students from different departments as experts to provide reasoning question-answer pairs. We recruit a total of 51 experts, with at least two participants from each department, to help us collect and filter questions. During the collection process, we mainly focus on controlling the following key aspects: 1) The questions should align with the collection list we provide. 2) The professional expertise should filter out “knowledge-based” questions—those that rely solely on memory rather than reasoning, such as concept-definition questions. Simultaneously, experts should retain reasoning-based questions and ensure they present a sufficient degree of difficulty. 3) All questions should have corresponding answers that can be automatically verified. In this collecting process, we exclude proof-based questions, as current automated methods cannot verify the correctness of proofs. The process above is shown in Fig. 2 Step 2.

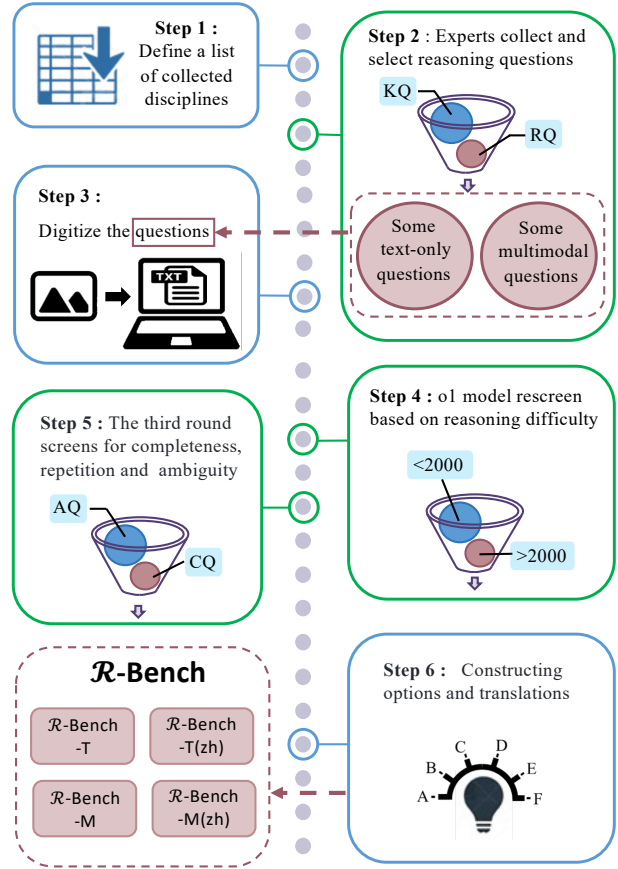


Figure 2. Pipeline of building  $\mathcal{R}$ -Bench. The process is divided into six steps, which are detailed in Sec. 2. The funnel represents screening. We always filter out the blue ball and preserve the brown one. In Step 2, KQ and RQ denote knowledge-based questions and reasoning-based questions, respectively. In Step 4,  $< 2000$  indicates that the reasoning tokens of o1 are less than 2000. Finally, in Step 5, AQ and CQ represent ambiguous questions and clear questions, respectively. -T indicates text-only testing for LLMs. -M means multimodal testing. zh represents the Chinese version.

After the two steps above, we collected a total of 10,270 questions. Among them, 7,163 questions, which do not include images, are designated for testing language models, while the remaining 3,107 questions, containing images, are allocated for testing multimodal models.

### 2.2. Data digitization

After initially collecting the questions, we find that the collected questions are in a messy format, including pictures, screenshots, text, *etc.* In addition, the summary question files provided by different experts are also different, including pdf, word, excel, *etc.* Therefore, we need to organize and digitize this data.

Examples for language models reasoning ability test			
<p><b>Major: computer science;</b> <b>Subject: data structure.</b></p> <p>In the undirected graph <math>G=(V,E)</math> where <math>V=\{1,2,3,4,5,6,7\}</math> and <math>E=\{(1,2), (1,3), (2,3), (4,5), (3,6), (4,7), (5,7)\}</math>, how many different spanning forests does the graph <math>G</math> contain? Note: If the edge sets of two spanning forests are different, they are considered different spanning forests.</p> <p>A : 14   <b>B : 9</b>   C : 10   D : 12   E : 11 F : All other answers are incorrect</p>	<p style="text-align: center;"><b>Major: math;</b> <b>Subject: complex variable function.</b></p> <div style="display: flex; justify-content: space-between;"> <div style="width: 48%; padding: 5px;"> <p style="text-align: center; border: 1px solid black; display: inline-block;">English</p> <p>Consider the polynomial <math>p(z) = z^5 + z^3 + 5z^2 + 2</math>. How many zero points (counting multiplicities) does <math>p</math> have in the annulus <math>1 &lt;  z  &lt; 2</math>?</p> <p>A : 5   <b>B : 3</b> C : 2   D : All other answers are incorrect E : 4   F : 6</p> </div> <div style="width: 48%; padding: 5px;"> <p style="text-align: center; border: 1px solid black; display: inline-block;">Chinese</p> <p>考虑多项式 <math>p(z) = z^5 + z^3 + 5z^2 + 2</math> 在环域 <math>1 &lt;  z  &lt; 2</math> 中 <math>p</math> 有多少个零点 (计入重数)?</p> <p>A : 5   <b>B : 3</b> C : 2   D : 其他答案都不正确 E : 4   F : 6</p> </div> </div>		

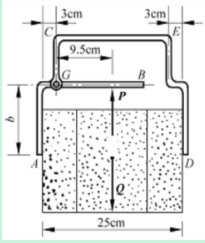
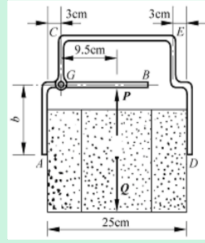
Examples for multimodal models reasoning ability test			
<p><b>Major: mechanical engineering;</b> <b>Subject: theoretical mechanics.</b></p>			
<p style="text-align: center; border: 1px solid black; display: inline-block;">English</p> <p>The width of the brick clamp is 25 cm, and the curved rods AGB and GCED are hinged at point G, with dimensions as shown in the figure. Suppose the weight of the brick is <math>Q=120\text{N}</math> and the force <math>P</math> that lifts the brick acts along the centerline of the brick clamp. The coefficient of friction between the brick clamp and the brick is <math>f=0.5</math>. Determine the maximum value of distance <math>b</math> required to lift the brick using the clamp.</p> <p>A : 9 cm   <b>B : 11 cm</b>   C : 15 cm D : 20 cm   E : 25 cm   F : All other answers are incorrect</p>		<p style="text-align: center; border: 1px solid black; display: inline-block;">Chinese</p> <p>砖夹的宽度为 25 cm，曲杆 AGB 与 GCED 在 G 点铰接，尺寸如图所示。设砖重 <math>Q=120\text{N}</math> 提起砖的力 <math>P</math> 作用在砖夹的中心线上，砖夹与砖间的摩擦系数 <math>f=0.5</math>。若想把砖夹起，试求距离 <math>b</math> 的最大值?</p> <p>A : 9 cm   <b>B : 11 cm</b>   C : 15 cm D : 20 cm   E : 25 cm F : 其他答案都不正确</p>	

Figure 3. Some examples in  $\mathcal{R}$ -Bench. These examples show that  $\mathcal{R}$ -Bench is multidisciplinary, multimodal, and multilingual. As shown in the figure, the problems in  $\mathcal{R}$ -Bench are complex and cannot be solved by quick thinking, which shows that  $\mathcal{R}$ -Bench focuses on deep reasoning problems rather than knowledge problems, such as conceptual problems.

To do so, we recruit a data annotation team of about 20 people. They are responsible for organizing, digitizing, checking, and compiling all the questions into Excel sheets. The questions used for language models are organized in the following format:

“Department - Subject - Question (text) - Answer (text) - Original Question (text, screenshots, photos, *etc.*) - Original Answer (text, screenshots, photos, *etc.*)”.

As for questions designed for multimodal models, they are organized into the following format:

“Department - Subject - Question (text) - Answer (text) - Question Images - Original Question (text, screenshots, photos *etc.*) - Original Answer (text, screenshots, photos *etc.*)”.

In this process, we utilize tools such as GPT-4o and Mathpix for OCR processing, followed by manual proofreading to ensure it is correct. After the data team organizes the data, we perform a double-check on the OCR results.

### 2.3. Data filtering

As shown in Fig. 2, the funnels in steps 2, 4, and 5 represent three different rounds of data filtering. These three rounds of screening represent expert screening, model-based filtering, and manual review.

**Expert-screening.** As mentioned in Sec. 2.1, we recruit experts from different departments to provide questions for us. They primarily rely on their professional knowledge to filter out “knowledge-based” questions while retaining “reasoning-based” questions.

**Model-screening.** OpenAI o1 (OpenAI, 2024b) is a widely used reasoning model. When we call its API, it returns the number of reasoning tokens, which, to some extent, reflects the difficulty of the question. In this round of screening, we mainly focus on the difficulty of reasoning. We filter out the questions with less than 2,000 reasoning tokens to ensure that our  $\mathcal{R}$ -Bench is a benchmark for reasoning evaluation.



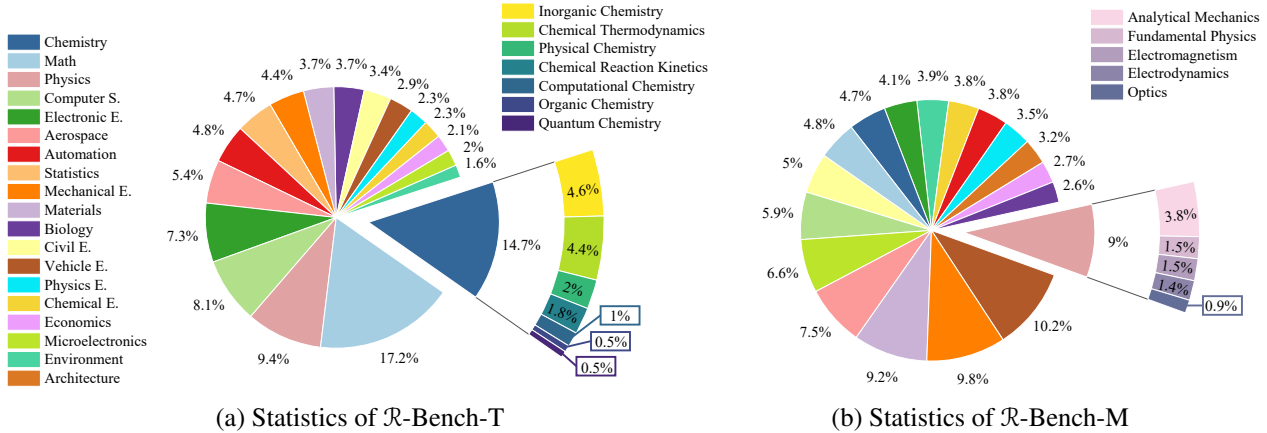


Figure 4. According to statistics on  $\mathcal{R}$ -Bench, the benchmark spans 19 departments, including mathematics, physics, biology, computer science, and chemistry, covering over 100 subjects such as Inorganic Chemistry, Chemical Reaction Kinetics, and Electromagnetism. It features 1,094 questions designed for testing language models and 665 questions specifically tailored for evaluating multimodal reasoning capabilities. For a detailed list of subjects, please refer to the appendix.

**Manual review.** Our manual review focuses on whether the question conditions are complete, whether the questions are repeated, whether the questions are ambiguous, and the balance of subjects.

Checking for completeness, repetition, and ambiguity require multiple rounds of thorough review by different individuals to eliminate ambiguities, along with the use of duplication detection tools to avoid repetition. As for the balance check, to reduce testing bias from subject imbalance, we limit the number of questions per subject to a maximum of 50 by filtering out excess.

#### 2.4. Conducting options and translations

In order to enable answers to be evaluated automatically and accurately, we convert all questions such as analytical, fill-in-the-blank, and multiple-choice questions into the single-choice question format. We use GPT-4o to construct 5 options for each question and add an option “All other answers are incorrect”, which equips each question with 6 candidate answers. Then, we check the options multiple times to ensure the correctness of our construction. Furthermore, we manually adjust the options to ensure a sufficient numerical gap between them, thereby avoiding errors caused by numerical approximations.

Besides, in order to enable  $\mathcal{R}$ -Bench to acquire the multilingual property, we manually constructed English-Chinese translations for each question. During the translation process, we utilize tools like GPT-4o. Each question is meticulously reviewed and refined by three experts fluent in both English and Chinese to ensure correctness and clarity.

#### 2.5. Overview of $\mathcal{R}$ -Bench

After completing the aforementioned steps, we develop  $\mathcal{R}$ -Bench, a graduate-level, multi-discipline, multilingual benchmark designed to evaluate complex reasoning capabilities for both language and multimodal models. Fig. 3 illustrates several examples from  $\mathcal{R}$ -Bench, clearly highlighting its above distinctive features.

$\mathcal{R}$ -Bench can be divided into four sub-benchmarks:  $\mathcal{R}$ -Bench-T and  $\mathcal{R}$ -Bench-T(zh) for language model evaluation,  $\mathcal{R}$ -Bench-M and  $\mathcal{R}$ -Bench-M(zh) for multimodal model evaluation. Here,  $\mathcal{R}$ -Bench-T denotes  $\mathcal{R}$ -Bench using text-only questions in English for LLM evaluation, whereas  $\mathcal{R}$ -Bench-T(zh) represents  $\mathcal{R}$ -Bench using text-only questions in Chinese for LLM evaluation. Likewise, the other two notations follow the same naming convention.

We conduct statistical analysis on  $\mathcal{R}$ -Bench with the results presented in Fig. 4. It presents the  $\mathcal{R}$ -Bench-T statistics for text-only questions used in evaluating the reasoning capabilities of language models.  $\mathcal{R}$ -Bench-T spans 18 departments, including mathematics, biology, chemistry, computer science, electronic engineering, and others. It encompasses over 108 subjects, such as calculus, number theory, analytic geometry, ordinary differential equations, and functional analysis, and comprises a total of 1,094 questions. Fig. 4 also presents the statistics of  $\mathcal{R}$ -Bench-M, which evaluates the reasoning capabilities of multimodal models.  $\mathcal{R}$ -Bench-M incorporates a diverse set of question types requiring both textual and visual inputs. It covers 18 departments, such as physics, biology, architecture, and economics, and includes 83 subjects, such as thermodynamics, molecular biology, structural design, and microeconomics, including a total of 665 questions. It is worth noting that we provide English and Chinese versions for all questions.

Table 2. Comparison of reasoning requirements for problems in  $\mathcal{R}$ -Bench-T and MMLU via expert and o1 voting.

	$\mathcal{R}$ -Bench-T win	MMLU win	Tie
Expert voting	85.94%	10.62%	3.44%
o1 voting	76.67%	20.00%	3.33%

Table 3. Comparison of reasoning requirements for problems in  $\mathcal{R}$ -Bench-M and MMMU via expert and o1 voting.

	$\mathcal{R}$ -Bench-M win	MMMU win	Tie
Expert voting	76.88%	15.94%	7.19%
o1 voting	83.33%	13.33%	3.33%

### 3. Experiments

After developing  $\mathcal{R}$ -Bench, we utilize it to assess the complex reasoning capabilities of various LLMs and MLLMs, including both open-source models such as Llama and close-source models such as GPT-4o. Firstly, we aim to demonstrate that  $\mathcal{R}$ -Bench is a benchmark for complex reasoning through expert scoring (user study) and o1 model scoring. Then, we evaluate the reasoning capabilities of models with and without CoT prompting under a zero-shot setting. Finally, we analyze the experiments and summarize observations and findings from the experimental process.

#### 3.1. Reasoning comparison with other benchmarks

To illustrate that  $\mathcal{R}$ -Bench is a benchmark designed to evaluate reasoning ability, we employ two methods: expert scoring and reasoning model scoring.

We conducted expert scoring through user studies. To be specific, we randomly selected 30 questions from  $\mathcal{R}$ -Bench-T and another 30 questions from MMLU and presented them to experts for pairwise comparisons to determine which question required more reasoning skills to solve. We constructed similar experiments using the same settings between  $\mathcal{R}$ -Bench-M and MMMU.

For reasoning model scoring, we adopted two approaches. On one hand, we used the o1 model to determine which question required more reasoning ability based on the number of reasoning tokens (reasoning time); on the other hand, we asked the o1 model to directly compare the two questions and determine which one required more reasoning.

The results are shown in Tab. 2, 3 and 4. The results indicate that both o1’s judgment and the experts’ judgment consider  $\mathcal{R}$ -Bench to require significantly higher reasoning ability compared to MMLU and MMMU.

Table 4. The average thinking time of o1 on 30 randomly selected samples from different benchmarks. TT denotes thinking time.

	MMLU	$\mathcal{R}$ -Bench-T	MMMU	$\mathcal{R}$ -Bench-M
TT	13.5s	98.2s (7.3 $\times$ )	20.3s	91.7s (4.5 $\times$ )

#### 3.2. Evaluating reasoning capability of different models

We employ  $\mathcal{R}$ -Bench-T to assess the reasoning capabilities of various LLMs such as o1 (OpenAI, 2024b), GPT-4o (OpenAI, 2024a), DeepSeek-R1 (AI, 2025), Gemini (Team et al., 2024), Claude3.5 (Anthropic, 2024b), Qwen2.5 (Yang et al., 2024), Llama3 (Dubey et al., 2024), etc, in both English and Chinese settings. The evaluation involves utilizing API calls and deploying open-source models locally. For API calls, we utilize the official interfaces with default hyperparameters. For open-source models, we deploy their weights locally using vLLM (Kwon et al., 2023), setting the temperature to 0 while keeping all other parameters at their default values. The evaluation was conducted using the tools provided by OpenCompass (Contributors, 2023). In all tests, the CoT prompt is used by default. For details on the specific prompts, please refer to our appendix. In the results shown in Tab. 5, we found that models designed for reasoning tasks, such as o1, outperform chat models like GPT-4o in complex reasoning. Besides, there remains a significant gap in complex reasoning between open-source models and commercial models.

Moreover, we utilize  $\mathcal{R}$ -Bench-M to evaluate the reasoning capabilities of various MLLMs, including o1 (OpenAI, 2024b), GPT-4o (OpenAI, 2024a), Claude 3.5 (Anthropic, 2024b), Qwen2.5-VL (Yang et al., 2024), and InternVL 2.5 (Chen et al., 2024), etc, across both English and Chinese languages. The evaluation also involves utilizing API calls and deploying open-source models locally. For API calls, we utilize the official interfaces with default hyperparameters. For open-source models, we deploy their weights locally using VLMEvalKit (Duan et al., 2024), setting the temperature to 0 while keeping all other parameters at their default values. In all tests, the CoT prompt is used by default. For details on the specific prompts, please refer to our appendix. We draw three conclusions from the results in Tab. 6. First, we found that models perform worse in multimodal complex reasoning compared to reasoning in a purely linguistic environment. Second, the reasoning model o1 still demonstrates outstanding performance in multimodal complex reasoning evaluation. Third, the gap between open-source and closed-source models is even more pronounced in multimodal complex reasoning.

Table 5. Performance comparison of various models on  $\mathcal{R}$ -Bench-T in zero-shot settings with CoT. The table is divided by a middle line: API-based models are listed above the line, while open-source models are shown below. ‘zh’ indicates the Chinese version. The values in the table represent the Top-1 accuracy, in %.

Model Name	$\mathcal{R}$ -Bench-T	$\mathcal{R}$ -Bench-T(zh)
o1-20241217	69.0	70.1
Gemini-2.0-flash-thinking	68.4	67.5
Doubao1.5pro-20250121	62.0	63.4
o1-preview@20240912	62.3	62.6
o1-mini@20240912	64.0	59.9
Doubao-pro-20241215	60.7	60.8
Claude3.5-sonnet@0620	57.5	57.0
GPT-4o-20241120	53.6	51.6
MiniMax-Text-01	53.8	53.6
GLM-Zero-Preview	53.6	48.6
ERNIE-4.0-8K-Latest	39.7	50.1
Deepseek-R1	61.2	59.3
Deepseek-V3	59.6	56.6
Qwen3-235B-A22B	58.0	58.4
Qwen3-32B	52.3	54.3
Qwen2.5-72B-Instruct	53.7	52.0
Llama-3.3-70B-Instruct	49.5	47.6
Qwen2.5-32B-Instruct	50.8	49.9
Gemma-2-27b-it	36.0	38.9
Phi-4-14B	55.3	47.3
Phi-3-14B	29.5	24.4
Qwen3-8B	47.5	45.9
InternLM3-8B-Instruct	41.1	45.8
Qwen2.5-7B-Instruct	43.6	44.5
GLM-4-9b-chat	25.6	32.4
Llama-3.1-8B-Instruct	26.1	23.6
Llama-3.2-3B-Instruct	24.2	24.0

### 3.3. Observations and findings

**Multimodal reasoning remains challenging for current models.** We compared the performance of the same model on  $\mathcal{R}$ -Bench-T and  $\mathcal{R}$ -Bench-M. For example, o1 achieved 69.0% on  $\mathcal{R}$ -Bench-T but only 53.2% on  $\mathcal{R}$ -Bench-M. The same situation also occurs in other models, such as GPT-4o. It indicates that the model’s capability in language reasoning significantly surpasses its ability in multimodal reasoning. Therefore, a key focus of research in the recent future will be how to transfer linguistic intelligence to the multimodal domain.

**The effect of CoT.** In Tab. 7, we tested the effect of CoT on five models. As seen in the table, most models benefit from CoT, but it has no impact on o1-mini. The results indicate that CoT enhances the performance of chat models like GPT-4o. However, it has no notable impact on reasoning-

Table 6. Performance comparison of various models on  $\mathcal{R}$ -Bench-M in zero-shot settings with CoT. The table is divided by a middle line: API-based models are listed above the line, while open-source models are shown below. ‘zh’ indicates the Chinese version. The values in the table represent the Top-1 accuracy, in %.

Model Name	$\mathcal{R}$ -Bench-M	$\mathcal{R}$ -Bench-M(zh)
o1-20241217	53.2	55.0
Claude3.5-sonnet@1022	39.7	38.3
Doubao1.5pro-20250121	37.9	42.4
GPT-4o-20241120	33.4	33.2
Gemini-1.5-Pro	35.5	35.9
Qwen2-VL-72B	25.1	25.7
Qwen2-VL-7B	19.6	22.3
LLaVA-OneVision-7B	23.8	23.5
DeepSeek-VL2	21.8	24.4
Llama3.2V-11B-Instruct	20.0	18.6
InternVL-2.5-8B	15.9	17.1

Table 7. Assessing the performance impact of CoT across different models on  $\mathcal{R}$ -Bench-T.

Model Name	w CoT(%)	w/o CoT(%)
o1-mini@20240912	64.0	64.0
GPT-4o-20241120	53.6	51.5
LLAMA3.3-70B-Instruct	49.5	47.4
Qwen2.5-32B-Instruct	50.8	44.6
Qwen2.5-7B-Instruct	43.6	42.6

focused models such as o1-mini. We conjecture that this discrepancy arises because reasoning models inherently utilize CoT-like mechanisms, leading to the explicit addition of CoT redundant and ineffective.

#### Consistency between English and Chinese questions.

As shown in Fig. 5, we tested the consistency of the same question across different languages on  $\mathcal{R}$ -Bench-T. It can be observed that most models, such as o1, Doubao1.5pro, and GPT-4o, exhibit a certain degree of consistency across different languages. This suggests that foundation models have already demonstrated a certain level of intelligence, enabling them to perform reasoning on problems of the same difficulty in different linguistic environments. However, these models are not perfect and still require further improvement in this aspect. This consistency reflects the extent to which the model overfits different languages. Therefore, we hope future models will focus more on learning how to reason rather than merely fitting to specific languages.

**Models show significant performance variation across disciplines.** Fig. 6 shows the performance of GPT-4o in

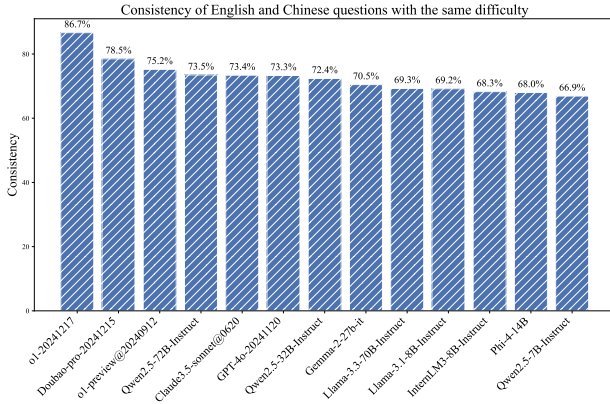


Figure 5. The performance of different models on questions of the same difficulty in Chinese and English.

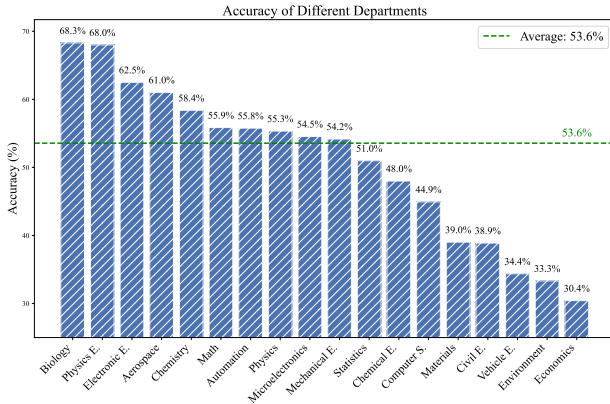


Figure 6. GPT-4o on  $\mathcal{R}$ -Bench-T across different departments, which shows large variation among different disciplines..

different areas of the  $\mathcal{R}$ -Bench-T benchmark. From the figure, it can be observed that the performance varies significantly across different domains, with a range reaching 37.9%. This suggests that if we want to improve the reasoning ability of models, we should take a comprehensive approach rather than focusing solely on improvements in a single subject, such as mathematics.

## 4. Related Work

### 4.1. Foundation models

With the emergence of ChatGPT (OpenAI, 2022), foundation models (Ouyang et al., 2022; Touvron et al., 2023; Yang et al., 2024; Jiang et al., 2023; Team et al., 2024; Zeng et al., 2022; Bi et al., 2024; Liu et al., 2024a; Cai et al., 2024; Anthropic, 2024a; Wu et al., 2024) are increasingly being

leveraged across diverse fields such as writing, coding, education, healthcare, finance, and more, serving as a source for providing intelligence. Now, foundation models have become an essential part of our daily work and life.

To build a high-quality foundation model, we believe that five key aspects are essential: pre-training (Vaswani et al., 2017; Raffel et al., 2020; Sun et al., 2023; Radford et al., 2021; 2018), supervised fine-tuning (Ouyang et al., 2022; Liu et al., 2024b; Pareja et al., 2024; Li et al., 2024; Zhu et al., 2023; Taori et al., 2023), preference optimization (Rafailov et al., 2024; Schulman et al., 2017; Lightman et al., 2023; Pal et al., 2024; Azar et al., 2024), test-time enhancement (Brown et al., 2020; Wei et al., 2022; OpenAI, 2024b; DeepSeek, 2024; Dong et al., 2022), and trustworthy evaluation (Chiang et al., 2024; Li et al., 2023; Chen et al., 2021; Jain et al., 2024; Yu et al., 2023). Reliable evaluation plays a crucial role in revealing models’ weaknesses and shortcomings, guiding further optimization and improvement, which is also the focus of this paper.

### 4.2. Evaluation for foundation models

Evaluating the intelligence of foundation models is a multifaceted and complex challenge, akin to assessing human intelligence. Researchers have introduced various evaluation benchmarks, broadly categorized into fast-thinking assessments (*a.k.a.*, system-I evaluation (Chiang et al., 2024; Dubois et al., 2024; Zheng et al., 2023; Lin et al., 2021; 2024; Lu et al., 2022; Yu et al., 2023; Li et al., 2023)), which requires the foundation models to memorize extensive knowledge and retrieve efficiently, and slow-thinking assessments (*a.k.a.*, system-II evaluation (Hendrycks et al., 2021; Yue et al., 2024a; Lu et al., 2023; Wang et al., 2024a; Liu et al., 2024c; Chen et al., 2021; Jimenez et al., 2023)), which emphasizes the complex reasoning skills of foundation models.  $\mathcal{R}$ -Bench focuses on the latter.

MMLU (Hendrycks et al., 2021) is the pioneer in reasoning evaluation, which proposes a multi-discipline understanding test. After that, lots of multi-discipline benchmarks (Rein et al., 2023; Wang et al., 2024b; Yue et al., 2024b) at the undergraduate or graduate level are proposed for reasoning assessment. However, with the rapid development of intelligent models (OpenAI, 2024b), these benchmarks are close to saturation. Besides, several studies (Glazer et al., 2024; Gao et al., 2024; Lu et al., 2023; Wang et al., 2024a) assess reasoning ability through complex mathematical problems such as mathematical olympiad challenges, which bring challenges and guidance to current foundation models. However, only guiding the model to improve its mathematical reasoning skills appears to be limited. In this paper, our target is to build a reliable benchmark for LLM and MLLM reasoning evaluation, which matches the comprehensiveness of MMLU (Hendrycks et al., 2021) while achieving



the difficulty of mathematical olympiad questions.

## 5. Conclusion

In this paper, we proposed  $\mathcal{R}$ -Bench, a graduate-level multi-disciplinary, multilingual benchmark for both LLM and MLLM reasoning evaluation, which has coverage similar to MMLU and MMMU while reaching the difficulty of mathematical competitions such as AIME@2024. We evaluated multiple closed-source and open-source models such as OpenAI o1, GPT-4o, DeepSeek-R1, etc. on  $\mathcal{R}$ -Bench and observed both the progress and limitations of current models in reasoning. Later, we will make the data and code available, hoping to provide guidance and insight for the development of foundation models.

## References

- AI, D. Deepseek-r1: Incentivizing reasoning capability in llms via reinforcement learning. *arXiv preprint arXiv:2501.12948*, 2025.
- Anthropic. The claude 3 model family: Opus, sonnet, haiku. <https://www.anthropic.com/news/claude-3-family>, 2024a.
- Anthropic. Introducing claude 3.5 sonnet. <https://www.anthropic.com/news/claude-3-5-sonnet>, 2024b.
- Azar, M. G., Guo, Z. D., Piot, B., Munos, R., Rowland, M., Valko, M., and Calandriello, D. A general theoretical paradigm to understand learning from human preferences. In *International Conference on Artificial Intelligence and Statistics*, pp. 4447–4455. PMLR, 2024.
- Bi, X., Chen, D., Chen, G., Chen, S., Dai, D., Deng, C., Ding, H., Dong, K., Du, Q., Fu, Z., et al. Deepseek llm: Scaling open-source language models with longtermism. *arXiv preprint arXiv:2401.02954*, 2024.
- Brown, T., Mann, B., Ryder, N., Subbiah, M., Kaplan, J. D., Dhariwal, P., Neelakantan, A., Shyam, P., Sastry, G., Askell, A., et al. Language models are few-shot learners. *Advances in neural information processing systems*, 33: 1877–1901, 2020.
- Cai, Z., Cao, M., Chen, H., Chen, K., Chen, K., Chen, X., Chen, X., Chen, Z., Chen, Z., Chu, P., Dong, X., Duan, H., Fan, Q., Fei, Z., Gao, Y., Ge, J., Gu, C., Gu, Y., Gui, T., Guo, A., Guo, Q., He, C., Hu, Y., Huang, T., Jiang, T., Jiao, P., Jin, Z., Lei, Z., Li, J., Li, J., Li, L., Li, S., Li, W., Li, Y., Liu, H., Liu, J., Hong, J., Liu, K., Liu, K., Liu, X., Lv, C., Lv, H., Lv, K., Ma, L., Ma, R., Ma, Z., Ning, W., Ouyang, L., Qiu, J., Qu, Y., Shang, F., Shao, Y., Song, D., Song, Z., Sui, Z., Sun, P., Sun, Y., Tang, H., Wang, B., Wang, G., Wang, J., Wang, J., Wang, R., Wang, Y., Wang, Z., Wei, X., Weng, Q., Wu, F., Xiong, Y., Xu, C., Xu, R., Yan, H., Yan, Y., Yang, X., Ye, H., Ying, H., Yu, J., Yu, J., Zang, Y., Zhang, C., Zhang, L., Zhang, P., Zhang, P., Zhang, R., Zhang, S., Zhang, S., Zhang, W., Zhang, W., Zhang, X., Zhang, X., Zhao, H., Zhao, Q., Zhao, X., Zhou, F., Zhou, Z., Zhuo, J., Zou, Y., Qiu, X., Qiao, Y., and Lin, D. Internlm2 technical report, 2024.
- Chen, M., Tworek, J., Jun, H., Yuan, Q., Pinto, H. P. D. O., Kaplan, J., Edwards, H., Burda, Y., Joseph, N., Brockman, G., et al. Evaluating large language models trained on code. *arXiv preprint arXiv:2107.03374*, 2021.
- Chen, Z., Wang, W., Cao, Y., Liu, Y., Gao, Z., Cui, E., Zhu, J., Ye, S., Tian, H., Liu, Z., et al. Expanding performance boundaries of open-source multimodal models with model, data, and test-time scaling. *arXiv preprint arXiv:2412.05271*, 2024.
- Chiang, W.-L., Zheng, L., Sheng, Y., Angelopoulos, A. N., Li, T., Li, D., Zhang, H., Zhu, B., Jordan, M., Gonzalez, J. E., et al. Chatbot arena: An open platform for evaluating llms by human preference. *arXiv preprint arXiv:2403.04132*, 2024.
- Contributors, O. Opencompass: A universal evaluation platform for foundation models. <https://github.com/open-compass/opencompass>, 2023.
- DeepSeek. Deepseek-r1 release. <https://api-docs.deepseek.com/news/news250120>, 2024.
- Dong, Q., Li, L., Dai, D., Zheng, C., Ma, J., Li, R., Xia, H., Xu, J., Wu, Z., Liu, T., et al. A survey on in-context learning. *arXiv preprint arXiv:2301.00234*, 2022.
- Duan, H., Yang, J., Qiao, Y., Fang, X., Chen, L., Liu, Y., Dong, X., Zang, Y., Zhang, P., Wang, J., et al. Vlmevalkit: An open-source toolkit for evaluating large multi-modality models. In *Proceedings of the 32nd ACM international conference on multimedia*, pp. 11198–11201, 2024.
- Dubey, A., Jauhri, A., Pandey, A., Kadian, A., Al-Dahle, A., Letman, A., Mathur, A., Schelten, A., Yang, A., Fan, A., et al. The llama 3 herd of models. *arXiv preprint arXiv:2407.21783*, 2024.
- Dubois, Y., Galambosi, B., Liang, P., and Hashimoto, T. B. Length-controlled alpacaEval: A simple way to debias automatic evaluators. *arXiv preprint arXiv:2404.04475*, 2024.
- Gao, B., Song, F., Yang, Z., Cai, Z., Miao, Y., Dong, Q., Li, L., Ma, C., Chen, L., Xu, R., et al. Omni-math: A universal olympiad level mathematic benchmark for large language models. *arXiv preprint arXiv:2410.07985*, 2024.

- Glazer, E., Erdil, E., Besiroglu, T., Chicharro, D., Chen, E., Gunning, A., Olsson, C. F., Denain, J.-S., Ho, A., Santos, E. d. O., et al. Frontiermath: A benchmark for evaluating advanced mathematical reasoning in ai. *arXiv preprint arXiv:2411.04872*, 2024.
- Hendrycks, D., Burns, C., Basart, S., Zou, A., Mazeika, M., Song, D., and Steinhardt, J. Measuring massive multitask language understanding. In *International Conference on Learning Representations*, 2021. URL <https://openreview.net/forum?id=d7KBjmI3GmQ>.
- Jain, N., Han, K., Gu, A., Li, W.-D., Yan, F., Zhang, T., Wang, S., Solar-Lezama, A., Sen, K., and Stoica, I. Livecodebench: Holistic and contamination free evaluation of large language models for code. *arXiv preprint arXiv:2403.07974*, 2024.
- Jiang, A. Q., Sablayrolles, A., Mensch, A., Bamford, C., Chaplot, D. S., Casas, D. d. l., Bressand, F., Lengyel, G., Lample, G., Saulnier, L., et al. Mistral 7b. *arXiv preprint arXiv:2310.06825*, 2023.
- Jimenez, C. E., Yang, J., Wettig, A., Yao, S., Pei, K., Press, O., and Narasimhan, K. Swe-bench: Can language models resolve real-world github issues? *arXiv preprint arXiv:2310.06770*, 2023.
- Kahneman, D. Thinking, fast and slow. *Farrar, Straus and Giroux*, 2011.
- Kwon, W., Li, Z., Zhuang, S., Sheng, Y., Zheng, L., Yu, C. H., Gonzalez, J. E., Zhang, H., and Stoica, I. Efficient memory management for large language model serving with pagedattention. In *Proceedings of the ACM SIGOPS 29th Symposium on Operating Systems Principles*, 2023.
- Li, B., Wang, R., Wang, G., Ge, Y., Ge, Y., and Shan, Y. Seed-bench: Benchmarking multimodal llms with generative comprehension. *arXiv preprint arXiv:2307.16125*, 2023.
- Li, B., Zhang, Y., Guo, D., Zhang, R., Li, F., Zhang, H., Zhang, K., Zhang, P., Li, Y., Liu, Z., et al. Llava-onevision: Easy visual task transfer. *arXiv preprint arXiv:2408.03326*, 2024.
- Lightman, H., Kosaraju, V., Burda, Y., Edwards, H., Baker, B., Lee, T., Leike, J., Schulman, J., Sutskever, I., and Cobbe, K. Let’s verify step by step. *arXiv preprint arXiv:2305.20050*, 2023.
- Lin, B. Y., Deng, Y., Chandu, K., Brahman, F., Ravichander, A., Pyatkin, V., Dziri, N., Bras, R. L., and Choi, Y. Wild-bench: Benchmarking llms with challenging tasks from real users in the wild. *arXiv preprint arXiv:2406.04770*, 2024.
- Lin, S., Hilton, J., and Evans, O. Truthfulqa: Measuring how models mimic human falsehoods. *arXiv preprint arXiv:2109.07958*, 2021.
- Liu, A., Feng, B., Wang, B., Wang, B., Liu, B., Zhao, C., Deng, C., Ruan, C., Dai, D., Guo, D., et al. Deepseek-v2: A strong, economical, and efficient mixture-of-experts language model. *arXiv preprint arXiv:2405.04434*, 2024a.
- Liu, H., Li, C., Wu, Q., and Lee, Y. J. Visual instruction tuning. *Advances in neural information processing systems*, 36, 2024b.
- Liu, J., Liu, H., Xiao, L., Wang, Z., Liu, K., Gao, S., Zhang, W., Zhang, S., and Chen, K. Are your llms capable of stable reasoning? *arXiv preprint arXiv:2412.13147*, 2024c.
- Lu, P., Mishra, S., Xia, T., Qiu, L., Chang, K.-W., Zhu, S.-C., Tafjord, O., Clark, P., and Kalyan, A. Learn to explain: Multimodal reasoning via thought chains for science question answering. *Advances in Neural Information Processing Systems*, 35:2507–2521, 2022.
- Lu, P., Bansal, H., Xia, T., Liu, J., Li, C., Hajishirzi, H., Cheng, H., Chang, K.-W., Galley, M., and Gao, J. Mathvista: Evaluating mathematical reasoning of foundation models in visual contexts. *arXiv preprint arXiv:2310.02255*, 2023.
- OpenAI. Introducing chatgpt. <https://openai.com/index/chatgpt/>, 2022.
- OpenAI. Gpt-4o system card. <https://openai.com/index/gpt-4o-system-card/>, 2024a.
- OpenAI. Learning to reason with llms. <https://openai.com/index/learning-to-reason-with-llms/>, 2024b.
- Ouyang, L., Wu, J., Jiang, X., Almeida, D., Wainwright, C., Mishkin, P., Zhang, C., Agarwal, S., Slama, K., Ray, A., et al. Training language models to follow instructions with human feedback. *Advances in neural information processing systems*, 35:27730–27744, 2022.
- Pal, A., Karkhanis, D., Dooley, S., Roberts, M., Naidu, S., and White, C. Smaug: Fixing failure modes of preference optimisation with dpo-positive. *arXiv preprint arXiv:2402.13228*, 2024.
- Pareja, A., Nayak, N. S., Wang, H., Killamsetty, K., Sudalairaj, S., Zhao, W., Han, S., Bhandwaldar, A., Xu, G., Xu, K., et al. Unveiling the secret recipe: A guide for supervised fine-tuning small llms. *arXiv preprint arXiv:2412.13337*, 2024.

- Radford, A., Narasimhan, K., Salimans, T., and Sutskever, I. Improving language understanding by generative pre-training. 2018.
- Radford, A., Kim, J. W., Hallacy, C., Ramesh, A., Goh, G., Agarwal, S., Sastry, G., Askell, A., Mishkin, P., Clark, J., et al. Learning transferable visual models from natural language supervision. In *International conference on machine learning*, pp. 8748–8763. PMLR, 2021.
- Rafailov, R., Sharma, A., Mitchell, E., Manning, C. D., Ermon, S., and Finn, C. Direct preference optimization: Your language model is secretly a reward model. *Advances in Neural Information Processing Systems*, 36, 2024.
- Raffel, C., Shazeer, N., Roberts, A., Lee, K., Narang, S., Matena, M., Zhou, Y., Li, W., and Liu, P. J. Exploring the limits of transfer learning with a unified text-to-text transformer. *Journal of machine learning research*, 21 (140):1–67, 2020.
- Rein, D., Hou, B. L., Stickland, A. C., Petty, J., Pang, R. Y., Dirani, J., Michael, J., and Bowman, S. R. Gpqa: A graduate-level google-proof q&a benchmark. *arXiv preprint arXiv:2311.12022*, 2023.
- Schulman, J., Wolski, F., Dhariwal, P., Radford, A., and Klimov, O. Proximal policy optimization algorithms. *arXiv preprint arXiv:1707.06347*, 2017.
- Sun, Q., Yu, Q., Cui, Y., Zhang, F., Zhang, X., Wang, Y., Gao, H., Liu, J., Huang, T., and Wang, X. Emu: Generative pretraining in multimodality. In *The Twelfth International Conference on Learning Representations*, 2023.
- Taori, R., Gulrajani, I., Zhang, T., Dubois, Y., Li, X., Guestrin, C., Liang, P., and Hashimoto, T. B. Stanford alpaca: An instruction-following llama model, 2023.
- Team, G., Anil, R., Borgeaud, S., Alayrac, J.-B., Yu, J., Soricut, R., Schalkwyk, J., Dai, A. M., Hauth, A., Millican, K., et al. Gemini: a family of highly capable multimodal models. *arXiv preprint arXiv:2312.11805*, 2023.
- Team, G., Georgiev, P., Lei, V. I., Burnell, R., Bai, L., Gulati, A., Tanzer, G., Vincent, D., Pan, Z., Wang, S., et al. Gemini 1.5: Unlocking multimodal understanding across millions of tokens of context. *arXiv preprint arXiv:2403.05530*, 2024.
- Touvron, H., Lavril, T., Izacard, G., Martinet, X., Lachaux, M.-A., Lacroix, T., Rozière, B., Goyal, N., Hambro, E., Azhar, F., et al. Llama: Open and efficient foundation language models. *arXiv preprint arXiv:2302.13971*, 2023.
- Vaswani, A., Shazeer, N., Parmar, N., Uszkoreit, J., Jones, L., Gomez, A. N., Kaiser, L. u., and Polosukhin, I. Attention is all you need. In Guyon, I., Luxburg, U. V., Bengio, S., Wallach, H., Fergus, R., Vishwanathan, S., and Garnett, R. (eds.), *Advances in Neural Information Processing Systems*, volume 30. Curran Associates, Inc., 2017. URL [https://proceedings.neurips.cc/paper\\_files/paper/2017/file/3f5ee243547dee91fbd053c1c4a845aa-Paper.pdf](https://proceedings.neurips.cc/paper_files/paper/2017/file/3f5ee243547dee91fbd053c1c4a845aa-Paper.pdf).
- Wang, K., Pan, J., Shi, W., Lu, Z., Zhan, M., and Li, H. Measuring multimodal mathematical reasoning with math-vision dataset. *arXiv preprint arXiv:2402.14804*, 2024a.
- Wang, Y., Ma, X., Zhang, G., Ni, Y., Chandra, A., Guo, S., Ren, W., Arulraj, A., He, X., Jiang, Z., et al. Mmlu-pro: A more robust and challenging multi-task language understanding benchmark. *arXiv preprint arXiv:2406.01574*, 2024b.
- Wei, J., Wang, X., Schuurmans, D., Bosma, M., Xia, F., Chi, E., Le, Q. V., Zhou, D., et al. Chain-of-thought prompting elicits reasoning in large language models. *Advances in neural information processing systems*, 35:24824–24837, 2022.
- Wu, Z., Chen, X., Pan, Z., Liu, X., Liu, W., Dai, D., Gao, H., Ma, Y., Wu, C., Wang, B., et al. Deepseek-vl2: Mixture-of-experts vision-language models for advanced multimodal understanding. *arXiv preprint arXiv:2412.10302*, 2024.
- Yang, A., Yang, B., Zhang, B., Hui, B., Zheng, B., Yu, B., Li, C., Liu, D., Huang, F., Wei, H., et al. Qwen2.5 technical report. *arXiv preprint arXiv:2412.15115*, 2024.
- Yu, W., Yang, Z., Li, L., Wang, J., Lin, K., Liu, Z., Wang, X., and Wang, L. Mm-vet: Evaluating large multimodal models for integrated capabilities. *arXiv preprint arXiv:2308.02490*, 2023.
- Yue, X., Ni, Y., Zhang, K., Zheng, T., Liu, R., Zhang, G., Stevens, S., Jiang, D., Ren, W., Sun, Y., et al. Mmmu: A massive multi-discipline multimodal understanding and reasoning benchmark for expert agi. In *Proceedings of the IEEE/CVF Conference on Computer Vision and Pattern Recognition*, pp. 9556–9567, 2024a.
- Yue, X., Zheng, T., Ni, Y., Wang, Y., Zhang, K., Tong, S., Sun, Y., Yu, B., Zhang, G., Sun, H., et al. Mmmu-pro: A more robust multi-discipline multimodal understanding benchmark. *arXiv preprint arXiv:2409.02813*, 2024b.
- Zeng, A., Liu, X., Du, Z., Wang, Z., Lai, H., Ding, M., Yang, Z., Xu, Y., Zheng, W., Xia, X., et al. Glm-130b: An open bilingual pre-trained model. *arXiv preprint arXiv:2210.02414*, 2022.

Zheng, L., Chiang, W.-L., Sheng, Y., Zhuang, S., Wu, Z., Zhuang, Y., Lin, Z., Li, Z., Li, D., Xing, E., et al. Judging llm-as-a-judge with mt-bench and chatbot arena. *Advances in Neural Information Processing Systems*, 36: 46595–46623, 2023.

Zhu, D., Chen, J., Shen, X., Li, X., and Elhoseiny, M. Minigpt-4: Enhancing vision-language understanding with advanced large language models. *arXiv preprint arXiv:2304.10592*, 2023.

## A. Appendix.

### A.1. Response Example

Here, we present our question and the output of the OpenAI’s o1 model in the box below. The model carried out a step-by-step and detailed reasoning based on the question and finally arrived at the correct answer.

#### Question and the response by o1

Answer the following single choice question. The last line of your response should be of the following format: 'ANSWER: \$LETTER' (without quotes) where LETTER is one of Options(e.g. one of ABCDEF). Think step by step before answering. Question: A sudden environmental change causes a recessive allele to become completely lethal. How many generations will it take for its frequency to decrease from  $10^{-2}$  to  $10^{-3}$ ?

- A. 950
- B. 850
- C. All other answers are incorrect
- D. 900
- E. 800
- F. 920

Answer:

### Response by o1

To solve this, use the fact that for a fully recessive lethal allele (with initial frequency  $q_0$ ), its frequency in the next generation is given by:

$$q_{n+1} = \frac{q_n}{1 + q_n}$$

Define  $R_n = \frac{1}{q_n}$ . Then from the recurrence above:

$$\begin{aligned} R_{n+1} &= \frac{1}{q_{n+1}} \\ &= \frac{1 + q_n}{q_n} \\ &= \frac{1}{q_n} + 1 \\ &= R_n + 1 \end{aligned}$$

Thus,  $R_n = R_0 + n$ . Since  $R_0 = \frac{1}{q_0}$  and we want  $q_n$  to decrease from 0.01 to 0.001:

- $R_0 = \frac{1}{0.01} = 100$ .
- We need  $\frac{1}{q_n} = 1000$ , so  $R_n = 1000$ .
- Hence  $1000 = 100 + n$ , giving  $n = 900$ .

ANSWER: D

### A.2. CoT Prompt

Here, we present the format of our CoT prompt in following box. As we can see, our CoT prompt mainly uses “Think step by step”, which shows that even a simple prompt still



has a positive effect on most chat models.

#### System Prompt for $\mathcal{R}$ -Bench

Answer the following single-choice question. The last line of your response should be of the following format: 'ANSWER: \$LETTER' (without quotes) where LETTER is one of the Options (e.g. one of ABCDEF). Think step by step before answering.

Question: {Question Input}

A. {OptionA}

B. {OptionB}

C. {OptionC}

D. {OptionD}

E. {OptionE}

F. {OptionF}

Answer:

### Example:

Answer the following single choice question. The last line of your response should be of the following format: 'ANSWER: \$LETTER' (without quotes) where LETTER is one of Options(e.g. one of ABCDEF). Think step by step before answering.

Question: Consider a CMOS inverter driving a wire of length  $L$ . In the initial design, the on-resistance of the inverter is equal to the total resistance of the wire, the source-drain capacitance of the inverter is equal to the total capacitance of the wire, and the total delay of the inverter and wire is  $t_p$ . Now, the devices are scaled down using Constant Field Scaling, while the wire is ideally scaled down. Assuming the wire can be modeled using a lumped parameter model, answer the following questions in a first-order approximation:

(1) Assuming the wire is a local wire, and the scaling factors for both process and supply voltage are 2, express the total delay after scaling in terms of  $t_p$ .

(2) Now assume the wire is global, and the length of the wire increases inversely with the process scaling, with scaling factors for both process and supply voltage being 2, express the total delay after scaling in terms of  $t_p$ .

A. (1)  $1/3t_p$  (2)  $35/6t_p$

B. (1)  $1/2t_p$  (2)  $38/6t_p$

C. All other answers are incorrect

D. (1)  $3/4t_p$  (2)  $36/6t_p$

E. (1)  $5/6t_p$  (2)  $39/6t_p$

F. (1)  $2/3t_p$  (2)  $37/6t_p$

Answer:

### A.3. Specific subject distribution

We present the specific subject distributions of  $\mathcal{R}$ -Bench-T and  $\mathcal{R}$ -Bench-M in Table 8 and Table 8, respectively. It can be observed that  $\mathcal{R}$ -Bench has a broad coverage, making it difficult to improve performance on  $\mathcal{R}$ -Bench by overfitting to specific subjects.

Table 8: Distribution of Courses by Discipline in  $\mathcal{R}$ -Bench-T

Discipline	Specific Subject	Count
Civil Engineering	Fluid Mechanics	33
	Structural Mechanics	2
	Surveying	1
Chemical Engineering	Principles of Process Transport	3
	Principles of Chemical Engineering	15
	Analytical Chemistry	7
Economics	Advanced Mathematical Economics	1
	Econometrics	3
	Intermediate Financial Theory	1
	Financial Engineering	1
	Game Theory and Mechanism Design	5
	Intermediate Microeconomics	2
	Principles of Accounting	2
	Time Series Analysis	8
Biology	Soil Science	1
	Genetics	16
	Physiology	1
	Biochemistry	15
	Heredity	8
Physics	Mathematical Methods in Physics	10
	Electromagnetics	11
	Optics	23
	Quantum Mechanics	8
	Analytical Mechanics	6
	Electrodynamics	5
	Thermodynamics and Statistical Physics	6
	General Relativity	2
	Basic Physics	29
Aerospace	Group Theory	3
	Mechanics of Materials	1
	Structural Mechanics of Aircraft	3
	Theoretical Mechanics	2
	Fluid Mechanics and Aerodynamics	15
	Optimal Control	29
Microelectronics	Propulsion Principles and Thermal Fluid Basics	9
	Digital Large - Scale Integrated Circuits	20
Automation	Analog Circuits	2
	Signals and Systems	20
	Operations Research	15
Electronic Engineering	Automatic Control Theory	17
	Communication and Network	15
	Principles of Analog Circuits	4
	Electromagnetic Fields and Waves	8
	Fundamentals of Solid State Physics	12
	Digital Signal Processing	8
	Stochastic Processes	3

*Continued on next page*

Table 8 – Continued from previous page

Discipline	Specific Subject	Count
	Solid State Physics	4
	Applied Stochastic Processes	26
Mechanical Engineering	Fluid Mechanics	11
	Principles and Interface Technology of Single - Chip Microcomputer	4
	Mechanical Design	1
	Theory of Machines	4
	Electromechanical Transmission and Control	4
	Electrical and electronic Technology	2
	Mechanical Vibration	3
	Hydraulic and Pneumatic Transmission	1
	Engineering Thermodynamics	8
	Mechanics of Materials	9
	Theoretical Mechanics	1
Computer Science	Data Structure	24
	Combinatorial Mathematics	3
	Numerical Analysis	5
	Cryptography	17
	Automata	8
	Principles of Computer Organization	2
	Compilation Principles	5
	Computer Network	11
	Operating System	11
	Computer Architecture	3
Chemistry	Inorganic Chemistry	50
	Chemical Thermodynamics	48
	Chemical Reaction Kinetics	20
	Introduction to Computational Chemistry	11
	Quantum Chemistry	5
	Physical Chemistry	22
	Organic Chemistry	5
Mathematics	Complex Analysis	26
	Analytic Geometry	26
	Advanced Calculus	9
	Number Theory	22
	Matrix Analysis	36
	Partial Differential Equations	29
	Mathematical Analysis	9
	Stochastic Differential Equations	8
	Functional Analysis	14
	Ordinary Differential Equations	3
	Differential Geometry	3
	Topology	3
Physics Engineering	Thermodynamics and Statistical Physics	5
	Nuclear Radiation Physics and Detection	20
Materials	Quantum and Statistics	14
	Physical Properties of Materials	1
	Fundamentals of Materials Science	23

Continued on next page

Table 8 – Continued from previous page

Discipline	Specific Subject	Count
	Materials Analysis and Characterization	3
Vehicle Engineering	Finite Element Analysis Basics	1
	Principles of Automotive Power System	11
	Automotive Electronics and Control	1
	Fundamentals of Control Engineering	3
	Theory of Automobile	3
	Automobile Construction	1
	Discrete Mathematics	12
Statistics	Probability Theory	42
	Introduction to Bayesian Statistics	6
	Reliability Data and Survival Analysis	1
	Statistical Inference	2
Environment	Principles of Environmental Engineering Science and Engineering	5
	Water Treatment Engineering	12
	Environmental Chemistry	1



Table 9: Distribution of Courses by Discipline in  $\mathcal{R}$ -Bench-M

Discipline	Specific Subject	Count
Aerospace	Materials Mechanics	26
	Fluid Mechanics and Aerodynamics	2
	Theoretical Mechanics	16
	Aircraft Structural Mechanics	2
	Propulsion Principles and Thermal Fluids	2
	Optimal Control	2
Integrated Circuits	Digital VLSI	11
	Analog Circuits	19
	Digital Electronics Fundamentals	8
	Analog Electronics Fundamentals	6
Chemical Engineering	Transport Process Principles	2
	Chemical Principles	11
	Physical Chemistry	12
Chemistry	Chemical Thermodynamics	1
	Chemical Reaction Kinetics	10
	Inorganic Chemistry	1
	Organic Chemistry	17
	Physical Chemistry	2
Computer Science	Data Structures	4
	Combinatorics	1
	Discrete Mathematics	12
	Theory of Automata	7
	Operating Systems	6
	Compilers	4
	Computer Architecture	3
	Cryptography	1
	Computer Networks	1
Physics	Analytical Mechanics	25
	Optics	6
	Electrodynamics	9
	Electromagnetism	10
	Basic Physics	10
Electrical Engineering	Analog Circuit Principles	17
	Signals and Systems	3
	Digital Signal Processing	1
	Communication and Networks	4
	Electromagnetic Fields and Waves	1
	Solid State Physics	1
Mathematics	Complex Analysis	8
	Analytic Geometry	2
	Probability Theory	5
	Stochastic Processes	3
	Analysis	1
	Probability and Statistics	1
	Mathematical Analysis	5
	Statistics	6

*Continued on next page*

Table 9 – Continued from previous page

Discipline	Specific Subject	Count
	Topology	1
Environmental Engineering	Water Treatment Engineering	4
	Environmental Science and Engineering Principles	9
	Environmental Monitoring	6
	Water Pollution Control Project	4
	Environmental Chemistry	1
	Solid Waste Treatment and Disposal	2
Biology	Genetics	13
	Biochemistry	4
Material Science	Materials Mechanics	37
	Quantum and Statistical Mechanics	5
	Material Analysis and Characterization	1
	Basic Material Science	18
Economics	Operations Research	2
	Principles of Accounting	3
	Financial Engineering	2
	Intermediate Financial Theories	3
	Game Theory and Mechanism Design	8
Mechanical Engineering	Electrical and Electronics Technology	5
	Mechanical Design	24
	Electromechanical Transmission and Control	1
	Hydraulic and Pneumatic Transmission	9
	Mechanical Vibrations	7
	Fluid Mechanics	7
	Principles of Mechanics	1
	Theoretical Mechanics	11
Civil Engineering	Structural Mechanics	33
Engineering Physics	Engineering Mechanics	23
Automation	Automatic Control Theory	25
Vehicle Engineering	Fluid Mechanics	34
	Engineering Control Basics	8
	Finite Element Analysis Basics	5
	Automotive Electronics and Control	5
	Automobile Construction	5
	Advanced Heat Transfer	9
	Automotive Power System Principles	2
Architecture	Structural Engineering	21