

# GENERAL FORM MOMENT-BASED ESTIMATOR OF WEIBULL, GAMMA, AND LOG-NORMAL DISTRIBUTIONS

 **Kang Liu\***

Independent Researcher  
liukangk11@gmail.com

## ABSTRACT

This paper presents a unified and novel estimation framework for the Weibull, Gamma, and Log-normal distributions based on arbitrary-order moment pairs. Traditional estimation techniques, such as Maximum Likelihood Estimation (MLE) and the classical Method of Moments (MoM), are often restricted to fixed-order moment inputs and may require specific distributional assumptions or optimization procedures. In contrast, our general-form moment-based estimator allows the use of any two empirical moments—such as mean and variance, or higher-order combinations—to compute the underlying distribution parameters. For each distribution, we develop provably convergent numerical algorithms that guarantee unique solutions within a bounded parameter space and provide estimates within a user-defined error tolerance. The proposed framework generalizes existing estimation methods and offers greater flexibility and robustness for statistical modeling in diverse application domains. This is, to our knowledge, the first work that formalizes such a general estimation structure and provides theoretical guarantees across these three foundational distributions.

## 1 Introduction

The Weibull, Gamma, and Log-normal distributions are three widely used continuous probability distributions that play a crucial role in statistical modeling (Freedman, 2009; Kroese et al., 2014; Chambers and Hastie, 2017), reliability engineering (Zio, 2009; Kapur and Pecht, 2014; Xu and Saleh, 2021), queueing theory (Giambene, 2005; Ng and Boon-Hee, 2008; Gross et al., 2011), production system engineering (Alavian et al., 2018, 2019, 2020; Eun et al., 2022; Alavian et al., 2022; Liu, 2021), robotics (Cheng and Dhillon, 2011; Abiri et al., 2017; Li et al., 2019; Liu et al., 2019), and even machine learning (von Hahn and Mechefske, 2022; Liu, 2024). Each distribution is characterized by its flexibility in modeling skewed data and its relevance in domains where understanding variability, failure rates, or time-to-event behavior is essential.

In probability theory and statistics (Blom, 2012; Rohatgi and Saleh, 2015), the moments of a random variable provide a quantitative description of its distribution's shape and characteristics. Formally, the  $k$ th moment of a random variable  $X$  is defined as the expected value of its  $k$ th power,  $E(X^k)$ , provided the expectation exists. Moments capture important distributional features such as location, spread, skewness, and kurtosis, and are foundational in both theoretical and applied statistics.

In this paper, we introduce a novel general-form moment estimation framework for the Weibull, Gamma, and Log-normal distributions. Unlike traditional estimation methods such as Maximum Likelihood Estimation (MLE) or the classical Method of Moments (MoM), our approach allows the use of any two statistical moments of arbitrary order—for example, mean and variance, variance and skewness, or higher-order combinations—to estimate distribution parameters. This flexibility makes the framework adaptable to a wide range of practical scenarios where different summary statistics are more accessible or meaningful.

We develop tailored algorithms for each distribution and prove that the algorithms are guaranteed to have a unique solution within a compact, bounded parameter space. Furthermore, we show that the estimation procedure can be carried out to within a user-specified error tolerance, ensuring computational reliability. To the best of our knowledge, this is the first work to present such a unified and theoretically grounded estimator that generalizes moment-based inference across these three important distributions. This framework not only encompasses traditional estimators as

\*Personal website: <https://cruyffio.github.io/mysite/>

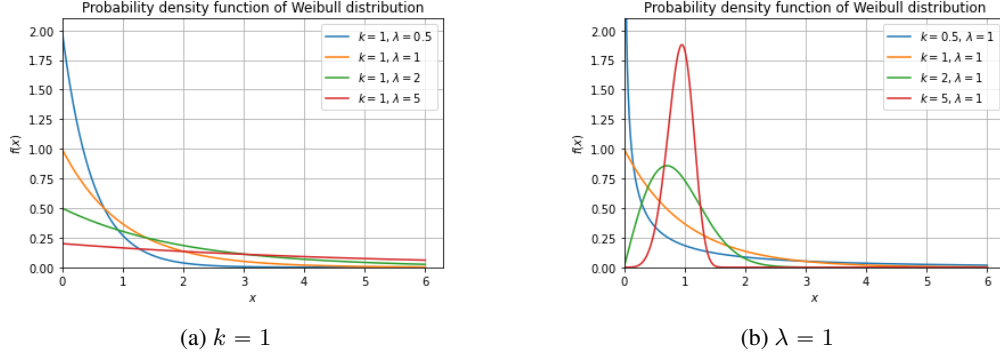


Figure 1: Probability density function of Weibull distribution.

special cases but also opens up new possibilities for robust and interpretable statistical modeling in diverse applied domains.

## 2 Background

Estimating the parameters of a probability distribution from observed data is a fundamental task in statistical inference, and it directly influences the accuracy and interpretability of probabilistic models. For the Weibull, Gamma, and Log-normal distributions, several well-established estimation techniques are commonly employed, each with its own strengths depending on sample size, data characteristics, and the target application.

One of the most widely used approaches is Maximum Likelihood Estimation (MLE) (Pan et al., 2002; Myung, 2003; Chernoff and Lehmann, 2011; Groeneboom and Wellner, 2012), which identifies parameter values that maximize the likelihood function given the observed data. MLE is asymptotically efficient and provides consistent parameter estimates, but may require iterative numerical optimization, especially for the Weibull and Gamma distributions due to the absence of closed-form solutions.

Another frequently used method is the Method of Moments (MoM) (Erickson and Whited, 2002; Hansen, 2010; Forbes et al., 2011; Zschar, 2012; Abbaszadehpour and Frenk, 2023), which equates the theoretical moments of the distribution to the corresponding sample moments. This technique is generally simpler to compute and provides reasonable estimates, particularly when sample sizes are moderate. For example, in the case of the Gamma distribution, MoM leads to explicit expressions for the shape and scale parameters using the sample mean and variance.

In some applications, Bayesian methods are also adopted (Zong and Lam, 2000; Larrañaga and Lozano, 2001; Kaminskiy and Krivtsov, 2005; Glickman and Van Dyk, 2007; Kruschke, 2013; Li and Meeker, 2014; Maritz, 2018), particularly when prior information is available or when robust estimates are required under uncertainty. In the context of reliability analysis or survival modeling, regression-based techniques and censored data handling may also be integrated into the estimation process.

## 3 Weibull, Gamma and Log-normal Distribution and their Moments

The probability density function of a Weibull random variable is given by the following formula:

$$f(x; k, \lambda) = \begin{cases} \frac{k}{\lambda} \left(\frac{x}{\lambda}\right)^{k-1} e^{-\left(\frac{x}{\lambda}\right)^k} & \text{for } x \geq 0 \\ 0 & \text{for } x < 0 \end{cases}, \quad (1)$$

where  $k > 0$  is the shape parameter and  $\lambda > 0$  is the scale parameter of the distribution. The probability density function is shown in Figure 1 for different values of  $k$  and  $\lambda$ . In addition, the  $i$ -th moment of Weibull distribution is:

$$E(X^i) = \lambda^i \Gamma\left(1 + \frac{i}{k}\right). \quad (2)$$

The probability density function of a Gamma random variable is given by the following formula:

$$f(x; \alpha, \beta) = \begin{cases} \frac{1}{\beta^\alpha \Gamma(\alpha)} x^{\alpha-1} e^{-\frac{x}{\beta}} & \text{for } x \geq 0 \\ 0 & \text{for } x < 0 \end{cases}, \quad (3)$$

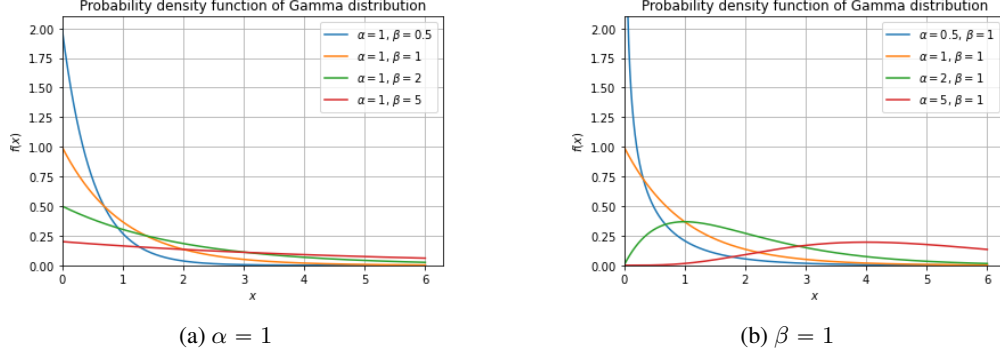


Figure 2: Probability density function of Gamma distribution.

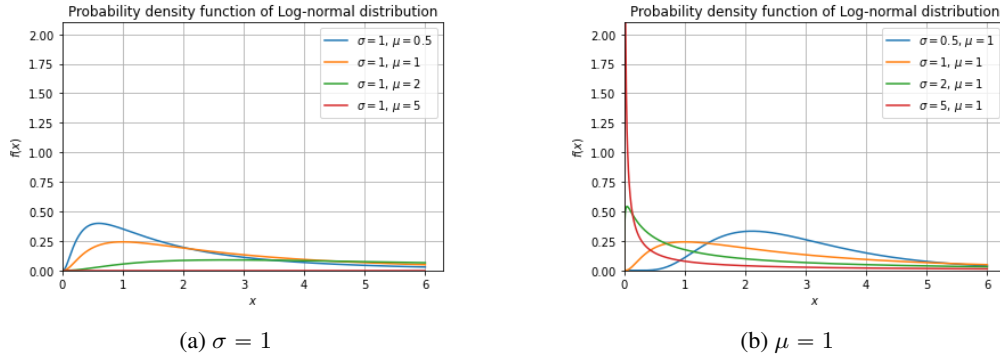


Figure 3: Probability density function of Log-normal distribution.

where  $\alpha > 0$  is the shape parameter and  $\beta > 0$  is the scale parameter of the distribution. The probability density function is shown in Figure 2 for different values of  $\sigma$  and  $\mu$ . In addition, the  $i$ -th moment of Gamma distribution is:

$$E(X^i) = \frac{\beta^i \Gamma(i + \alpha)}{\Gamma(\alpha)}. \quad (4)$$

The probability density function of a Log-normal random variable is given by the following formula:

$$f(x; \mu, \sigma) = \begin{cases} \frac{1}{\sqrt{2\pi}\sigma x} e^{-\frac{(\ln x - \mu)^2}{2\sigma^2}} & \text{for } x \geq 0 \\ 0 & \text{for } x < 0 \end{cases}, \quad (5)$$

where  $\mu \in \mathbb{R}$  denotes the logarithm of location, and  $\sigma > 0$  denotes logarithm of scale. The probability density function is shown in Figure 3 for different values of  $\sigma$  and  $\mu$ . In addition, the  $i$ -th moment of Log-normal distribution is:

$$E(X^i) = e^{\mu i + \frac{1}{2}\sigma^2 i^2}. \quad (6)$$

## 4 General Form Moment-based Estimator of Weibull Distribution

**Theorem 1.** For a Weibull random variable with the specified moments of orders  $n$  and  $m$ , i.e.,  $E(X^n)$  and  $E(X^m)$ , where  $n > m$ , its parameters  $\lambda$  and  $k$  can be solved numerically by Algorithm 1.

**Algorithm 1** Solving Weibull parameters numerically given a pair of moments

---

**Input:**  $n, m, E(X^n), E(X^m)$ , tolerance  $\delta$   
**Output:**  $k, \lambda$

- 1:  $k_{\min} \leftarrow \check{K}, k_{\max} \leftarrow \hat{K}$  // choose  $\check{K}$  and  $\hat{K}$  such that the solution of  $k$  is within  $[\check{K}, \hat{K}]$
- 2:  $r_W \leftarrow E^m(X^n)/E^n(X^m)$
- 3: **while**  $k_{\max} - k_{\min} > \delta$  **do**
- 4:      $k_{\text{mid}} \leftarrow (k_{\max} + k_{\min})/2$
- 5:     **if**  $\Gamma^m(1 + n/k_{\text{mid}})/\Gamma^n(1 + m/k_{\text{mid}}) > r_W$  **then**
- 6:          $k_{\min} \leftarrow k_{\text{mid}}$
- 7:     **else**
- 8:          $k_{\max} \leftarrow k_{\text{mid}}$
- 9:     **end if**
- 10: **end while**
- 11:  $k \leftarrow (k_{\max} + k_{\min})/2$
- 12:  $\lambda \leftarrow \sqrt[n]{E(X^m)/\Gamma(1 + m/k)}$

---

*Proof.* Denote the ratio of  $E^m(X^n)$  and  $E^n(X^m)$  as  $r_W$ , we have

$$r_W = R_W(x) = \frac{E(X^n)^m}{E(X^m)^n} = \frac{\lambda^{mn} \Gamma^m(1 + \frac{n}{k})}{\lambda^{mn} \Gamma^n(1 + \frac{m}{k})} = \frac{\Gamma^m(1 + \frac{n}{k})}{\Gamma^n(1 + \frac{m}{k})}. \quad (7)$$

In Section 4.1 of Liu (2025), it is shown that  $R_W(k)$  is monotonically decreasing with respect to  $k$ .

By the Intermediate Value Theorem (continuity), since  $r_W \in [R_W(k_{\min}), R_W(k_{\max})]$  there exists  $k^* \in [k_{\min}, k_{\max}]$  such that  $r_W = R_W(k^*)$ .

At each step of Algorithm 1, the length of the interval halves. Thus, after  $h$  steps,  $k_{\max}^h - k_{\min}^h = \frac{1}{2^h}(k_{\max} - k_{\min})$ . In other words, the length of the interval shrinks exponentially fast.

Since the intervals  $[k_{\min}^h, k_{\max}^h]$  are nested, and their lengths go to zero as  $h \rightarrow \infty$ , by the Nested Interval Theorem, there exists a unique limit point:

$$\lim_{h \rightarrow \infty} k_{\min}^h = \lim_{h \rightarrow \infty} k_{\max}^h = k^*. \quad (8)$$

Moreover, the midpoint  $k_{\text{mid}} = \frac{k_{\max} - k_{\min}}{2}$  also converges to  $k^*$ . In other words,  $k_{\text{mid}} \rightarrow k^*$  as  $h \rightarrow \infty$ .

Finally, because  $R_W(k)$  is continuous at  $k^*$ , for any  $\epsilon$ , there exists a  $\delta > 0$  such that

$$|k - k^*| < \delta \Rightarrow |R_W(k) - R_W(k^*)| < \epsilon. \quad (9)$$

Since  $k_{\text{mid}}^h \rightarrow k^*$ , for large enough  $h$ ,  $|k_{\text{mid}}^h - k^*| < \delta$ . Thus,

$$|R_W(k_{\text{mid}}^h) - r| = |R_W(k_{\text{mid}}^h) - R_W(k^*)| < \epsilon. \quad (10)$$

In other words, by choosing  $h$  large enough (i.e., enough binary search steps), we ensure the output  $k_{\text{mid}}^h$  satisfies an required error bound  $|R_W(k_{\text{mid}}^h) - r_W| < \epsilon$  for  $R_W$ .

Finally, parameter  $\lambda$  can be solved using equation  $\lambda = \sqrt[n]{E(X^m)/\Gamma(1 + m/k)}$ .

□

## 5 General Form Moment-based Estimator of Gamma Distribution

**Theorem 2.** For a Gamma random variable with the specified moments of orders  $n$  and  $m$ , i.e.,  $E(X^n)$  and  $E(X^m)$ , where  $n > m$ , its parameters  $\alpha$  and  $\beta$  can be solved numerically by Algorithm 2.

**Algorithm 2** Solving Gamma parameters numerically given a pair of moments

---

**Input:**  $n, m, E(X^n), E(X^m)$ , tolerance  $\delta$   
**Output:**  $\alpha, \beta$

- 1:  $\alpha_{\min} \leftarrow \check{A}, \alpha_{\max} \leftarrow \hat{A}$  // choose  $\check{A}$  and  $\hat{A}$  such that the solution of  $\alpha$  is within  $[\check{A}, \hat{A}]$
- 2:  $r_G \leftarrow E^m(X^n)/E^n(X^m)$
- 3: **while**  $\alpha_{\max} - \alpha_{\min} > \delta$  **do**
- 4:      $\alpha_{\text{mid}} \leftarrow (\alpha_{\max} + \alpha_{\min})/2$
- 5:     **if**  $\Gamma^m(1 + n/\alpha_{\text{mid}})/\Gamma^n(1 + m/\alpha_{\text{mid}}) > r_G$  **then**
- 6:          $\alpha_{\min} \leftarrow \alpha_{\text{mid}}$
- 7:     **else**
- 8:          $\alpha_{\max} \leftarrow \alpha_{\text{mid}}$
- 9:     **end if**
- 10: **end while**
- 11:  $\alpha \leftarrow (\alpha_{\max} + \alpha_{\min})/2$
- 12:  $\beta \leftarrow \sqrt[n]{E(X^m)\Gamma(\alpha)/\Gamma(m + \alpha)}$

---

*Proof.* Denote the ratio of  $E^m(X^n)$  and  $E^n(X^m)$  as  $r$ , we have

$$r_G = R_G(x) = \left( \frac{\beta^n \Gamma(n + \alpha)}{\Gamma(\alpha)} \right)^m \left( \frac{\beta^m \Gamma(m + \alpha)}{\Gamma(\alpha)} \right)^{-n} = \frac{\Gamma^m(n + \alpha) \Gamma^n(\alpha)}{\Gamma^n(m + \alpha) \Gamma^m(\alpha)}. \quad (11)$$

In Section 4.2 of Liu (2025), it is shown that  $R_G(\alpha)$  is monotonically decreasing with respect to  $\alpha$ .

By the Intermediate Value Theorem (continuity), since  $r \in [R_G(\alpha_{\min}), R_G(\alpha_{\max})]$  there exists  $\alpha^* \in [\alpha_{\min}, \alpha_{\max}]$  such that  $r_G = R_G(\alpha^*)$ .

At each step of Algorithm 2, the length of the interval halves. Thus, after  $h$  steps,  $\alpha_{\max}^h - \alpha_{\min}^h = \frac{1}{2^h}(\alpha_{\max} - \alpha_{\min})$ . In other words, the length of the interval shrinks exponentially fast.

Since the intervals  $[\alpha_{\min}^h, \alpha_{\max}^h]$  are nested, and their lengths go to zero as  $h \rightarrow \infty$ , by the Nested Interval Theorem, there exists a unique limit point:

$$\lim_{h \rightarrow \infty} \alpha_{\min}^h = \lim_{h \rightarrow \infty} \alpha_{\max}^h = \alpha^*. \quad (12)$$

Moreover, the midpoint  $\alpha_{\text{mid}} = \frac{\alpha_{\max} + \alpha_{\min}}{2}$  also converges to  $\alpha^*$ . In other words,  $\alpha_{\text{mid}} \rightarrow \alpha^*$  as  $h \rightarrow \infty$ .

Finally, because  $R_G(\alpha)$  is continuous at  $\alpha^*$ , for any  $\epsilon$ , there exists a  $\delta > 0$  such that

$$|\alpha - \alpha^*| < \delta \Rightarrow |R_G(\alpha) - R_G(\alpha^*)| < \epsilon. \quad (13)$$

Since  $\alpha_{\text{mid}}^h \rightarrow \alpha^*$ , for large enough  $h$ ,  $|\alpha_{\text{mid}}^h - \alpha^*| < \delta$ . Thus,

$$|R_G(\alpha_{\text{mid}}^h) - r_G| = |R_G(\alpha_{\text{mid}}^h) - R_G(\alpha^*)| < \epsilon. \quad (14)$$

In other words, by choosing  $h$  large enough (i.e., enough binary search steps), we ensure the output  $\alpha_{\text{mid}}^h$  satisfies an error bound  $|R_G(\alpha_{\text{mid}}^h) - r_G| < \epsilon$  for  $R_G$ .

Finally, parameter  $\beta$  can be solved using equation  $\beta = \sqrt[n]{E(X^m)\Gamma(\alpha)/\Gamma(m + \alpha)}$ .  $\square$

## 6 General Form Moment-based Estimator of Log-normal Distribution

**Theorem 3.** For a Log-normal random variable with the specified moments of orders  $n$  and  $m$ , i.e.,  $E(X^n)$  and  $E(X^m)$ , where  $n > m$ , its parameters  $\sigma$  and  $\mu$  can be solved numerically by Algorithm 3.

**Algorithm 3** Solving Log-normal parameters numerically given a pair of moments**Input:**  $n, m, E(X^n), E(X^m)$ , tolerance  $\delta$ **Output:**  $\sigma, \mu$ 


---

```

1:  $\sigma_{\min} \leftarrow \check{\Sigma}, \sigma_{\max} \leftarrow \hat{\Sigma}$  // choose  $\check{\Sigma}$  and  $\hat{\Sigma}$  such that the solution of  $\sigma$  is within  $[\check{\Sigma}, \hat{\Sigma}]$ 
2:  $g \leftarrow E^m(X^n)/E^n(X^m)$ 
3: while  $\sigma_{\max} - \sigma_{\min} > \delta$  do
4:    $\sigma_{\text{mid}} \leftarrow (\sigma_{\max} + \sigma_{\min})/2$ 
5:   if  $\Gamma^m(1 + n/\sigma_{\text{mid}})/\Gamma^n(1 + m/\sigma_{\text{mid}}) > g$  then
6:      $\sigma_{\max} \leftarrow \sigma_{\text{mid}}$ 
7:   else
8:      $\sigma_{\min} \leftarrow \sigma_{\text{mid}}$ 
9:   end if
10: end while
11:  $\sigma \leftarrow (\sigma_{\max} + \sigma_{\min})/2$ 
12:  $\mu \leftarrow \frac{1}{m} \log(X^m) - \frac{1}{2} \sigma^2 m$ 

```

---

*Proof.* Denote the ratio of  $E^m(X^n)$  and  $E^n(X^m)$  as  $r$ , we have

$$G = \frac{E(X^n)^{\frac{1}{n}}}{E(X^m)^{\frac{1}{m}}} = e^{\frac{1}{2}\sigma^2(n-m)}. \quad (15)$$

In Section 4.3 of Liu (2025), it is shown that  $G$  is a function of  $\sigma$ , and  $G(\sigma)$  is monotonically increasing with respect to  $\sigma$ .

By the Intermediate Value Theorem (continuity), since  $r \in [G(\sigma_{\min}), G(\sigma_{\max})]$  there exists  $\sigma^* \in [\sigma_{\min}, \sigma_{\max}]$  such that  $r_G = G(\sigma^*)$ .

At each step of Algorithm 2, the length of the interval halves. Thus, after  $h$  steps,  $\sigma_{\max}^h - \sigma_{\min}^h = \frac{1}{2^h}(\sigma_{\max} - \sigma_{\min})$ . In other words, the length of the interval shrinks exponentially fast.

Since the intervals  $[\sigma_{\min}^h, \sigma_{\max}^h]$  are nested, and their lengths go to zero as  $h \rightarrow \infty$ , by the Nested Interval Theorem, there exists a unique limit point:

$$\lim_{h \rightarrow \infty} \sigma_{\min}^h = \lim_{h \rightarrow \infty} \sigma_{\max}^h = \sigma^*. \quad (16)$$

Moreover, the midpoint  $\sigma_{\text{mid}} = \frac{\sigma_{\max} + \sigma_{\min}}{2}$  also converges to  $\sigma^*$ . In other words,  $\sigma_{\text{mid}} \rightarrow \sigma^*$  as  $h \rightarrow \infty$ .

Finally, because  $G(\sigma)$  is continuous at  $\sigma^*$ , for any  $\epsilon$ , there exists a  $\delta > 0$  such that

$$|\sigma - \sigma^*| < \delta \Rightarrow |G(\sigma) - G(\sigma^*)| < \epsilon. \quad (17)$$

Since  $\sigma_{\text{mid}}^h \rightarrow \sigma^*$ , for large enough  $h$ ,  $|\sigma_{\text{mid}}^h - \sigma^*| < \delta$ . Thus,

$$|G(\sigma_{\text{mid}}^h) - g| = |G(\sigma_{\text{mid}}^h) - G(\sigma^*)| < \epsilon. \quad (18)$$

In other words, by choosing  $h$  large enough (i.e., enough binary search steps), we ensure the output  $\sigma_{\text{mid}}^h$  satisfies an error bound  $|G(\sigma_{\text{mid}}^h) - g| < \epsilon$  for  $G$ .

Finally, parameter  $\mu$  can be solved using equation  $\mu = \frac{1}{m} \log(X^m) - \frac{1}{2} \sigma^2 m$ .  $\square$

## 7 Conclusion and Future Work

In this work, we introduced a general-form moment-based estimator for the Weibull, Gamma, and Log-normal distributions that allows practitioners to estimate distribution parameters using any pair of statistical moments. We provided tailored algorithms for each distribution and proved their convergence, uniqueness, and accuracy guarantees under mild assumptions. This flexible framework unifies and generalizes many classical moment-based estimators and offers a powerful tool for modeling positively skewed, non-negative data in reliability analysis, queueing systems, production system engineering, and other applied fields.

Future work will explore extensions of this framework in several directions. First, we plan to evaluate its empirical performance across various domains and compare it quantitatively with MLE and Bayesian methods. Second, the

framework may be extended to support multivariate distributions or to handle censored or incomplete data, which frequently arise in survival and reliability studies. Finally, the theoretical insights gained here could also motivate new approaches for moment-based regularization in modern machine learning applications.

## References

- David A Freedman. *Statistical models: theory and practice*. cambridge university press, 2009.
- Dirk P Kroese, Joshua CC Chan, et al. *Statistical modeling and computation*. Springer, 2014.
- John M Chambers and Trevor J Hastie. Statistical models. In *Statistical models in S*, pages 13–44. Routledge, 2017.
- Enrico Zio. Reliability engineering: Old problems and new challenges. *Reliability engineering & system safety*, 94(2): 125–141, 2009.
- Kailash C Kapur and Michael G Pecht. *Reliability engineering*. John Wiley & Sons, 2014.
- Zhaoyi Xu and Joseph Homer Saleh. Machine learning for reliability engineering and safety applications: Review of current status and future opportunities. *Reliability Engineering & System Safety*, 211:107530, 2021.
- Giovanni Giambene. *Queueing theory and telecommunications*. Springer, 2005.
- Chee-Hock Ng and Soong Boon-Hee. *Queueing modelling fundamentals: With applications in communication networks*. John Wiley & Sons, 2008.
- Donald Gross, John F Shortle, James M Thompson, and Carl M Harris. *Fundamentals of queueing theory*, volume 627. John wiley & sons, 2011.
- Pooya Alavian, Yongsoon Eun, Kang Liu, Semyon M Meerkov, and Liang Zhang. The  $(\alpha, \beta)$ -precise estimates of mtbf and mttr: Definitions, calculations, and effect on machine efficiency and throughput evaluation in serial production lines. URL: [http://web.eecs.umich.edu/~smm/publications/mtbf\\_mttr\\_estimates.pdf](http://web.eecs.umich.edu/~smm/publications/mtbf_mttr_estimates.pdf), 2018.
- Pooya Alavian, Yongsoon Eun, Kang Liu, Semyon M Meerkov, and Liang Zhang. The  $(\alpha, \beta)$ -precise estimates of mtbf and mttr: Definitions, calculations, and induced effect on machine efficiency evaluation. *IFAC-PapersOnLine*, 52(13):1004–1009, 2019.
- Pooya Alavian, Yongsoon Eun, Kang Liu, Semyon M Meerkov, and Liang Zhang. The  $(\alpha, \beta)$ -precise estimates of mtbf and mttr: Definition, calculation, and observation time. *IEEE Transactions on Automation Science and Engineering*, 18(3):1469–1477, 2020.
- Yongsoon Eun, Kang Liu, and Semyon M Meerkov. Production systems with cycle overrun: modelling, analysis, improvability and bottlenecks. *International Journal of Production Research*, 60(2):534–548, 2022.
- Pooya Alavian, Yongsoon Eun, Kang Liu, Semyon M Meerkov, and Liang Zhang. The  $(\alpha x, \beta x)$ -precise estimates of production systems performance metrics. *International Journal of Production Research*, 60(7):2230–2253, 2022.
- K Liu. *The  $(\alpha, \beta)$ -precision theory for production system monitoring and improvement*. PhD thesis, Ph. D. thesis, The University of Michigan, 2021.
- Shen Cheng and BS Dhillon. Reliability and availability analysis of a robot-safety system. *Journal of Quality in Maintenance Engineering*, 17(2):203–232, 2011.
- Ahmad Abiri, Omeed Paydar, Anna Tao, Megan LaRocca, Kang Liu, Bradley Genovese, Robert Candler, Warren S Grundfest, and Erik P Dutson. Tensile strength and failure load of sutures for robotic surgery. *Surgical endoscopy*, 31:3258–3270, 2017.
- Changhai Li, Yunlong Teng, Zhonglai Wang, and Qi Huang. Imprecise reliability analysis for the robotic component based on limited lifetime data. *IEEE Access*, 7:163877–163886, 2019.
- Kang Liu, Nan Li, Ilya Kolmanovsky, and Anouck Girard. A vehicle routing problem with dynamic demands and restricted failures solved using stochastic predictive control. In *2019 American Control Conference (ACC)*, pages 1885–1890. IEEE, 2019.
- Tim von Hahn and Chris K Mechefske. Knowledge informed machine learning using a weibull-based loss function. *arXiv preprint arXiv:2201.01769*, 2022.
- Kang Liu. Setcse: Set operations using contrastive learning of sentence embeddings. *arXiv preprint arXiv:2404.17606*, 2024.
- Gunnar Blom. *Probability and statistics: theory and applications*. Springer Science & Business Media, 2012.
- Vijay K Rohatgi and AK Md Ehsanes Saleh. *An introduction to probability and statistics*. John Wiley & Sons, 2015.

- Jian-Xin Pan, Kai-Tai Fang, Jian-Xin Pan, and Kai-Tai Fang. Maximum likelihood estimation. *Growth curve models and statistical diagnostics*, pages 77–158, 2002.
- In Jae Myung. Tutorial on maximum likelihood estimation. *Journal of mathematical Psychology*, 47(1):90–100, 2003.
- Herman Chernoff and Erich L Lehmann. The use of maximum likelihood estimates in tests for goodness of fit. In *Selected works of EL Lehmann*, pages 541–549. Springer, 2011.
- Piet Groeneboom and Jon A Wellner. *Information bounds and nonparametric maximum likelihood estimation*, volume 19. Birkhäuser, 2012.
- Timothy Erickson and Toni M Whited. Two-step gmm estimation of the errors-in-variables model using high-order moments. *Econometric Theory*, 18(3):776–799, 2002.
- Lars Peter Hansen. Generalized method of moments estimation. *Macroeconometrics and time series analysis*, pages 105–118, 2010.
- Catherine Forbes, Merran Evans, Nicholas Hastings, and Brian Peacock. *Statistical distributions*. John Wiley & Sons, 2011.
- Peter Zsohar. Short introduction to the generalized method of moments. *Hungarian statistical review*, 90(SN16): 150–170, 2012.
- Hadi Abbaszadehpeivasti and JBG Frenk. On the method of moments approach applied to a (generalized) gamma population. *Communications in Statistics-Theory and Methods*, 52(11):3685–3708, 2023.
- Z Zong and KY Lam. Bayesian estimation of complicated distributions. *Structural Safety*, 22(1):81–95, 2000.
- Pedro Larrañaga and Jose A Lozano. *Estimation of distribution algorithms: A new tool for evolutionary computation*, volume 2. Springer Science & Business Media, 2001.
- Mark P Kaminskiy and Vasiliy V Krivtsov. A simple procedure for bayesian estimation of the weibull distribution. *IEEE Transactions on Reliability*, 54(4):612–616, 2005.
- Mark E Glickman and David A Van Dyk. Basic bayesian methods. *Topics in Biostatistics*, pages 319–338, 2007.
- John K Kruschke. Bayesian estimation supersedes the t test. *Journal of Experimental Psychology: General*, 142(2):573, 2013.
- Ming Li and William Q Meeker. Application of bayesian methods in reliability data analyses. *Journal of Quality Technology*, 46(1):1–23, 2014.
- Johannes S Maritz. *Empirical Bayes methods with applications*. Chapman and Hall/CRC, 2018.
- Kang Liu. Moment monotonicity of weibull, gamma and log-normal distributions. *arXiv preprint arXiv:2502.11366*, 2025.