

# Efficient Shapley Value-based Non-Uniform Pruning of Large Language Models

Chuan Sun, Han Yu, Lizhen Cui, Xiaoxiao Li

College of Computing and Data Science, Nanyang Technological University, Singapore

School of Software, Shandong University, China

Department of Electrical and Computer Engineering, The University of British Columbia, Canada

{chuan.sun, han.yu}@ntu.edu.sg, clz@sdu.edu.cn, xiaoxiao.li@ece.ubc.ca

## Abstract

Pruning large language models (LLMs) is a promising solution for reducing model sizes and computational complexity while preserving performance. Traditional layer-wise pruning methods often adopt a uniform sparsity approach across all layers, which leads to suboptimal performance due to the varying significance of individual transformer layers within the model not being accounted for. To this end, we propose the Shapley Value-based Non-Uniform Pruning (SV-NUP) method for LLMs. This approach quantifies the contribution of each transformer layer to the overall model performance, enabling the assignment of tailored pruning budgets to different layers to retain critical parameters. To further improve efficiency, we design the Sliding Window-based Shapley Value approximation method. It substantially reduces computational overhead compared to exact SV calculation methods. Extensive experiments on various LLMs including LLaMA-v1, LLaMA-v2 and OPT demonstrate the effectiveness of the proposed approach. The results reveal that non-uniform pruning significantly enhances the performance of pruned models. Notably, SV-NUP achieves a reduction in perplexity (PPL) of 18.01% and 19.55% on LLaMA-7B and LLaMA-13B, respectively, compared to SparseGPT at 70% sparsity.

## 1 Introduction

Large language models (LLMs) have emerged as a transformative technology, demonstrating remarkable capabilities in natural language understanding and generation tasks Brown *et al.* [2020]. LLMs have showcased significant adaptability through fine-tuning, enabling their deployment in highly specialized applications. These advantages underscore the critical role of LLMs in solving real-world challenges Patterson *et al.* [2021]. Despite these capabilities, the deployment of LLMs has been hindered by their immense computational demands. Modern LLMs often consist of billions or even trillions of parameters Luccioni *et al.* [2023], as seen in models like GPT-3 (175 billion parameters) and PaLM (540 billion parameters). The immense scale incurs significant memory,

storage and power costs, making it challenging to run these models on resource-constrained devices. To address these issues, researchers have increasingly turned to model compression techniques, particularly pruning, to reduce the size and computational requirements of LLMs, while retaining their performance Frantar and Alistarh [2023].

Pruning LeCun *et al.* [1989]; Han *et al.* [2015b,a] is one of the most prominent model compression techniques. It aims to remove redundant or less important parameters from neural networks, thereby reducing their sizes and computational complexity. Recent advances in pruning have progressed from unstructured sparsity (i.e., individual weight removal) to structured sparsity (i.e., eliminating entire neurons, heads or layers), thereby enabling hardware-efficient implementation Frantar and Alistarh [2023]; Jaiswal *et al.* [2024a]; Ma *et al.* [2023]; Xia *et al.* [2023]. For LLMs, several state-of-the-art methods have been proposed, including magnitude pruning, lottery ticket hypothesis approaches, and structured pruning based on attention mechanisms. These methods demonstrate the potential of pruning to enable LLM deployment on resource-constrained devices without causing substantial performance degradation.

Existing pruning methods mostly adopt a layer-wise approach to deal with large-scale parameters in LLMs. Layer-wise pruning is a uniform sparsity strategy, applying the same pruning ratio across all layers of an LLM. While simple to implement, this approach overlooks the inherent differences in the contributions of different layers to the overall performance of the model. Thus, it can only find the local optimal pruning solution, but not the global optimal solution. Empirical evidence also suggests that certain layers are more critical than others, and uniformly pruning across all layers may lead to the removal of essential parameters, ultimately impairing the pruned model’s performance Mocanu *et al.* [2018]; Yin *et al.* [2023].

To address this limitation, we leverage the concept of Shapley value from cooperative game theory and propose a novel Shapley Value-based Non-Uniform Pruning (SV-NUP) method for LLMs, which was originally designed to fairly assess the contributions of multiple players in a game. In this study, we treat each Transformer in an LLM as a “player”. Based on this idea, we evaluate the contribution of each Transformer to the overall performance of an LLM. The results are further used as a basis to allocate customized spar-

sity ratios to each Transformer, prioritizing the preservation of parameters in more important ones. This approach not only improves the performance of the pruned LLMs, but also introduces a theoretical foundation for sparsity allocation, moving beyond heuristic methods. We further propose a Sliding Window-based Shapley Value approximation method (SWSV) to reduce the computational cost.

We conduct extensive experiments to evaluate the performance of SV-NUP for pruning LLMs across a spectrum of LLMs, including LLaMA-v1, LLaMA-v2 and OPT. SV-NUP achieves a reduction in perplexity (PPL) of 18.01% and 19.55% on LLaMA-7B and LLaMA-13B, respectively, compared to SparseGPT at 70% sparsity. The results validate our hypothesis that non-uniform sparsity allocation can significantly enhance the performance of pruned models, paving the way for more efficient and practical LLM deployment on resource-constrained devices.

## 2 Related Work

**Uniform Pruning.** Traditional pruning requires a round of re-training to restore performance, which poses significant challenges for LLMs. Researchers have developed pruning algorithms specifically tailored for LLM compression. For instance, Ma *et al.* [2023] investigated structured sparse LLMs by applying Taylor pruning to remove entire weight rows, followed by LoRA fine-tuning Hu *et al.* [2021]. In recent years, the focus has shifted toward unstructured pruning which eliminates the need for fine-tuning. SparseGPT Frantar and Alistarh [2023] employs the Hessian inverse for pruning, followed by weight updates to reduce reconstruction errors between dense and sparse weights. Wanda Sun *et al.* [2023] introduced a criterion that incorporates weight magnitude and input activations to preserve outlier features.

**Non-uniform Pruning.** Uniform layerwise sparsity is commonly used for pruning language models Zhu and Gupta [2017]; Gale *et al.* [2019], with several studies demonstrating its effectiveness in LLM pruning Sanh *et al.* [2020]; Kurtic *et al.* [2022]. However, there is a growing body of work exploring non-uniform layerwise sparsity, primarily in the context of vision models. For example, Mocanu *et al.* [2016] proposed a non-uniform, scale-free topology inspired by graph theory, which outperforms dense counterparts when applied to restricted Boltzmann machines. Subsequent work has improved the scalability of this approach by leveraging Erdős-Rényi graphs ERdS and R&wi [1959], extending the method to fully connected layers Mocanu *et al.* [2018] and convolutional layers Evci *et al.* [2020]; Liu *et al.* [2022] to achieve data-free and feedforward-free layerwise sparsity. Another approach to non-uniform sparsity involves applying a global threshold across all layers Frankle and Carbin [2018]; Lee *et al.* [2018]; Wang *et al.* [2020]; Liu *et al.* [2021]. However, global pruning has been found to be computationally expensive and ineffective when applied to LLMs.

**Analyzing LLMs.** The authors in Shim *et al.* [2022] analyzed the contributions of various components in LLMs and their impact on overall performance. Gromov *et al.* [2024] explored the role of deep layers in LLMs through layer pruning, providing insights into how different layers in relation

to model performance. Michel *et al.* [2019] examined the redundancy of attention heads in transformer-based models, demonstrating that many attention heads can be pruned without significant performance degradation. Clark [2019] investigated the behavior of individual attention heads in BERT, revealing that each head serves a distinct role in capturing different linguistic features. Probing techniques are widely used to analyze the internal representations of LLMs. For instance, Tenney [2019] employed probing tasks to examine the linguistic information captured by BERT, finding that different layers encode distinct types of linguistic features. Furthermore, Tenney *et al.* [2019] introduced a suite of probes to analyze the representations learned by contextualized word embeddings, offering insights into how syntactic and semantic information is distributed across layers. Recently, Zhang *et al.* [2024] used Shapley values to evaluate the importance of layers in LLMs, providing a faithful assessment of their contributions. However, these studies have not explored Transformer SV-based non-uniform pruning of LLMs. SV-NUP bridges this gap.

## 3 Motivation

In this section, we conduct empirical studies on three LLMs to demonstrate our motivation for allocating different pruning ratios for different Transformers. We select 3 comment LLMs: 1) TinyLLama, 2) LLaMA-7B and 3) Mistral-7B. We compare the difference between Transformers by mean and standard deviation (std) of the Magnitude method Lee *et al.* [2020], which is widely used in neural network pruning. Based on the results shown in Figure 1, we can make the following two observations.

### 3.1 Observations

**Observation 1** *Different Transformers in LLMs exhibit significant variations in the mean and std of magnitude.*

As the Transformer index increases, the mean magnitude decreases across all LLMs (Figures 1(a), 1(c) and 1(e)). Notably, the changes in LLaMA-7B and Mistral-7B are more pronounced compared to TinyLLaMa. The earlier (shallower) Transformers tend to have higher mean magnitudes. From the std of magnitude in Figures 1(b), 1(d) and 1(f), it can be observed that weights of shallow Transformers change dramatically. It is evident that the weights of shallow Transformers vary more significantly. Higher mean and std of magnitude values indicate that the corresponding Transformers have greater impact on LLM performance. These results underscore that different layers contribute unevenly to the overall model performance, suggesting that some Transformers are more sensitive to changes in parameter magnitudes.

**Observation 2** *The attention module of Transformers has a higher mean and std of magnitude than the feed-forward network (FFN) module.*

Each Transformer consists of 7 inner layers. The first 4 correspond to the attention module, while the last 3 form the FFN module. In all the figures, the mean and std of magnitude in the attention module are higher than those in the FFN module. This finding indicates that the attention module is more

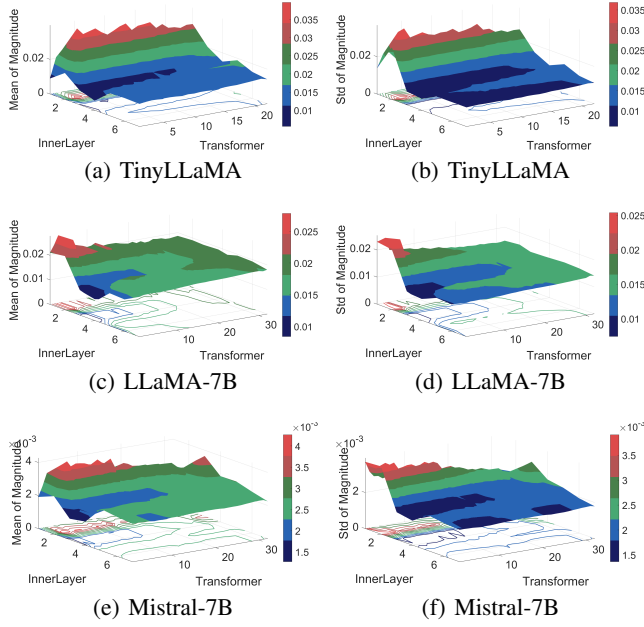


Figure 1: Comparison of the mean and standard deviation (std) across different Transformers under Magnitude for 3 LLMs (TinyLLaMa, LLaMA-7B, and Mistral-7B). TinyLLaMa consists of 22 Transformers and the other 2 LLMs consist of the same 32 Transformers, where each Transformer consists of 7 innerlayers.

sensitive compared to the FFN module to changes in parameter magnitude. For instance, in Figures 1(a) and 1(b), TinyLLaMa’s inner layer 4 shows a distinct dividing line: layers 1–4 form peaks, whereas layers 5–7 form troughs. The other three LLMs follow similar trends. As a result, the attention module warrants more attention during pruning.

### 3.2 Analysis and Implications

Conventional LLM pruning approaches that apply a uniform pruning ratio across all Transformers tend to overlook the aforementioned inherent diversity. For example, in Figure 1(c), the first few Transformers exhibit lower mean magnitudes, suggesting that they can withstand more aggressive pruning; whereas the latter Transformers show higher mean magnitudes and std, indicating that they should be pruned more conservatively to maintain performance. Applying the same pruning ratio to Transformers with high mean magnitudes or high std as those with lower values might remove critical capabilities from important Transformers, while preserving too many parameters in less significant ones.

This analysis clearly demonstrates the advantage of allocating different pruning ratios to different Transformers. By tailoring the pruning ratios based on the unique characteristics of each Transformer, pruning strategies can be optimized to retain crucial information in the model. Such a non-uniform pruning approach enables more efficient compression where less critical Transformers undergo more aggressive pruning, while vital Transformers are preserved, thereby enhancing the performance of the pruned model.

## 4 The Proposed SV-NUP Method

Motivated by these observations, we investigate the issue of adaptive sparsity for LLM pruning. The Shapley value, a concept derived from cooperative game theory, is widely used to fairly allocate contributions among multiple players in a game. This paper leverages the Shapley value to allocate pruning ratios across different Transformers. By treating each Transformer as a “player” in the model, we can compute the contribution of each Transformer to the overall performance of the LLM. This approach will allow us to assign pruning ratios dynamically, ensuring that more important Transformers (i.e., those with higher Shapley values) are pruned less aggressively, while less critical Transformers receive higher pruning ratios. We propose the Shapley Value-based Non-Uniform Pruning (SV-NUP) method to address this problem, which provides a theoretically grounded and equitable solution to the problem of non-uniform pruning. This method optimizes the trade-off between model size and performance, ensuring that critical Transformers are preserved, while less significant ones are pruned more aggressively.

We consider post-training pruning of LLMs from a well-optimized model with weights  $\mathbf{W}^*$  to a sparse version  $\mathbf{W}$  with many 0 values under a given pruning ratio  $\rho$ . As LLMs contain hundreds of millions of parameters, we usually adopt layer-wise pruning. The neural network structure of LLMs is generally composed of many Transformers. We denote Transformers as the set  $\mathcal{T} = \{1, 2, \dots, T\}$ . Conventional LLM pruning methods apply a uniform pruning ratio  $\rho$  to all Transformers. According to the analysis in Section 3, we should allocate different pruning ratios  $\rho_t$  to different Transformer  $t \in \mathcal{T}$ . The key to allocating pruning ratios is to calculate the contribution of Transformers of LLMs precisely. We use SV to analyze each Transformer contribution.

### 4.1 Transformer Contribution by Shapley Value

SV is a unique contribution allocation scheme that satisfies a set of fairness axioms. Here, we leverage the concept to calculate the weighted average of all marginal contributions of each Transformer in an LLM. To illustrate the calculation process, we consider a simple LLM with 3 Transformers as shown in Figure 2. Since all Transformers have the same structure, we can easily mask a Transformer during inference and do not affect SV calculation, as shown in the bottom right corner of Figure 2. We use the accuracy of an LLM as the basis for calculating the SVs.

We first identify each Transformer’s contribution when they participate individually, when 2 participate together, and when all 3 participate together. Particularly, as an LLM without any Transformer cannot function normally, we assume the accuracy to be 0. Then, we consider all possible combinations of Transformers and calculate their marginal values (e.g. what value does each Transformer add when Transformer 1 enters the LLM first, followed by Transformer 2, and then Transformer 3). Finally, we need to add them up and work out the SV (i.e. the average) for each Transformer.

To formalize this process, an LLM consists of  $\mathcal{T}$  Transformers and a value function  $v$ . Perplexity (PPL) is usually used to evaluate LLMs in LLM pruning JAISWAL *et al.* [2024b]; Xia *et al.* [2024]; Ma *et al.* [2023]. The lower

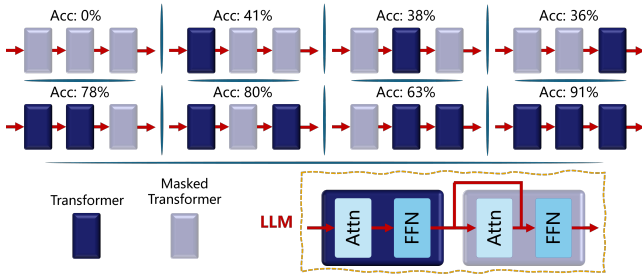


Figure 2: Contribution analysis of 3 Transformers in an LLM. For intuitive presentation, we use accuracy to represent the contribution of different Transformers.

the value, the better the performance. Therefore, the value function is denoted as  $\nu(\mathcal{T}) = 1/\text{PPL}(\mathcal{T})$ . Particularly, if there is no Transformer, the value function must be 0, i.e.,  $\nu(\emptyset) = 0$ . Let  $\mathcal{S} \subseteq \mathcal{T}$  denote a subset of  $\mathcal{T}$ . According to Shapley [1953], the SV of any Transformer  $t \in \mathcal{T}$  is:

$$\phi_t = \sum_{\mathcal{S} \subseteq \mathcal{T} \setminus \{t\}} w_{\mathcal{S}} [\nu(\mathcal{S} \cup \{t\}) - \nu(\mathcal{S})], \forall t \in \mathcal{T}, \quad (1)$$

where  $w_{\mathcal{S}} = T \cdot \binom{T-1}{|\mathcal{S}|} = \frac{T!}{|\mathcal{S}|!(T-|\mathcal{S}|-1)!}$  is a coefficient.  $\nu(\mathcal{S} \cup \{t\}) - \nu(\mathcal{S})$  is known as Transformer  $t$ 's marginal contribution. Eq. (1) yields the following desirable properties:

- **Efficiency:** The sum of all Shapley values equals to the total contribution towards an LLM by all Transformers, i.e.,  $\sum_{t \in \mathcal{T}} \phi_t = \nu(\mathcal{T})$ . This ensures that all contributions from Transformers are fully allocated with no “left-over” or “missing” gain.
- **Symmetry:** If two Transformers contribute equally to an LLM (i.e., they have the same marginal contribution in all subsets), they should have the same Shapley value, i.e.,  $\nu(\mathcal{S} \cup \{t\}) = \nu(\mathcal{S} \cup \{i\}), \forall \mathcal{S} \subseteq \mathcal{T} \setminus \{t, i\} \Rightarrow \phi_t = \phi_i$ . This ensures fairness, as Transformers with the same effect on an LLM are not favored over one another.
- **Dummy:** If a Transformer does not add any marginal contribution to any subset of Transformers, its Shapley value is 0, i.e.,  $\nu(\mathcal{S} \cup \{t\}) = \nu(\mathcal{S}), \forall \mathcal{S} \subseteq \mathcal{T} \Rightarrow \phi_t = 0$ . This ensures that Transformers that do not affect an LLM's output receive no contribution value.

Eq. (1) involves calculating the marginal contribution for every subset  $\mathcal{S}$ , which results in a combinatorial explosion as the number of Transformers increases. Specifically, for  $T$  Transformers, the total number of possible subsets  $\mathcal{S}$  is  $2^T$ . For instance, with 32 Transformers in LLaMa-7B, the number of possible subsets becomes  $2^{32} = 4,294,967,296$ . The exact computation of Shapley values requires evaluating every subset that excludes the given Transformer, meaning that  $32 \times 2^{32}$  evaluations are needed. Each additional feature doubles the number of subsets that must be considered, causing an exponential increase in the number of computations. Consequently, this problem is NP-hard.

## 4.2 Shapley Value Approximation

To address the NP-hard problem, this subsection proposes a sliding window-based Shapley value (SWSV) approximation

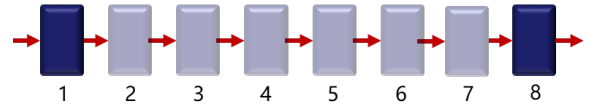


Figure 3: Selection of Transformer coalitions under an LLM with 8 Transformers.

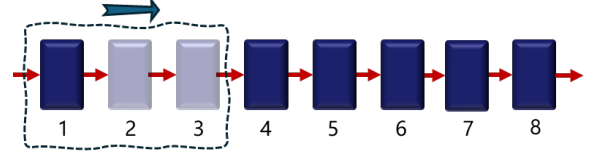


Figure 4: Illustration of the proposed approximation.

method to estimate the contribution of Transformers. The key is that many coalitions of Transformers are useless and meaningless when evaluating LLMs. We consider an LLM with 8 Transformers as shown in Figure 3, where Transformers 1 and 8 are active and Transformers 2-7 are masked. We have two limitations: 1) *too few active Transformers*; and 2) *too far apart between active Transformers*.

Specifically, a well-trained LLM relies on maintaining a sufficiently large network structure, even in the presence of sparsity, to preserve its representation capacity and functionality Li *et al.* [2022]; Lee *et al.* [2024]. Sparsity, while effective in reducing computational costs, must be implemented judiciously to ensure that the structural integrity and critical pathways of the model remain intact. An LLM with an insufficient number of active Transformer layers—such as configurations involving only two active layers (e.g., Transformers 1 and 8)—is highly likely to suffer from significant performance degradation. This occurs because such configurations disrupt the hierarchical processing of information, resulting in incomplete or suboptimal feature representations. Moreover, when many intermediate Transformers are masked, the direct transmission of outputs from an earlier Transformer (e.g., Transformer 1) to a much later one (e.g., Transformer 8) bypasses the essential intermediate processing steps. This shortcut diminishes the model's ability to learn and propagate nuanced information through the intermediate layers, leading to a distorted representation of the Shapley value. Such scenarios are problematic as they fail to reflect the contributions of individual layers within the model architecture.

To address these issues, it is critical to design an SV approximation method to avoid extreme patterns with few Transformers. The goal is to improve the accuracy of SV estimation, enhance model performance, and reduce computational complexity by preserving critical Transformers.

To this end, we propose a sliding window-based Shapley value approximation method for evaluating the contribution of Transformers in LLMs (Figure 4). When calculating the SV of Transformer  $t \in \mathcal{T}$ , we consider the sliding window with  $N = |\mathcal{S}_t|$  Transformers, where these Transformers are closely connected. Figure 4 shows the sliding window with 3 Transformers, where the SV of Transformer 1 is only related

---

**Algorithm 1: SWSV**

---

**Input:**  $\mathcal{T}$ ,  $N$ , an empty set  $\mathcal{V}$ , and a dataset;  
**Output:** Shapley values of Transformers;

```

1 while  $t \in \mathcal{T}$  do
2   Determine the sliding window  $\mathcal{S}_t$ ;
3   for  $\mathcal{S}$  in all coalitions of  $\mathcal{S}_t \setminus \{t\}$  do
4     if  $\mathcal{S} \cup \mathcal{T}_t \cup \{t\} \not\subseteq \mathcal{V}$  then
5       Put  $\mathcal{S} \cup \mathcal{T}_t \cup \{t\}$  into  $\mathcal{V}$ ;
6       Calculate  $\nu(\mathcal{S} \cup \mathcal{T}_t \cup \{t\})$ ;
7     end
8   if  $\mathcal{S} \cup \mathcal{T}_t \not\subseteq \mathcal{V}$  then
9     Put  $\mathcal{S} \cup \mathcal{T}_t$  into  $\mathcal{V}$ ;
10    Calculate  $\nu(\mathcal{S} \cup \mathcal{T}_t)$ ;
11  end
12 end
13 Calculate  $\hat{\phi}_t$  by (2);
14 end

```

---

to the Transformers in this sliding window. It is expressed as:

$$\hat{\phi}_t = \sum_{\mathcal{S} \subseteq \mathcal{S}_t \setminus \{t\}} w_{\mathcal{S}} [\nu(\mathcal{S} \cup \mathcal{T}_t \cup \{t\}) - \nu(\mathcal{S} \cup \mathcal{T}_t)], \forall t \in \mathcal{T}, \quad (2)$$

where  $\mathcal{T}_t = \mathcal{T} \setminus \mathcal{S}_t$  is coalitions without  $\mathcal{S}_t$ .

Neighboring Transformers around a target Transformer  $t$  play a significant role in determining its SV, as they strongly influence the context and interactions that contribute to the target Transformer’s functionality. To effectively capture these interdependencies, a sliding window strategy is employed, which selects a set of neighboring Transformers both before and after the target Transformer. This approach ensures that the SV calculation takes into account the most relevant local interactions within the Transformer stack. The sliding window size  $N$  is generally set to an odd number, such as 3, 5, or 7, to maintain symmetry around the target Transformer. For instance, with a sliding window of size 3, the calculation includes one preceding Transformer ( $t - 1$ ), the target Transformer itself ( $t$ ), and one succeeding Transformer ( $t + 1$ ). This balanced selection ensures that contributions from both upstream and downstream Transformers are equally considered, facilitating a more accurate evaluation of the target Transformer’s importance.

Special considerations are made for boundary Transformers, such as the first and last ones, where the default sliding window size might result in insufficient neighbors. In these cases, the sliding window is adjusted to include the available Transformers, while maintaining the specified number of neighbors as much as possible. For example, when evaluating the first Transformer, additional downstream Transformers can be included to compensate for the absence of preceding Transformers. Similarly, for the last Transformer, upstream Transformers are prioritized. This ensures consistency in the Shapley value calculations across all Transformers, preserving the intended neighborhood size while respecting the structural boundaries of the model. The pseudocode of SWSV is shown in Algorithm 14. Its computational complexity is  $\mathcal{O}(T2^{N-1})$ , which is much lower than the original complexity.

---

**Algorithm 2: SV-NUP**

---

**Input:** an LLM and a dataset;  
**Output:** The Pruned LLM;

```

1 Calculate the contributions  $\{\hat{\phi}_t\}_{t \in \mathcal{T}}$  of Transformers by SWSV;
2 Allocate the pruning ratios  $\{\rho_t\}_{t \in \mathcal{T}}$  by Eq. (3);
3 while  $t \in \mathcal{T}$  do
4   Prune the Transformer  $t$  by an advanced pruning method at the pruning ratio  $\rho_t$ ;
5 end
6 Evaluate the pruned LLM;

```

---

### 4.3 SWSV for Pruning LLMs

After calculating the contributions of Transformers ( $\hat{\phi}_t, t \in \mathcal{T}$ ), these contributions can be utilized to allocate the pruning ratio for each Transformer. Transformers with greater contributions are considered more important and thus have smaller pruning ratios. Therefore, the pruning ratio  $\rho_t$  is inversely proportional to the contribution, i.e.,  $\rho_t \propto 1/\hat{\phi}_t$ . However, since overly sparse Transformers can degrade the performance of LLMs, it is necessary to constrain the allocated pruning ratios. To achieve this, we introduce a small positive value  $\lambda$  (e.g., 0.05 or 0.1) as a boundary. The allocated pruning ratios are restricted to lie within the given pruning ratio range, with an allowable error of  $\lambda$ , i.e.,  $\rho_t \in [\rho - \lambda, \rho + \lambda]$ . The detailed mathematical expression is:

$$\rho_t = \rho - a_t + \text{mean}\{a_t\}_{t \in \mathcal{T}}, \quad (3)$$

$$\text{where } a_t = \frac{2\lambda(\hat{\phi}_t - \min\{\hat{\phi}_t\}_{t \in \mathcal{T}})}{\max\{\hat{\phi}_t\}_{t \in \mathcal{T}} - \min\{\hat{\phi}_t\}_{t \in \mathcal{T}}}.$$

SV-NUP is a framework which can be applied to advanced pruning methods (e.g., Wanda Sun *et al.* [2023] and SparseGPT Frantar and Alistarh [2023]). The pseudocode of SV-NUP is presented in Algorithm 6.

## 5 Experimental Evaluation

### 5.1 Experiment Settings

We evaluate the proposed SV-NUP method on the LLaMA-V1, LLaMA-V2, and OPT model families Frantar and Alistarh [2023]. Due to computational resource constraints, our focus is on the 7-billion and 13-billion parameter variants. All LLMs are quantized with float16 and the sequence length is set as 2048. To assess the performance of the pruned LLMs, we employ two general metrics: PPL and zero-shot evaluation Sun *et al.* [2023]. PPL reflects the model’s ability to predict the next word given the preceding context Muhlgay *et al.* [2023], where lower values indicate better performance. We evaluate PPL using the WikiText-2 dataset Merity *et al.* [2016], selecting two randomly downloaded subsets of WikiText-2 for testing. For zero-shot evaluation, we choose 4 tasks—BoolQ, RTE, WinoGrande (WG), and OpenBookQA (OBQA)—from the EleutherAI LM Harness Mihaylov *et al.* [2018], where higher scores indicate better performance.



Table 1: PPL↓ performance of LLaMA family pruned by 3 existing methods with/without (w./wo.) SV-NUP at 70% sparsity. We highlight the improved performance in **blue**.

	LLaMA-7B	LLaMA-13B	LLaMA2-7B	LLaMA2-13B
Dense	5.68	5.09	5.47	4.88
Magnitude	48426.42	84531.15	49808.59	214.21
SV-NUP w. Magnitude	30586.90 (-36.84%)	10632.55 (-87.42%)	31729.74 (-36.30%)	82.98 (-61.26%)
Wanda	70.84	41.10	57.20	34.06
SV-NUP w. Wanda	34.95 (-50.66%)	15.92 (-61.28%)	29.56 (-48.33%)	20.46 (-39.94%)
SparseGPT	18.42	13.74	17.87	14.39
SV-NUP w. SparseGPT	15.10 (-18.01%)	11.06 (-19.55%)	14.84 (-17.00%)	12.48 (-13.27%)

## 5.2 Comparison Baselines

We select 3 baselines for comparison: 1) Magnitude Jaiswal *et al.* [2024a], 2) Wanda Sun *et al.* [2023], and 3) SparseGPT Frantar and Alistarh [2023]. The proposed SV-NUP method is integrated into these baselines, allowing us to directly observe the performance improvement brought by it. In addition, we compare SV-NUP with OWL Yin *et al.* [2023], a pruning ratio allocation framework based on outliers.

We implement all experiments in PyTorch and use the HuggingFace library to download the pre-trained LLMs and datasets. All experiments are performed on a server with 4 NVIDIA A100 GPUs, 1 AMD EPYC CPU, and 252 GB of memory. The limitation  $\lambda$  of the pruning ratio is set to 0.1. The size of sliding windows  $N$  is set as 3, 5, or 7.

## 5.3 PPL Improvement by SV-NUP

We first evaluate the PPL performance gains achieved by integrating SV-NUP into LLM pruning methods, as shown in Table 1. SV-NUP significantly enhances existing pruning approaches, particularly Magnitude and Wanda, while SparseGPT demonstrates minimal improvements due to its already strong baseline performance. SV-NUP has 61.28 % improvement on LLaMA-13B by Wanda. Wanda consistently benefits from SV-NUP across all LLaMA models, with the largest impact observed in larger models like LLaMA-13B, where SV-NUP effectively mitigates performance degradation. SparseGPT, despite its high baseline effectiveness, achieves further refinement with SV-NUP, highlighting the compatibility and synergy between the two. Overall, SV-NUP emerges as a crucial enhancement, stabilizing pruning outcomes and delivering superior results, especially when combined with advanced methods like SparseGPT.

## 5.4 PPL and Zero-shot Performance by Baselines

The results in Table 2 underscore the effectiveness of integrating SV-NUP and OWL into existing pruning methods for the LLaMA and OPT model families at 50% sparsity. Across most scenarios, SV-NUP consistently demonstrates superior performance. Specifically, Magnitude combined with SV-NUP consistently outperforms both its standalone version and Magnitude with OWL. Notably, while SV-NUP slightly improves the performance of Wanda and SparseGPT, the gains are less pronounced, as the pruned LLMs at 50% sparsity already exhibit robust performance, leaving limited room for further enhancements. Interestingly, SV-NUP’s effectiveness is more apparent with larger LLMs, such as the 7-billion-parameter models, whereas its impact diminishes for smaller models like TinyLLaMA and OPT-2.7B. For Wanda,

the integration of SV-NUP results in a notable reduction in PPL compared to Wanda alone, highlighting the synergy between SV-NUP and fine-grained pruning strategies. OWL also contributes positively, particularly when integrated with SparseGPT and Wanda, though its impact is slightly less consistent than that of SV-NUP. Overall, integrating SV-NUP stabilizes and enhances performance across various pruning methods, emerging as a particularly strong addition. It consistently ensures competitive results and maintains lower PPL across a wide range of LLM architectures.

Table 3 presents the PPL and classification performance of OPT-2.7B and OPT-6.7B models pruned by different methods at 50% sparsity. For OPT-2.7B, SV-NUP with SparseGPT achieves a mean score of 0.4951, which is slightly lower than SparseGPT alone (0.5039), suggesting that the integration of SV-NUP with SparseGPT may not provide performance gains and could slightly degrade results for smaller OPT models. In contrast, for OPT-6.7B, SV-NUP with SparseGPT achieves a mean score of 0.5208, which is comparable to SparseGPT alone (0.5168), indicating that SV-NUP can maintain performance levels when combined with SparseGPT for larger models.

Table 4 illustrates the impact of varying sliding window sizes ( $N$ ) on performance. The results indicate that  $N = 5$  and  $N = 7$  achieve lower PPL for both LLaMA-7B and OPT-6.7B. However, the choice of  $N$  is highly sensitive to different LLMs and pruning methods, highlighting the importance of selecting an appropriate window size tailored to specific scenarios.

## 5.5 Different SV Approximation Methods

We compare our proposed SWSV method with the existing SV approximation method proposed in Kolpaczki *et al.* [2024] to demonstrate its efficiency, as shown in Table 5. For LLaMA-7B, SWSV with SparseGPT achieves the highest mean score (0.5584), slightly surpassing SV with SparseGPT (0.5493), showcasing its ability to enhance performance. Similarly, for OPT-6.7B, SWSV with SparseGPT achieves a mean score of 0.5208, outperforming SV with SparseGPT

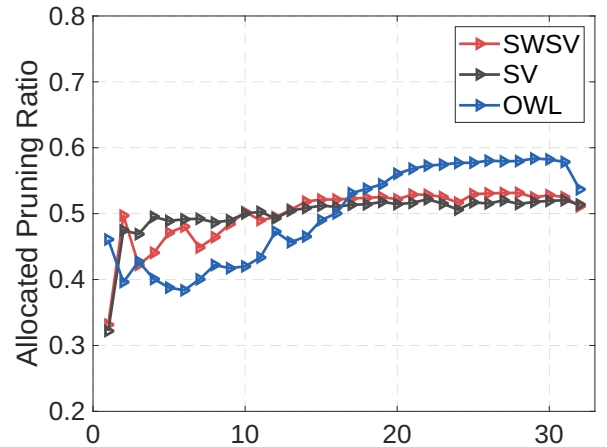


Figure 5: Distribution of the allocated pruning ratio on LLaMA-7B by 3 methods at 50% sparsity.

Table 2: PPL↓ performance of LLaMA family and OPT family pruned by different methods at 50% sparsity. We highlight the best performance in **bold**.

	TinyLLaMA	LLaMA-7B	Vicuna-7B	LLaMA2-7B	LLaMA3.2-3B	OPT-2.7B	OPT-6.7B
Dense	7.7735	5.6772	6.9031	5.4721	7.8137	12.4705	10.8602
Magnitude	21.6367	17.2882	24.0034	16.0301	139.4124	265.2033	968.7209
OWL w. Magnitude	18.7673	16.3453	21.3578	15.7421	99.2163	207.0598	363.6955
SV-NUP w. Magnitude	<b>18.1645</b>	<b>15.9755</b>	<b>20.7409</b>	<b>15.3144</b>	<b>89.4710</b>	<b>158.2674</b>	<b>308.4234</b>
Wanda	<b>10.8549</b>	7.0884	8.5325	<b>6.7741</b>	12.6977	<b>13.9611</b>	12.0780
OWL w. Wanda	11.1533	7.0941	8.5731	6.7954	12.6735	14.7622	12.3921
SV-NUP w. Wanda	11.0834	<b>7.0610</b>	<b>8.4428</b>	6.7959	<b>12.1578</b>	14.0323	<b>12.0065</b>
SparseGPT	<b>9.8810</b>	6.8701	8.0767	6.6000	11.0357	<b>12.0591</b>	11.2711
OWL w. SparseGPT	10.1521	6.8785	8.2247	6.6388	10.9828	13.3490	11.5101
SV-NUP w. SparseGPT	10.1308	<b>6.8336</b>	<b>8.0762</b>	<b>6.5843</b>	<b>10.8495</b>	12.9768	<b>11.2582</b>

Table 3: PPL↓ and classification performance of Vicuna-7B and OPT-6.7B pruned by different methods at 50% sparsity. The "mean" is the average of BoolQ, RTE, WG, and OBQA.

	PPL↓	BoolQ	RTE	WG	OBQA	Mean	
Vicuna-7B	Dense	6.9031	0.7810	0.6823	0.6938	0.3460	0.6258
	Magnitude	24.0034	0.5462	0.5271	0.5817	0.2200	0.4687
	OWL w. Magnitude	21.3578	0.6067	0.5784	0.6056	0.2300	0.5052
	SV-NUP w. Magnitude	<b>20.7409</b>	0.6037	0.5884	0.5959	0.2360	<b>0.5060</b>
	Wanda	8.5325	0.6969	0.6859	0.6519	0.2960	0.5827
	OWL w. Wanda	8.5731	0.6315	0.7040	0.6685	0.2960	0.5750
	SV-NUP w. Wanda	<b>8.4428</b>	0.6976	0.6968	0.6630	0.2880	<b>0.5863</b>
	SparseGPT	8.0767	0.6437	0.6534	0.6480	0.2940	0.5598
	OWL w. SparseGPT	8.2247	0.6780	0.6715	0.6472	0.2840	0.5702
	SV-NUP w. SparseGPT	<b>8.0762</b>	0.6945	0.6823	0.6567	0.3020	<b>0.5839</b>
OPT-6.7B	Dense	10.8602	0.6606	0.5523	0.6519	0.2760	0.5352
	Magnitude	968.7209	0.3804	0.5271	0.5059	0.1760	0.3974
	OWL w. Magnitude	363.6955	0.3813	0.5271	0.5564	0.2140	0.4197
	SV-NUP w. Magnitude	<b>308.4234</b>	0.3908	0.5271	0.5567	0.2120	<b>0.4217</b>
	Wanda	12.0780	0.6214	0.5271	0.6014	0.2380	0.4970
	OWL w. Wanda	12.3921	0.6220	0.5271	0.5864	0.2380	0.4934
	SV-NUP w. Wanda	<b>12.0065</b>	0.6211	0.5271	0.6069	0.2420	<b>0.4993</b>
	SparseGPT	11.2711	0.6358	0.5343	0.6433	0.2540	0.5168
	OWL w. SparseGPT	11.5101	0.6324	0.5307	0.6393	0.2320	0.5086
	SV-NUP w. SparseGPT	<b>11.2582</b>	0.6410	0.5543	0.6338	0.2540	<b>0.5208</b>

Table 4: PPL↓ performance under different  $N$  at 50% sparsity.

LLaMA-7B	$N = 3$	$N = 5$	$N = 7$
SV-NUP w. Magnitude	16.0491	16.0081	<b>15.9755</b>
SV-NUP w. Wanda	7.09322	<b>7.06104</b>	7.09215
SV-NUP w. SparseGPT	6.8382	<b>6.83358</b>	6.84875
OPT-6.7B	$N = 3$	$N = 5$	$N = 7$
SV-NUP w. Magnitude	525.407	<b>308.423</b>	661.884
SV-NUP w. Wanda	12.0469	12.0339	<b>12.0065</b>
SV-NUP w. SparseGPT	11.2766	11.2661	<b>11.2582</b>

(0.5111). These results demonstrate that SWSV not only provides marginal performance improvements over standard SV, particularly when combined with SparseGPT, but also offers lower computational complexity. This highlights its potential as a more efficient and effective sparsity allocation approach.

Figure 5 shows the distribution of allocated pruning ratios for LLaMA-7B at 50% sparsity across three methods: SWSV, SV, and OWL. SWSV demonstrates significant variability, particularly in earlier layers, with pruning ratios fluctuating

Table 5: Pruning ratio allocation by two SV approximation methods on LLaMA-7B and OPT-6.7B at 50% sparsity. The "mean" is the average of BoolQ, RTE, WG, and OBQA.

		PPL↓	BoolQ	RTE	WG	OBQA	Mean
LLaMA-7B	SV-NUP w. Magnitude	<b>15.98</b>	0.58	0.58	0.61	0.27	<b>0.5100</b>
	SV w. Magnitude	17.48	0.56	0.57	0.61	0.25	0.4956
	SV-NUP w. Wanda	<b>7.06</b>	0.73	0.59	0.68	0.30	<b>0.5638</b>
	SV w. Wanda	7.11	0.73	0.55	0.67	0.30	0.5626
	SV-NUP w. SparseGPT	<b>6.83</b>	0.73	0.55	0.69	0.27	<b>0.5584</b>
	SV w. SparseGPT	6.86	0.72	0.52	0.68	0.28	0.5493
OPT-6.7B	SV-NUP w. Magnitude	<b>308.42</b>	0.39	0.53	0.56	0.21	<b>0.4217</b>
	SV w. Magnitude	660.89	0.38	0.53	0.53	0.20	0.4089
	SV-NUP w. Wanda	<b>12.01</b>	0.62	0.53	0.61	0.24	<b>0.4993</b>
	SV w. Wanda	12.06	0.62	0.53	0.61	0.23	0.4977
	SV-NUP w. SparseGPT	<b>11.26</b>	0.64	0.55	0.63	0.25	<b>0.5208</b>
	SV w. SparseGPT	11.33	0.63	0.53	0.63	0.25	0.5111

more widely before stabilizing closer to the latter layers.

## 6 Conclusions and Future Work

In this paper, we propose SV-NUP, a novel approach for non-uniform pruning of LLMs based on the contribution by each Transformer to overall model performance. By leveraging the Shapley value, we propose a method to assess the importance of individual Transformers within LLMs. To further address the computational complexity associated with the Shapley value, we design a sliding window-based approximation method. Extensive experiments have been carried out on LLMs including LLaMA-V1, LLaMA-V2 and OPT model families in comparison with three state-of-the-art pruning methods. SV-NUP achieves significant improvements in both PPL and zero-shot performance, demonstrating its promise as a useful LLM pruning method that can better preserve model performance at the given pruning ratios.

In subsequent research, we plan to investigate the integration of pruning and quantization for compressing LLMs to reduce computation and storage.

## References

Tom Brown, Benjamin Mann, Nick Ryder, Melanie Subbiah, Jared D Kaplan, Prafulla Dhariwal, Arvind Neelakantan, Pranav Shyam, Girish Sastry, Amanda Askell, et al. Language models are few-shot learners. *Advances in neural information processing systems*, 33:1877–1901, 2020.

- Kevin Clark. What does bert look at? an analysis of bert’s attention. *arXiv preprint arXiv:1906.04341*, 2019.
- P ERDdS and A R&wi. On random graphs i. *Publ. math. debrecen*, 6(290-297):18, 1959.
- Utku Evci, Trevor Gale, Jacob Menick, Pablo Samuel Castro, and Erich Elsen. Rigging the lottery: Making all tickets winners. In *International conference on machine learning*, pages 2943–2952. PMLR, 2020.
- Jonathan Frankle and Michael Carbin. The lottery ticket hypothesis: Finding sparse, trainable neural networks. *arXiv preprint arXiv:1803.03635*, 2018.
- Elias Frantar and Dan Alistarh. Sparsegpt: Massive language models can be accurately pruned in one-shot. In *International Conference on Machine Learning*, pages 10323–10337. PMLR, 2023.
- Trevor Gale, Erich Elsen, and Sara Hooker. The state of sparsity in deep neural networks. *arXiv preprint arXiv:1902.09574*, 2019.
- Andrey Gromov, Kushal Tirumala, Hassan Shapourian, Paolo Glorioso, and Daniel A Roberts. The unreasonable ineffectiveness of the deeper layers. *arXiv preprint arXiv:2403.17887*, 2024.
- Song Han, Huizi Mao, and William J Dally. Deep compression: Compressing deep neural networks with pruning, trained quantization and huffman coding. *arXiv preprint arXiv:1510.00149*, 2015.
- Song Han, Jeff Pool, John Tran, and William Dally. Learning both weights and connections for efficient neural network. *Advances in neural information processing systems*, 28, 2015.
- Edward J Hu, Yelong Shen, Phillip Wallis, Zeyuan Allen-Zhu, Yuanzhi Li, Shean Wang, Lu Wang, and Weizhu Chen. Lora: Low-rank adaptation of large language models. *arXiv preprint arXiv:2106.09685*, 2021.
- Ajay Jaiswal, Shiwei Liu, Tianlong Chen, Zhangyang Wang, et al. The emergence of essential sparsity in large pre-trained models: The weights that matter. *Advances in Neural Information Processing Systems*, 36, 2024.
- AJAY KUMAR JAISWAL, Zhe Gan, Xianzhi Du, Bowen Zhang, Zhangyang Wang, and Yinfei Yang. Compressing llms: The truth is rarely pure and never simple. In *The Twelfth International Conference on Learning Representations*, 2024.
- Patrick Kolpaczki, Viktor Bengs, Maximilian Muschalik, and Eyke Hüllermeier. Approximating the shapley value without marginal contributions. In *Proceedings of the AAAI Conference on Artificial Intelligence*, volume 38, pages 13246–13255, 2024.
- Eldar Kurtic, Daniel Campos, Tuan Nguyen, Elias Frantar, Mark Kurtz, Benjamin Fineran, Michael Goin, and Dan Alistarh. The optimal bert surgeon: Scalable and accurate second-order pruning for large language models. *arXiv preprint arXiv:2203.07259*, 2022.
- Yann LeCun, John Denker, and Sara Solla. Optimal brain damage. *Advances in neural information processing systems*, 2, 1989.
- Namhoon Lee, Thalaiyasingam Ajanthan, and Philip HS Torr. Snip: Single-shot network pruning based on connection sensitivity. *arXiv preprint arXiv:1810.02340*, 2018.
- Jaeho Lee, Sejun Park, Sangwoo Mo, Sungsoo Ahn, and Jinwoo Shin. Layer-adaptive sparsity for the magnitude-based pruning. *arXiv preprint arXiv:2010.07611*, 2020.
- Je-Yong Lee, Donghyun Lee, Genghan Zhang, Mo Tiwari, and Azalia Mirhoseini. Cats: Contextually-aware thresholding for sparsity in large language models. *arXiv preprint arXiv:2404.08763*, 2024.
- Yuchao Li, Fuli Luo, Chuanqi Tan, Mengdi Wang, Songfang Huang, Shen Li, and Junjie Bai. Parameter-efficient sparsity for large language models fine-tuning. *arXiv preprint arXiv:2205.11005*, 2022.
- Shiwei Liu, Tianlong Chen, Xiaohan Chen, Zahra Atashgahi, Lu Yin, Huanyu Kou, Li Shen, Mykola Pechenizkiy, Zhangyang Wang, and Decebal Constantin Mocanu. Sparse training via boosting pruning plasticity with neuroregeneration. *Advances in Neural Information Processing Systems*, 34:9908–9922, 2021.
- Shiwei Liu, Tianlong Chen, Xiaohan Chen, Li Shen, Decebal Constantin Mocanu, Zhangyang Wang, and Mykola Pechenizkiy. The unreasonable effectiveness of random pruning: Return of the most naive baseline for sparse training. *arXiv preprint arXiv:2202.02643*, 2022.
- Alexandra Sasha Luccioni, Sylvain Viguier, and Anne-Laure Ligozat. Estimating the carbon footprint of bloom, a 176b parameter language model. *Journal of Machine Learning Research*, 24(253):1–15, 2023.
- Xinyin Ma, Gongfan Fang, and Xinchao Wang. Llm-pruner: On the structural pruning of large language models. *Advances in neural information processing systems*, 36:21702–21720, 2023.
- Stephen Merity, Caiming Xiong, James Bradbury, and Richard Socher. Pointer sentinel mixture models. *arXiv preprint arXiv:1609.07843*, 2016.
- Paul Michel, Omer Levy, and Graham Neubig. Are sixteen heads really better than one? *Advances in neural information processing systems*, 32, 2019.
- Todor Mihaylov, Peter Clark, Tushar Khot, and Ashish Sabharwal. Can a suit of armor conduct electricity? a new dataset for open book question answering. *arXiv preprint arXiv:1809.02789*, 2018.
- Decebal Constantin Mocanu, Elena Mocanu, Phuong H Nguyen, Madeleine Gibescu, and Antonio Liotta. A topological insight into restricted boltzmann machines. *Machine Learning*, 104:243–270, 2016.
- Decebal Constantin Mocanu, Elena Mocanu, Peter Stone, Phuong H Nguyen, Madeleine Gibescu, and Antonio Liotta. Scalable training of artificial neural networks with adaptive sparse connectivity inspired by network science. *Nature communications*, 9(1):2383, 2018.



- Dor Muhlgay, Ori Ram, Inbal Magar, Yoav Levine, Nir Ratner, Yonatan Belinkov, Omri Abend, Kevin Leyton-Brown, Amnon Shashua, and Yoav Shoham. Generating benchmarks for factuality evaluation of language models. *arXiv preprint arXiv:2307.06908*, 2023.
- David Patterson, Joseph Gonzalez, Quoc Le, Chen Liang, Lluís-Miquel Munguia, Daniel Rothchild, David So, Maud Texier, and Jeff Dean. Carbon emissions and large neural network training. *arXiv preprint arXiv:2104.10350*, 2021.
- Victor Sanh, Thomas Wolf, and Alexander Rush. Movement pruning: Adaptive sparsity by fine-tuning. *Advances in neural information processing systems*, 33:20378–20389, 2020.
- Lloyd S Shapley. A value for n-person games. *Contribution to the Theory of Games*, 2, 1953.
- Kyuhong Shim, Jungwook Choi, and Wonyong Sung. Understanding the role of self attention for efficient speech recognition. In *International Conference on Learning Representations*, 2022.
- Mingjie Sun, Zhuang Liu, Anna Bair, and J Zico Kolter. A simple and effective pruning approach for large language models. *arXiv preprint arXiv:2306.11695*, 2023.
- Ian Tenney, Patrick Xia, Berlin Chen, Alex Wang, Adam Poliak, R Thomas McCoy, Najoung Kim, Benjamin Van Durme, Samuel R Bowman, Dipanjan Das, et al. What do you learn from context? probing for sentence structure in contextualized word representations. *arXiv preprint arXiv:1905.06316*, 2019.
- I Tenney. Bert rediscovers the classical nlp pipeline. *arXiv preprint arXiv:1905.05950*, 2019.
- Chaoqi Wang, Guodong Zhang, and Roger Grosse. Picking winning tickets before training by preserving gradient flow. *arXiv preprint arXiv:2002.07376*, 2020.
- Mengzhou Xia, Tianyu Gao, Zhiyuan Zeng, and Danqi Chen. Sheared llama: Accelerating language model pre-training via structured pruning. *arXiv preprint arXiv:2310.06694*, 2023.
- Mengzhou Xia, Tianyu Gao, Zhiyuan Zeng, and Danqi Chen. Sheared llama: Accelerating language model pre-training via structured pruning. In *The Twelfth International Conference on Learning Representations*, 2024.
- Lu Yin, You Wu, Zhenyu Zhang, Cheng-Yu Hsieh, Yaqing Wang, Yiling Jia, Gen Li, Ajay Jaiswal, Mykola Pechenizkiy, Yi Liang, et al. Outlier weighed layerwise sparsity (owl): A missing secret sauce for pruning llms to high sparsity. *arXiv preprint arXiv:2310.05175*, 2023.
- Yang Zhang, Yanfei Dong, and Kenji Kawaguchi. Investigating layer importance in large language models. *arXiv preprint arXiv:2409.14381*, 2024.
- Michael Zhu and Suyog Gupta. To prune, or not to prune: exploring the efficacy of pruning for model compression. *arXiv preprint arXiv:1710.01878*, 2017.