

Automatic techniques for issue report classification: A systematic mapping study

Muhammad Laiq and Felix Dobsław

Mid Sweden University, Department of Communication, Quality Management and Information Systems, Campus Östersund, Sweden.

Contributing authors: muhammad.laiq@miun.se, felix.dobslaw@miun.se;

Abstract

Several studies have evaluated automatic techniques for classifying software issue reports to assist practitioners in effectively assigning relevant resources based on the type of issue. Currently, no comprehensive overview of this area has been published. A comprehensive overview will help identify future research directions and provide an extensive collection of potentially relevant existing solutions. This study aims to provide a comprehensive overview of the use of automatic techniques to classify issue reports. We conducted a systematic mapping study and identified 46 studies on the topic.

The study results indicate that the existing literature applies various techniques for classifying issue reports, including traditional machine learning and deep learning-based techniques and more advanced large language models. Furthermore, we observe that these studies (a) lack the involvement of practitioners, (b) do not consider other potentially relevant adoption factors beyond prediction accuracy, such as the explainability, scalability, and generalizability of the techniques, and (c) mainly rely on archival data from open-source repositories only. Therefore, future research should focus on real industrial evaluations, consider other potentially relevant adoption factors, and actively involve practitioners.

Keywords: Bug report classification, Issue report classification, Software maintenance, Systematic mapping study, literature review

1 Introduction

In large-scale software development, a large number of issue reports are submitted by end-users, developers, and testers. Issue reports are submitted during development and post-deployment as part of the maintenance and further development of services/products. In the next step, these reports are assigned to the relevant developers. Developers then use the submitted information to recreate the issue, identify root causes, and fix it. This process can be time-consuming and resource-intensive and can involve back-and-forth discussions among several stakeholders. Moreover, these reports vary significantly in nature. Some reports may be submitted due to misunderstandings, while others might suggest improvements to the documentation or request new features. Some reports describe issues that require a code fix [1]. Consequently, each issue report requires a different action. Thus, practitioners need the ability to identify the type of a newly submitted issue report early in the issue management process to effectively assign the relevant resources.

Manually identifying and classifying issue reports is labor intensive and error-prone [2]. Thus, several automatic techniques (e.g., [3–6]) have been evaluated to assist practitioners in automatically classifying issue reports into relevant categories such as bugs (requiring a code correction) and non-bugs (all other categories, e.g., feature request and question).

Currently, no comprehensive overview of this area has been published. A comprehensive overview will provide an extensive collection of potentially relevant existing solutions and help identify future research directions.

In response, we conducted a systematic mapping study [7] to identify the primary studies on the topic, answering the following overarching research question: ***RQ: Which techniques have been proposed in the literature for classifying issue reports?*** Following a systematic approach, we developed a comprehensive map that covers various aspects, including the study’s proposed technique, evaluation approach, evaluation metrics, and the used issue report features.

The main contributions of this mapping study are as follows.

- A comprehensive overview/map of the existing work on issue report classification with detailed information about the studies.
- Several insights from the existing literature on issue report classification. For instance, BERT-based models, such as RoBERTa, are recognized as state-of-the-art for this task. Furthermore, traditional ML techniques such as logistic regression and SVM can achieve prediction performance comparable to complex deep learning methods and BERT-based models in classifying issue reports.
- Several potential future research directions for issue report classification. For example, the need for evaluations of the proposed techniques in real industrial settings and a careful assessment of the reliability of ground-truth data used for training and evaluating ML models in issue report classification.

This paper is structured as follows. Section 2 describes the background knowledge and related work on the topic. Section 3 describes the search strategy, selection criteria, data extraction, data analysis and classification, and validity threats to this study.

The results are presented in Section 4. Section 5 discusses the overall findings, while Section 6 concludes the paper.

2 Background and related work

Issue management is a costly and complicated process that includes several activities such as reporting, assigning, and resolving issues [8–10]. In large projects, developers, testers, and end-users submit a large number of issue reports [11, 12]. An issue report¹ is an essential software artifact and plays an important role in the debugging and fixing of issues [8]. To assist practitioners in managing the workload of issue reports and streamlining the issue-fixing processes, significant research in software engineering has focused on automated techniques [8] such as issue assignee recommendation [13], bug localization [14], and duplicate issue report detection [15].

Similarly, to assist practitioners in assigning resources effectively to issue reports, several studies have investigated the use of automatic techniques to categorize issue reports, such as into *bugs* (those that require code correction) and *non-bugs* (e.g., feature requests, questions, and documentation) [1–3, 16]. Several automatic techniques have been evaluated in the literature for this task, including traditional ML [4, 11] and deep learning-based techniques [17, 18] and more advanced large language models [6, 19, 20].

While a number of primary studies have been conducted on issue report classification, to the best of our knowledge, no comprehensive overview has been published. Such an overview would help identify future research directions and provide an extensive collection of relevant existing solutions. Köksal and Öztürk [21] reviewed the literature on issue report classification and identified 18 primary studies. However, only 7 of these studies focus on classifying issue reports into bugs and non-bugs. Furthermore, their review is not systematic in nature [22]. In addition, it only reports limited information about primary research, i.e., the techniques used, the number of issue reports, and their sources (i.e., proprietary or open source data). Our review provides (a) a comprehensive/map overview of the area following a systematic approach [7], (b) detailed information on primary research, (c) key lessons learned from the existing work, and (d) future research directions.

Moreover, several reviews related to issue management have been conducted in the literature. For example, Li et al. [12] reviewed the literature on issue report analysis. Zhou et al. [8] reviewed the literature on automatic techniques to manage issue reports and conducted a survey with practitioners to gain their insights. Gomes et al. [23] reviewed the literature on predicting the severity of issue reports. Uddin et al. [24] reviewed the literature on prioritization of issue reports. While these studies relate to our work, they do not answer the research question posed in this study. Therefore, we conducted a systematic mapping study [7] to answer the posed research question.

¹An issue report is also referred to as defect report, trouble report, bug report, failure report, error report, or incident report.

3 Research method

We conducted a systematic mapping study [7] to answer the research questions listed in Table 1. Figure 1 provides an overview of our research approach.

Table 1 Research questions

Research question	Sub-research questions
RQ: Which techniques have been proposed in the literature for classifying issue reports? With this research question, we aim to identify proposed automatic techniques for issue report classification. In the following research questions, we further collect information about the pre-processing techniques, the evaluation approaches and metrics, and other related information, such as the context of the study.	RQ1: Which automatic techniques have been proposed? RQ2: Which features have been used? RQ3: Which pre-processing techniques have been used? RQ4: Which evaluation approaches have been used? RQ5: Which evaluation metrics have been used? RQ6: In which contexts has research been conducted?

3.1 Search strategy

Table 2 shows our search string in selected databases to find relevant literature on automatically classifying issue reports. Our search string focuses on studies that classify issue reports according to the classification criteria as defined by Antoniol et al. [1] and Herzig et al. [2]: (a) those that require code fixes, that is, *bugs*, and (b) *non-bugs*, e.g., documentation, feature requests, and questions.

In addition to searching relevant papers in the selected databases, we complemented our search strategy by manually collecting articles from a venue² that focuses on issue report classification: the Workshop on NL-based Software Engineering co-located with the International Conference on Software Engineering. We collected papers from all the additions of the workshop from 2022 to 2024.

Table 3 shows the number of search results in each database and the number of collected papers from the selected venue. The search was performed on December 7, 2024.

3.2 Study selection and outcome

We selected papers based on title, abstract reading, and full-text reading. We read full-text only when we could not decide whether to include or exclude a paper based on the title and abstract reading. The following inclusion criteria were followed for the study selection:

I1: The paper is peer-reviewed.

I2: The paper is written in English.

²First addition: <https://nlbse2022.github.io/program/>

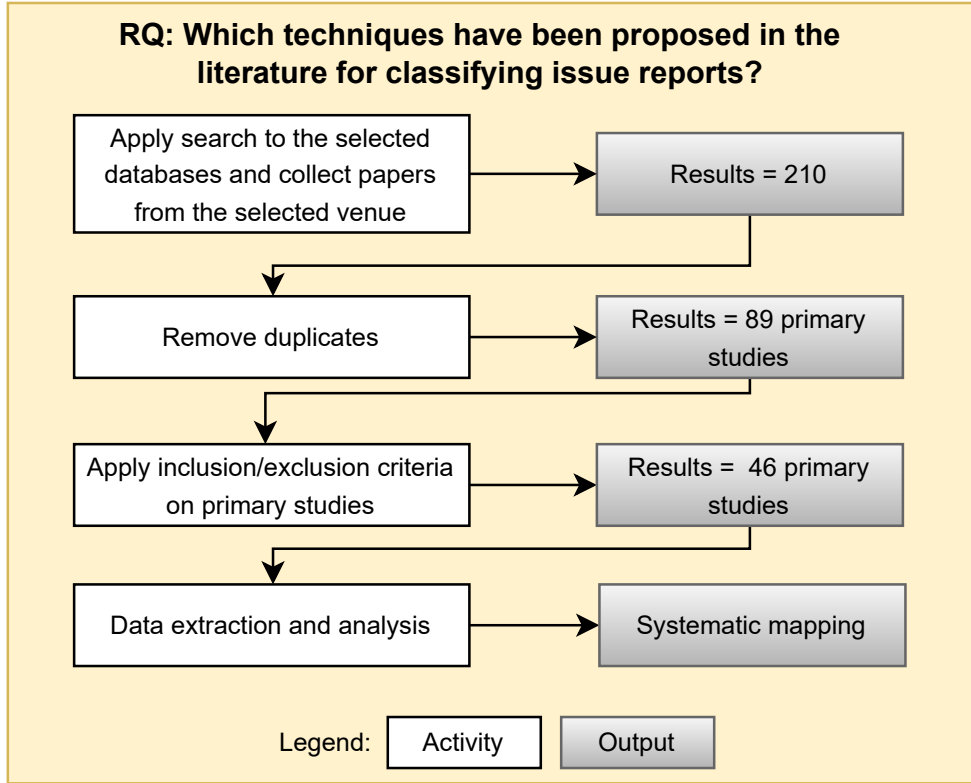


Fig. 1 Overview of our approach

I3: The paper focuses on classifying issue reports according to the classification criteria as defined by Antoniol et al. [1] and Herzig et al. [2]: (a) those that require code fixes, that is bugs. (b) non-bugs, e.g., documentation, feature requests, questions.

Figure 1 shows the number of included and excluded papers at each stage. The first author applied the selection criteria mentioned above to all 89 papers. As a result, 46 papers were selected for data extraction. See an overview in Figure 1.

In total, 43 papers were excluded. The same reviewer, the first author, reconsidered all 43 excluded papers after a gap of 7 weeks from the first iteration of selecting papers to reduce the risk of excluding a relevant paper. In addition, the list of the excluded papers at this stage is made available at <https://tinyurl.com/j92hvesa> for transparency.

3.3 Data extraction

Table 4 shows the data extraction template we used to extract data from the selected primary studies. The first author performed data extraction on all 46 primary studies. The second author checked the data extraction for five randomly selected primary studies. No discrepancies were found between the two authors.

Table 2 Search strings in selected databases

Database/Venue	Search string
Scopus	<i>TITLE-ABS-KEY(((“bug report classification” OR “defect report classification” OR “issue report classification”) OR (“classifying bug report” OR “classifying defect report” OR “classifying issue report”) OR ((predict OR determine OR identify) AND (“valid bug reports” OR “invalid bug reports”))))</i>
Web of Science	Search was performed on title, abstract, and keywords and combined using the OR operator: <i>((“bug report classification” OR “defect report classification” OR “issue report classification”) OR (“classifying bug report” OR “classifying defect report” OR “classifying issue report”) OR ((predict OR determine OR identify) AND (“valid bug reports” OR “invalid bug reports”)))</i>
IEEE Xplore	Full-text search was performed using the command feature of IEEE Xplore: <i>((“bug report classification” OR “defect report classification” OR “issue report classification”) OR (“classifying bug report” OR “classifying defect report” OR “classifying issue report”) OR ((predict OR determine OR identify) AND (“valid bug reports” OR “invalid bug reports”)))</i>
ACM	Search was performed on title, abstract, and keywords and manually combined: <i>((“bug report classification” OR “defect report classification” OR “issue report classification”) OR (“classifying bug report” OR “classifying defect report” OR “classifying issue report”) OR ((predict OR determine OR identify) AND (“valid bug reports” OR “invalid bug reports”)))</i>
Selected venue	Papers were collected from the selected venue on issue report classification from 2022 – 2024, i.e., Workshop on NL-based Software Engineering, co-located with the International Conference on Software Engineering.

Table 3 Search results in the selected databases and venue

Database	Search results
Scopus	97
Web of Science	50
IEEE Xplore	39
ACM	13
Selected venue	11
Total = 210	

3.4 Analysis and classification

The extracted information was tabulated and visualized using graphs. We also categorized the proposed techniques into higher-level categories, such as traditional ML and deep learning techniques and BERT-based large language models. Similarly, we grouped studies based on evaluation approaches, evaluation metrics, and pre-processing techniques.

Table 4 Data extraction template

Item	Description	Mapping to RQs
#1	Meta information, e.g., the title of the paper, publication year, and type of paper, i.e., conference/journal/workshop.	–
#2	Proposed automatic technique, e.g., Logistic regression.	RQ1
#3	Used features with a technique, e.g., title and description of an issue report.	RQ2
#4	Used pre-processing techniques, e.g., Word2vec and Term frequency-inverse document frequency (TF-IDF).	RQ3
#6	Used evaluation approach, e.g., 10-fold cross-validation and test on a fixed test set.	RQ4
#5	Used evaluation metrics, e.g., F1-score and accuracy.	RQ5
#7	Study context: (a) study realism: open-source (OSS), closed-source (CSS), and (b) the source of data, e.g., Github and Bugzilla.	RQ6

3.5 Validity threats

We used the guidelines by Ampatzoglou et al. [25] to consider the potential validity threats to our study and identify mitigation actions. In the following subsections, we discuss some of the validity threats and our mitigation actions.

3.5.1 Study selection validity

A potential threat to this mapping study is the missing of relevant studies on issue report classification. We mitigated this by carefully developing our search string that focuses on identifying relevant studies on issue report classification. In addition, we have used two indexing (i.e., Scopus and Web of Science) and two publisher-specific databases (i.e., IEEE Xplore and ACM) without restricting our search to papers from specific years to have sufficient coverage. These databases sufficiently cover the software engineering literature [22, 26]. Moreover, we also complemented our search strategy by manually identifying relevant studies from a relevant venue dedicated to the topic (see details in Section 3.1).

Another threat to this review is bias during the paper selection process. We mitigated this risk by ensuring that every excluded paper was reconsidered after a 7-week gap by the same reviewer. A similar approach (i.e., test-retest) has been applied and recommended when a single reviewer conducts steps of systematic reviews or mapping studies [27, 28].

3.5.2 Data validity

Another potential threat to this study is bias in the data extraction and analysis of primary studies. Two reviewers were involved in the data extraction and analysis process to mitigate this threat. The first author performed data extraction on all 46 studies. To increase confidence in data extraction, the second author reviewed a randomly selected subset of five primary studies to verify the correctness of the extracted data. No discrepancies were found between the two authors.

A limitation of this study is that we did not conduct a quality assessment of the included primary studies. This is not a major threat to the results of this mapping, where we show what techniques have been used for issue report classification. However, any synthesis of evidence to ascertain what works, how, when, and for whom [29] would require consideration of the context and the strength of the evidence.

3.5.3 Research validity

The research method chosen for this study is a systematic mapping study based on our aim, i.e., to structure and provide an overview of existing work on issue report classification. Before conducting this review, we developed a review protocol following the systematic mapping guidelines [7, 26]. More than one researcher was involved in the design and execution of the study, and the protocol was iteratively improved before the final execution of the review process.

The data collected in the process of this study has been made available for transparency and replication (including the list of primary studies, the list of papers excluded from the review after full-text reading, and a complete map in the form of a spreadsheet that readers can use to navigate the literature map).

4 Results and analysis

This study provides a comprehensive map of various automatic techniques for issue report classification. The complete map, too large to reproduce here, including meta-data and other contextual information, can be found at <https://tinyurl.com/wdkdxj65>; a simplified version can be found in Appendix A. Table 12 shows an excerpt of the simplified mapping of the automatic techniques for the classification of issue reports developed in this study.

In the following subsections, we first describe the characteristics of the selected primary studies and then present the results of our research questions RQ1–RQ6 stated in Table 1.

Characteristics of the analyzed primary studies: Figure 2 shows the yearly distribution between 2011 and 2024 of primary studies on issue report classification. These studies are published in leading software engineering venues, including the Empirical Software Engineering Journal, the International Conference on Software Engineering, and the Journal of Systems and Software.

As shown in Figure 2, 16 (34.8%) of the studies belonged to workshops, 15 (32.6%) of the studies belonged to conferences, and another 15 (32.4%) of the studies belonged to journals.

RQ1: Which automatic techniques have been proposed?

Table 5 and Figure 3 provide an overview of the proposed automatic techniques in the literature for issue report classification.

Traditional ML techniques are predominant, with logistic regression at the top used in 11 studies, followed by random forest and SVM used in 10 studies each. Naive Bayes has been used in 8 studies, while decision trees have been used in 5 studies. Stochastic

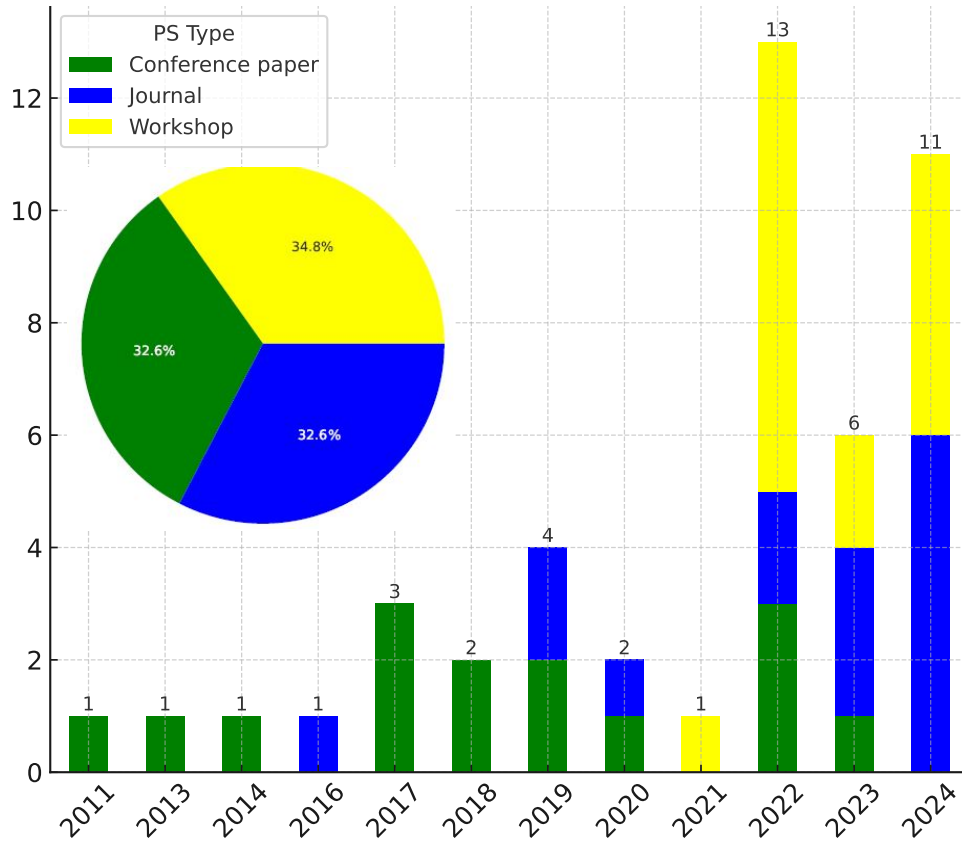


Fig. 2 Yearly distribution of primary studies grouped by their publication venue type

gradient boosting and XGBoost have been used in 3 and 2 studies, respectively. All other traditional ML techniques have been used in a single study.

Deep learning techniques have also been used in several studies, with convolutional neural networks used in 6 studies and long short-term memory networks in 4 studies.

Transformer-based models, particularly BERT and its variants, are becoming increasingly popular, used in 7 studies, followed by RoBERTa, which has been used in 5 studies, along with other specialized adaptations like seBERT and DistillBERT.

Few-shot and zero-shot learning approaches are emerging trends, with five studies evaluating them for issue report classification. The text-to-text transfer transformer (T5) model has been evaluated in a single study.

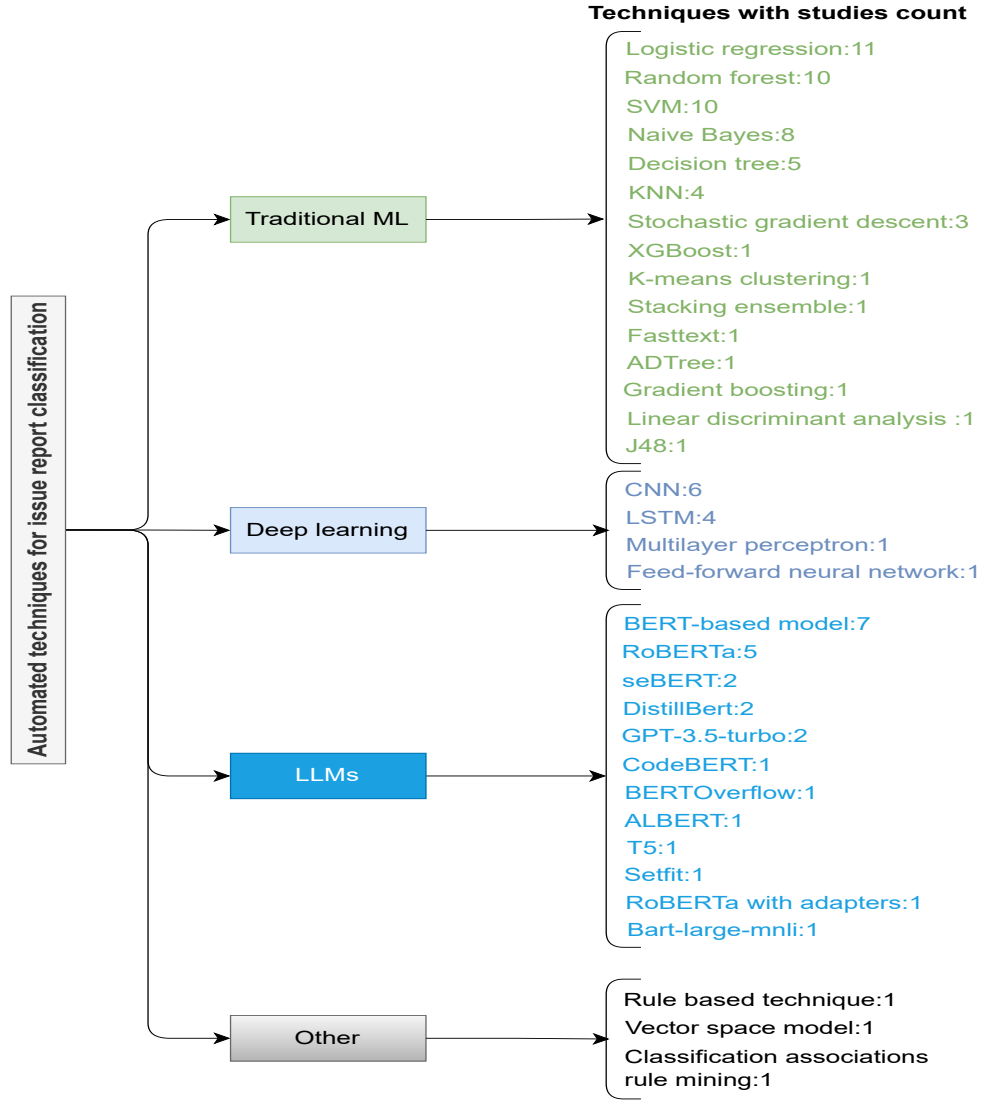


Fig. 3 Categorization of automatic techniques for issue report classification

Table 5: Automatic techniques proposed in the literature for classifying issue reports

Category	Technique	Relevant studies	Count
Traditional ML	Logistic regression	PS6, PS10, PS13, PS20, PS24, PS26, PS30, PS32, PS41, PS42, PS44	11

Category (continued)	Technique (continued)	Relevant studies (continued)	Count (continued)
	Random forest	PS2, PS6, PS9, PS10, PS13, PS16, PS32, PS41, PS42, PS44	10
	Support vector machine (SVM)	PS2, PS6, PS9, PS10, PS15, PS16, PS26, PS32, PS32, PS42	10
	Naive Bayes	PS6, PS9, PS10, PS20, PS24, PS30, PS41, PS42, PS44	9
	Decision tree	PS10, PS20, PS26, PS30, PS41	5
	K-nearest neighbors (KNN)	PS5, PS10, PS26, PS38	4
	Stochastic gradient descent (SGD)	PS6, PS7, PS41	3
	XGBoost	PS32, PS44	2
	K-means clustering	PS2	1
	Stacking ensemble	PS6	1
	Fasttext	PS22	1
	ADTree	PS24	1
	Gradient boosting	PS41	1
	Linear discriminant analysis	PS41	1
	J48	PS44	1
Deep learning	Convolutional neural network (CNN)	PS4, PS21, PS25, PS32, PS33, PS37	6
	Long short-term memory (LSTM)	PS19, PS21, PS37, PS39	4
	Multilayer perceptron	PS6	1
	Feed-forward neural network	PS36	1
BERT-based models	BERT-based model	PS3, PS12, PS18, PS31, PS32, PS34, PS43	7
	RoBERTa	PS3, PS11, PS17, PS34, PS46	5
	seBERT	PS3, PS45	2
	DistillBert	PS27, PS32	2
	CodeBERT	PS3	1
	BERTOverflow	PS3	1
	ALBERT	PS34	1
T5	Text-to-text transfer transformer	PS40	1
Few shot learning	Setfit	PS29, PS35	2
	GPT-3.5-turbo	PS8	1

Category (continued)	Technique (continued)	Relevant studies (continued)	Count (continued)
	RoBERTa with adapters	PS28	1
Zero shot learning	Bart-large-mnli	PS27	1
	GPT3.5-turbo	PS35	1
Other	Rule based technique	PS1	1
	Vector space model	PS14	1
	Classification associations rule mining	PS23	1

RQ2: Which features have been used?

Table 6 shows a summary of the features used in the literature for issue report classification. As shown in the table, the description/body and title/heading of the issue reports, are the most used features in the literature, used in 38 and 32 studies, respectively. Other notable features include priority (6 studies), severity (6 studies), summary (4 studies), and component (4 studies), each appearing in 4 to 6 studies. Features related to submitter experience, collaboration networks, and comments on issue reports were utilized in 3 studies. All other features were used in 1 to 2 studies.

Table 6: Features used with techniques for issue report classification

Feature	Relevant studies	Count
Description/Body	PS1, PS3, PS6, PS7, PS8, PS9, PS10, PS11, PS12, PS13, PS14, PS16, PS17, PS18, PS19, PS20, PS21, PS22, PS23, PS25, PS26, PS27, PS28, PS29, PS30, PS31, PS32, PS34, PS35, PS36, PS37, PS39, PS40, PS41, PS42, PS43, PS45, PS46	38
Title/Heading	PS1, PS3, PS6, PS7, PS8, PS9, PS11, PS12, PS13, PS16, PS17, PS18, PS19, PS20, PS21, PS22, PS23, PS26, PS28, PS29, PS31, PS32, PS34, PS35, PS36, PS37, PS39, PS40, PS42, PS43, PS45, PS46	32
Priority	PS5, PS24, PS26, PS32, PS38, PS44	6
Summary	PS2, PS5, PS24, PS25, PS38, PS41	6
Severity	PS5, PS24, PS38, PS44	4
Component	PS5, PS24, PS38, PS44	4
Submitter	PS5, PS18, PS24	3
Comments	PS16, PS20, PS36	3
Submitter experience, e.g., total submitted issue reports	PS16, PS26, PS32	3
Reproducibility	PS5, PS24	2

Feature (continued)	Relevant studies (continued)	Count (continued)
Features based on collaboration graphs of issue submitters, e.g., the clusters of highly connected people	PS15, PS16	2
Text completeness	PS16, PS32	2
Text readability	PS16, PS44	2
Assignee	PS5, PS24	2
Operating system	PS5, PS24	2
Code	PS4, PS33	2
Image	PS4, PS33	2
Metadata-based features, e.g., app rating and category	PS27	1
Issue-author association	PS34	1
Text sentiment	PS44	1
User manual	PS21	1

RQ3: Which pre-processing techniques have been used?

Table 7 presents the reported pre-processing techniques employed for issue report classification across various studies. The table indicates that TF-IDF is the most commonly used approach, appearing in 13 studies. Modern transformer-based methods, like BERT-based and RoBERTa-based tokenizers, have been used in 7 and 4 studies, respectively. The Skip-gram model has also been used in 7 studies. The sentence-transformers model (All-mpnet-base-v2) was used in 2 studies. Two studies also selected textual features manually. All other pre-processing techniques were used in a single study.

RQ4: Which evaluation approaches have been used?

Table 8 presents the evaluation approaches used in the reviewed studies for classifying issue reports. The most common strategy observed is testing on a fixed set, utilized in 27 studies. Cross-validation techniques also feature prominently, with 10-fold cross-validation appearing in 8 studies and 5-fold cross-validation in 5 studies. Additionally, hybrid approaches, such as time split (sorting issue reports data chronologically before splitting data into train and test sets) with 10-fold cross-validation and time split with testing on a fixed set, were used in 3 and 2 studies, respectively. Stratified 10-fold cross-validation was used in a single study.

RQ5: Which evaluation metrics have been used?

Table 9 summarizes the evaluation metrics used in the literature for classifying issue reports. F1-score is the most widely used metric overall, appearing in 40 studies, followed by precision and recall, each used in 35 studies. Micro F1-score has been used

Table 7 Pre-processing techniques used for issue report classification

Pre-processing technique	Relevant studies	Count
TF-IDF	PS1, PS2, PS5, PS6, PS7, PS10, PS13, PS14, PS16, PS26, PS30, PS38, PS42	13
BERT-based tokenizer	PS3, PS12, PS18, PS27, PS31, PS43, PS45	7
Skip-gram model	PS19, PS21, PS22, PS25, PS32, PS39, PS41	7
RoBERTa-based tokenizer	PS11, PS17, PS28, PS46	4
Embedding layer	PS4, PS21, PS33	3
Manuall selection of textual features	PS9, PS23	2
All-mpnet-base-v2	PS29, PS35	2
AutoTokenizer from transformers	PS34	1
Text-embedding-ada-002	PS36	1
T5-based tokenizer	PS40	1
GPT-based tokenizer	PS8	1
LDA	PS20	1
GloVe	PS21	1

Table 8 Evaluation approaches used for issue report classification

Evaluation strategy	Relevant studies	Count
Test on a fixed set	PS1, PS2, PS3, PS4, PS5, PS7, PS8, PS11, PS12, PS13, PS15, PS17, PS18, PS23, PS28, PS29, PS30, PS31, PS33, PS33, PS35, PS38, PS40, PS41, PS43, PS45, PS46	27
10-fold CV	PS13, PS20, PS22, PS24, PS37, PS39, PS42, PS44	8
5-fold CV	PS9, PS21, PS27, PS10, PS36	5
Time split with 10-fold CV	PS16, PS26, PS32	3
Time split with test on a fixed set	PS19, PS25	2
Stratified 10-fold CV	PS6	1

in 13 studies, and micro recall and micro precision in 11 studies each. Accuracy has been used in 8 studies. AUC and MCC are less common, reported in 6 and 5 studies, respectively. G-measure is the least used, appearing in only 2 studies.

RQ6: In which contexts has research been conducted?

Tables 10 and 11 provide an overview of the context in which studies on issue classification were conducted. It highlights that most studies, 42, were based on OSS projects, while only a few, 3, were conducted in CSS contexts. The involvement of practitioners in these studies was minimal, with 42 studies reporting no participation from practitioners, and only four studies included them.

Table 9 Evaluation metrics used for issue report classification

Evaluation metrics	Relevant studies	Count
F1-score	PS2, PS4, PS5, PS6, PS7, PS8, PS10, PS11, PS12, PS13, PS15, PS16, PS17, PS18, PS19, PS20, PS21, PS22, PS24, PS25, PS26, PS27, PS28, PS29, PS30, PS31, PS32, PS33, PS34, PS35, PS36, PS37, PS39, PS40, PS41, PS42, PS43, PS44, PS45, PS46	40
Precision	PS1, PS2, PS4, PS5, PS7, PS8, PS11, PS12, PS14, PS15, PS16, PS17, PS18, PS19, PS21, PS22, PS24, PS25, PS26, PS27, PS28, PS29, PS30, PS31, PS32, PS33, PS34, PS35, PS36, PS40, PS42, PS43, PS44, PS45, PS46	35
Recall	PS1, PS2, PS4, PS5, PS7, PS8, PS11, PS12, PS14, PS15, PS16, PS17, PS18, PS19, PS21, PS22, PS24, PS25, PS26, PS27, PS28, PS29, PS30, PS31, PS32, PS33, PS34, PS35, PS36, PS40, PS42, PS43, PS44, PS45, PS46	35
Micro average F1-score	PS3, PS7, PS8, PS12, PS17, PS28, PS29, PS31, PS34, PS35, PS40, PS45, PS46	13
Micro average recall	PS7, PS8, PS12, PS17, PS28, PS29, PS31, PS34, PS40, PS45, PS46	11
Micro average precision	PS7, PS8, PS12, PS17, PS28, PS29, PS31, PS34, PS40, PS45, PS46	11
Accuracy	PS6, PS9, PS14, PS23, PS32, PS36, PS38, PS41	8
AUC	PS16, PS25, PS26, PS32, PS37, PS39	6
MCC	PS6, PS26, PS32, PS37, PS39	5
G-measure	PS37, PS39	2

Additionally, 41 studies did not consider important adoption factors for ML techniques beyond prediction accuracy, such as explainability, generalizability, maintainability, and scalability [30, 31]. Only five studies considered these adoption factors for ML techniques, and among those, three focused solely on explainability, which was approached in a limited manner and lacked evaluation. Only two studies thoroughly investigated the adoption factors for ML techniques [30, 31].

Table 10 Context of studies

Study realism	Practitioners involved	Adoption factors considered
OSS: 42	No: 42	No: 41
CSS: 3	Yes: 4	Yes: 2
Only explainability, limited, no evaluation: 3		

Table 11 Data Sources and relevant Studies

Dataset source	Relevant studies	Count
GitHub	PS3, PS4, PS6, PS7, PS8, PS9, PS11, PS12, PS17, PS18, PS21, PS22, PS28, PS29, PS30, PS31, PS33, PS34, PS35, PS36, PS40, PS42, PS45, PS46	26
Bugzilla	PS1, PS2, PS5, PS6, PS9, PS15, PS16, PS19, PS23, PS25, PS37, PS38, PS39, PS41, PS43, PS44	17
Jira	PS2, PS6, PS13, PS19, PS20, PS23, PS37, PS39	8
CSS data	PS10, PS26, PS32	3
Mantis, Redhat Bugzilla	PS24	1
Twitter, Other forum posts	PS27	1

5 Discussion

In the following subsections, we discuss (a) key lessons learned from this mapping study on issue report classification and (b) potential areas for future research.

5.1 Prediction accuracy of automatic techniques for issue report classification

The results of this mapping study show that the existing literature on issue report classification has evaluated various automatic techniques, including traditional ML and deep learning-based techniques, as well as more advanced large language models. Among these techniques, BERT-based models and their variants have demonstrated the highest performance [PS32, PS34, PS46]. In particular, RoBERTa has emerged as the state-of-the-art model within the BERT family, as reported by Izadi [PS46]. They evaluated RoBERTa using more than 1 million issue reports from GitHub projects [32] and found that it can classify these issue reports with a micro-average F1 score of 0.89 [PS7, PS46].

Furthermore, the findings from the literature indicate that traditional ML techniques such as logistic regression, SGD-based classifier, and SVM can achieve performance comparable to those complex deep learning techniques and BERT-based models [PS7, PS16, PS32]. For example, Laiq [PS7] trained an SGD-based classifier on more than 1 million issue reports from GitHub projects [32] and found that it can classify issue reports with a micro-average F1 score of 0.85.

Lessons learned:

1. BERT-based models (e.g., RoBERTa) are state-of-the-art models for issue report classification [PS32, PS34, PS46].
2. Traditional ML techniques, such as logistic regression, SGD-based classifier, and SVM, can achieve prediction performance comparable to complex deep learning techniques and BERT-based models for the classification of issues report [PS7, PS16, PS32].

Table 12 An excerpt of the mapping of automatic techniques for issue report classification. Precision (P), Recall (R), F-score (F1), Accuracy (Acc), Micro Average (Avg), Test on a fixed set (TFS), and 10-fold CV (10FCV)

PS	Technique	Data source	Features	Pre-processing technique	Evaluation strategy	Evaluation metrics
PS1	Rule-based technique	Bugzilla	Title, description	TF-IDF	TFS	P, R
PS2	Random forest, SVM, K-means clustering	Bugzilla, Jira	Summary	TF, TF-IDF, TF-IGM	TFS	R, P, F1
PS3	BERT-based model, RoBERTa, CodeBERT, BERTOverflow, seBERT	GitHub	Title, description	BERT-based tokenizer	TFS	Micro F1
PS4	CNN	GitHub	Image, code,	Embedding layer	TFS	P, R, F1
PS6	Stacking ensemble, Random forest, SVM, Logistic regression, Multi-layer perceptron, SGD, Multinomial Naive Bayes, Naive Bayes	GitHub, Bugzilla, Jira	Title, description	TF-IDF	Stratified 10FCV	Acc, MCC, F1
PS7	SGD	GitHub	Title, body	TF-IDF	TFS	P, R, F1, Avg P, Avg R, Avg F1
PS8	GPT-3.5-turbo base model	GitHub	Title, body	GPT-based tokenizer	TFS	P, R, F1, Avg P, Avg R, Avg F1
PS9	Random tree, SVM, Naive Bayes	GitHub, Bugzilla	Title, description	Manual selection of textual features	5-fold CV	Acc
PS10	Naive Bayes, SVM, KNN, Logistic regression, Decision tree, Random forest	CSS data	Description	TF-IDF	N-fold CV	F1
PS11	RoBERTa	GitHub	Title, body	RoBERTa-based tokenizer	TFS	P, R, F1
PS12	BERT-based model	GitHub	Title, body	BERT-based tokenizer	TFS	P, R, F1, Avg P, Avg R, Avg F1

5.2 Lack of consideration of potentially relevant adoption factors

We observe that in the existing literature on issue report classification, there is generally a lack of consideration of other potentially relevant adoption factors beyond prediction accuracy. Other factors of concern for practical adoption are, for example, maintenance cost, scalability, explainability, and adaptability [30, 31]. These factors do not always complement each other and may require a trade-off. For example, while one technique may be *more accurate* than another, it may score lower in terms of *explainability*.

Approximately 89% of the studies (41 out of 46) evaluated the proposed techniques solely based on prediction accuracy. Only five studies took into account the factors beyond prediction accuracy that may influence the adoption of these techniques in practice. Among those, three focused exclusively on explainability; however, their approach was limited and lacked real evaluation. Only two studies [PS26, PS32] thoroughly studied the adoption factors for ML techniques. These two studies emphasize that practitioners view these factors as important when deciding whether to adopt an ML technique in their practices. These findings also align with the existing literature that investigates factors influencing the adoption of ML techniques in practice [30, 31].

Lesson learned and call for future work:

In the existing literature on issue report classification, there is generally a lack of consideration of potentially relevant other adoption factors beyond prediction accuracy. Therefore, future research should: a) take these factors into account when investigating issue report classification within a specific context and b) investigate how factors such as explainability, scalability, and generalizability, beyond just prediction accuracy, affect the practical adoption of ML techniques for automatic issue report classification.

5.3 Lack of industrial validations and involvement of practitioners

We observe that existing research on issue report classification primarily uses archival data from open-source repositories. Approximately 93% (43/46) of the studies used archival data. In contrast, only a small number, 3 out of 46, have used proprietary or industrial data. It is important to evaluate these techniques in real industrial settings to assess their performance, generalizability in other contexts, and practical applicability.

Furthermore, the involvement of practitioners in these studies is notably scarce. Approximately 91% (42/46) of the studies did not involve practitioners. The involvement of practitioners is essential for gathering feedback on the proposed solutions regarding their practical relevance and applicability.

Lesson learned and call for future work:

In the existing literature on issue report classification, in general, there is a lack of industrial validations and involvement of practitioners. Therefore, future work should consider the involvement of practitioners and the evaluation of these techniques in real industrial settings.

5.4 Need to use robust evaluation metrics and approaches

The data from the issue reports is often unbalanced. Therefore, it is important to use evaluation metrics that are robust to data imbalance, such as AUC and MCC, when assessing automatic techniques. However, we have observed a lack of these metrics in the literature. Only 6 of 46 studies have used AUC and only 5 of 46 have used MCC.

Similarly, we observe that robust evaluation approaches, such as ten-fold cross-validation, are lacking in the reviewed studies. The majority (29 out of 46) rely solely on a fixed test set for performance evaluation. In contrast, only 17 studies employ cross-validation techniques, which are generally considered more reliable to assess the performance of ML techniques.

Lesson learned and call for future work:

In the existing literature on issue report classification, there is a lack of the use of robust evaluation metrics and approaches. Thus, future work on issue report classification should consider using more robust evaluation metrics and evaluation approaches such as AUC, MCC, and 10-fold CV.

5.5 Reliability of ground truth used for issue report classification

An important but often overlooked issue in software engineering research is the reliability of ground truth (training data) used to train ML models [33]. This concern is equally relevant for automatic techniques used for issue report classification. Accurate labeling of issue reports, such as identifying them as bugs, features, questions, or documentation tasks, is essential for both training and evaluating ML models. Several studies [2, 34, 35] have reported that these labels can be noisy, inconsistent, or incorrect. Herzig et al. [2] manually reviewed more than 7k issue reports and reported that approximately 33.8% of the reports labeled as bugs were actually misclassified, including features, improvements, and documentation tasks. Similarly, Colvito et al. [36] conducted an error analysis of the issue reports data [32] and reported the presence of noisy labels. ML models trained on such data will produce biased results and can lead to suboptimal decisions in practice.

To address the above-mentioned issue, Colavito et al. [36] constructed a new small data set by manually reviewing issue reports involving multiple reviewers. In the next step, they evaluated a few-shot learning-based framework, SETFIT, on the small data set and reported that it could improve performance compared to the models trained on noisy labels. These findings emphasize the effectiveness of incorporating small, high-quality labeled datasets to overcome labeling inconsistencies. Despite the proven

impact of noisy ground truth on model accuracy and validity, very few studies explicitly address the quality of issue reports classification data in the current literature.

Lessons learned and call for future work:

1. Issue report classification data (ground truth) can be noisy. Therefore, future work on issue report classification should carefully consider the reliability of the data for training and evaluating ML models.
2. Few-shot learning-based approaches (e.g., SetFIT) can help tackle the reliability issue of ground truth data, i.e., they can effectively classify issue reports using relatively small manually created reliable data sets.

6 Conclusion

In this study, we provide a comprehensive map of the automatic techniques for issue report classification. Our results indicate that the existing literature applies various automatic techniques for issue report classification, including traditional ML and deep learning-based techniques and more advanced large language models. As reported in the literature, BERT-based models (e.g., RoBERTa) are state-of-the-art models for issue report classification. In addition, traditional ML techniques, such as logistic regression, SGD-based classifier, and SVM, can achieve prediction performance comparable to complex deep learning techniques and BERT-based models for the classification of issue reports.

We found that these studies lack the involvement of practitioners and do not consider other potentially relevant adoption factors beyond prediction accuracy, such as the explainability, scalability, and generalizability of the techniques. The literature mainly uses archival data from open-source repositories. Therefore, future research should focus on real industrial settings, consider other potentially relevant adoption factors, and actively involve practitioners. In addition, it is essential for both researchers and practitioners to consider the lessons learned from the existing literature presented in this study when investigating the task of issue report classification within a specific context.

Statements and declarations

Conflict of interest

The authors declared that they have no conflict of interest.

Data availability

The data pertaining to this study can be found at (1) <https://tinyurl.com/wdkdxj65> and (2) <https://tinyurl.com/j92hvesa>.

References

- [1] Antoniol, G., Ayari, K., Di Penta, M., Khomh, F., Guéhéneuc, Y.-G.: Is it a bug or an enhancement? a text-based approach to classify change requests. In: *Proceedings of the 2008 Conference of the Center for Advanced Studies on Collaborative Research: Meeting of Minds*, pp. 304–318 (2008)
- [2] Herzig, K., Just, S., Zeller, A.: It’s not a bug, it’s a feature: how misclassification impacts bug prediction. In: *2013 35th International Conference on Software Engineering (ICSE)*, pp. 392–401 (2013). IEEE
- [3] Zanetti, M.S., Scholtes, I., Tessone, C.J., Schweitzer, F.: Categorizing bugs with social networks: a case study on four open source software communities. In: *2013 35th International Conference on Software Engineering (ICSE)*, pp. 1032–1041 (2013). IEEE
- [4] Laiq, M., Ali, N.b., Böstler, J., Engström, E.: Early identification of invalid bug reports in industrial settings—a case study. In: *International Conference on Product-Focused Software Process Improvement*, pp. 497–507 (2022). Springer
- [5] Cho, H., Lee, S., Kang, S.: Classifying issue reports according to feature descriptions in a user manual based on a deep learning model. *Information and Software Technology* **142**, 106743 (2022)
- [6] Siddiq, M.L., Santos, J.C.: Bert-based github issue report classification. In: *Proceedings of the 1st International Workshop on Natural Language-based Software Engineering*, pp. 33–36 (2022)
- [7] Petersen, K., Feldt, R., Mujtaba, S., Mattsson, M.: Systematic mapping studies in software engineering. In: *International Conference on Evaluation and Assessment in Software Engineering*, pp. 1–10 (2008)
- [8] Zou, W., Lo, D., Chen, Z., Xia, X., Feng, Y., Xu, B.: How practitioners perceive automated bug report management techniques. *IEEE Transactions on Software Engineering* **46**(8), 836–862 (2018)
- [9] Parnin, C., Orso, A.: Are automated debugging techniques actually helping programmers? In: *Proceedings of the 2011 International Symposium on Software Testing and Analysis*, pp. 199–209 (2011)
- [10] Laiq, M., Ali, N., Böstler, J., Engström, E.: A data-driven approach for understanding invalid bug reports: An industrial case study. *Information and Software Technology* **164**, 107305 (2023)
- [11] Fan, Y., Xia, X., Lo, D., Hassan, A.E.: Chaff from the wheat: Characterizing and determining valid bug reports. *IEEE transactions on software engineering* **46**(5), 495–525 (2018)

- [12] Zhang, J., Wang, X., Hao, D., Xie, B., Zhang, L., Mei, H.: A survey on bug-report analysis. *Sci. China Inf. Sci.* **58**(2), 1–24 (2015)
- [13] Borg, M., Jonsson, L., Engström, E., Bartalos, B., Szabó, A.: Adopting automated bug assignment in practice—a longitudinal case study at ericsson. *Empirical Software Engineering* **29**(5), 126 (2024)
- [14] Kim, D., Tao, Y., Kim, S., Zeller, A.: Where should we fix this bug? a two-phase recommendation model. *IEEE transactions on software Engineering* **39**(11), 1597–1610 (2013)
- [15] Zhang, T., Han, D., Vinayakarao, V., Irsan, I.C., Xu, B., Thung, F., Lo, D., Jiang, L.: Duplicate bug report detection: How far are we? *ACM Transactions on Software Engineering and Methodology* **32**(4), 1–32 (2023)
- [16] Colavito, G., Lanubile, F., Novielli, N., Quaranta, L.: Large language models for issue report classification (2024)
- [17] He, J., Xu, L., Fan, Y., Xu, Z., Yan, M., Lei, Y.: Deep learning based valid bug reports determination and explanation. In: 2020 IEEE 31st International Symposium on Software Reliability Engineering (ISSRE), pp. 184–194 (2020). IEEE
- [18] Kwak, C., Jung, P., Lee, S.: A multimodal deep learning model using text, image, and code data for improving issue classification tasks. *Applied Sciences* **13**(16), 9456 (2023)
- [19] Heo, J., Kwon, G., Kwak, C., Lee, S.: A comparison of pretrained models for classifying issue reports. *IEEE Access* (2024)
- [20] Laiq, M., Ali, N.b., Börstler, J., Engström, E.: Industrial adoption of machine learning techniques for early identification of invalid bug reports. *Empirical Software Engineering* **29**(5), 130 (2024)
- [21] Köksal, Ö., Öztürk, C.E.: A survey on machine learning-based automated software bug report classification. In: 2022 International Symposium on Multi-disciplinary Studies and Innovative Technologies (ISMSIT), pp. 635–640 (2022). IEEE
- [22] Kitchenham, B.A., Budgen, D., Brereton, P.: Evidence-based Software Engineering and Systematic Reviews. CRC press, ??? (2016)
- [23] Gomes, L.A.F., Silva Torres, R., Côrtes, M.L.: Bug report severity level prediction in open source software: A survey and research opportunities. *Information and software technology* **115**, 58–78 (2019)
- [24] Uddin, J., Ghazali, R., Deris, M.M., Naseem, R., Shah, H.: A survey on bug

- prioritization. *Artificial Intelligence Review* **47**, 145–180 (2017)
- [25] Ampatzoglou, A., Bibi, S., Avgeriou, P., Verbeek, M., Chatzigeorgiou, A.: Identifying, categorizing and mitigating threats to validity in software engineering secondary studies. *Information and Software Technology* **106**, 201–230 (2019) <https://doi.org/10.1016/j.infsof.2018.10.006>
 - [26] Usman, M., Ali, N.B., Wohlin, C.: A quality assessment instrument for systematic literature reviews in software engineering. *e-Informatica Software Engineering Journal* **17**(1), 230105 (2023) <https://doi.org/10.37190/E-INF230105>
 - [27] Kitchenham, B.: What’s up with software metrics?—a preliminary mapping study. *Journal of systems and software* **83**(1), 37–51 (2010)
 - [28] Petersen, K.: Measuring and predicting software productivity: A systematic map and review. *Information and Software Technology* **53**(4), 317–343 (2011)
 - [29] Ali, N.B.: Is effectiveness sufficient to choose an intervention?: Considering resource use in empirical software engineering. In: *International Symposium on Empirical Software Engineering and Measurement*, pp. 54–1546. ACM, ??? (2016). <https://doi.org/10.1145/2961111.2962631> . <https://doi.org/10.1145/2961111.2962631>
 - [30] Rana, R., Staron, M., Hansson, J., Nilsson, M., Meding, W.: A framework for adoption of machine learning in industry for software defect prediction. In: *Proceedings of the 9th International Conference on Software Engineering and Applications*, pp. 383–392 (2014)
 - [31] Paleyes, A., Urma, R.-G., Lawrence, N.D.: Challenges in deploying machine learning: A survey of case studies. *ACM Computing Surveys* **55**(6), 1–29 (2022)
 - [32] Kallis, R., Izadi, M., Pascarella, L., Chaparro, O., Rani, P.: The nlbse’23 tool competition. In: *Proceedings of The 2nd International Workshop on Natural Language-based Software Engineering (NLBSE’23)* (2023)
 - [33] Tüzün, E., Erdogmus, H., Baldassarre, M.T., Felderer, M., Feldt, R., Turhan, B.: Ground-truth deficiencies in software engineering: when codifying the past can be counterproductive. *IEEE Software* **39**(3), 85–95 (2021)
 - [34] Wu, X., Zheng, W., Xia, X., Lo, D.: Data quality matters: A case study on data label correctness for security bug report prediction. *IEEE Transactions on Software Engineering* **48**(7), 2541–2556 (2021)
 - [35] Colavito, G., Lanubile, F., Novielli, N.: Few-shot learning for issue report classification. In: *2023 IEEE/ACM 2nd International Workshop on Natural Language-Based Software Engineering (NLBSE)*, pp. 16–19 (2023). IEEE

- [36] Colavito, G., Lanubile, F., Novielli, N.: Issue report classification using pre-trained language models. In: Proceedings of the 1st International Workshop on Natural Language-based Software Engineering, pp. 29–32 (2022)
- [37] Zhang, T., Lee, B.: A bug rule based technique with feedback for classifying bug reports. In: 2011 IEEE 11th International Conference on Computer and Information Technology, pp. 336–343 (2011). IEEE
- [38] Polpinij, J., Kaenampornpan, M., Luaphol, B.: A comparative study of short text classification methods for bug report type identification. In: 2022 Research, Invention, and Innovation Congress: Innovative Electricals and Electronics (RI2C), pp. 27–33 (2022). IEEE
- [39] Kukkar, A., Mohana, R.: A supervised bug report classification with incorporate and textual field knowledge. *Procedia computer science* **132**, 352–361 (2018)
- [40] Alraddadi, R., Alshayeb, M.: An empirical evaluation of stacked generalization models for binary bug report classification. *Innovations in Systems and Software Engineering*, 1–16 (2024)
- [41] Laiq, M.: An intelligent tool for classifying issue reports. In: 2023 IEEE/ACM 2nd International Workshop on Natural Language-Based Software Engineering (NLBSE), pp. 13–15 (2023). IEEE
- [42] Aracena, G., Luster, K., Santos, F., Steinmacher, I., Gerosa, M.A.: Applying large language models to issue classification. In: Proceedings of the Third ACM/IEEE International Workshop on NL-based Software Engineering, pp. 57–60 (2024)
- [43] Otoom, A.F., Al-jdaeh, S., Hammad, M.: Automated classification of software bug reports. In: Proceedings of the 9th International Conference on Information Communication and Management, pp. 17–21 (2019)
- [44] Köksal, Ö., Tekinerdogan, B.: Automated classification of unstructured bilingual software bug reports: An industrial case study research. *Applied Sciences* **12**(1), 338 (2021)
- [45] Nadeem, A., Sarwar, M.U., Malik, M.Z.: Automatic issue classifier: A transfer learning framework for classifying issue reports. In: 2021 IEEE International Symposium on Software Reliability Engineering Workshops (ISSREW), pp. 421–426 (2021). IEEE
- [46] Terdchanakul, P., Hata, H., Phannachitta, P., Matsumoto, K.: Bug or not? bug report classification using n-gram idf. In: 2017 IEEE International Conference on Software Maintenance and Evolution (ICSME), pp. 534–538 (2017). IEEE
- [47] Chen, L., Huang, S., Sun, J., Hui, Z., Yang, S.: Bug report classification based on vector space model. *International Journal of Performability Engineering* **15**(8),

- [48] Alam, K.A., Jumani, A., Aamir, H., Uzair, M.: Classifai: Automating issue reports classification using pre-trained bert (bidirectional encoder representations from transformers) models. In: Proceedings of the Third ACM/IEEE International Workshop on NL-based Software Engineering, pp. 49–52 (2024)
- [49] Zhifang, L., Kun, W., Qi, Z., Shengzong, L., Yan, Z., Jianbiao, H.: Classification of open source software bug report based on transfer learning. *Expert Systems* **41**(5), 13184 (2024)
- [50] Qin, H., Sun, X.: Classifying bug reports into bugs and non-bugs using lstm. In: Proceedings of the 10th Asia-Pacific Symposium on Internetware, pp. 1–4 (2018)
- [51] Pingclasai, N., Hata, H., Matsumoto, K.-i.: Classifying bug reports to bugs and other requests using topic modeling. In: 2013 20Th Asia-pacific Software Engineering Conference (APSEC), vol. 2, pp. 13–18 (2013). IEEE
- [52] Park, D., Cho, H., Lee, S.: Classifying issues into custom labels in gitbot. In: Proceedings of the Fourth International Workshop on Bots in Software Engineering, pp. 28–32 (2022)
- [53] Zolkeply, M.S., Shao, J.: Classifying software issue reports through association mining. In: Proceedings of the 34th ACM/SIGAPP Symposium on Applied Computing, pp. 1860–1863 (2019)
- [54] Zhou, Y., Tong, Y., Gu, R., Gall, H.: Combining text mining and data mining for bug report classification. *Journal of Software: Evolution and Process* **28**(3), 150–176 (2016)
- [55] Devine, P., Koh, Y.S., Blincoe, K.: Evaluating software user feedback classifier performance on unseen apps, datasets, and metadata. *Empirical Software Engineering* **28**(2), 26 (2023)
- [56] Ebrahim, F., Joy, M.: Few-shot issue report classification with adapters. In: Proceedings of the Third ACM/IEEE International Workshop on NL-based Software Engineering, pp. 41–44 (2024)
- [57] Kumar, G.S., Angel, T.S., Chakreborthy, S., Reddy, K.D.: Github bug classification using pipeline approach in machine learning. In: 2023 International Conference on Data Science, Agents & Artificial Intelligence (ICDSAAI), pp. 1–7 (2023). IEEE
- [58] Bharadwaj, S., Kadam, T.: Github issue classification using bert-style models. In: Proceedings of the 1st International Workshop on Natural Language-based Software Engineering, pp. 40–43 (2022)

- [59] Kwak, C., Lee, S.: Issue report classification using a multimodal deep learning technique (2022)
- [60] Du, X., Liu, Z., Li, C., Ma, X., Li, Y., Wang, X.: Llm-brc: A large language model-based bug report classification framework. *Software Quality Journal*, 1–21 (2024)
- [61] Shen, J., Li, Z., Lu, Y., Pan, M., Li, X.: Mitigating the impact of mislabeled data on deep predictive models: an empirical study of learning with noise approaches in software engineering tasks. *Automated Software Engineering* **31**(1), 33 (2024)
- [62] GayathriP, M., Babu, G.K.K.: Optimization of the bug report classification using genetic algorithm. (2019). <https://api.semanticscholar.org/CorpusID:212538218>
- [63] Li, Z., Pan, M., Pei, Y., Zhang, T., Wang, L., Li, X.: Robust learning of deep predictive models from noisy and imbalanced software engineering datasets. In: *Proceedings of the 37th IEEE/ACM International Conference on Automated Software Engineering*, pp. 1–13 (2022)
- [64] Rejithkumar, G., Anish, P.R., Ghaisas, S.: Text-to-text generation for issue report classification. In: *Proceedings of the Third ACM/IEEE International Workshop on NL-based Software Engineering*, pp. 53–56 (2024)
- [65] Du, X., Zheng, Z., Xiao, G., Yin, B.: The automatic classification of fault trigger based bug report. In: *2017 IEEE International Symposium on Software Reliability Engineering Workshops (ISSREW)*, pp. 259–265 (2017). IEEE
- [66] Fan, Q., Yu, Y., Yin, G., Wang, T., Wang, H.: Where is the road for issue reports classification based on text mining? In: *2017 ACM/IEEE International Symposium on Empirical Software Engineering and Measurement (ESEM)*, pp. 121–130 (2017). IEEE
- [67] Meng, Q., Visser, J.: Which bug reports are valid and why? using the bert transformer to classify bug reports and explain their validity. In: *Proceedings of the 4th European Symposium on Software Engineering*, pp. 52–60 (2023)
- [68] Rahman, M.M., Khomh, F., Castelluccio, M.: Works for me! cannot reproduce—a large scale empirical study of non-reproducible bugs. *Empirical Software Engineering* **27**(5), 111 (2022)
- [69] Trautsch, A., Herbold, S.: Predicting issue types with sebert. In: *Proceedings of the 1st International Workshop on Natural Language-based Software Engineering*, pp. 37–39 (2022)
- [70] Izadi, M.: Catiss: An intelligent tool for categorizing issues reports using transformers. In: *Proceedings of the 1st International Workshop on Natural Language-based Software Engineering*, pp. 44–47 (2022)

A A map of automatic techniques for issue report classification

Table 13: A map of automatic techniques for issue report classification. Precision (P), Recall (R), F-score (F1), Accuracy (Acc), Micro Average (Avg), Test on a fixed set (TFS), and 10-fold CV (10FCV)

PS	Technique	Data source	Features	Pre-processing technique	Evaluation strategy	Evaluation metrics
PS1	Rule-based technique	Bugzilla	Title, description	TF-IDF	TFS	P, R
PS2	Random forest, SVM, K-means clustering	Bugzilla, Jira	Summary	TF, IDF, TF-IGM	TFS	R, P, F1
PS3	BERT-based model, RoBERTa, CodeBERT, BERTOver-flow, seBERT	GitHub	Title, description	BERT-based tokenizer	TFS	Micro F1
PS4	CNN	GitHub	Image, code,	Embedding layer	TFS	P, R, F1
PS5	KNN	Bugzilla, Red-hat Bugzilla	Summary, severity, priority, component, assignee, reporter, OS, reproducibility	TF-IDF	TFS	R, P, F1
PS6	Stacking ensemble, Random forest, SVM, Logistic regression, Multilayer perceptron, SGD, Multinomial Naive Bayes, Naive Bayes	GitHub, Bugzilla, Jira	Title, description	TF-IDF	Stratified 10FCV	Acc, MCC, F1
PS7	SGD	GitHub	Title, body	TF-IDF	TFS	P, R, F1, Avg P, Avg R, Avg F1
PS8	GPT-3.5-turbo base model	GitHub	Title, body	GPT-based tokenizer	TFS	P, R, F1, Avg P, Avg R, Avg F1
PS9	Random tree, SVM, Naive Bayes	GitHub, Bugzilla	Title, description	Manual selection of textual features	5-fold CV	Acc

Continued on next page

Table 13 continued from previous page

PS	Technique	Data source	Features	Pre-processing technique	Evaluation strategy	Evaluation metrics
PS10	Naive Bayes, SVM, KNN, Logistic regression, Decision tree, Random forest	CSS data	Description	TF-IDF	N-fold CV	F1
PS11	RoBERTa	GitHub	Title, body	RoBERTa-based tokenizer	TFS	P, R, F1
PS12	BERT-based model	GitHub	Title, body	BERT-based tokenizer	TFS	P, R, F1, Avg P, Avg R, Avg F1
PS13	Logistic regression, Random forest	Jira	Title, description	N-gram IDF	10FCV, TFS	F1
PS14	Vector space model-based approach	NA	Description	TF-IDF	NA	Acc, P, R
PS15	SVM	Bugzilla	Features based on collaboration graphs	NA	TFS	P, R, F1
PS16	SVM, Random forest	Bugzilla	Title, description, comments, reporter experience, collaboration network, completeness, readability	TF-IDF	Time split with 10FCV	P, R, F1, AUC
PS17	RoBERTa	GitHub	Title, body	RoBERTa-based tokenizer	TFS	P, R, F1, Avg P, Avg R, Avg F1
PS18	BERT-based model	GitHub	Title, description, submitter	BERT-based tokenizer	TFS	P, R, F1
PS19	LSTM	Bugzilla, Jira	Title, description	Skip-gram model	Time split with test on a fixed set	P, R, F1
PS20	Decision tree, Naive Bayes, and Logistic regression.	Jira	Title, description, discussion	LDA	10FCV	F1
PS21	CNN, LSTM	GitHub	Title, body, user manuals	Embedding layer, GloVe, Skip-gram model	5-fold CV	P, R, F1

Continued on next page

Table 13 continued from previous page

PS	Technique	Data source	Features	Pre-processing technique	Evaluation strategy	Evaluation metrics
PS22	Fasttext	GitHub	Title, body	Skip-gram model	10FCV	P, R, F1
PS23	Classification associations rule mining	Bugzilla, Jira	Title, description	Manuall selection of textual features	TFS	Acc
PS24	Naive Bayes, ADTree, Logistic regression	Mantis, Red-hat Bugzilla	Summary, severity, priority, component, assignee, reporter, OS, reproducibility	NA	10FCV	P, R, F1
PS25	CNN	Bugzilla	Summary, description	Skip-gram model	Time split with test on a fixed set	P, R, F1, AUC
PS26	KNN, SVM, Logistic regression, Decision tree	CSS data	Heading, description, priority, submitter experience	TF-IDF	Time split with 10FCV	AUC, MCC, P, R, F1
PS27	Distilbert, art-large-mnli	Twitter, Other forum posts	Review description, Metadata-based features, e.g., app rating and category	BERT-based tokenizer	5-fold CV	P, R, F1
PS28	RoBERTa with adapters	GitHub	Title, body	RoBERTa-based tokenizer	TFS	P, R, F1, Avg P, Avg R, Avg F1
PS29	Setfit	GitHub	Title, body	All-mpnet-base-v2	TFS	P, R, F1, Avg P, Avg R, Avg F1
PS30	Naive Bayes, Logistic regression, Decision tree	GitHub	Description	TF-IDF	TFS	Acc, P, R
PS31	BERT-based model	GitHub	Title, body	BERT-based tokenizer	TFS	P, R, F1, Avg P, Avg R, Avg F1
PS32	BERT-based model, XGBoost, SVM, Logistic regression, SVM, Distill-Bert, CNN, Random forest	CSS data	Heading, description, priority, submitter experience, completeness	Skip-gram model	Time split with 10FCV	P, R, F1, Acc, AUC, MCC

Continued on next page

Table 13 continued from previous page

PS	Technique	Data source	Features	Pre-processing technique	Evaluation strategy	Evaluation metrics
PS33	CNN	GitHub	Image, code,	Embedding layer	TFS	P, R, F1
PS34	BERT-based model, RoBERTa, ALBERT	GitHub	Title, body, issue-author association	AutoTokenizer from transformers	TFS	P, R, F1, Avg P, Avg R, Avg F1
PS35	Setfit, GPT3.5-turbo	GitHub	Title, body	All-mpnet-base-v2	TFS	P, R, F1, F1-micro
PS36	Feed-forward neural network	GitHub	Title, description, comment	Text-embedding-ada-002	5-fold CV	Acc, P, R, F1
PS37	LSTM, CNN	Bugzilla, Jira	Title, description	NA	10FCV	F-score, AUC, MCC, G-measure
PS38	KNN	Bugzilla	Summary, severity, component, priority	TF-IDF	TFS	Acc
PS39	LSTM	Bugzilla, Jira	Title, body	Skip-gram model	10FCV	AUC, MCC, G-measure, F1
PS40	T5	GitHub	Title, body	T5-based tokenizer	TFS	P, R, F1, Avg P, Avg R, Avg F1
PS41	SGD, Logistic regression, Naive Bayes, Gradient boosting, Decision tree, Random forest, Linear discriminant analysis	Bugzilla	Summary, description	Skip-gram model	TFS	Acc, F1
PS42	SVM, Random forest, Logistic regression, Naive Bayes	GitHub	Title, body	TF-IDF	10FCV	P, R, F1
PS43	BERT-based model	Bugzilla	Title, description	BERT-based tokenizer	TFS	P, R, F1
PS44	XGBoost, Naive Bayes, Logistic regression, Random forest, J48	Bugzilla	Priority, severity, component, text readability, text sentiment	NA	10FCV	P, R, F1

Continued on next page

Table 13 continued from previous page

PS	Technique	Data source	Features	Pre-processing technique	Evaluation strategy	Evaluation metrics
PS45	seBERT	GitHub	Title, body	BERT-based tokenizer	TFS	P, R, F1, Avg P, Avg R, Avg F1
PS46	RoBERTa	GitHub	Title, body	RoBERTa-based tokenizer	TFS	P, R, F1, Avg P, Avg R, Avg F1

B List of included primary studies

Table 14: List of included primary studies

Id	Title	Ref.
PS1	A bug rule based technique with feedback for classifying bug reports	[37]
PS2	A Comparative Study of Short Text Classification Methods for Bug Report Type Identification	[38]
PS3	A Comparison of Pretrained Models for Classifying Issue Reports	[19]
PS4	A Multimodal Deep Learning Model Using Text, Image, and Code Data for Improving Issue Classification Tasks	[18]
PS5	A Supervised Bug Report Classification with Incorporate and Textual field Knowledge	[39]
PS6	An empirical evaluation of stacked generalization models for binary bug report classification	[40]
PS7	An Intelligent Tool for Classifying Issue Reports	[41]
PS8	Applying Large Language Models to Issue Classification	[42]
PS9	Automated classification of software bug reports	[43]
PS10	Automated classification of unstructured bilingual software bug reports: An industrial case study research	[44]
PS11	Automatic Issue Classifier: A Transfer Learning Framework for Classifying Issue Reports	[45]
PS12	BERT-Based GitHub Issue Report Classification	[6]
PS13	Bug or not? Bug Report classification using N-gram IDF	[46]
PS14	Bug report classification based on vector space model	[47]
PS15	Categorizing bugs with social networks: A case study on four open source software communities	[3]
PS16	Chaff from the Wheat: Characterizing and Determining Valid Bug Reports	[11]
PS17	ClassifAI: Automating Issue Reports Classification using Pre-Trained BERT (Bidirectional Encoder Representations from Transformers) Language Models	[48]

Id (continued)	Title (continued)	Ref. (continued)
PS18	Classification of open source software bug report based on transfer learning	[49]
PS19	Classifying bug reports into bugs and non-bugs using LSTM	[50]
PS20	Classifying bug reports to bugs and other requests using topic modeling	[51]
PS21	Classifying issue reports according to feature descriptions in a user manual based on a deep learning model	[5]
PS22	Classifying Issues into Custom Labels in GitBot	[52]
PS23	Classifying software issue reports through association mining	[53]
PS24	Combining text mining and data mining for bug report classification	[54]
PS25	Deep learning based valid bug reports determination and explanation	[17]
PS26	Early Identification of Invalid Bug Reports in Industrial Settings – A Case Study	[4]
PS27	Evaluating software user feedback classifier performance on unseen apps, datasets, and metadata	[55]
PS28	Few-Shot Issue Report Classification with Adapters	[56]
PS29	Few-Shot Learning for Issue Report Classification	[35]
PS30	GitHub Bug Classification Using Pipeline Approach in Machine Learning	[57]
PS31	GitHub Issue Classification Using BERT-Style Models	[58]
PS32	Industrial adoption of machine learning techniques for early identification of invalid bug reports	[20]
PS33	Issue report classification using a multimodal deep learning technique	[59]
PS34	Issue Report Classification Using Pre-trained Language Models	[36]
PS35	Large Language Models for Issue Report Classification	[16]
PS36	LLM-BRC: A large language model-based bug report classification framework	[60]
PS37	Mitigating the impact of mislabeled data on deep predictive models: an empirical study of learning with noise approaches in software engineering tasks	[61]
PS38	Optimization of the bug report classification using genetic algorithm	[62]
PS39	Robust Learning of Deep Predictive Models from Noisy and Imbalanced Software Engineering Datasets	[63]
PS40	Text-To-Text Generation for Issue Report Classification	[64]
PS41	The automatic classification of fault trigger based bug report	[65]
PS42	Where Is the Road for Issue Reports Classification Based on Text Mining?	[66]
PS43	Which bug reports are valid and why? Using the BERT transformer to classify bug reports and explain their validity	[67]
PS44	Works for Me! Cannot Reproduce – A Large Scale Empirical Study of Non-reproducible Bugs	[68]
PS45	Predicting Issue Types with seBERT	[69]

Id (continued)	Title (continued)	Ref. (continued)
PS46	CatIss: An Intelligent Tool for Categorizing Issues reports using Transformers	[70]