

Retrieval-Augmented Generation in Biomedicine: A Survey of Technologies, Datasets, and Clinical Applications

Jiawei He ^{1,*} Boya Zhang ² Hossein Rouhizadeh ² Yingjian Chen ³ Rui Yang ⁴ Jin Lu ⁵ Xudong Chen ¹ Nan Liu ⁴ Irene Li ³ Douglas Teodoro ^{2,*}

¹ College of Information and Electronic Engineering, Hunan City University, Yiyang, Hunan, China

² Department of Radiology and Medical Informatics, University of Geneva, Geneva, Switzerland

³ Graduate School of Engineering, The University of Tokyo, Tokyo, Japan

⁴ Centre for Quantitative Medicine, Duke-NUS Medical School, Singapore

⁵ LvZhiDao Information Technology Co., Ltd., Changsha, Hunan, China

*Correspondence: joewellhe@gmail.com, douglas.teodoro@unige.ch

ABSTRACT

Recent advances in large language models (LLMs) have demonstrated remarkable capabilities in natural language processing tasks. However, their application in the biomedical domain presents unique challenges, particularly regarding factual accuracy and up-to-date knowledge integration. Retrieval Augmented Generation (RAG) has emerged as a promising solution to address these challenges by combining the generative capabilities of LLMs with external knowledge retrieval. This comprehensive survey examines the application of RAG in the biomedical domain, focusing on its technological components, available datasets, and clinical applications. We present a systematic analysis of retrieval methods, ranking strategies, and generation models, while also exploring the challenges and future directions in this rapidly evolving field. Our work provides researchers and practitioners with a thorough understanding of the current state of biomedical RAG systems and identifies key areas for future research and development.

KEYWORDS

Biomedical RAG, Large Language Model, Retrieval-Augmented Generation, Information Retrieval, Natural Language Processing, Biomedical NLP

INTRODUCTION

Recent years have witnessed remarkable advancements in large language models (LLMs), resulting in a profound impact on various natural language processing (NLP) tasks^{52,80}. These models have demonstrated unprecedented capabilities in generating and understanding human-like text, achieving outstanding performance across NLP tasks, such as summarization, question answering, and information retrieval. The exceptional performance of LLMs in core NLP tasks has catalyzed their exploration in the biomedical domain, where they show promise in supporting clinical decision-making, enhancing patient care quality, and improving clinical outcomes²¹⁸.

However, the application of LLMs in the biomedical domain faces two critical challenges. First, these models often generate plausible-sounding but factually incorrect responses, a phenomenon commonly known as hallucination¹²⁷. This is particularly concerning in medical applications, where accuracy is paramount for patient safety. Second, the static nature of LLM training means that once the training process is complete, the model parameters remain fixed, resulting in an inability to access or incorporate up-to-date medical knowledge²²⁶. This limitation is especially problematic in the rapidly evolving field of medicine, where new research findings and treatment guidelines emerge regularly.

Retrieval Augmented Generation (RAG) has emerged as a promising solution to address these critical challenges⁵⁷. By combining the generative capabilities of LLMs with dynamic access to external knowledge from trusted sources, RAG systems can: (1) provide transparent rationales for generated responses by explicitly referencing source documents; (2) maintain access to current biomedical knowledge through real-time information retrieval; (3) enhance the accuracy and reliability of medical information processing; and (4) reduce hallucination by grounding responses in the verified medical literature^{52,80,226}.

The implementation of RAG in the biomedical domain presents unique challenges and opportunities. Biomedical information is characterized by complex terminology, specialized knowledge structures, and strict requirements for accuracy and reliability²²⁹.

Furthermore, the integration of RAG systems into clinical workflows requires careful consideration of factors such as information privacy, regulatory compliance, and clinical validation^{130,183}.

Concurrent to our survey, several related surveys focused on biomedical-related LLMs. For example, Liu et al.¹³⁴ review medical LLMs and He et al.⁸⁰ discuss LLMs for healthcare. Similarly, Xiao²²⁶ conducted a comprehensive overview of LLMs in medicine. Other discussed RAG systems in general domains, such as Fan et al.⁵² and Gao et al.⁶⁴ focused on the architectures, training strategies, and application of RAG in general domains.

Our work differs from existing surveys in concentrating on the application of RAG in the biomedical domain, systematically reviewing its components, datasets, and challenges. Overall, this survey provides the following key contributions:

1. A systematic analysis of RAG technologies specifically adapted for biomedical applications, including specialized retrieval methods, ranking algorithms, and generation models.
2. A detailed examination of medical datasets, considering both knowledge source datasets and medical task datasets.
3. An exploration of current clinical applications and future directions, with particular attention to practical implementation challenges and emerging opportunities.
4. A structured framework for understanding the interplay between retrieval mechanisms, medical knowledge sources, and language models in biomedical RAG systems.

The remainder of this survey is organized as follows: Section 2 presents the background and the basic framework of biomedical RAG systems. Section 3 details the technical components, including retrieval methods, ranking algorithms, and generation models. Section 4 examines available datasets. Section 5 explores current clinical applications, and Section 6 discusses challenges and future directions.

BACKGROUND

LLMs have disrupted NLP tasks with their ability to generate human-like text across diverse tasks²⁴⁶. Despite their impressive capabilities, LLMs often struggle with knowledge limitations, hallucinations, and outdated information, particularly in specialized domains requiring precise information¹⁹⁶. RAG addresses these limitations by dynamically retrieving relevant external knowledge to supplement the LLM's parametric knowledge before generating responses⁶⁴. This approach has shown particular promise in domain-specific applications, such as biomedicine, where accuracy, recency, and specialized knowledge are critical for clinical decision support, research analysis, and patient care²²⁶.

In a typical workflow, a query first passes through the retriever, which searches relevant documents from knowledge sources. The re-ranking method then sorts these references based on their relevance. Finally, the top-k most relevant references, combined with the original query, are processed by the LLM to generate the response. As Fig. 1 shows, the basic framework of biomedical RAG consists of four key components⁵²: (1) **Retriever**: Responsible for indexing and retrieving relevant documents from various knowledge sources; Given a query q and a collection of knowledge sources K , a retriever function $R(q, K)$ outputs a set of relevant documents $D = \{d_1, d_2, \dots, d_n\}$, where each $d_i \in K$; (2) **Knowledge Source**: K represents a heterogeneous collection of structured and unstructured data, including but not limited to medical literature, clinical guidelines, and databases; (3) **Re-ranking Method**: Resorting and prioritizing retrieved references, A re-ranking function $S(q, D)$ takes the query q and the retrieved document set D as input and outputs a re-ranked list of documents $D' = [d'_1, d'_2, \dots, d'_m]$, where $D' \subseteq D$ and the order reflects relevance to q ; and (4) **LLM**: A LLM $G(q, D')$ takes the original query q and the re-ranked retrieved context D' as input to generate a final response y .

RAG has been applied to a variety of biomedical applications. In clinical decision support systems, RAG powers evidence-based question-answering platforms like Clinfo.ai¹⁴⁰, enhances specialized decision-making through expert-guided LLMs¹¹⁸, and facilitates rare disease diagnosis²³⁹. This technology also strengthens diagnostic prediction by connecting electronic health records (EHRs) with medical knowledge repositories⁶³ and advances genomic medicine through improved variant annotation and interpretation¹⁴¹. In the realm of medical imaging, RAG enhances report generation by seamlessly incorporating relevant prior studies

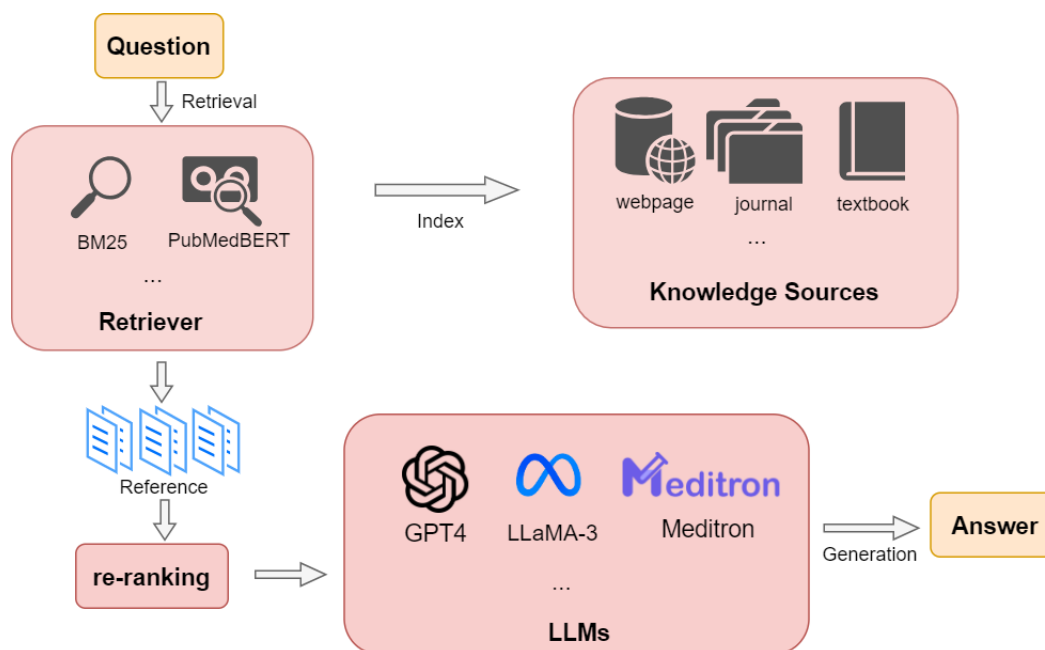


Figure 1: Basic biomedical RAG framework.

and clinical guidelines¹⁷⁶. Across these applications, RAG leverages diverse data sources—including health records^{82,104}, scientific literature³⁶, clinical guidelines²⁰, and genomic databases¹⁴¹—to generate evidence-based responses that significantly improve both clinical care and research outcomes. The growing body of evidence consistently demonstrates that RAG holds remarkable promise for advancing information management and decision support in the biomedical and healthcare domains.

TECHNOLOGY

In this section, we explore the technological underpinnings of biomedical RAG systems, which integrate specialized components for retrieval, re-ranking, and generation to effectively process domain-specific information. Our examination of retrieval mechanisms encompasses a range of approaches, including sparse^{98,242} and dense retrieval methods^{75,167}, LLM-based retrieval^{127,162}, knowledge graph enhancement techniques^{107,236}, and emerging multi-modal retrieval capabilities designed to handle the diverse data formats prevalent in biomedical contexts^{176,198,214}. We further analyze re-ranking methodologies that refine initial retrieval results to prioritize the most relevant documents^{93,96}, help address the challenge of relevance and correctness in biomedical information retrieval, where accuracy directly impacts clinical decision-making and research outcomes. Finally, we discuss the generation component of biomedical RAG systems, comparing closed-source^{17,72,164} and open-source models^{6,43,155,203} alongside domain adaptation techniques^{18,57} that enable these general-purpose language models to produce specialized biomedical content with appropriate terminology, and contextual understanding.

Retriever

Retrievers are one of the core components of any RAG system, functioning as the mechanism that identifies and extracts relevant information from vast knowledge repositories in response to specific queries⁶⁴. In the biomedical domain, retrievers face distinctive challenges due to the heterogeneous nature of data structures—ranging from densely technical academic papers and specialized textbooks to complex biomedical knowledge graphs containing intricate entity relationships^{202,217}. The domain's specialized terminology, hierarchical concepts, and the life-critical nature of biomedical information make it more complex than information retrieval in general domains¹⁸⁹. Effective biomedical retrievers must navigate these complexities while maintaining high precision to support accurate downstream analysis and generation. In this section, we describe various retrieval methodologies. We examine both standard retrieval approaches and how specific studies have modified these approaches for biomedical use, analyzing their respective strengths in handling domain-specific information structures and addressing unique retrieval challenges in the biomedical field.

Sparse Retrieval

Sparse retrieval techniques represent a foundational approach in information retrieval, particularly valuable in biomedical RAG systems which rely on terminology precision and exact keyword matching. These methods, exemplified by algorithms like BM25 (Best Matching 25) ¹⁸¹ and TF-IDF (Term Frequency-Inverse Document Frequency) ¹⁰⁵, operate on the principle of lexical matching, where documents are indexed based on term occurrences rather than semantic meaning. Despite the rise of dense retrieval methods, sparse retrievers maintain their relevance due to their interpretability, computational efficiency, and effectiveness, when dealing with highly specialized vocabulary that characterizes biomedical literature.

Table 1 shows some recent publications that utilize sparse retrieval methods in biomedical RAG systems. These papers demonstrate various applications of sparse retrieval, from pure BM25 ^{41,70} implementations to hybrid approaches ^{2,12,114,119} that combine sparse and dense retrieval techniques. Notably, sparse retrieval is frequently treated as either a baseline for comparison or strategically incorporated as a component in ensemble solutions to increase retrieval diversity but also to improve generalization ¹⁰⁸. Many of these works show that despite the attention given to newer neural approaches, traditional sparse retrieval methods remain competitive and often complementary to dense retrievers, particularly for specialized medical terminology and exact matching requirements ^{87,91,233}. Their continued relevance in state-of-the-art biomedical RAG systems highlights the value of integrating lexical matching with semantic understanding when dealing with the precise terminology and complex nomenclature characteristic of biomedical literature.

In this line of work, BM25 stands out as the most widely adopted algorithm, featuring in more than half the studies (n=9) either independently or within hybrid systems. Established search tools including Elasticsearch ⁵⁰, Whoosh ²⁰⁵, and Entrez API ⁵⁵ also prove popular, offering accessible implementation options without requiring extensive customization. A notable trend is the increasing development of hybrid approaches that combine BM25 with dense retrieval techniques ^{2,12,114,119,230}, leveraging both lexical precision and semantic understanding. The consistent appearance of sparse retrieval methods across all publication years, including the most recent 2025 studies, demonstrates their enduring value alongside newer neural approaches in cutting-edge biomedical information retrieval systems.

Table 1: Sparse retrieval methods in biomedical RAG systems

Method Name	Retrieval Method	Task	Year
Clinfo.ai ¹⁴⁰	Entrez API	Medical QA	2023
MEDRAG toolkit ²³⁰	Hybrid (BM25, SPECTER, Contriever, MedCPT)	Medical QA	2024
SeRTS ⁸⁷	Self-Rewarding Tree Search based BM25	Biomedical QA (BioASQ-QA)	2024
Dual RAG System ¹¹⁹	Hybrid (Dense + BM25 with language-specific tokenizers)	Diabetes management	2024
MedExpQA ¹²	BM25 and MedCPT	Medical Question Answering	2024
CliniqIR ²	BM25 and MedCPT	Diagnostic decision support	2024
VAIV Bio-Discovery ¹¹⁴	Hybrid (Neural search + BM25)	Biomedical knowledge discovery	2024
Genomics analysis GPT ¹⁴¹	Azure AI Search with keyword matching	Genetic variant annotation	2025
Customized GPT ⁷⁰	BM25 algorithm	Medical QA	2025
Two-Layer RAG ⁴¹	Whoosh (Okapi BM25F ranking)	Medical question answering	2025
LITURAt ¹⁶⁸	Entrez API for PubMed retrieval	Scientific data analysis	2025

Dense Retrieval

Dense retrievers represent a powerful approach to information retrieval that encodes queries and documents into continuous vector spaces to enable semantic matching based on learned representations rather than lexical overlap ²⁴⁵. These retrievers have become important in the biomedical domain where terminology is complex and specialized, often requiring a nuanced understanding of context and meaning beyond simple keyword matching ¹⁸⁹. For instance, synonyms like 'cancer' and 'neoplasm' refer to the same concept, while hierarchical relationships exist between terms such as 'infectious disease' and its specific type 'COVID-19', further complicating accurate information retrieval. To analyze biomedical RAG systems, we categorize dense retrievers into five distinct types: Type 1: Pre-trained language models (PLMs); Type 2: Commercial embedding APIs; Type 3: Domain-adapted PLMs;

Type 4: LLM-based embeddings; and Type 5: Domain-specific retrievers. In the following paragraphs, we provide a detailed analysis of each retriever type's characteristics, followed by a comprehensive review of recent works that implement these approaches in biomedical information retrieval systems.

Type 1: PLMs PLMs are trained on general corpora and are widely used in various information retrieval systems to create dense representations of queries and documents, so-called embeddings. There are numerous open-source general embedding models available, which effectively capture semantic relationships and enable meaningful text matching, making them common foundational components in biomedical RAG systems. As shown in Table 2, transformer-based PLMs like BERT, SBERT¹⁸², and Sentence Transformer²⁰⁶ have been widely adopted in recent biomedical retrieval systems. The continued popularity of these models is evident from numerous recent implementations. Additionally, newer embedding models such as BGE-embedding²²⁷, Dense Passage Retriever¹¹⁰ and GIST Large Embedding¹⁹² have gained significant adoption in recent literature, further diversifying the range of options available for biomedical retrieval tasks. Several other widely-used PLMs, including FastText²⁵, RoBERTa¹³⁶, and SimCSE⁶², though not specifically represented in Table 2, remain viable alternatives for developing effective biomedical RAG applications.

Table 2: Classification of dense retriever types in biomedical RAG systems

Method	Retriever	Task	Year
Type 1: PLMs			
AskFDALabel ¹⁸	Sentence Transformer ²⁰⁶	FDA drug labeling extraction	2024
CaLM ¹⁶⁷	BGE-embedding ²²⁷ with Chroma DB	Supporting caregivers FM	2024
RAG-HPO ⁶⁶	FastEmbed ²⁰⁴	Rare genetic disorders automated deep pheno-typing	2024
RALL ⁷⁵	Dense Passage Retriever ¹¹⁰	Lay language generation	2024
RT ¹²⁸	BERT embeddings ⁴⁵	Few-shot medical NER	2024
RAG-GPT ²³²	BGE-embedding ²²⁷	Breast cancer nursing care QA	2024
GNQA ⁴⁰	HNSW graphs ¹⁴⁶	Medical QA	2024
Klang <i>et al.</i> ¹¹⁵	GIST Large Embedding ¹⁹² with FAISS	ICD-10-CM coding	2024
RAGPR ²⁴⁷	SBERT embeddings ¹⁸²	Personalized physician recommendations	2025
JGCLLM ⁶⁰	GLuCoSE-base-ja vectors ⁵⁹	Genetic counseling support	2025
Type 2: Commercial APIs			
DRAGON-AI ²⁰⁸	OpenAI Text-Embedding ¹⁶³ with Chroma DB	Ontology generation	2024
RISE ²¹⁶	OpenAI Text-Embedding with FAISS	Diabetes-related inquiries	2024
Dual RAG ¹²⁰	UPstage API and OpenAI Text-Embedding	Diabetes management	2024
FAVOR-GPT ¹²⁹	Open AI Text-Embedding with Weaviate DB	Genome variant annotations	2024
Endo-chat ⁵⁸	Open AI Text-Embedding with Faiss	medical QA for gastrointestinal endoscopy	2024
ChatENT ¹³⁸	Open AI Text-Embedding	Medical QA in otolaryngology	2024
GuideGPT ¹⁹⁷	Open AI Text-Embedding	MRONJ QA on prevention, diagnosis, and treat-ment	2024
RECTIFIER ²¹³	Open AI Text-Embedding with Faiss	Clinical trial screening for heart failure patients	2024
RAP ¹⁹	Amazon Titan Text Embeddings v2 ¹³	Nutrition-related question answering	2025
InfectA-Chat ¹⁸⁵	Open AI Text-Embedding	Infectious disease monitoring and QA	2025
DCRAG ¹⁰⁶	OpenAI Text-Embedding	Auto-annotation of plant phenotype	2025
Type 3: Domain adaptation PLMs			
PM-Search ⁹⁸	BioBERT ¹²²	Clinical literature retrieval	2022
LADER ⁹⁷	PubMedBERT ⁷⁴	Biomedical literature retrieval	2023
CLEAR ¹³⁹	BioBERT	Clinical information extraction	2025
KG-RAG ¹⁹³	PubMedBERT	Biomedical Multiple-choice questions	2024

Continued on next page

Table 2 – Continued from previous page

Method	Retriever	Task	Year
WeiseEule ⁵	MedCPT, BioBERT, BioGPT ¹⁴⁴ with Pinecone DB	Biomedical QA	2024
Type 4: LLM-based embedding			
BiomedRAG ¹²⁷	MedLLaMA 13b	Biomedical NLP tasks	2024
SurgeryLLM ¹⁶²	GPT4All ¹⁵ with Chroma DB	Surgical decision support	2024
Myers <i>et al.</i> ¹⁵⁹	LLM2Vec (for comparison) ²¹	Clinical Information retrieval	2024
Type 5: Domain adaptation retriever			
Self-BioRAG ⁹²	MedCPT ⁹⁶	Medical QA	2024
WeiseEule ⁵	MedCPT, BioBERT, BioGPT with Pinecone DB	Biomedical QA	2024
CliniqIR ²	MedCPT and BM25	Diagnostic decision support	2024
MEDRAG ⁵	BM25, SPECTER ³⁶ , Contriever ⁹¹ and MedCPT	Biomedical RAG Tool	2024
RAMIE ²⁴¹	MedCPT, Contriever and BMRetriever ²³³	Biomedical IR about dietary supplements	2025

Type 2: Commercial embedding APIs. The proliferation of foundation models has led to the emergence of proprietary embedding solutions offered by major AI private organizations. These commercial embedding APIs have gained significant adoption in biomedical research, despite their associated costs, due to several compelling advantages: i) they typically leverage substantially larger pretraining datasets, ii) benefit from extensive computational resources during development, and iii) receive continuous refinements based on diverse user interactions. As shown in Table 2, OpenAI's embedding models dominate this category in recent studies, underscoring their enhanced semantic representation capabilities. While OpenAI's offerings dominate, alternatives are emerging. The RAP system¹⁹ utilizes Amazon's Titan Text Embeddings v2¹³ for nutrition-related question answering. Other commercial APIs such as Anthropic's Voyage-2¹⁶ and Google's Vertex AI embeddings⁷³, though not specifically represented in Table 2, are alternatives for biomedical RAG applications.

Type 3: Domain adaptation PLMs. Domain-adapted PLMs are language models that have been specifically pre-trained or fine-tuned on biomedical and clinical corpora, allowing them to develop specialized representations of medical terminology, concepts, and relationships^{74,122}. These models mitigate a fundamental challenge in biomedical information retrieval: general-domain language models often struggle with the highly specialized vocabulary, complex semantic relationships, and unique linguistic patterns prevalent in biomedical literature¹⁴⁵. By adapting pre-training to include PubMed articles, clinical notes, or other domain-specific corpus, these models develop a more nuanced understanding of biomedical language, resulting in significantly improved performance on retrieval tasks involving medical concepts and relationships compared to their general-domain counterparts¹⁴⁵. As shown in Table 2, examples of these domain-adapted models include PubMedBERT⁷⁴, BioBERT¹²² and BioGPT¹⁴⁴, which have been widely adopted in biomedical RAG systems. For example, PM-Search⁹⁸ utilized BioBERT for clinical literature retrieval, effectively leveraging the model's domain-specific representations to improve search precision. Similarly, PubMedBERT has been successfully deployed in LADER⁹⁷ for biomedical literature retrieval and in KG-RAG¹⁹³ for answering biomedical multiple-choice questions, demonstrating its versatility across different tasks. More recent systems like WeiseEule⁵ combine multiple biomedical models including BioBERT, BioGPT, and MedCPT⁹⁶ to achieve enhanced performance in biomedical QA.

Type 4: LLM-based embedding. Generative LLMs have demonstrated remarkable generative capabilities across diverse NLP tasks, owing to their sophisticated understanding of language and context. With billions of parameters and training on vast corpora, these models develop rich internal representations that capture nuanced semantic relationships and contextual dependencies in text²⁴⁶. Recognizing this powerful language comprehension ability, researchers have begun leveraging open-source LLMs as embedding generators for retrieval tasks, extracting representations from their internal layers to create semantically meaningful document and query embeddings that outperform traditional embedding approaches. As shown in Table 2, notable implementations include BiomedRAG¹²⁷, which utilizes MedLLaMA 13b²²³, SurgeryLLM¹⁶², which employs GPT4All¹⁵, and the comparative study by Myers *et al.*¹⁵⁹, which evaluates LLM2Vec²¹ for clinical information retrieval applications. However, most LLMs are decoder-only

architectures that employ causal attention mechanisms, which inherently limit their ability to generate rich contextualized representations. Thus, researchers are increasingly focusing on developing more advanced LLM-based embedding methods, such as Llama2Vec¹³⁷, Landmark Embedding¹⁴², which provide promising dense retrieval alternatives in biomedical RAG.

Type 5: Domain adaptation retrievers. Although the aforementioned off-the-shelf retrievers are readily available, the task of searching for relevant and accurate documents in the medical domain remains challenging. Consequently, customized retrievers tailored specifically to scientific and biomedical tasks have been developed. As shown in Table 2, these advanced retrievers include Contriever⁹¹, MedCPT⁹⁶, SPECTER³⁶, BMRetriever²³³, and the MEDRAG toolkit¹²⁷. These specialized retrieval architectures demonstrate the importance of domain adaptation in biomedical information retrieval, significantly improving retrieval performance in several studies^{2,92,241}. For example, Jeong *et al.*⁹² proposed Self-BioRAG, which leverages MedCPT to improve medical question answering through a self-augmentation approach. Similarly, the MEDRAG framework⁵ combines multiple retrieval strategies, including BM25, SPECTER, Contriever, and MedCPT to create a comprehensive biomedical RAG tool. RAMIE utilizes MedCPT, Contriever, and BMRetriever as retrievers, builds a RAG framework to extract diverse types of information about dietary supplements (DSs) from clinical records, enhanced overall accuracy in its experiments²⁴¹. These implementations highlight how domain-adapted retrievers benefit biomedical RAG systems.

Dense Retriever Infrastructure. Vector stores provide an infrastructure element for dense retrievers in semantic search systems⁷⁹. These specialized databases efficiently index, store, and search high-dimensional vector embeddings, offering optimized methods like K-nearest neighbors (KNN) for RAG developers. Vector databases enable rapid retrieval of semantically similar documents at scale, significantly enhancing the performance and response time of biomedical RAG systems. The process of embedding, storing, and searching documents involves transforming text into vector representations, organizing them in specialized data structures, and efficiently retrieving the most relevant matches. Based on our survey of biomedical RAG publications presented in Table 2, we have compiled the most commonly used vector databases in Table 3. In Table 2, it can be observed that the most popular vector stores are FAISS and Chroma, which were utilized 4 times and 3 times respectively.

Table 3: Common vector stores in biomedical RAG

Store	Description
Chroma ³⁵	AI-native open-source vector database with built-in functionality
Faiss ⁵¹	Library for efficient similarity search and clustering of dense vectors
Pinecone ¹⁷¹	Production-ready vector database for similarity search at scale
Weaviate ²¹⁹	Graph-based vector search engine with semantic capabilities
HNSW ¹⁴⁶	Hierarchical navigable small world graphs for approximate nearest neighbor search

Knowledge Graph Enhanced Retrieval

Knowledge graph retrievers offer significant advantages in biomedical RAG by providing structured, interlinked domain knowledge that overcomes several limitations of traditional retrieval methods. Unlike vector-based approaches, knowledge graphs capture explicit relationships between biomedical entities, enabling more precise retrieval of contextually relevant information, enhanced reasoning capabilities, and improved explainability¹⁷⁰. Table 4 presents knowledge graph-based biomedical RAG studies published between 2024 and 2025, outlining each system’s application domains, and knowledge graph source. As we can notice, the application areas vary significantly, including medical question answering¹⁹³, knowledge extraction⁴⁶, and diagnosis prediction⁶³. As shown in Fig 2, the integration of knowledge graphs with LLMs in biomedical RAG applications can be analyzed through four key components:

- **Biomedical knowledge graph construction or curation** involves the systematic process of building, updating, or adapting knowledge graphs from domain-specific ontologies, literature, and other data sources to create structured biomedical knowledge repositories. NetMe 2.0⁴⁶ constructs biomedical knowledge graphs on-the-fly with OntoTagMe for entity linking while NEKO²²⁸ mines PubMed literature for synthetic biology knowledge graphs. Differently, KG-RAG¹⁹³ utilizes the pre-existing SPOKE biomedical knowledge graph.

Table 4: Recent biomedical RAG studies based on knowledge graphs

Method	Task	Knowledge Graph Used	Year
KG-RAG ¹⁹³	Biomedical text generation, medical question answering	SPOKE biomedical knowledge graph	2024
HEALIE ¹⁰⁷	Personalized medical content generation	HEALIE KG (customized)	2024
KRAGEN ¹⁵¹	Biomedical problem solving	Alzheimer's knowledge graph (AlzKB)	2024
Ascle ²³⁶	Various medical text generation tasks	UMLS	2024
DALK ¹²⁴	Alzheimer's QA	Alzheimer's knowledge graph (AlzKB)	2024
Gilbert <i>et al.</i> ⁶⁸	Medical information structuring and interlinking	Not specified	2024
NetMe 2.0 ⁴⁶	Biomedical knowledge extraction	BKGs constructed using OntoTagMe and Wikidata	2024
NEKO ²²⁸	Knowledge mining in synthetic biology	PubMed-derived knowledge graphs	2025
DR.KNOWS ⁶³	Diagnosis prediction from EHRs	UMLS	2025
ESCARGOT ¹⁵⁰	Biomedical reasoning and knowledge retrieval	Alzheimer's knowledge graph (AlzKB)	2025

- **Query to knowledge graph transformation** encompasses the conversion of natural language queries or user inputs into structured queries that efficiently retrieve relevant subgraphs from the knowledge graph. ESCARGOT¹⁵⁰ employs Cypher queries for precise retrieval, KRAGEN¹⁵¹ vectorizes knowledge graphs for semantic searching, and DR.KNOWS⁶³ transforms queries to retrieve UMLS-based diagnostic pathways aligned with patient data.
- **Path-based or entity-centric knowledge extraction** refers to the process of extracting relevant knowledge patterns, paths, or entity-centered information from the knowledge graph based on the transformed query. DR.KNOWS⁶³ utilizes attention-based path ranking for diagnostic reasoning, KRAGEN¹⁵¹ applies graph-of-thoughts for multi-hop relationships, and HEALIE¹⁰⁷ extracts paths incorporating both medical knowledge and socio-economic factors.
- **Strategic integration into LLM prompts** involves methods for incorporating retrieved knowledge into prompts for LLMs in ways that maximize factual accuracy while optimizing token usage and computational efficiency. KG-RAG¹⁹³ implements token-optimized retrieval to reduce consumption, ESCARGOT¹⁵⁰ selectively integrates knowledge through dynamic Graph of Thoughts, and NetMe 2.0⁴⁶ transforms graph data into natural language prompts via its Graph-RAG module.

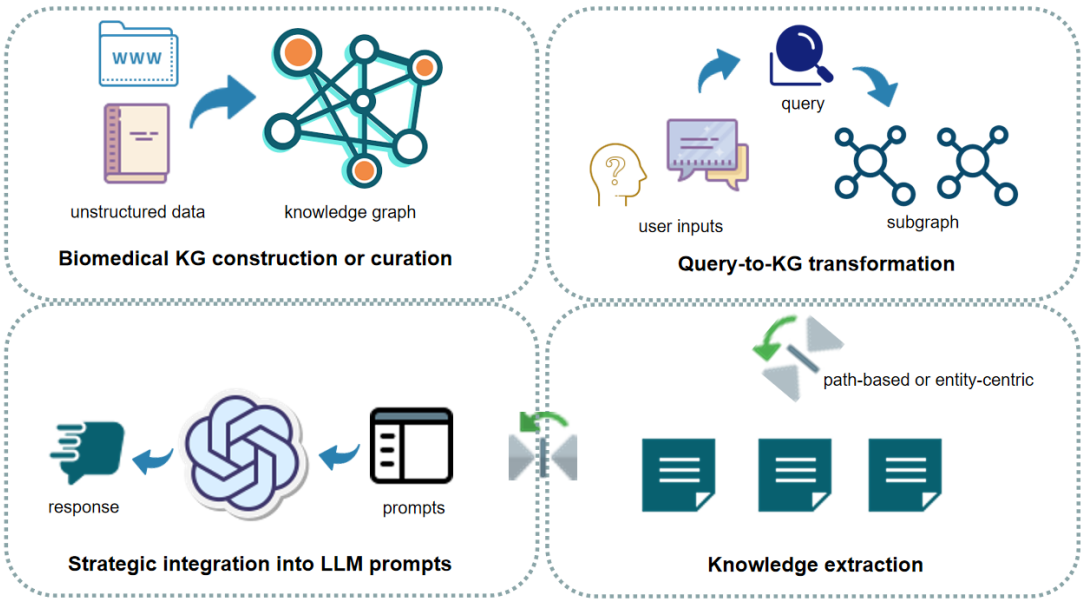


Figure 2: The Framework of Knowledge Graphs Based Biomedical RAG

Multi-modal Retrieval

Multimodal biomedical RAG represents an advanced approach to healthcare AI that integrates LLMs with multiple types of data inputs beyond text, such as medical images, electrocardiogram (ECG), and other clinical measurements. These systems can enhance

diagnostic accuracy and clinical decision support by leveraging the complementary strengths of different data modalities, retrieving relevant information from specialized knowledge bases, and generating comprehensive insights that would be impossible to achieve with single-modality approaches³. As shown in Table 5, multimodal biomedical RAG systems have been successfully deployed for amblyopia detection²¹⁴, prescription label interpretation²⁰⁷, lung cancer staging²¹⁰, digital pathology analysis¹⁶¹, and automated radiology report generation^{177,198,224,225,237}.

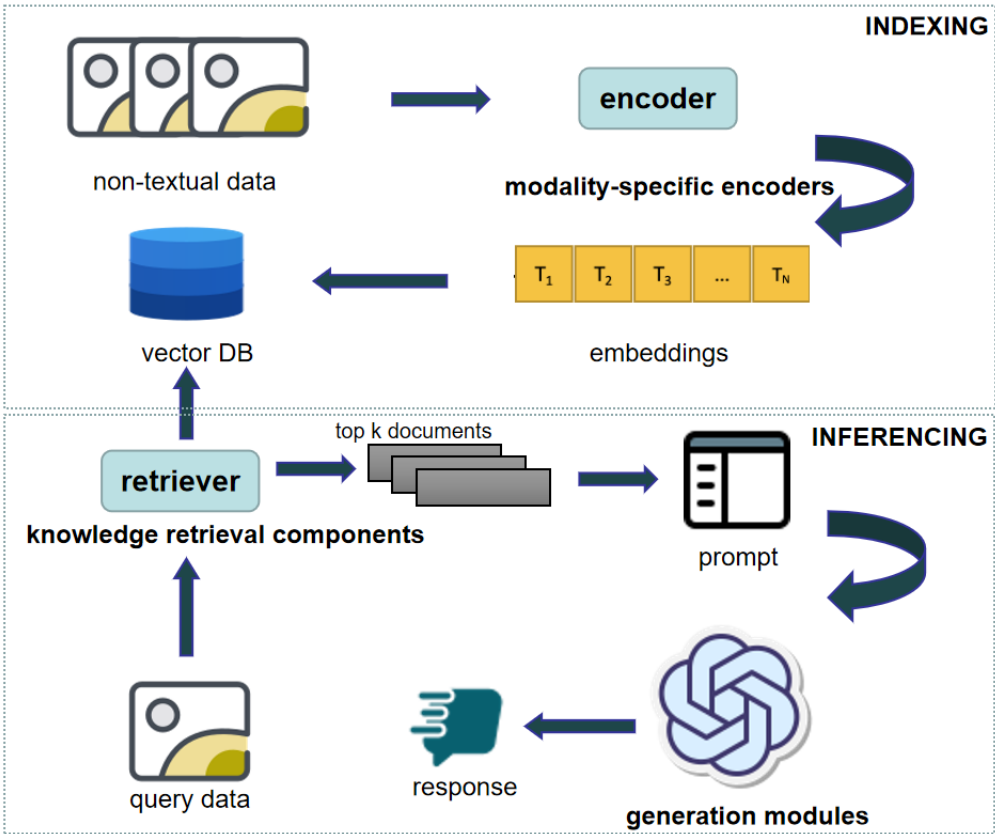


Figure 3: Architectural workflow of multimodal biomedical RAG system

Table 5: Multimodal Biomedical RAG Systems

Model	Task	Modalities	Year
Ranjit <i>et al.</i> ¹⁷⁷	Chest X-Ray report generation	Chest X-ray and text	2023
FactMM-RAG ¹⁹⁸	Radiology report generation	X-Ray and text	2024
MMed-RAG ²²⁴	Medical VQA & Report generation	Medical images and text	2024
MEAG ²¹⁴	Amblyopia diagnosis	Eye tracking and text	2024
Tozuka <i>et al.</i> ²¹⁰	Lung cancer staging	CT findings and TNM classifications	2024
GPT4DFCI-RAG ¹⁶¹	Digital pathology QA	Pathology images and text	2024
Raminedi <i>et al.</i> ¹⁷⁶	Radiology report generation	X-ray images and text	2024
RULE ²²⁵	Medical VQA & Report generation	Medical images and text	2024
Thetbanthad <i>et al.</i> ²⁰⁷	Prescription label identification	Image (labels) and text	2025
Hu <i>et al.</i> ⁸⁶	Pathology report generation	Whole slide images and text	2025
STREAM ²³⁷	Chest X-ray report generation	Chest X-ray and text	2025

Figure 3 illustrates the architectural workflow of a multimodal biomedical RAG system. The key distinction between multimodal biomedical RAG and traditional biomedical RAG lies in data input diversity and processing architecture. While traditional RAG systems primarily process textual queries to retrieve text-based medical knowledge, multimodal RAG incorporates and processes non-textual data (images, sensor readings, etc.) alongside text, requiring specialized encoders for each modality to meaningfully integrate these diverse inputs³. The basic framework of multimodal biomedical RAG typically consists of: (1) **modality-specific encoders** (e.g., Vision Transformers³¹ for images, specialized encoders for time-series data³¹); (2) **knowledge retrieval components**

that access domain-specific databases based on multimodal query representations; and (3) **generation modules** that synthesize comprehensive outputs informed by both the multimodal inputs and retrieved knowledge. For instance, Ranjit *et al.* ¹⁷⁷, FactMM-RAG ¹⁹⁸ and STREAM ²³⁷ use multimodal embeddings for retrieval of relevant candidate radiology text to generate Chest X-Ray report. MMed-RAG ²²⁴ and RULE ²²⁵ build a multimodal RAG system for Medical Visual Question Answering (Medical VQA) and report generation. The MEAG ²¹⁴ system uses specialized encoders for eye movement data alongside text, Raminedi *et al.* ¹⁶¹ employ Vision Transformers as encoders for radiological images with cross-attention mechanisms for fusion with text, while Thetbanthad *et al.* ²⁰⁷ first converts prescription label images to text through OCR before retrieving relevant pharmaceutical information from DrugBank.

Reranker

Rerankers in biomedical RAG systems serve as intermediary components that refine and prioritize the relevance of initially retrieved documents before they are processed by the generative models ¹⁸⁹. Positioned between retrievers and generators, rerankers apply sophisticated algorithms to re-score and re-order candidate documents based on their contextual relevance to the query, effectively functioning as a second-stage filtering mechanism that enhances the precision of information ultimately provided to the generation component. By prioritizing the most pertinent information, rerankers help to minimize hallucinations and improve the veracity of generated outputs.

Biomedical RAG rerankers can be categorized into distinct types based on their underlying methodologies. **Statistical rerankers** apply traditional information retrieval techniques; for instance, ClinIQIR ² and MEDRAG ⁵ both implement Reciprocal Rank Fusion (RRF) to combine multiple retrieval signals, while DRAGON-AI ²⁰⁸ employs Maximal Marginal Relevance (MMR) to balance relevance with diversity. **Content-based rerankers**, in contrast, focus on content similarity; notably, WeiseEule ⁵ introduces a keyword frequency-based ranking system specifically designed for biomedical literature retrieval. **Model-based rerankers** employ transformer architectures to perform contextual relevance assessment; specifically, PodGPT ⁹³ uses a general embedding model (bge-reranker-large) for scientific literature retrieval, whereas the CHA2DS2-VASc risk factor extraction system ⁴ utilizes a specialized cross-encoder model known as BGE M3-Embedding ³⁰ to enhance clinical document relevance scoring. Within this category, some domain adaptation retrievers incorporate a reranker as a component of their model; for example, MedCPT ⁹⁶ trains a specific reranker denoted as CrossEnc. Additionally, **LLM-based rerankers** leverage foundation models' reasoning capabilities; GNQA ⁴⁰ employs GPT-3.5/4/4o as zero-shot binary classifiers for relevance determination, and LmRaC ³⁸ implements an LLM-based paragraph usefulness assessment with a minimum threshold score of 7. (on a 10 point scale). Finally, **hybrid approaches** combine multiple strategies to enhance performance. For example, Clinfo.ai ¹⁴⁰ combines LLM classification with BM25 to re-rank retrieved articles.

Generation

The generation component represents the last element in biomedical RAG systems, responsible for synthesizing retrieved information into human-like responses that address user queries. In biomedical contexts, this process requires balancing natural language fluency with domain-specific accuracy, as generated content often informs healthcare decisions ¹²¹. This section examines various generation models employed in recent biomedical RAG studies.

Current generation models employed in biomedical RAG systems can be categorized into three distinct classes based on their development approach and specialization: general-domain open-source models, commercial proprietary models, and biomedical-specialized models. These categories present different trade-offs in terms of accessibility, customization potential, and domain-specific performance. Table 6 showcases representative models from each category and highlights recent studies that utilize these models. It is important to note that our analysis of biomedical-specialized LLMs focuses specifically on models trained directly on biomedical or healthcare corpora, deliberately excluding applications developed through prompt engineering or Chain-of-Thought (CoT) methodologies.

As shown in Table 6, the majority of LLMs employ decoder-only architectures, with T5 being a notable exception. This architectural preference stems from several inherent advantages for generative tasks, particularly the natural suitability for next-token prediction and significantly improved parameter efficiency ²⁴⁶. Among open-source LLMs, LLaMa 2 ²⁰⁹ is the most popular, with 15 biomed-

cal applications built upon it. LLaMa 3⁶, Mistral 7B¹⁵⁴, and T5¹⁷⁵ are also widely used. These open-source LLMs have various sizes, from 0.06B (T5) to 671B (Deepseek R1), providing flexible options for building Biomedical RAG systems. Recently, several powerful general open-source LLMs have emerged, including, Mistral Small 3.1¹⁵⁵ and Gemma 3⁷¹. Although we have not found these newer models being used for biomedical RAG systems in our survey, we believe they show promise due to their outstanding performance in general domain tasks.

For commercial LLMs, the ChatGPT series APIs maintain a dominant position, presumably attributable to their superior performance. Nevertheless, several studies have demonstrated that Claude and Gemini achieve comparable efficacy when implemented in biomedical RAG applications^{83,118,216}, thereby offering viable alternatives to ChatGPT. Furthermore, it is noteworthy that both DeepSeek and Mistral have established dual accessibility paradigms: providing open-source parameters for their base models while simultaneously offering commercial API services.

In contrast to open-source and commercial LLMs, biomedical specialized LLMs have been relatively underutilized in biomedical RAG applications. Recent studies^{10,165,241} have demonstrated that within RAG frameworks, biomedical specialized LLMs do not consistently outperform open-source alternatives with statistical significance. Thus, the more effective methodologies for leveraging biomedical specialized LLMs within retrieval-augmented generation frameworks remain an area requiring substantial further investigation.

Table 6: Taxonomic Classification of LLMs for Embedding Applications

Model	Parameters	Architecture	Studies
Open-Source LLMs			
T5 ¹⁷⁵	0.06-11B	Encoder-Decoder	VAIV ¹¹⁴ , CLEAR ¹³⁹ , DR.KNOWS ⁶³
ChatGLM3 ⁶⁹	6B	Decoder-only	COPD ²⁴³ , ChatZOC ¹⁴³
LLaMA 2 ²⁰⁹	7-70B	Decoder-only	Guo <i>et al.</i> ⁷⁵ , KREIMEYER <i>et al.</i> ¹¹⁶ , CaLM ¹⁶⁷ , MMRAG ²⁴⁰ , Yu <i>et al.</i> ²³⁸ , RAMIE ²⁴¹ , EyeGPT ³² , KG-RAG ¹⁹³ , JMLR ²¹⁸ , BiomedRAG ¹²⁷ , Self-BioRAG ⁹² , CaLM ¹⁶⁷ , Du <i>et al.</i> ⁴⁸ , SurgeryLLM ¹⁶² , Kreimeyer <i>et al.</i> ¹¹⁶
LLaMA 3 ⁶	8-70B	Decoder-only	MMRAG ²⁴⁰ , Fatharanihttps <i>et al.</i> ⁵³ , RAMIE ²⁴¹ , Woo <i>et al.</i> ²²¹ , RAG-HPO ⁶⁶ , i-MedRAG ²³¹ , Hewitt <i>et al.</i> ⁸³ , PodGPT ⁹³ , SurgeryLLM ¹⁶²
Phi-3 Mini ¹⁵³	3.8B	Decoder-only	Fatharanihttps <i>et al.</i> ⁵³
Mistral 7B ¹⁵⁴	7B	Decoder-only	Boulos <i>et al.</i> ¹⁰⁹ , RAMIE ²⁴¹ , Woo <i>et al.</i> ²²¹ , RAGPR ²⁴⁷ , LITURAt ¹⁶⁸ , Kreimeyer <i>et al.</i> ¹¹⁶
QWen ¹⁷⁴	32B	Decoder-only	NEKO ²²⁸ , Thetbanthad ²⁰⁷
Baichuan ²¹⁵	7-13B	Decoder-only	ChatZOC ¹⁴³
Falcon ¹¹	7-180B	Decoder-only	AskFDALabel ¹⁸ , CaLM ¹⁶⁷
Zephyr ²¹²	7B	Decoder-only	Moser <i>et al.</i> ¹⁵⁸
AceGPT ⁸⁸	7-13B	Decoder-only	InfectA-Chat ¹⁸⁵
Gemma ⁶¹	1-27B	Decoder-only	PodGPT ⁹³
Deepseek R1 ⁴³	671B	Decoder-only	Feng <i>et al.</i> ⁵⁴
Commercial LLMs			

Continued on next page

Table 6 continued from previous page

Model	Parameters	Architecture	Studies
ChatGPT-3.5/4/o ¹⁶⁴	Proprietary	Decoder-only	Woo et al. ²²¹ , RAGPR ²⁴⁷ , ChatZOC ¹⁴³ , KG-RAG ¹⁹³ , Clinfo.ai ¹⁴⁰ , Yu et al. ²³⁸ , ChatENT ¹³⁸ , CaLM ¹⁶⁷ , Rau et al. ¹⁷⁹ , Endo-chat ⁵⁸ , BiomedRAG ¹²⁷ , Lu ¹⁴¹ , Tan ¹⁴ , GNQA ³⁹ , Puts ¹⁷² , DRAGON-AI ²⁰⁸ , Choi ³⁴ , RISE ²¹⁶ , Du et al. ⁴⁸ , i-MedRAG ²³¹ , Hewitt et al. ⁸³ , RECTIFIER ²¹³ , Kainer et al. ¹⁰⁶ , Gong et al. ⁷⁰ , VAIA ¹¹⁴ , RareDxGPT ²³⁹ , Selcuk et al. ¹⁸⁵ , FAVOR-GPT ¹²⁹ , Markey et al. ¹⁴⁷ ,
Claude-3.5 ¹⁷	Proprietary	Decoder-only	Woo et al. ²²¹ , RISE ²¹⁶ , Hewitt et al. ⁸³
Gemini ⁷²	Proprietary	Multimodal	Upadhyaya et al. ²¹⁴ , Tozuka et al. ²¹⁰ , MEREDITH ¹¹⁸
Biomedical Specialized LLMs			
MedAlpaca ⁷⁸	7-13B	LLaMA-based	RAMIE ²⁴¹
PMC-LLaMA ²²²	7B	LLaMA-based	RAMIE ²⁴¹ , BiomedRAG ¹²⁷ , Ozaki et al. ¹⁶⁵
BioMistral ¹¹⁷	7B	Mistral-based	RAMIE ²⁴¹ , pRAGe ²⁷
MEDITRON ³³	7-70B	LLaMA-based	Ozaki et al. ¹⁶⁵ , Alkaeed et al. ¹⁰
Meerkat ¹¹²	7B	Mistral-based	Sohn et al. ¹⁹¹

Domain Adaptation

Domain adaptation in biomedical RAG systems constitutes a methodological framework that can be strategically implemented across various RAG pipeline stages to optimize performance for medical applications¹⁸⁸. This approach facilitates enhanced performance on biomedical tasks while simultaneously preserving the fundamental capabilities inherent to foundation models. Based on our systematic analysis of the literature, we propose a taxonomy of domain adaptation techniques categorized according to their implementation within specific RAG pipeline components.

Retriever Stage Adaptation. Specialized retrieval components constitute the initial layer of domain adaptation, wherein techniques such as contrastive learning (implemented in Contriever⁹¹ and MedCPT⁹⁶) enable the development of more semantically rich biomedical embeddings. These adaptations augment the system's capacity to identify and retrieve pertinent medical documents through enhanced comprehension of domain-specific terminology and conceptual relationships. Additional retriever adaptation methodologies include continued pre-training on biomedical corpora (as demonstrated in BMRETRIEVER²³³) and domain-specific architectural modifications (exemplified by LADER⁹⁷ with PubMedBERT initialization). These approaches substantially enhance retrieval precision for specialized medical literature, effectively mitigating the lexical and semantic disparities between general and biomedical language domains.

Reranker Stage Adaptation. The reranking phase presents a subsequent opportunity for domain specialization, employing methodologies such as the development of dedicated biomedical rerankers (e.g., MedCPT's CrossEnc reranker⁹⁶) and the implementation of domain-specific scoring mechanisms (e.g., BiomedRAG's chunk scorer¹²⁷). Notably, the aforementioned **Model-based rerankers** and **LLM-based rerankers** (Sec) can be conceptualized as domain adaptation strategies operationalized within the reranking stage. These specialized rerankers, trained with domain-specific datasets and optimization objectives tailored to biomedical document ranking, significantly enhance the system's capacity to prioritize documents based on domain-relevant criteria. Furthermore, they facilitate the identification of subtle domain-specific signals that general models typically fail to detect, thereby improving retrieval precision for specialized medical queries.

LLM Stage Adaptation. At the generation stage, adaptation of the language model itself through methodologies such as fine-tuning (MEDGENIE⁵⁷, SeRTS⁸⁷), parameter-efficient approaches like Low-Rank Adaptation (LoRA) (implemented in AskFDALA-

bel¹⁸), and continued pre-training (RALL⁷⁵, ChatENT¹³⁸) enables more accurate synthesis and explication of biomedical information. JLMR²¹⁸ joint train LLM and retrieval model, which enhances biomedical RAG’s ability to retrieve clinical guidelines and leverage medical knowledge to reason and answer questions. These adaptations enhance the model’s comprehension of domain knowledge, facilitate the generation of appropriate medical terminology, and help improve factual accuracy in response generation. This multi-level adaptation framework creates biomedical RAG systems that leverage the general capabilities of foundation models while incorporating the specialized knowledge representation and reasoning patterns essential for healthcare and life sciences applications. Through the strategic application of adaptation techniques at each stage of the RAG pipeline, these systems achieve enhanced precision, improved contextual understanding, and more reliable generation of biomedical information, ultimately advancing the state-of-the-art in biomedical information retrieval and synthesis.

DATASETS

The evaluation and development of biomedical RAG systems rely heavily on appropriate datasets. In this section, we present a comprehensive overview of datasets commonly used in biomedical RAG research, categorizing them into two main types: knowledge source datasets and medical task datasets. This categorization reflects the dual nature of RAG systems, which require both comprehensive knowledge bases and task-specific evaluation benchmarks.

Knowledge Source Datasets

The effectiveness of biomedical RAG systems considerably depends on the quality, comprehensiveness, and diversity of their knowledge sources^{52,65}. These knowledge repositories serve as the informational backbone from which these systems retrieve and synthesize medical content. High-quality knowledge sources can improve the generated responses, making them not only relevant but also reflect the current biomedical consensus and best practices^{89,92,138}.

Biomedical knowledge spans multiple dimensions—from basic science research to clinical guidelines, from pharmaceutical data to standardized medical terminology. To address this complexity, effective biomedical RAG systems integrate diverse knowledge sources that complement each other in scope, specialization, and format. This integration enables systems to comprehensively address the multifaceted nature of medical queries^{5,233}.

Table 7 shows the public knowledge source utilized in the surveyed studies. Among these sources, PubMed, UMLS²⁴, PMC, and Medical textbooks⁹⁴ demonstrate predominant adoption, primarily attributable to their comprehensive coverage of biomedical concepts and extensive document collections. Additionally, we notice that several studies^{34,48,247} have implemented biomedical RAG systems based on proprietary clinical data that is unpublished due to privacy concerns, while another subset of studies^{19,88,119,149,186,232} focus on a specific medical specialty, wherein specialized medical guidelines about particular clinical specialties are leveraged for constructing a targeted knowledge source.

Table 7: Comprehensive Medical Knowledge Sources

Source	Type	Description	Studies
MIMIC-IV ¹⁰²	EHR	Decade of hospital admissions between 2008 and 2019 with data from about 300K patients and 430K admissions	Moser et al. ¹⁵⁸
PubMed	Literature	Repository of over 36 million biomedical research citations and abstracts, containing about 4.5B words	Clinifo.ai ¹⁴⁰ , MEDRAG ²³⁰ , Self-BioRAG ⁹² , JMLR ²¹⁸ , Ascle ²³⁶ , RISE ²¹⁶ , MEREDITH ¹¹⁸ , LITURat ¹⁶⁸ , DR.KNOWS ⁶³ , Aftab ⁵ , CliniqIR ² , PM-Search ⁹⁸ , Kreimeyer ¹¹⁶ , Kim ¹¹⁴

Continued on next page

Table 7 continued from previous page

Source	Type	Description	Studies
PMC	Literature	8 million full-text biomedical and life sciences articles with free access, about 13.5B words	Self-BioRAG ⁹² , Soong et al. ¹⁹⁵ , PodGPT ⁹³
TripClick ¹⁸⁰	Literature	Biomedical literature search and retrieval dataset	LADER ⁹⁷
GNQA ³⁹	Literature	3000 peer reviewed publications on on aging, dementia, Alzheimer's and diabetes	GNQA ³⁹
UMLS ²⁴	Knowledge Base	2 million entities for 900K biomedical concepts	BiomedRAG ¹²⁷ , CLEAR ¹³⁹ , Guo ⁷⁵ , CliniqIR ²
ICD-10 ²⁹	Knowledge Base	International statistical classification of diseases and related health problems	Puts et al. ¹⁷²
HPO ¹⁰¹	Knowledge Base	Human phenotype ontology	Albayrak et al. ⁸ , RAG-HPO ⁶⁶ , Kainer ¹⁰⁶
MeSH	Taxonomy	Hierarchical organization of biomedical and health-related topics	BMRETRIEVER ²³³
AlzKB ¹⁵⁰	Knowledge Graph	Knowledge graph for Alzheimer's disease research	ESCARGOT ¹⁵⁰ , KRAGEN ¹⁵¹
DrugBank ²²⁰	Database	Comprehensive database integrating detailed drug data with drug target information	BMRETRIEVER ²³³ , Kim ¹¹⁴
SPOKE ¹⁵⁷	Knowledge Graph	Integrating more than 40 publicly available biomedical knowledge sources of separate domains	KG-RAG ¹⁹³
COD ¹⁴³	Knowledge Base	Comprehensive ophthalmic dataset	ChatZOC ¹⁴³
HEALIE KG ¹⁰⁷	Knowledge Graph	Drawing from various medical ontologies, resources, and insights from domain experts	KAKALOU et al. ¹⁰⁷
ADRD Care-giving ¹⁶⁷	Corpus	Collection of resources supporting Alzheimer's disease caregivers	CaLM ¹⁶⁷
StatPearls ²⁰	Clinical Guide	Collection of 9,330 clinical decision support articles available through NCBI Bookshelf	MEDRAG ²³⁰ , i-MedRAG ²³¹
Medical Textbooks ⁹⁴	Educational	18 core medical textbooks commonly used in USMLE preparation	MEDRAG ²³⁰ , Self-BioRAG ⁹² , JMLR ²¹⁸ , i-MedRAG ²³¹
Ophthalmology textbooks ³²	Educational	14 specialized ophthalmology textbooks	EyeGPT ³²
CheXpert ⁹⁰	Image-Report	224,316 chest radiographs with associated reports	CLEAR ¹³⁹

Medical Task Datasets

Medical task datasets represent essential benchmarking instruments for evaluating RAG systems within healthcare applications^{80,134}. These datasets simulate real clinical information challenges, providing structured frameworks to assess how systems process, interpret, and generate medical content.

These evaluation datasets can be systematically categorized according to distinct information-handling processes in the biomedical domain: biomedical information extraction, entity recognition, question answering (QA), biomedical multiple-choice examination, dialogue, and generation tasks. Table 8 presents a comprehensive overview of the evaluation datasets employed across the surveyed biomedical RAG systems. Apart from works that make use of public biomedical datasets, several research groups^{60,197,216} in favor of human-curated questions, designing proprietary data for evaluation, and inviting healthcare professionals (e.g., physicians or nurses) to conduct assessments.

Table 8: Comprehensive Biomedical Tasks Datasets

Dataset	Year	Task	Studies
ChemProt ²⁰¹	2010	Information Extraction	BiomedRAG ¹²⁷ , ChemProt
DDI ¹⁸⁴	2013	Information Extraction	BiomedRAG ¹²⁷ , ChemProt
NCBI ⁴⁷	2014	Entity Recognition	GeneGPT ⁹⁹ , NetMe ⁴⁶ , RT ¹²⁸
BioASQ ²¹¹	2015	Information Retrieval	BMRETRIEVER ²³³ , SeRTS ⁸⁷
MIMIC-III ¹⁰⁴	2016	Text Summarization	DR.KNOWS ⁶³ , CliniqIR ²
BC5CDR ¹²⁵	2016	Entity Recognition	RT ¹²⁸
DC3 ⁴⁹	2019	Diagnostic classification	CliniqIR ²
MIMIC-CXR ¹⁰³	2019	Text Summarization	Ascle ²³⁶
MedQuAD ²²	2019	QA	Ascle ²³⁶
PubMedQA ⁹⁵	2019	Multiple-choice	BMRETRIEVER ²³³ , Liévin et al. ¹³² , PodGPT ⁹³
MMLU ⁸¹	2021	Multiple-choice	Self-BioRAG ⁹² , JMLR ²¹⁸ , i-MedRAG ²³¹ , InfectA-Chat ¹⁸⁵ , PodGPT ⁹³
MedQA ⁹⁴	2021	Multiple-choice	Self-BioRAG ⁹² , JMLR ²¹⁸ , Ascle ²³⁶ , Liévin et al. ¹³² , i-MedRAG ²³¹ , PodGPT ⁹³
HealthSearchQA ¹⁸⁷	2022	QA	
MedMCQA ¹⁶⁶	2022	Multiple-choice	Self-BioRAG ⁹² , JMLR ²¹⁸ , Ascle ²³⁶ , Liévin et al. ¹³² , EyeGPT ³² , PodGPT ⁹³
ChatDoctor ¹³¹	2023	Dialogue	EyeGPT ³²
MedAlpaca ⁷⁸	2023	Dialogue	EyeGPT ³²
GeneTuring ⁸⁵	2023	Genomics QA	GeneGPT ⁹⁹
GIT ¹²⁶	2023	Information Extraction	BiomedRAG ¹²⁷
MIRAGE ²³⁰	2024	Multiple-choice & QA	MEDRAG ²³⁰
MedExpQA ¹²	2024	Multilingual Medical QA	MedExpQA ¹² , PodGPT ⁹³
PubMedRS-200 ¹⁴⁰	2024	Medical QA	Clinifo.ai ¹⁴⁰
MedicineQA ⁸⁹	2024	Multi-round dialogue	RagPULSE ⁸⁹
CELLS ⁷⁵	2024	Lay language generation	Guo ⁷⁵

APPLICATIONS

The application of RAG in the biomedical domain represents a significant advancement in healthcare informatics, combining the strengths of LLMs with domain-specific knowledge retrieval. This integration helps mitigate challenges inherent to healthcare applications—factual accuracy, domain specificity, knowledge recency, and explainability—that conventional generative AI approaches struggle to overcome¹³⁵. In this section, we analyze key healthcare domains where biomedical RAG systems have demonstrated substantial utility and are organized according to their functional contributions to clinical practice, precision medicine, and healthcare knowledge dissemination.

Clinical Decision Support Systems

Medical Question Answering

Medical question-answering systems provide clinicians and patients with access to accurate healthcare information at the point of need¹⁹³. This application is essential because it enables rapid retrieval of evidence-based information, supporting clinical decision-making while reducing the cognitive load on healthcare providers and improving information access for patients with varying levels

of health literacy.

Recent advancements have produced several sophisticated medical QA systems with distinctive approaches to knowledge retrieval. Clinfo.ai¹⁴⁰ provides evidence-based healthcare QA by retrieving information from trusted sources like PubMed using the Entrez API, ensuring responses reflect current medical evidence. RALL⁷⁵ employs Dense Passage Retriever to generate lay language explanations of medical concepts, addressing the critical need for accessible medical information. Self-BioRAG⁹² implements the MedCPT retriever with self-reflection techniques to improve accuracy for complex clinical questions with multiple components, while WeiseEule⁵ integrates multiple retrievers (MedCPT, BioBERT, BioGPT) with Pinecone DB to handle diverse medical information needs across specialties. These medical QA systems collectively demonstrate RAG's potential for healthcare information access, providing contextually relevant, evidence-based responses to complex medical queries for both clinical decision support and patient education.

Diagnostic and Treatment Decision Support

Diagnostic and treatment decision support systems assist clinicians in navigating complex clinical pathways through evidence retrieval and synthesis²⁰⁰. They can help healthcare providers identify relevant evidence, recognize patterns, and identify appropriate interventions, ultimately improving diagnostic accuracy and treatment selection while reducing cognitive biases and diagnostic errors.

Several innovative implementations showcase RAG's potential in clinical decision support across medical specialties. Expert-Guided LLMs¹¹⁸ support specialized decision-making in precision oncology by retrieving relevant genomic information and matching it with treatment guidelines and clinical trial data. DR.KNOWS⁶³ facilitates diagnostic prediction by connecting EHRs with medical knowledge repositories through knowledge graph-enhanced retrieval that models complex relationships between symptoms, diseases, and treatments. CliniqIR² combines MedCPT and BM25 retrieval to match patient symptoms with potential diagnoses, while SurgeryLLM¹⁶² delivers surgical decision support by retrieving relevant procedures, techniques, and complication data. REC-TIFIER²¹³ employs OpenAI Text-Embedding with Faiss for clinical trial screening, helping match heart failure patients with appropriate clinical trials by analyzing eligibility criteria against patient data. By connecting patient-specific data with evidence-based medical knowledge, these RAG systems significantly enhance clinical decision-making while reducing the cognitive burden on healthcare providers, potentially improving both efficiency and quality of care.

Rare Disease Identification and Management

Rare disease identification and management represents a particularly challenging healthcare domain due to limited literature, dispersed expertise, and complex symptom patterns¹⁴⁸. RAG systems are especially valuable in this context because they can aggregate and synthesize knowledge from diverse sources, helping clinicians recognize unusual patterns and connect them with appropriate diagnostic and management strategies for conditions they may encounter only rarely in clinical practice.

Recent research has produced several specialized rare disease applications leveraging different knowledge retrieval approaches. Zelin et al.²³⁹ developed a RAG system specifically focused on rare disease diagnosis, connecting uncommon symptom patterns with rare disease knowledge drawn from specialized databases. RAG-HPO⁶⁶ utilizes FastEmbed for automated deep phenotyping of rare genetic disorders, linking phenotypic observations with potential genetic causes through human phenotype ontology mapping. Yang et al.²³⁵ created RDguru, an intelligent conversational agent that employs a multi-source fusion diagnostic model combining GPT-4, PheLR, and phenotype matching strategies to significantly improve diagnostic recall for rare diseases. Some authors¹¹³ have also evaluated the capabilities of LLMs and RAG for phenotype-driven gene prioritization in rare genetic disease diagnosis. These applications demonstrate how RAG systems can effectively bridge knowledge gaps in rare disease management, connecting dispersed information to support timely diagnosis and appropriate treatment strategies for conditions where clinical expertise is often limited.

Clinical Report Generation

Automatic and semi-automatic report generation can help healthcare providers by significantly reducing the time they spend on documentation, allowing them to dedicate more time to patient care¹⁹⁰. A critical area of report generation is radiology, which involves image analysis, document consultation, and data evaluation⁷⁷. This process faces multiple challenges including ensuring factual accuracy, maintaining clinical relevance, minimizing hallucinations, and providing sufficient interpretability for clinical adoption⁹.

RAG frameworks have been proposed to address these challenges by grounding language generation in relevant retrieved content, resulting in more accurate and trustworthy outputs²²⁹. Recent works have demonstrated the effectiveness of RAG in this domain. For example, multimodally-aligned embeddings with general-domain LLMs such as GPT-4¹⁷⁸, ensuring relevant content retrieval and mitigating hallucinations while allowing customization based on clinical intent. To enhance interpretability, some authors⁷ proposed a multi-agent RAG framework utilizing concept bottleneck models that guide report generation with clinically meaningful concept vectors, bridging the gap between performance and explainability. RAG pipelines²³ have also been used to improve image-text matching techniques, incorporating semantic segmentation and triple contrastive loss, leading to more accurate and fluent reports with reduced errors. Differently, LaB-RAG¹⁹⁴ employs label-boosted retrieval by converting medical images into descriptive text labels, which are then used for text-based retrieval and report generation, bypassing the need for direct image processing by the LLM. Lastly, some authors¹⁹⁹ have proposed fact-aware multimodal retrieval strategies to address factual inconsistencies in generated reports by leveraging RadGraph-based factual mining and multimodal retrievers, ensuring high-quality reference retrieval and improved factual completeness.

Precision Medicine Applications

Genomic Medicine

Genomic medicine involves analyzing genetic data to inform clinical decision-making. The rapid knowledge evolution and inherent complexity in variant interpretation within genomic medicine impose significant cognitive burdens on clinicians, particularly given the exponential expansion of genomic information and the challenges in ascertaining variant pathogenicity²⁸.

Several innovative RAG applications address these challenges in genomic medicine through specialized knowledge retrieval. FAVOR-GPT¹²⁹ utilizes OpenAI Text-Embedding with Weaviate DB to facilitate genome variant annotations, connecting genetic variants with clinical significance and supporting evidence from multiple databases. Lu et al.¹⁴¹ developed a genomics analysis system using Azure AI Search with keyword matching for more accurate genetic variant interpretation within clinical contexts. RAG-HPO⁶⁶ connects clinical observations with genetic variants in rare disorders through sophisticated knowledge mapping, while JGCLLM⁶⁰ implements GLuCoSE-base-ja vectors to provide genetic counseling support that translates complex genomic findings into clinically meaningful information. By connecting genomic findings with clinical knowledge through sophisticated retrieval mechanisms, these RAG systems significantly improve the clinical application of genetic information, such as disease inference¹⁴¹ and phenotypic and genotypic analysis⁶⁶, while supporting more personalized treatment decisions in the emerging era of genomic medicine.

Personalized Health Management

Personalized health management, a tailored healthcare approach, involves generating individualized health information and recommendations based on patient-specific characteristics, preferences, and health status¹⁷³. This application mitigates a important healthcare challenge: the need for more effective and patient-centered care that optimizes treatment adherence, self-management, and health outcomes, in contrast to traditional standardized approaches that often fail to accommodate specific patient needs, literacy levels, and medical conditions.

Recent research has produced several personalized health management systems employing different knowledge retrieval strategies. HEALIE¹⁰⁷ leverages knowledge graphs to generate personalized medical content incorporating both clinical knowledge and

socio-economic factors relevant to individual patients. RISE²¹⁶ implements OpenAI Text-Embedding with FAISS to provide personalized responses to diabetes-related inquiries, helping patients navigate complex self-management requirements. A Dual RAG System¹¹⁹ combines dense retrieval and BM25 with language-specific tokenizers to support diabetes management across multiple languages, expanding access to personalized health information for diverse populations. RAP¹⁹ utilizes Amazon Titan Text Embeddings to provide personalized nutrition-related question answering, supporting dietary management for various health conditions. These personalized health management systems demonstrate RAG's ability to bridge the gap between complex medical information and individual patient needs through contextually relevant knowledge retrieval, ultimately supporting better self-management and improved health outcomes through personalized guidance.

Healthcare Education

Medical education and training systems support the development of healthcare professionals through evidence-based learning resources and simulated clinical experiences¹²³. These systems help address workforce needs by enabling more efficient knowledge acquisition, supporting the development of clinical reasoning skills, and allowing for personalized learning experiences that adapt to individual learner needs and knowledge gaps.

ChatENT¹³⁸ leverages Retrieval-Augmented Language Modeling (RALM) to support medical education in Otolaryngology-Head and Neck Surgery (OHNS). EyeGPT³² transforms a general LLM into an ophthalmology-specialized assistant through prompt engineering, fine-tuning with eye-specific terminology, and RAG from ophthalmology textbooks, supporting both medical education and patient inquiries. Sevgi et al.¹⁸⁶ developed targeted applications in ophthalmology, including "EyeTeacher" for generating educational questions and "EyeAssistant" for clinical support, both enhanced through the integration of clinical guidelines and peer-reviewed documents for retrieval. In nursing education, Zhao et al.²⁴⁴ leveraged RAG and semantic search technology to answer questions from the Chinese Nursing Licensing Exam, showing the potential for specialized knowledge retrieval in professional certification. By connecting learning objectives with relevant medical knowledge through sophisticated retrieval mechanisms, these RAG-based education systems serve as valuable educational aid tools for healthcare practice skill training.

Clinical Research

Clinical research application tools are designed to support clinical studies by enhancing efficiency, leveraging knowledge retrieval and synthesis to accelerate the development of medical knowledge and therapeutic innovations.⁶⁷.

Recent literature highlights several innovative RAG applications in clinical research leveraging different retrieval approaches. PodGPT⁹³ implements the BAAI embedding model for scientific literature retrieval informing research design and methodology development. LITURat¹⁶⁸ utilizes the Entrez API for PubMed retrieval, supporting scientific data analysis in clinical research through relevant literature identification. These applications showcase RAG's ability to optimize and improve the clinical research process through intelligent knowledge retrieval, highlighting its potential as a valuable tool for both research and education, and ultimately accelerating the translation of research findings into clinical practice.

CHALLENGES AND FUTURE DIRECTION

Trustworthiness

Recent research indicates that RAG systems can be both maliciously and unintentionally manipulated to produce unreliable decisions and potentially harm humans^{44,52}. Such vulnerabilities are particularly unacceptable in the biomedical domain due to the potential for severe consequences.

Several dimensions of trustworthiness in biomedical RAG systems raise critical concerns. **Robustness** refers to the system's ability to exclude malicious content introduced by attackers or filter inadvertent misinformation contained in web corpora that might contaminate the knowledge source⁶⁵. Although certain re-ranking methodologies described in Section can partially mitigate these issues, significant challenges remain in biomedical RAG applications. **Explainability** requires a comprehensive understanding of user intent to generate reliable responses aligned with ground-truth documents. A notable challenge emerges from diverse linguistic styles in input information, creating misalignment between user queries and knowledge sources. For instance, in medical QA systems, users may formulate queries in conversational language while knowledge sources are typically based on academic

publications¹²¹. This linguistic discrepancy poses substantial challenges for biomedical information retrieval, consequently diminishing the performance of biomedical RAG systems. **Fairness** dictates that trustworthy RAG systems must avoid discriminatory outputs during the generation process. Due to the uneven distribution of demographic attributes in training corpora⁸⁰, which may be present in both the pre-training data of LLMs and the knowledge sources utilized in RAG systems, biomedical RAG applications are susceptible to intrinsic biases. Addressing the fairness concerns also represents an important direction for future research.

Multilinguality

Among our surveyed publications, English remains the dominant language in all Biomedical RAG systems. This predominance is primarily attributed to the dominance of English in public biomedical knowledge repositories and medical task datasets. The performance of biomedical RAG systems in other languages, particularly those with limited resources, remains inadequately explored^{100,160}. This fact presents two significant challenges in the development of multi-lingual biomedical RAG systems.

First, training LLMs specialized in low-resource languages is inherently difficult, which diminishes the generative capabilities of Biomedical RAG in other linguistic contexts. Second, the scarcity of available knowledge sources in non-dominant languages significantly constrains the augmentation potential afforded by knowledge retrieval mechanisms. Although some researchers have attempted to address this limitation through synthetic data generated by LLMs or translated from resource-rich languages¹⁵⁶, consistent and sustained efforts are still required to overcome this challenge in multilingual biomedical information retrieval and generation.

Multimodality

Another challenge lies in extending retrieval capabilities beyond textual data to encompass multi-modalities highly prevalent in the biomedical domain, including images (e.g. X-ray^{103,133,169}), time series (e.g. ECG²³⁸), sound recordings (e.g. lung sounds recorded⁵⁶), and video⁷⁶. Among the studies we identified, the overwhelming majority focus exclusively on text-based retrieval, with only a limited subset addressing image-based retrieval, while other modalities remain largely unexplored. Multi-modal data presents several intractable challenges for retrieval systems. For instance, in medical imaging, although we can utilize a visual encoder model as a retriever, high intra-class variance significantly complicates image retrieval processes²⁴⁸. Specifically, identical medical conditions can manifest with remarkable heterogeneity across visual representations; for instance, images of histologically identical tumors may exhibit substantially different morphological characteristics when visualized across different patients or at varying stages of disease progression. Attention also should be paid to developing cross-modal RAG in the Biomedical domain and improving its accuracy and trustworthiness in the future.

Restricted Computing Resources

The application of RAG in the biomedical domain faces significant limitations due to computing resource constraints, which restrict its utility in practical scenarios. Within the RAG framework, LLMs play a crucial role in contextual understanding and human-like response generation based on retrieved knowledge⁵². However, these models typically require high-performance computing clusters to operate effectively. For instance, the minimum deployment unit of DeepSeek V3's decoding stage consists of 40 nodes with 320 GPUs⁴².

Empirical research consistently demonstrates that LLMs with larger parameter counts generally exhibit superior capacity for understanding and generation tasks^{26,84}. Nevertheless, in real-world healthcare environments such as hospitals, maintaining high-performance computing infrastructure is often impractical and cost-prohibitive. Several promising approaches have emerged to address these constraints. One solution involves developing smaller, distilled LLMs derived from their larger counterparts²³⁴. Models such as QWQ¹⁷⁴ and Mistral Small 3.1¹⁵⁵ demonstrate competitive performance despite having significantly reduced parameter counts. Applying Portable LLMs¹¹¹ as generation models is also a promising method. Another viable approach incorporates RAG systems that combine local knowledge bases with external LLM API services. This hybrid configuration presents an acceptable compromise when computing resources are limited, although it introduces potential privacy concerns, as local data must be transmitted to commercial providers for response generation.

Privacy

Privacy concerns in biomedical RAG systems exist throughout both retrieval and generation processes. During knowledge retrieval, reference documents frequently contain patients' clinical histories, which may include personally identifiable information that individuals would prefer to keep confidential¹⁵². Such information handling might not comply with stringent regulatory frameworks such as the General Data Protection Regulation³⁷ and the Health Insurance Portability and Accountability Act¹. Furthermore, the generation phase presents additional challenges, particularly when utilizing commercial LLMs for biomedical RAG development. This approach necessitates the transmission of sensitive data across the internet, significantly increasing the risk of data breaches and unauthorized access. Consequently, developing biomedical RAG systems with robust privacy-preserving mechanisms remains a critical direction for future research endeavors.

CONCLUSION

In conclusion, this comprehensive survey has provided a detailed overview of the application of RAG in the biomedical domain. It has examined the basic framework of biomedical RAG and discussed its retriever, reranker, and generation modules, as well as explored KG-enhanced biomedical RAG and multi-modal biomedical RAG. The survey has also explored clinical applications where biomedical RAG can be applied and reviewed recent studies in this field. Additionally, the paper has identified key challenges, including trustworthiness, multilingual capabilities, multimodal integration, limited computational resources, and privacy concerns. Overall, this work provides researchers and practitioners with a thorough understanding of the current state of biomedical RAG systems, ultimately contributing to the development of more accurate, accessible, and impactful healthcare AI systems that can meaningfully enhance patient care through evidence-based information access and support.

REFERENCES

- [1] A. Act. 1996. Health Insurance Portability and Accountability Act of 1996. , 191 pages. <https://www.hhs.gov/hipaa/> [Online; accessed March 26, 2025].
- [2] T. Abdullahi, L. Mercurio, R. Singh, and C. Eickhoff. 2024. Retrieval-Based Diagnostic Decision Support: Mixed Methods Study. *JMIR Medical Informatics* 12 (June 2024), e50209. <https://doi.org/10.2196/50209>
- [3] Mohammad Mahdi Abootorabi, Amirhosein Zobeiri, Mahdi Dehghani, Mohammadali Mohammadkhani, Bardia Mohammadi, Omid Ghahroodi, Mahdieh Soleymani Baghshah, and Ehsaneddin Asgari. 2025. Ask in Any Modality: A Comprehensive Survey on Multimodal Retrieval-Augmented Generation. arXiv:2502.08826 [cs.CL] <https://arxiv.org/abs/2502.08826>
- [4] P. Adejumo, P. Thangaraj, S. V. Shankar, L. S. Dhingra, A. Aminorroaya, and R. Khera. 2024. Retrieval-Augmented Generation for Extracting CHA2DS2-VASc Risk Factors from Unstructured Clinical Notes in Patients with Atrial Fibrillation. medRxiv [Preprint]. <https://doi.org/10.1101/2024.09.19.24313992> PMID: 39371151; PMCID: PMC11451809.
- [5] W Aftab, Z Apostolou, K Bouazoune, and T Straub. 2024. Optimizing biomedical information retrieval with a keyword frequency-driven prompt enhancement strategy. *BMC Bioinformatics* 25, 1 (27 Aug 2024), 281. <https://doi.org/10.1186/s12859-024-05902-7>
- [6] Meta AI. 2024. Llama 3: 70B high-performance open language models. *Meta AI Research* (2024). <https://ai.meta.com/llama/papers-and-research/>
- [7] Hasan Md Tusfiquir Alam, Devansh Srivastav, Md Abdul Kadir, and Daniel Sonntag. 2024. Towards Interpretable Radiology Report Generation via Concept Bottlenecks using a Multi-Agent RAG. *arXiv preprint arXiv:2412.16086* (2024).
- [8] A. Albayrak, Y. Xiao, P. Mukherjee, S. S. Barnett, C. A. Marcou, and S. N. Hart. 2024. Enhancing Human Phenotype Ontology Term Extraction Through Synthetic Case Reports and Embedding-Based Retrieval: A Novel Approach for Improved Biomedical Data Annotation. *Journal of Pathology Informatics* 16 (Nov 16 2024), 100409. <https://doi.org/10.1016/j.jpi.2024.100409>
- [9] Omar Alfarghaly, Rana Khaled, Abeer Elkorany, Maha Helal, and Aly Fahmy. 2021. Automated radiology report generation using conditioned transformers. *Informatics in Medicine Unlocked* 24 (2021), 100557.
- [10] Mahdi Alkaeed, Sofiat Abioye, Adnan Qayyum, Yosra Magdi Mekki, Ilhem Berrou, Mohamad Abdallah, Ala Al-Fuqaha, Muhammad Bilal, and Junaid Qadir. 2025. Open Foundation Models in Healthcare: Challenges, Paradoxes, and Opportunities with GenAI Driven Personalized Prescription. <https://arxiv.org/abs/2502.04356>. arXiv:2502.04356 [cs.CL].
- [11] Ebtesam Almazrouei, Hamza Alobeidli, Abdulaziz Alshamsi, Alessandro Cappelli, Ruxandra Cojocaru, M  rouane Debbah,   tienne Goffinet, Daniel Hesslow, Julien Launay, Quentin Malartic, Daniele Mazzotta, Badreddine Noune, Baptiste Pannier, and Guilherme Penedo. 2023. The Falcon Series of Open Language Models. *arXiv preprint arXiv:2311.16867* (2023). <https://arxiv.org/abs/2311.16867>
- [12] I  igo Alonso, Maite Oronoz, and Rodrigo Agerri. 2024. MedExpQA: Multilingual benchmarking of Large Language Models for Medical Question Answering. *Artificial Intelligence in Medicine* 155 (2024), 102938. <https://doi.org/10.1016/j.artmed.2024.102938>
- [13] Amazon Web Services. 2024. Amazon Titan Embeddings Models - User Guide. <https://docs.aws.amazon.com/bedrock/latest/userguide/titan-embedding-models.html>. Accessed: 2025-03-16.
- [14] J.R. An, D.Y.Z. Lim, Q. Le, et al. 2025. ChatGPT performance in assessing musculoskeletal MRI scan appropriateness based on ACR appropriateness criteria. *Scientific Reports* 15 (2025), 7140. <https://doi.org/10.1038/s41598-025-88925-1>
- [15] Y. Anand, Z. Nussbaum, B. Duderstadt, and B. Schmidt. 2023. GPT4All: Training an Assistant-style Chatbot with Large Scale Data Distillation from GPT-3.5-Turbo. <https://github.com/nomic-ai/gpt4all>. Accessed: 2025-03-16.
- [16] Anthropic. 2024. Embeddings API. <https://docs.anthropic.com/en/docs/build-with-claude/embeddings>. Accessed: 2025-02-19.

- [17] Anthropic. 2025. *Getting Started - Anthropic API Documentation*. Anthropic. <https://docs.anthropic.com/en/api/getting-started>
- [18] Author(s). 2024. A framework enabling LLMs into regulatory environment for transparency and trustworthiness and its application to drug labeling document. *Journal/Conference Name* (2024).
- [19] I. Azimi, M. Qi, L. Wang, A. M. Rahmani, and Y. Li. 2025. Evaluation of LLMs accuracy and consistency in the registered dietitian exam through prompt engineering and knowledge retrieval. *Sci Rep* 15, 1 (Jan 9 2025), 1506. <https://doi.org/10.1038/s41598-024-85003-w>
- [20] Khalid Bashir and Hazim Bukumiric. 2024. *Basic Metabolic Panel*. StatPearls Publishing, Treasure Island (FL). Available from: <https://www.ncbi.nlm.nih.gov/books/NBK430685/>.
- [21] Parishad BehnamGhader, Vaibhav Adlakha, Marius Mosbach, Dzmitry Bahdanau, Nicolas Chapados, and Siva Reddy. 2024. LLM2Vec: Large Language Models Are Secretly Powerful Text Encoders. In *First Conference on Language Modeling*. <https://openreview.net/forum?id=IW1PR7vEBf>
- [22] Asma Ben Abacha and Dina Demner-Fushman. 2019. A Question-Entailment Approach to Question Answering. *BMC Bioinform.* 20, 1 (2019), 511:1–511:23. <https://bmcbioinformatics.biomedcentral.com/articles/10.1186/s12859-019-3119-4>
- [23] Mario Luca Bernardi and Marta Cimitile. 2024. Report Generation from X-Ray imaging by Retrieval-Augmented Generation and improved Image-Text Matching. In *2024 International Joint Conference on Neural Networks (IJCNN)*. IEEE, 1–8.
- [24] Olivier Bodenreider. 2004. The unified medical language system (umls): integrating biomedical terminology. *Nucleic Acids Research* 32, suppl_1 (2004), D267–D270.
- [25] Piotr Bojanowski, Edouard Grave, Armand Joulin, and Tomas Mikolov. 2017. Enriching Word Vectors with Subword Information. *Transactions of the Association for Computational Linguistics* 5 (2017), 135–146.
- [26] Tom Brown, Benjamin Mann, Nick Ryder, Melanie Subbiah, Jared D Kaplan, Prafulla Dhariwal, Arvind Neelakantan, Pranav Shyam, Girish Sastry, Amanda Askell, et al. 2020. Language models are few-shot learners. In *Advances in Neural Information Processing Systems*, Vol. 33. 1877–1901.
- [27] Ioana Buhnila, Aman Sinha, and Mathieu Constant. 2024. Retrieve, Generate, Evaluate: A Case Study for Medical Paraphrases Generation with Small Language Models. <https://arxiv.org/abs/2407.16565>. arXiv:2407.16565 [cs.CL].
- [28] Helen Burton, Trevor Cole, and Anneke M. Lucassen. 2012. Genomic medicine: challenges and opportunities for physicians. *Clinical Medicine (London)* 12, 5 (October 2012), 416–419. <https://doi.org/10.7861/clinmedicine.12-5-416> Erratum in: *Clinical Medicine*. 2012 Dec;12(6):504.
- [29] Centers for Medicare & Medicaid Services. 2023. ICD-10-PCS Official Guidelines for Coding and Reporting 2023. <https://www.cms.gov/files/document/2023-official-icd-10-pcs-coding-guidelines.pdf>. [Accessed 2024-11-20].
- [30] Jianlyu Chen, Shitao Xiao, Peitian Zhang, Kun Luo, Defu Lian, and Zheng Liu. 2024. M3-Embedding: Multi-Linguality, Multi-Functionality, Multi-Granularity Text Embeddings Through Self-Knowledge Distillation. In *Findings of the Association for Computational Linguistics: ACL 2024*. Association for Computational Linguistics, Bangkok, Thailand, 2318–2335.
- [31] Xiangning Chen, Cho-Jui Hsieh, and Boqing Gong. 2021. When Vision Transformers Outperform ResNets without Pretraining or Strong Data Augmentations. *arXiv preprint arXiv:2106.01548* (2021).
- [32] X. Chen, Z. Zhao, W. Zhang, P. Xu, Y. Wu, M. Xu, L. Gao, Y. Li, X. Shang, D. Shi, and M. He. 2024. EyeGPT for Patient Inquiries and Medical Education: Development and Validation of an Ophthalmology Large Language Model. *Journal of Medical Internet Research* 26 (2024), e60063. <https://doi.org/10.2196/60063>
- [33] Zeming Chen, Alejandro Hernández-Cano, Angelika Romanou, Antoine Bonnet, Kyle Matoba, Francesco Salvi, Matteo Pagliardini, Simin Fan, Andreas Köpf, Amirkeivan Mohtashami, Alexandre Sallinen, Alireza Sakhaeirad, Vinitra Swamy, Igor Krawczuk, Deniz Bayazit, Axel Marmet, Syrielle Montariol, Mary-Anne Hartley, Martin Jaggi, and Antoine Bosselut. 2023. MEDITRON-70B: Scaling Medical Pretraining for Large Language Models. arXiv:2311.16079 [cs.CL]
- [34] Hongyoon Choi, Dongjoo Lee, and Yeon-koo Kang. 2024. Empowering PET Imaging Reporting with Retrieval-Augmented Large Language Models and Reading Reports Database: A Pilot Single Center Study. *medRxiv* (2024). <https://doi.org/10.1101/2024.05.13.24307312> arXiv:https://www.medrxiv.org/content/early/2024/05/14/2024.05.13.24307312.full.pdf
- [35] Chroma. 2023. *Getting Started with Chroma*. <https://docs.trychroma.com/docs/overview/getting-started>
- [36] Arman Cohan, Sergey Feldman, Iz Beltagy, Doug Downey, and Daniel S. Weld. 2020. SPECTER: Document-level Representation Learning using Citation-informed Transformers. In *ACL*.
- [37] Intersoft Consulting. 2016. General Data Protection Regulation. <https://gdpr-info.eu/> [Online; accessed March 26, 2025].
- [38] D. B. Craig and S. Drăghici. 2024. LmRaC: a functionally extensible tool for LLM interrogation of user experimental results. *Bioinformatics* 40, 12 (28 November 2024), btiae679. <https://doi.org/10.1093/bioinformatics/btae679> PMID: 39546375; PMCID: PMC11645126.
- [39] S.S. Darnell, R.W. Overall, A. Guarracino, V. Colonna, F. Villani, E. Garrison, A. Isaac, P. Muli, F.M. Muriithi, A. Kabui, M. Kilyungi, F. Lisso, A. Kibet, B. Muhia, H. Nijveen, S. Yousefi, D. Ashbrook, P. Huang, G.E. Suh, M. Umar, C. Batten, H. Chen, S. Sen, R.W. Williams, and P. Prins. 2024. Creating a biomedical knowledge base by addressing GPT inaccurate responses and benchmarking context. *bioRxiv* (2024). <https://doi.org/10.1101/2024.10.16.618663> Preprint.
- [40] S. S. Darnell, R. W. Overall, A. Guarracino, V. Colonna, F. Villani, E. Garrison, A. Isaac, P. Muli, F. M. Muriithi, A. Kabui, M. Kilyungi, F. Lisso, A. Kibet, B. Muhia, H. Nijveen, S. Yousefi, D. Ashbrook, P. Huang, G. E. Suh, M. Umar, C. Batten, H. Chen, S. Sen, R. W. Williams, and P. Prins. 2024. Creating a biomedical knowledge base by addressing GPT inaccurate responses and benchmarking context. *bioRxiv* [Preprint]. <https://doi.org/10.1101/2024.10.16.618663> PMID: 39463999; PMCID: PMC11507946.
- [41] S. Das, Y. Ge, Y. Guo, S. Rajwal, J. Hairston, J. Powell, D. Walker, S. Peddireddy, S. Lakamana, S. Bozkurt, M. Reyna, R. Sameni, Y. Xiao, S. Kim, R. Chandler, N. Hernandez, D. Mowery, R. Wightman, J. Love, A. Spadaro, J. Perrone, and A. Sarker. 2025. Two-Layer Retrieval-Augmented Generation Framework for Low-Resource Medical Question Answering Using Reddit Data: Proof-of-Concept Study. *Journal of Medical Internet Research* 27 (Jan. 2025), e66220. <https://doi.org/10.2196/66220>
- [42] DeepSeek-AI. 2024. DeepSeek-V3 Technical Report. arXiv:2412.19437 [cs.CL] <https://arxiv.org/abs/2412.19437>
- [43] DeepSeek-AI Team. 2024. DeepSeek-AI/DeepSeek-R1. <https://huggingface.co/deepseek-ai/DeepSeek-R1>. Accessed: 2025-03-16.
- [44] Gelei Deng, Yi Liu, Kailong Wang, Yuekang Li, Tianwei Zhang, and Yang Liu. 2024. Pandora: Jailbreak GPTs by Retrieval Augmented Generation Poisoning. *arXiv preprint arXiv:2402.08416* (2024).
- [45] Jacob Devlin, Ming-Wei Chang, Kenton Lee, and Kristina Toutanova. 2019. Bert: Pre-training of deep bidirectional transformers for language understanding. In *Proceedings of the 2019 conference of the North American chapter of the association for computational linguistics: human language technologies, volume 1 (long and short papers)*. 4171–4186.

- [46] A Di Maria, L Bellomo, F Billeci, A Cardillo, S Alaimo, P Ferragina, A Ferro, and A Pulvirenti. 2024. NetMe 2.0: a web-based platform for extracting and modeling knowledge from biomedical literature as a labeled graph. *Bioinformatics* 40, 5 (2 May 2024), btac194. <https://doi.org/10.1093/bioinformatics/btac194>
- [47] Rezarta Islamaj Doğan, Robert Leaman, and Zhiyong Lu. 2014. NCBI disease corpus: a resource for disease name recognition and concept normalization. *Journal of biomedical informatics* 47 (2014), 1–10. <https://doi.org/10.1016/j.jbi.2013.12.006>
- [48] X. Du, J. Novoa-Laurentiev, J. M. Plasaek, Y. W. Chuang, L. Wang, G. Marshall, S. K. Mueller, F. Chang, S. Datta, H. Paek, B. Lin, Q. Wei, X. Wang, J. Wang, H. Ding, F. J. Manion, J. Du, D. W. Bates, and L. Zhou. 2024. Enhancing Early Detection of Cognitive Decline in the Elderly: A Comparative Study Utilizing Large Language Models in Clinical Notes. *medRxiv* (2024), 2024.04.03.24305298. <https://doi.org/10.1101/2024.04.03.24305298> Update in: *EBioMedicine*. 2024 Nov;109:105401. doi:10.1016/j.ebiom.2024.105401. PMID: 38633810; PMCID: PMC11023645.
- [49] Carsten Eickhoff, Fabian Gmehlin, Ankur V. Patel, Julien Boullier, and Hamish Fraser. 2019. DC3 – A Diagnostic Case Challenge Collection for Clinical Decision Support. In *Proceedings of the 2019 ACM SIGIR International Conference on Theory of Information Retrieval (ICTIR '19)*. Association for Computing Machinery, Santa Clara, CA, USA. <https://doi.org/10.1145/3341981.3344239>
- [50] Elastic. 2024. Elasticsearch Documentation: Getting Started Guide. <https://www.elastic.co/guide/en/elasticsearch/reference/current/getting-started.html>. Accessed: 2025-03-13.
- [51] Facebook Research. 2023. FAISS: A Library for Efficient Similarity Search. <https://github.com/facebookresearch/faiss>
- [52] Wenqi Fan, Yujuan Ding, Liangbo Wang, Shijie Wang, Hengyun Li, Dawei Yin, Tat-Seng Chua, and Qing Li. 2024. A Survey on RAG Meeting LLMs: Towards Retrieval-Augmented Large Language Models. In *Proceedings of the 30th ACM SIGKDD Conference on Knowledge Discovery and Data Mining (KDD '24)*. Association for Computing Machinery, New York, NY, USA, 6491–6501. <https://doi.org/10.1145/3637528.3671470>
- [53] A Fatharani and A Alsayegh. 2025. Pharmacogenomics meets generative AI: transforming clinical trial design with large language models. *Journal of Pharmacology and Pharmacotherapeutics* (2025), 0976500X251321885. <https://doi.org/10.1177/0976500X251321885>
- [54] Yichun Feng, Jiawei Wang, Ruikun He, Lu Zhou, and Yixue Li. 2025. A Retrieval-Augmented Knowledge Mining Method with Deep Thinking LLMs for Biomedical Research and Clinical Support. *arXiv preprint arXiv:2503.23029* (2025).
- [55] National Center for Biotechnology Information (NCBI). 2024. Entrez Programming Utilities (E-utilities) API. <https://www.ncbi.nlm.nih.gov/home/develop/api/>. Accessed: 2025-03-13.
- [56] Luay Fraiwan, Mohammad Fraiwan, Basel Khassawneh, and Ahmad Ibnian. 2021. A dataset of lung sounds recorded from the chest wall using an electronic stethoscope. *Data in Brief* 35 (2021), 106913. <https://doi.org/10.1016/j.dib.2021.106913>
- [57] Giacomo Frisoni, Alessio Cocchieri, Alex Presepi, Gianluca Moro, and Zaiqiao Meng. 2024. To Generate or to Retrieve? On the Effectiveness of Artificial Contexts for Medical Open-Domain Question Answering. In *Proceedings of the 62nd Annual Meeting of the Association for Computational Linguistics (Volume 1: Long Papers)*. Association for Computational Linguistics, Bangkok, Thailand, 9878–9919.
- [58] Z. Fu, S. Fu, Y. Huang, W. He, Z. Zhong, Y. Guo, and Y. Lin. 2024. Application of large language model combined with retrieval enhanced generation technology in digestive endoscopic nursing. *Frontiers in Medicine (Lausanne)* 11 (Nov 6 2024), 1500258. <https://doi.org/10.3389/fmed.2024.1500258>
- [59] A Fukuchi, Y Hoshino, and Y Watanabe. 2023. GLuCoSE (General Luke-based Contrastive Sentence Embedding). <https://huggingface.co/pkshatech/GLuCoSE-base-ja>. Hugging Face.
- [60] T Fukushima, M Manabe, S Yada, S Wakamiya, A Yoshida, Y Urakawa, A Maeda, S Kan, M Takahashi, and E Aramaki. 2025. Evaluating and Enhancing Japanese Large Language Models for Genetic Counseling Support: Comparative Study of Domain Adaptation and the Development of an Expert-Evaluated Dataset. *JMIR Medical Informatics* 13 (16 Jan 2025), e65047. <https://doi.org/10.2196/65047>
- [61] Team G, Théophile Mesnard, Chris Hardin, et al. 2024. Gemma: Open models based on Gemini research and technology. *arXiv preprint arXiv:2403.08295* (2024).
- [62] Tianyu Gao, Xingcheng Yao, and Danqi Chen. 2021. SimCSE: Simple Contrastive Learning of Sentence Embeddings. In *Proceedings of the 2021 Conference on Empirical Methods in Natural Language Processing*, Marie-Francine Moens, Xuanjing Huang, Lucia Specia, and Scott Wen-tau Yih (Eds.). Association for Computational Linguistics, Online and Punta Cana, Dominican Republic, 6894–6910. <https://doi.org/10.18653/v1/2021.emnlp-main.552>
- [63] Y Gao, R Li, E Croxford, J Caskey, B W Patterson, M Churpek, T Miller, D Dligach, and M Afshar. 2025. Leveraging Medical Knowledge Graphs Into Large Language Models for Diagnosis Prediction: Design and Application Study. *JMIR AI* 4 (24 Feb 2025), e58670. <https://doi.org/10.2196/58670>
- [64] Y. Gao, Y. Xiong, X. Gao, et al. 2023. Retrieval-augmented generation for large language models: A survey. *arXiv preprint arXiv:2312.10997*, 2 (2023). <https://arxiv.org/abs/2312.10997>
- [65] Yunfan Gao, Yun Xiong, Xinyu Gao, Kangxiang Jia, Jinliu Pan, Yuxi Bi, Yi Dai, Jiawei Sun, Meng Wang, and Haofen Wang. 2023. Retrieval-Augmented Generation for Large Language Models: A Survey. *arXiv preprint arXiv:2312.10997* (2023). <https://arxiv.org/abs/2312.10997>
- [66] B. T. Garcia, L. Westerfield, P. Yelemali, N. Gogate, E. Andres Rivera-Munoz, H. Du, M. Dawood, A. Jolly, J. R. Lupski, and J. E. Posey. 2024. Improving Automated Deep Phenotyping Through Large Language Models Using Retrieval Augmented Generation. *medRxiv [Preprint]* (Dec 2 2024), 2024.12.01.24318253. <https://doi.org/10.1101/2024.12.01.24318253>
- [67] Liyuan Ge, Rachit Agrawal, Max Singer, et al. 2024. Leveraging artificial intelligence to enhance systematic reviews in health research: advanced tools and challenges. *Systematic Reviews* 13 (2024), 269. <https://doi.org/10.1186/s13643-024-02682-2>
- [68] S Gilbert, J N Kather, and A Hogan. 2024. Augmented non-hallucinating large language models as medical information curators. *NPJ Digital Medicine* 7, 1 (23 Apr 2024), 100. <https://doi.org/10.1038/s41746-024-01081-0>
- [69] Team GLM, Aohan Zeng, Bin Xu, Bowen Wang, Chenhui Zhang, Da Yin, Diego Rojas, Guanyu Feng, Hanlin Zhao, Hanyu Lai, Hao Yu, Hongning Wang, Jiada Sun, Jiajie Zhang, Jiale Cheng, Jiayi Gui, Jie Tang, Jing Zhang, Juanzi Li, Lei Zhao, Lindong Wu, Lucen Zhong, Mingdao Liu, Minlie Huang, Peng Zhang, Qinkai Zheng, Rui Lu, Shuaiqi Duan, Shudan Zhang, Shulin Cao, Shuxun Yang, Weng Lam Tam, Wenyi Zhao, Xiao Liu, Xiao Xia, Xiaohan Zhang, Xiaotao Gu, Xin Lv, Xinghan Liu, Xinyi Liu, Xinyue Yang, Xixuan Song, Xunkai Zhang, Yifan An, Yifan Xu, Yilin Niu, Yuantao Yang, Yueyan Li, Yushi Bai, Yuxiao Dong, Zehan Qi, Zhaoyu Wang, Zhen Yang, Zhengxiao Du, Zhenyu Hou, and Zihan Wang. 2024. ChatGLM: A Family of Large Language Models from GLM-130B to GLM-4 All Tools. *arXiv:2406.12793*

- [70] E. J. Gong, C. S. Bang, J. J. Lee, J. Park, E. Kim, S. Kim, M. Kimm, and S. H. Choi. 2024. The Potential Clinical Utility of the Customized Large Language Model in Gastroenterology: A Pilot Study. *Bioengineering (Basel)* 12, 1 (Dec. 2024), 1. <https://doi.org/10.3390/bioengineering12010001>
- [71] Google. 2024. Gemma 3 27B Instruct - Hugging Face. <https://huggingface.co/google/gemma-3-27b-it>. Accessed: 2025-04-13.
- [72] Google AI. 2025. *Gemini API: Text generation guide*. Google. <https://ai.google.dev/gemini-api/docs/text-generation>
- [73] Google Cloud. 2024. Get Text Embeddings with Vertex AI. <https://cloud.google.com/vertex-ai/generative-ai/docs/embeddings/get-text-embeddings>. Accessed: 2025-03-16.
- [74] Yu Gu, Robert Tinn, Hao Cheng, Michael Lucas, Naoto Usuyama, Xiaodong Liu, Tristan Naumann, Jianfeng Gao, and Hoifung Poon. 2020. Domain-Specific Language Model Pretraining for Biomedical Natural Language Processing. *arXiv:arXiv:2007.15779*
- [75] Y Guo, W Qiu, G Leroy, S Wang, and T Cohen. 2024. Retrieval augmentation of large language models for lay language generation. *Journal of Biomedical Informatics* 149 (Jan 2024), 104580. <https://doi.org/10.1016/j.jbi.2023.104580> Epub 2023 Dec 30.
- [76] Divyanshu Gupta, Kanav Attal, and Dina Demner-Fushman. 2023. A dataset for medical instructional video classification and question answering. *Scientific Data* 10 (2023), 158. <https://doi.org/10.1038/s41597-023-02036-y>
- [77] Ibrahim Ethem Hamamci, Sezgin Er, and Bjoern Menze. 2024. Ct2rep: Automated radiology report generation for 3d medical imaging. In *International Conference on Medical Image Computing and Computer-Assisted Intervention*. Springer, 476–486.
- [78] Tianyu Han, Lisa C Adams, Jens-Michalis Papaioannou, Paul Grundmann, Tom Oberhauser, Alexander Löser, Daniel Truhn, and Keno K Bresssem. 2023. MedAlpaca—An Open-Source Collection of Medical Conversational AI Models and Training Data. *arXiv preprint arXiv:2304.08247* (2023).
- [79] Yikun Han, Chunjiang Liu, and Pengfei Wang. 2023. A Comprehensive Survey on Vector Database: Storage and Retrieval Technique, Challenge. *arXiv:2310.10844 [cs.DB]* <https://arxiv.org/abs/2310.10844> *arXiv:2310.10844 [cs.DB]*.
- [80] Kai He, Rui Mao, Qika Lin, Yucheng Ruan, Xiang Lan, Mengling Feng, and Erik Cambria. 2023. A Survey of Large Language Models for Healthcare: from Data, Technology, and Applications to Accountability and Ethics. *arXiv preprint arXiv:2310.05694* (2023). <https://arxiv.org/abs/2310.05694> v3, last revised 27 Jan 2025.
- [81] Dan Hendrycks, Collin Burns, Steven Basart, Andy Zou, Mantas Mazeika, Dawn Song, and Jacob Steinhardt. 2021. Measuring Massive Multitask Language Understanding. *Proceedings of the International Conference on Learning Representations (ICLR)* (2021).
- [82] Emily Herrett, Arlene M Gallagher, Krishnan Bhaskaran, Harriet Forbes, Rohini Mathur, Tjeerd Van Staa, and Liam Smeeth. 2015. Data resource profile: clinical practice research datalink (cprd). *International Journal of Epidemiology* 44, 3 (2015), 827–836.
- [83] KJ Hewitt, IC Wiest, ZI Carrero, L Bejan, TO Millner, S Brandner, and JN Kather. 2024. Large language models as a diagnostic support tool in neuropathology. *Journal of Pathology: Clinical Research* 10, 6 (November 2024), e70009. <https://doi.org/10.1002/2056-4538.70009>
- [84] Jordan Hoffmann, Sebastian Borgeaud, Arthur Mensch, Elena Buchatskaya, Trevor Cassirer, Hailey Jones, Kathryn Tunyasuvunakool, George Petrides, Jean-Baptiste Jones, James Bradbury, et al. 2022. Training compute-optimal large language models. *arXiv preprint arXiv:2203.15556* (2022).
- [85] Wenpin Hou and Zhicheng Ji. 2023. GeneTuring Tests GPT Models in Genomics. <https://doi.org/10.1101/2023.03.11.532238>. *bioRxiv preprint*.
- [86] D Hu, Z Jiang, J Shi, F Xie, K Wu, K Tang, M Cao, J Huai, and Y Zheng. 2025. Pathology report generation from whole slide images with knowledge retrieval and multi-level regional feature selection. *Comput Methods Programs Biomed* 263 (May 2025), 108677. <https://doi.org/10.1016/j.cmpb.2025.108677> Epub 2025 Feb 27.
- [87] Minda Hu, Licheng Zong, Hongru Wang, Jingyan Zhou, Jingjing Li, Yichen Gao, Kam-Fai Wong, Yu Li, and Irwin King. 2024. SeRTS: Self-Rewarding Tree Search for Biomedical Retrieval-Augmented Generation. In *Findings of the Association for Computational Linguistics: EMNLP 2024*. Association for Computational Linguistics, Miami, Florida, USA, 1321–1335.
- [88] Huang Huang, Fei Yu, Jianqing Zhu, Xuening Sun, Hao Cheng, Song Dingjie, Zhihong Chen, Mosen Alharthi, Bang An, Juncai He, Ziche Liu, Junying Chen, Jianquan Li, Benyou Wang, Lian Zhang, Ruoyu Sun, Xiang Wan, Haizhou Li, and Jinchao Xu. 2024. AceGPT, Localizing Large Language Models in Arabic. In *Proceedings of the 2024 Conference of the North American Chapter of the Association for Computational Linguistics: Human Language Technologies (Volume 1: Long Papers)*. Association for Computational Linguistics, Mexico City, Mexico, 8139–8163.
- [89] Zhongzhen Huang, Kui Xue, Yongqi Fan, Linjie Mu, Ruoyu Liu, Tong Ruan, Shaoting Zhang, and Xiaofan Zhang. 2024. Tool Calling: Enhancing Medication Consultation via Retrieval-Augmented Large Language Models. *arXiv:2404.17897 [cs.CL]* <https://arxiv.org/abs/2404.17897> *arXiv:2404.17897 [cs.CL]*, licensed under CC BY 4.0.
- [90] Jeremy Irvin, Pranav Rajpurkar, Michael Ko, Yifan Yu, Silvana Ciurea-Ilicus, Chris Chute, Henrik Marklund, Behzad Haghighi, Robyn Ball, Katie Shpanskaya, et al. 2019. CheXpert: A large chest radiograph dataset with uncertainty labels and expert comparison. In *Proceedings of the AAAI conference on artificial intelligence*, Vol. 33. 590–597.
- [91] Gautier Izacard, Mathilde Caron, Lucas Hosseini, Sebastian Riedel, Piotr Bojanowski, Armand Joulin, and Edouard Grave. 2021. Unsupervised Dense Information Retrieval with Contrastive Learning. <https://doi.org/10.48550/ARXIV.2112.09118>
- [92] M. Jeong, J. Sohn, M. Sung, and J. Kang. 2024. Improving medical reasoning through retrieval and self-reflection with retrieval-augmented large language models. *Bioinformatics* 40, Suppl 1 (June 2024), i119–i129. <https://doi.org/10.1093/bioinformatics/btae238>
- [93] S. Jia, S. Bit, E. Searls, M. V. Lauber, L. A. Claus, P. Fan, V. H. Jasodanand, D. Veerapaneni, W. M. Wang, R. Au, and V. B. Kolachalama. 2024. PodGPT: An audio-augmented large language model for research and education. *medRxiv [Preprint]*. <https://doi.org/10.1101/2024.07.11.24310304> PMID: 39040167; PMCID: PMC11261953.
- [94] Di Jin, Eileen Pan, Nassim Oufattole, Wei-Hung Weng, Hanyi Fang, and Peter Szolovits. 2020. What Disease does this Patient Have? A Large-scale Open Domain Question Answering Dataset from Medical Exams. *arXiv preprint arXiv:2009.13081* (2020).
- [95] Qiao Jin, Bhuwan Dhingra, Zhengping Liu, William Cohen, and Xinghua Lu. 2019. PubMedQA: A dataset for biomedical research question answering. In *Proceedings of the 2019 Conference on Empirical Methods in Natural Language Processing and the 9th International Joint Conference on Natural Language Processing (EMNLP-IJCNLP)*. Association for Computational Linguistics, 2567–2577.

- [96] Qiao Jin, Won Kim, Qingyu Chen, Donald C Comeau, Lana Yeganova, W John Wilbur, and Zhiyong Lu. 2023. MedCPT: Contrastive Pre-trained Transformers with large-scale PubMed search logs for zero-shot biomedical information retrieval. *Bioinformatics* 39, 11 (2023), btad651.
- [97] Qiao Jin, Ashley Shin, and Zhiyong Lu. 2023. LADER: Log-Augmented DENSE Retrieval for Biomedical Literature Search. In *Proceedings of the 46th International ACM SIGIR Conference on Research and Development in Information Retrieval* (Taipei, Taiwan) (SIGIR '23). Association for Computing Machinery, New York, NY, USA, 2092–2097. <https://doi.org/10.1145/3539618.3592005>
- [98] Q. Jin, C. Tan, M. Chen, M. Yan, N. Zhang, S. Huang, and X. Liu. 2022. State-of-the-Art Evidence Retriever for Precision Medicine: Algorithm Development and Validation. *JMIR Medical Informatics* 10, 12 (Dec. 2022), e40743. <https://doi.org/10.2196/40743>
- [99] Qiao Jin, Yuanpeng Yang, Qingyu Chen, and Zhiyong Lu. 2024. GeneGPT: Augmenting Large Language Models with Domain Tools for Improved Access to Biomedical Information. *Bioinformatics* 40, 2 (2024), btac075. <https://doi.org/10.1093/bioinformatics/btac075>
- [100] Yiqiao Jin, Mohit Chandra, Gaurav Verma, Yibo Hu, Munmun De Choudhury, and Srikanth Kumar. 2024. Better to Ask in English: Cross-Lingual Evaluation of Large Language Models for Healthcare Queries. In *Proceedings of the ACM Web Conference 2024* (Singapore, Singapore) (WWW '24). Association for Computing Machinery, New York, NY, USA, 2627–2638. <https://doi.org/10.1145/3589334.3645643>
- [101] John Snow Labs. 2024. Entity Resolver for Human Phenotype Ontology. https://nlp.johnsnowlabs.com/2021/05/16/sbiobertresolve_HPO_en.html. Accessed August 30, 2024.
- [102] Alistair EW Johnson, Lucas Bulgarelli, Lu Shen, Alvin Gayles, Ayad Shammout, Steven Horng, Tom J Pollard, Sicheng Hao, Benjamin Moody, Brian Gow, et al. 2023. MIMIC-IV, a freely accessible electronic health record dataset. *Scientific Data* 10, 1 (2023), 1.
- [103] Alistair EW Johnson, Tom J Pollard, Seth J Berkowitz, Nathaniel R Greenbaum, Matthew P Lungren, Chih-ying Deng, Roger G Mark, and Steven Horng. 2019. MIMIC-CXR, a de-identified publicly available database of chest radiographs with free-text reports. *Scientific Data* 6, 1 (2019), 317.
- [104] Alistair EW Johnson, Tom J Pollard, Lu Shen, Li-wei H Lehman, Mengling Feng, Mohammad Ghassemi, Benjamin Moody, Peter Szolovits, Leo Anthony Celi, and Roger G Mark. 2016. MIMIC-III, a freely accessible critical care database. *Scientific Data* 3, 1 (2016), 1–9.
- [105] K. S. Jones. 1972. A statistical interpretation of term specificity and its application in retrieval. *Journal of Documentation* 28, 1 (1972), 11–21. <https://doi.org/10.1108/eb026526>
- [106] D. Kainer. 2025. The effectiveness of large language models with RAG for auto-annotating trait and phenotype descriptions. *Biol Methods Protoc* 10, 1 (Feb 26 2025), bpaf016. <https://doi.org/10.1093/biomethods/bpaf016>
- [107] C Kakalou, C Karamanidou, T Dalamagas, and M Koubarakis. 2024. Enhancing Patient Empowerment and Health Literacy: Integrating Knowledge Graphs with Language Models for Personalized Health Content Delivery. In *Studies in Health Technology and Informatics*, Vol. 316. 1018–1022. <https://doi.org/10.3233/SHTI240582>
- [108] Ehsan Kamalloo, Nandan Thakur, Carlos Lassance, Xueguang Ma, Jheng-Hong Yang, and Jimmy Lin. 2024. Resources for Brewing BEIR: Reproducible Reference Models and Statistical Analyses (SIGIR '24). Association for Computing Machinery, New York, NY, USA, 1431–1440. <https://doi.org/10.1145/3626772.3657862>
- [109] M. N. Kamel Boulos and R. Dellavalle. 2024. NVIDIA's "Chat with RTX" Custom Large Language Model and Personalized AI Chatbot Augments the Value of Electronic Dermatology Reference Material. *JMIR Dermatology* 7 (Jul 24 2024), e58396. <https://doi.org/10.2196/58396>
- [110] Vladimir Karpukhin, Barlas Oguz, Sewon Min, Patrick Lewis, Ledell Wu, Sergey Edunov, Danqi Chen, and Wen tau Yih. 2020. Dense Passage Retrieval for Open-Domain Question Answering. In *Proceedings of the 2020 Conference on Empirical Methods in Natural Language Processing (EMNLP)*. 6769–6781.
- [111] Rana Muhammad Shahroz Khan, Pingzhi Li, Sukwon Yun, Zhenyu Wang, Shahriar Nirjon, Chau-Wai Wong, and Tianlong Chen. 2024. PortLLM: Personalizing Evolving Large Language Models with Training-Free and Portable Model Patches. *arXiv preprint arXiv:2410.10870* (2024). <https://arxiv.org/abs/2410.10870>
- [112] Hyunjae Kim, Hyeon Hwang, Jiwoo Lee, Sihyeon Park, Dain Kim, Taewhoo Lee, Chanwoong Yoon, Jiwoong Sohn, Donghee Choi, and Jaewoo Kang. 2024. Small language models learn enhanced reasoning skills from medical textbooks. *arXiv preprint arXiv:2404.00376* (2024).
- [113] J. Kim, K. Wang, C. Weng, and C. Liu. 2024. Assessing the utility of large language models for phenotype-driven gene prioritization in the diagnosis of rare genetic disease. *American Journal of Human Genetics* 111, 10 (2024), 2190–2202. <https://doi.org/10.1016/j.ajhg.2024.08.010> Epub ahead of print.
- [114] S. Kim and J. Yoon. 2024. VAIV bio-discovery service using transformer model and retrieval augmented generation. *BMC Bioinformatics* 25, 1 (Aug. 2024), 273. <https://doi.org/10.1186/s12859-024-05903-6>
- [115] E. Klang, I. Tessler, D. U. Apakama, E. Abbott, B. S. Glicksberg, M. Arnold, A. Moses, A. Sakhuja, A. Soroush, A. W. Charney, D. L. Reich, J. McGreevy, N. Gavin, B. Carr, R. Freeman, and G. N. Nadkarni. 2024. Assessing Retrieval-Augmented Large Language Model Performance in Emergency Department ICD-10-CM Coding Compared to Human Coders. *medRxiv [Preprint]* (Oct 17 2024). <https://doi.org/10.1101/2024.10.15.24315526>
- [116] K. Kreimeyer, J. V. Canzoniero, M. Fatteh, V. Anagnostou, and T. Botsis. 2024. Using Retrieval-Augmented Generation to Capture Molecularly-Driven Treatment Relationships for Precision Oncology. *Studies in Health Technology and Informatics* 316 (2024), 983–987. <https://doi.org/10.3233/SHTI240575>
- [117] Yanis Labrak, Adrien Bazoge, Emmanuel Morin, Pierre-Antoine Gourraud, Mickael Rouvier, and Richard Dufour. 2024. BioMistral: A Collection of Open-Source Pretrained Large Language Models for Medical Domains. *arXiv:2402.10373 [cs.CL]*
- [118] J. Lammert, T. Dreyer, S. Mathes, L. Kuligin, K. J. Borm, U. A. Schatz, M. Kiechle, A. M. Lörsch, J. Jung, S. Lange, N. Pfarr, A. Durner, K. Schwamborn, C. Winter, D. Ferber, J. N. Kather, C. Mogler, A. L. Illert, and M. Tschochohei. 2024. Expert-Guided Large Language Models for Clinical Decision Support in Precision Oncology. *JCO Precision Oncology* 8 (October 2024), e2400478. <https://doi.org/10.1200/P0-24-00478> Epub 2024 Oct 30.
- [119] J. Lee, H. Cha, Y. Hwangbo, and W. Cheon. 2024. Enhancing Large Language Model Reliability: Minimizing Hallucinations with Dual Retrieval-Augmented Generation Based on the Latest Diabetes Guidelines. *Journal of Personalized Medicine* 14, 12 (Nov. 2024), 1131. <https://doi.org/10.3390/jpm14121131>
- [120] J. Lee, H. Cha, Y. Hwangbo, and W. Cheon. 2024. Enhancing Large Language Model Reliability: Minimizing Hallucinations

- with Dual Retrieval-Augmented Generation Based on the Latest Diabetes Guidelines. *Journal of Personalized Medicine* 14, 12 (Nov 30 2024), 1131. <https://doi.org/10.3390/jpm14121131>
- [121] Jooyeon Lee, Luan Huy Pham, and Özlem Uzuner. [n.d.]. Enhancing Consumer Health Question Reformulation: Chain-of-Thought Prompting Integrating Focus, Type, and User Knowledge Level. In *Proceedings of the First Workshop on Patient-Oriented Language Processing (CL4Health) @ LREC-COLING 2024*. Torino, Italia, 220–228.
- [122] Jinhyuk Lee, Wonjin Yoon, Sungdong Kim, Donghyeon Kim, Sunkyu Kim, Chan Ho So, and Jaewoo Kang. 2019. BioBERT: a pre-trained biomedical language representation model for biomedical text mining. *Bioinformatics* (09 2019). <https://doi.org/10.1093/bioinformatics/btz682>
- [123] K. Lemmetty, T. Kuusela, K. Saranto, and A. Ensio. 2006. Education and training of health information systems—a literature review. *Studies in Health Technology and Informatics* 122 (2006), 176–180.
- [124] Dawei Li, Shu Yang, Zhen Tan, Jae Young Baik, Sukwon Yun, Joseph Lee, Aaron Chacko, Bojian Hou, Duy Duong-Tran, Ying Ding, Huan Liu, Li Shen, and Tianlong Chen. 2024. DALK: Dynamic Co-Augmentation of LLMs and KG to answer Alzheimer's Disease Questions with Scientific Literature. In *Findings of the Association for Computational Linguistics: EMNLP 2024*. Association for Computational Linguistics, Miami, Florida, USA, 2187–2205.
- [125] J. Li, Y. Sun, R. J. Johnson, D. Sciaky, C.-H. Wei, R. Leaman, A. P. Davis, C. J. Mattingly, T. C. Wieggers, and Z. Lu. 2016. BioCreative V CDR Task Corpus: A resource for chemical disease relation extraction. *Database* 2016 (2016). <https://doi.org/10.1093/database/baw068>
- [126] Ming Li, Min Chen, Hao Zhou, and Rui Zhang. 2023. Petalor: Improving large language model by tailored chunk scorer in biomedical triple extraction. *arXiv preprint arXiv:2310.18463* (2023). <https://arxiv.org/abs/2310.18463>
- [127] M. Li, H. Kilicoglu, H. Xu, and R. Zhang. 2025. BiomedRAG: A retrieval augmented large language model for biomedicine. *Journal of Biomedical Informatics* 162 (Feb 2025), 104769. <https://doi.org/10.1016/j.jbi.2024.104769> Epub 2025 Jan 13.
- [128] M. Li, H. Zhou, H. Yang, and R. Zhang. 2024. RT: a Retrieving and Chain-of-Thought framework for few-shot medical named entity recognition. *Journal of the American Medical Informatics Association* 31, 9 (Sep 1 2024), 1929–1938. <https://doi.org/10.1093/jamia/ocae095>
- [129] T. C. Li, H. Zhou, V. Verma, X. Tang, Y. Shao, E. Van Buren, Z. Weng, M. Gerstein, B. Neale, S. R. Sunyaev, and X. Lin. 2024. FAVOR-GPT: a generative natural language interface to whole genome variant functional annotations. *Bioinformatics Advances* 4, 1 (Sep 28 2024), vbae143. <https://doi.org/10.1093/bioadv/vbae143>
- [130] Yufei Li, Chunshan Li, Zecheng Wang, Dianbo Sui, and Jianen Yan. 2024. A Privacy-Preserving Framework for Medical Chatbot Based on LLM with Retrieval Augmented Generation. Springer-Verlag, Berlin, Heidelberg, 15–28. https://doi.org/10.1007/978-981-97-9437-9_2
- [131] Yunxiang Li, Zihan Li, Kai Zhang, Ruilong Dan, Steve Jiang, and You Zhang. 2023. ChatDoctor: A Medical Chat Model Fine-Tuned on a Large Language Model Meta-AI (LLaMA) Using Medical Domain Knowledge. *Cureus* 15, 6 (2023).
- [132] V. Liévin, C. E. Hother, A. G. Motzfeldt, and O. Winther. 2024. Can large language models reason about medical questions? *Patterns (N Y)* 5, 3 (March 2024), 100943. <https://doi.org/10.1016/j.patter.2024.100943>
- [133] Weixiong Lin, Ziheng Zhao, Xiaoman Zhang, Chaoyi Wu, Ya Zhang, Yanfeng Wang, and Weidi Xie. 2023. Pmc-clip: Contrastive language-image pre-training using biomedical documents. In *Medical Image Computing and Computer Assisted Intervention*. Springer, 525–536.
- [134] Lei Liu, Xiaoyan Yang, Junchi Lei, Yue Shen, Jian Wang, Peng Wei, Zhixuan Chu, Zhan Qin, and Kui Ren. 2024. A Survey on Medical Large Language Models: Technology, Application, Trustworthiness, and Future Directions. *arXiv preprint arXiv:2406.03712* (2024). <https://doi.org/10.48550/arXiv.2406.03712>
- [135] Siru Liu, Allison B. McCoy, and Adam Wright. 2025. Improving large language model applications in biomedicine with retrieval-augmented generation: a systematic review, meta-analysis, and clinical development guidelines. *Journal of the American Medical Informatics Association* 32, 4 (April 2025), 605–615. <https://doi.org/10.1093/jamia/ocaf008>
- [136] Yinhan Liu, Myle Ott, Naman Goyal, Jingfei Du, Mandar Joshi, Danqi Chen, Omer Levy, Mike Lewis, Luke Zettlemoyer, and Veselin Stoyanov. 2019. RoBERTa: A Robustly Optimized BERT Pretraining Approach. *arXiv preprint arXiv:1907.11692* (2019). <https://doi.org/10.48550/arXiv.1907.11692>
- [137] Zheng Liu, Chaofan Li, Shitao Xiao, Yingxia Shao, and Defu Lian. 2024. Llama2Vec: Unsupervised Adaptation of Large Language Models for Dense Retrieval. In *Proceedings of the 62nd Annual Meeting of the Association for Computational Linguistics (Volume 1: Long Papers)*, Lun-Wei Ku, Andre Martins, and Vivek Srikumar (Eds.). Association for Computational Linguistics, Bangkok, Thailand, 3490–3500. <https://doi.org/10.18653/v1/2024.acl-long.191>
- [138] C. Long, D. Subburam, K. Lowe, A. Dos Santos, J. Zhang, S. Hwang, N. Saduka, Y. Horev, T. Su, D. W. J. Côté, and E. D. Wright. 2024. ChatENT: Augmented Large Language Model for Expert Knowledge Retrieval in Otolaryngology-Head and Neck Surgery. *Otolaryngology-Head and Neck Surgery* 171, 4 (Oct 2024), 1042–1051. <https://doi.org/10.1002/ohn.864> arXiv:2024 Jun 19
- [139] I. Lopez, A. Swaminathan, K. Vedula, S. Narayanan, F. Nateghi Haredasht, S. P. Ma, A. S. Liang, S. Tate, M. Maddali, R. J. Gallo, N. H. Shah, and J. H. Chen. 2025. Clinical entity augmented retrieval for clinical information extraction. *NPJ Digital Medicine* 8, 1 (Jan 19 2025), 45. <https://doi.org/10.1038/s41746-024-01377-1>
- [140] A. Lozano, S. L. Fleming, C. C. Chiang, and N. Shah. 2024. ClinInfo.ai: An Open-Source Retrieval-Augmented Large Language Model System for Answering Medical Questions using Scientific Literature. *Pacific Symposium on Biocomputing* 29 (2024), 8–23.
- [141] S. Lu and E. Cosgun. 2025. Boosting GPT models for genomics analysis: generating trusted genetic variant annotations and interpretations through RAG and Fine-tuning. *Bioinformatics Advances* 5, 1 (February 5 2025), vbaf019. <https://doi.org/10.1093/bioadv/vbaf019>
- [142] Kun Luo, Zheng Liu, Shitao Xiao, Tong Zhou, Yubo Chen, Jun Zhao, and Kang Liu. 2024. Landmark Embedding: A Chunking-Free Embedding Method For Retrieval Augmented Long-Context Large Language Models. In *Proceedings of the 62nd Annual Meeting of the Association for Computational Linguistics (Volume 1: Long Papers)*, Lun-Wei Ku, Andre Martins, and Vivek Srikumar (Eds.). Association for Computational Linguistics, Bangkok, Thailand, 3268–3281. <https://doi.org/10.18653/v1/2024.acl-long.180>
- [143] M.J. Luo, J. Pang, S. Bi, Y. Lai, J. Zhao, Y. Shang, T. Cui, Y. Yang, Z. Lin, L. Zhao, X. Wu, D. Lin, J. Chen, and H. Lin. 2024. Development and Evaluation of a Retrieval-Augmented Large Language Model Framework for Ophthalmology. *JAMA Ophthalmology* 142, 9 (2024), 798–805. <https://doi.org/10.1001/jamaophthamol.2024.2513>

- [144] Renqian Luo, Lai Sun, Yingce Xia, Tao Qin, Sheng Zhang, Hoifung Poon, and Tie-Yan Liu. 2022. BioGPT: Generative Pre-trained Transformer for Biomedical Text Generation and Mining. *Briefings in Bioinformatics* 23, 6 (Nov. 2022), bbac409. <https://doi.org/10.1093/bib/bbac409>
- [145] Daoming Lyu, Xingbo Wang, Yong Chen, and Fei Wang. 2024. Language model and its interpretability in biomedicine: A scoping review. *iScience* 27 (2024). <https://api.semanticscholar.org/CorpusID:267973118>
- [146] Yury A. Malkov and Dmitry A. Yashunin. 2016. Efficient and Robust Approximate Nearest Neighbor Search Using Hierarchical Navigable Small World Graphs. *CoRR* abs/1603.09320 (2016). <https://arxiv.org/abs/1603.09320>
- [147] N. Markey, I. El-Mansouri, C. Rensonnet, C. van Langen, and C. Meier. 2025. From RAGs to riches: Utilizing large language models to write documents for clinical trials. *Clinical Trials* (2025). <https://doi.org/10.1177/17407745251320806> Epub ahead of print.
- [148] C. Martínez-deMiguel, I. Segura-Bedmar, E. Chacón-Solano, and S. Guerrero-Aspizua. 2022. The RareDis corpus: A corpus annotated with rare diseases, their signs and symptoms. *Journal of Biomedical Informatics* 125 (2022), 103961. <https://doi.org/10.1016/j.jbi.2021.103961> Epub 2021 Dec 5.
- [149] Lukas Masannek, Sven G. Meuth, and Maik Pawlitzki. 2025. Evaluating base and retrieval augmented LLMs with document or online support for evidence based neurology. *npj Digital Medicine* 8 (2025), 137. <https://doi.org/10.1038/s41746-025-01536-y>
- [150] N Matsumoto, H Choi, J Moran, M E Hernandez, M Venkatesan, X Li, J H Chang, P Wang, and J H Moore. 2025. ESCARGOT: an AI agent leveraging large language models, dynamic graph of thoughts, and biomedical knowledge graphs for enhanced reasoning. *Bioinformatics* 41, 2 (4 Feb 2025), btaf031. <https://doi.org/10.1093/bioinformatics/btaf031>
- [151] Nicholas Matsumoto, Jay Moran, Hyunjun Choi, Miguel E. Hernandez, Mythreye Venkatesan, Paul Wang, and Jason H. Moore. 2024. KRAGEN: a knowledge graph-enhanced RAG framework for biomedical problem solving using large language models. *Bioinformatics* 40, 6 (June 2024), btae353. <https://doi.org/10.1093/bioinformatics/btae353>
- [152] S M Meystre, F J Friedlin, B R South, S Shen, and M H Samore. 2010. Automatic de-identification of textual documents in the electronic health record: a review of recent research. *BMC Medical Research Methodology* 10, 1 (2010), 70. <https://doi.org/10.1186/1471-2288-10-70>
- [153] Microsoft. 2024. Phi-3-mini-4k-instruct. <https://huggingface.co/microsoft/Phi-3-mini-4k-instruct>. Accessed: 2025-03-16.
- [154] Mistral AI. 2024. Mistral-7B-Instruct-v0.3. <https://huggingface.co/mistralai/Mistral-7B-Instruct-v0.3>. Accessed: 2025-03-16.
- [155] Mistral AI. 2024. Mistral-Small-3.1-24B-Instruct-2503. <https://huggingface.co/mistralai/Mistral-Small-3.1-24B-Instruct-2503>. Accessed: 2025-03-16.
- [156] Itai Mondshine, Tzuf Paz-Argaman, and Reut Tsarfaty. 2025. Beyond English: The Impact of Prompt Translation Strategies across Languages and Tasks in Multilingual LLMs. arXiv:2502.09331 [cs.CL] <https://arxiv.org/abs/2502.09331> Submitted on 13 Feb 2025.
- [157] John H. Morris, Kiran Soman, Ruken E. Akbas, Xiaoqian Zhou, Benjamin Smith, Emily C. Meng, Chia-Chi Huang, Guido Cerono, Gunter Schenk, Andrea Rizk-Jackson, Anis Harroud, Lynn Sanders, Sylvain V. Costes, Komal Bharat, Anindya Chakraborty, Alexander R. Pico, Tsoghik Mardirossian, Michael Keiser, Ann Tang, Julia Hardi, Yan Shi, Mark Musen, Sonoo Israni, Stephanie Huang, Peter W. Rose, Christopher A. Nelson, and Sergio E. Baranzini. 2023. The scalable precision medicine open knowledge engine (SPOKE): a massive knowledge graph of biomedical information. *Bioinformatics* 39, 2 (2023), btad080. <https://doi.org/10.1093/bioinformatics/btad080>
- [158] D. Moser, M. Bender, and M. Sariyar. 2024. Generating Synthetic Healthcare Dialogues in Emergency Medicine Using Large Language Models. *Studies in Health Technology and Informatics* 321 (Nov 22 2024), 235–239. <https://doi.org/10.3233/SHIT241099>
- [159] S Myers, T A Miller, Y Gao, M M Churpek, A Mayampurath, D Dligach, and M Afshar. 2025. Lessons learned on information retrieval in electronic health records: a comparison of embedding models and pooling strategies. *Journal of the American Medical Informatics Association* 32, 2 (1 Feb 2025), 357–364. <https://doi.org/10.1093/jamia/ocae308>
- [160] A. Névél, H. Dalianis, S. Velupillai, et al. 2018. Clinical Natural Language Processing in languages other than English: opportunities and challenges. *Journal of Biomedical Semantics* 9, 12 (2018). <https://doi.org/10.1186/s13326-018-0179-8>
- [161] M Omar, V Ullanat, M Loda, L Marchionni, and R Umeton. 2024. ChatGPT for digital pathology research. *Lancet Digital Health* 6, 8 (Aug 2024), e595–e600. [https://doi.org/10.1016/S2589-7500\(24\)00114-6](https://doi.org/10.1016/S2589-7500(24)00114-6) Epub 2024 Jul 9.
- [162] C. S. Ong, N. T. Obey, Y. Zheng, A. Cohan, and E. B. Schneider. 2024. SurgeryLLM: a retrieval-augmented generation large language model framework for surgical decision support and workflow enhancement. *NPJ Digital Medicine* 7, 1 (Dec 18 2024), 364. <https://doi.org/10.1038/s41746-024-01391-3>
- [163] OpenAI. 2023. Vector Embeddings. <https://platform.openai.com/docs/guides/embeddings>
- [164] OpenAI. 2025. Text generation - OpenAI API. OpenAI. <https://platform.openai.com/docs/guides/text-generation>
- [165] Shintaro Ozaki, Yuta Kato, Siyuan Feng, Masayo Tomita, Kazuki Hayashi, Ryoma Obara, Masafumi Oyamada, Katsuhiko Hayashi, Hidetaka Kamigaito, and Taro Watanabe. 2024. Understanding the Impact of Confidence in Retrieval Augmented Generation: A Case Study in the Medical Domain. <https://arxiv.org/abs/2412.17895>. arXiv:2412.17895 [cs.CL].
- [166] Ankit Pal, Logesh Kumar Umapathi, and Malaikannan Sankarasubbu. 2022. MedMCQA: A large-scale multi-subject multi-choice dataset for medical domain question answering. In *Proceedings of the Conference on Health, Inference, and Learning*, Vol. 174. PMLR, 248–260.
- [167] B. Parmanto, B. Aryoyudanta, T. W. Soekinto, I. M. A. Setiawan, Y. Wang, H. Hu, A. Saptono, and Y. K. Choi. 2024. A Reliable and Accessible Caregiving Language Model (CaLM) to Support Tools for Caregivers: Development and Evaluation Study. *JMIR Formative Research* 8 (Jul 31 2024), e54633. <https://doi.org/10.2196/54633>
- [168] D. Peasley, R. Kuplicki, S. Sen, and M. Paulus. 2025. Leveraging Large Language Models and Agent-Based Systems for Scientific Data Analysis: Validation Study. *JMIR Mental Health* 12 (Feb. 2025), e68135. <https://doi.org/10.2196/68135>
- [169] Bioma Pelka, Sven Koitka, Johannes Rückert, Felix Nensa, and Christoph M. Friedrich. 2018. Radiology objects in context (roco): A multimodal image dataset. In *Intravascular Imaging and Computer Assisted Stenting and Large-Scale Annotation of Biomedical Data and Expert Label Synthesis*. Springer International Publishing, 180–189.
- [170] Boci Peng, Yun Zhu, Yongchao Liu, Xiaohe Bo, Haizhou Shi, Chuntao Hong, Yan Zhang, and Siliang Tang. 2024. Graph Retrieval-Augmented Generation: A Survey. arXiv:2408.08092 [cs.AI] <https://arxiv.org/abs/2408.08092> arXiv:2408.08092 [cs.AI].
- [171] Pinecone. 2024. Pinecone Overview. <https://docs.pinecone.io/guides/getting-started/overview>. Accessed: 2024-03-22.

- [172] S. Puts, C. M. L. Zegers, A. Dekker, and I. Bermejo. 2025. Developing an ICD-10 Coding Assistant: Pilot Study Using RoBERTa and GPT-4 for Term Extraction and Description-Based Code Selection. *JMIR Formative Research* 9 (2025), e60095. <https://doi.org/10.2196/60095>
- [173] S. Quazi and J. A. Malik. 2022. A Systematic Review of Personalized Health Applications through Human-Computer Interactions (HCI) on Cardiovascular Health Optimization. *Journal of Cardiovascular Development and Disease* 9, 8 (16 Aug. 2022), 273. <https://doi.org/10.3390/jcdd9080273>
- [174] Qwen Team. 2024. Qwen/QwQ-32B. <https://huggingface.co/Qwen/QwQ-32B>. Accessed: 2025-03-16.
- [175] Colin Raffel, Noam Shazeer, Adam Roberts, Katherine Lee, Sharan Narang, Michael Matena, Yanqi Zhou, Wei Li, and Peter J. Liu. 2020. Exploring the Limits of Transfer Learning with a Unified Text-to-Text Transformer. *Journal of Machine Learning Research* 21, 140 (2020), 1–67. <http://jmlr.org/papers/v21/20-074.html>
- [176] S. Raminedi, S. Shridevi, and D. Won. 2024. Multi-modal transformer architecture for medical image analysis and automated report generation. *Scientific Reports* 14, 1 (August 20 2024), 19281. <https://doi.org/10.1038/s41598-024-69981-5>
- [177] Mercy Ranjit, Gopinath Ganapathy, Ranjit Manuel, and Tanuja Ganu. 2023. Retrieval Augmented Chest X-Ray Report Generation using OpenAI GPT models. In *Proceedings of the 8th Machine Learning for Healthcare Conference (Proceedings of Machine Learning Research, Vol. 219)*, Kaivalya Deshpande, Madalina Fiterau, Shalmali Joshi, Zachary Lipton, Rajesh Ranganath, Iñigo Urteaga, and Serene Yeung (Eds.). PMLR, 650–666. <https://proceedings.mlr.press/v219/ranjit23a.html>
- [178] Mercy Ranjit, Gopinath Ganapathy, Ranjit Manuel, and Tanuja Ganu. 2023. Retrieval augmented chest x-ray report generation using openai gpt models. In *Machine Learning for Healthcare Conference*. PMLR, 650–666.
- [179] Svenja Rau, Anna Rau, Jörg Nattenmüller, Andreas Fink, Fabian Bamberg, Marco Reisert, and Markus F Russe. 2024. A retrieval-augmented chatbot based on GPT-4 provides appropriate differential diagnosis in gastrointestinal radiology: a proof of concept study. *European Radiology Experimental* 8, 1 (2024), 60. <https://doi.org/10.1186/s41747-024-00457-x>
- [180] Navid Rekabsaz, Oleg Lesota, Markus Schedl, Jon Brassey, and Carsten Eickhoff. 2021. TripClick: The Log Files of a Large Health Web Search Engine. In *Proceedings of the 44th International ACM SIGIR Conference on Research and Development in Information Retrieval (SIGIR '21)* (Virtual Event, Canada). Association for Computing Machinery, New York, NY, USA, 2507–2513. <https://doi.org/10.1145/3404835.3463242>
- [181] Stephen Robertson and Hugo Zaragoza. 2009. The Probabilistic Relevance Framework: BM25 and Beyond. *Found. Trends Inf. Retr.* 3, 4 (April 2009), 333–389. <https://doi.org/10.1561/15000000019>
- [182] Y. Santander-Cruz, S. Salazar-Colores, W. J. Paredes-Garcia, I. Cruz-Aceves, L. Chacón-Hernández, C. E. Galván-Tejada, L. A. Zanella-Calzada, N. K. Gamboa-Rosales, J. M. Celaya-Padilla, J. M. Gálvez, et al. 2022. Semantic Feature Extraction Using SBERT for Dementia Detection. *Brain Sciences* 12, 2 (2022), 270. <https://doi.org/10.3390/brainsci12020270>
- [183] Snigdha Santra, Preet Kukreja, Kinshuk Saxena, Sanyam Gandhi, and Om V. Singh. 2024. Navigating regulatory and policy challenges for AI enabled combination devices. *Frontiers in Medical Technology* 6 (2024), 1473350. <https://doi.org/10.3389/fmedt.2024.1473350>
- [184] Isabel Segura-Bedmar, Paloma Martínez Fernández, and Mariá Herrero Zazo. 2013. Semeval-2013 Task 9: Extraction of Drug-Drug Interactions from Biomedical Texts (DDIExtraction 2013). In *Proceedings of the Seventh International Workshop on Semantic Evaluation (SemEval 2013)*. Association for Computational Linguistics, Atlanta, Georgia, USA, 341–350.
- [185] Y. Selcuk, E. Kim, and I. Ahn. 2025. InfectA-Chat, an Arabic Large Language Model for Infectious Diseases: Comparative Analysis. *JMIR Med Inform* 13 (Feb 10 2025), e63881. <https://doi.org/10.2196/63881>
- [186] M. Sevgi, F. Antaki, and P. A. Keane. 2024. Medical education with large language models in ophthalmology: custom instructions and enhanced retrieval capabilities. *British Journal of Ophthalmology* 108, 10 (2024), 1354–1361. <https://doi.org/10.1136/bjo-2023-325046> Epub ahead of print.
- [187] K. Singhal, S. Azizi, T. Tu, et al. 2022. Large language models encode clinical knowledge. *arXiv preprint arXiv:2212.13138* (2022). <https://doi.org/10.48550/arXiv.2212.13138>
- [188] Shamane Siriwardhana, Rivindu Weerasekera, Elliott Wen, Tharindu Kaluarachchi, Rajib Rana, and Suranga Nanayakkara. 2023. Improving the Domain Adaptation of Retrieval Augmented Generation (RAG) Models for Open Domain Question Answering. *Transactions of the Association for Computational Linguistics* 11 (2023), 1–17.
- [189] Sonish Sivarajkumar, Haneef Ahamed Mohammad, David Oniani, Kirk Roberts, William Hersh, Hongfang Liu, Daqing He, Shyam Visweswaran, and Yanshan Wang. 2024. Clinical Information Retrieval: A Literature Review. *Journal of Healthcare Informatics Research* 8, 2 (2024), 313–352. <https://doi.org/10.1007/s41666-024-00159-4>
- [190] Phillip Sloan, Philip Clatworthy, Edwin Simpson, and Majid Mirmehdi. 2024. Automated radiology report generation: A review of recent advances. *IEEE Reviews in Biomedical Engineering* (2024).
- [191] Jiwoong Sohn, Yein Park, Chanwoong Yoon, Sihyeon Park, Hyeon Hwang, Mujeen Sung, Hyunjae Kim, and Jaewoo Kang. 2024. Rationale-Guided Retrieval Augmented Generation for Medical Question Answering. <https://arxiv.org/abs/2411.00300>. arXiv:2411.00300 [cs.CL].
- [192] Aivin V. Solatorio. 2024. GISTEmbed: Guided In-sample Selection of Training Negatives for Text Embedding Fine-tuning. *arXiv preprint arXiv:2402.16829* (2024). arXiv:2402.16829 [cs.LG] <https://arxiv.org/abs/2402.16829>
- [193] K Soman, PW Rose, JH Morris, RE Akbas, B Smith, B Peetoom, C Villouta-Reyes, G Ceroni, Y Shi, A Rizk-Jackson, S Israni, CA Nelson, S Huang, and SE Baranzini. 2024. Biomedical knowledge graph-optimized prompt generation for large language models. *Bioinformatics* 40, 9 (2 Sep 2024), btae560. <https://doi.org/10.1093/bioinformatics/btae560>
- [194] Steven Song, Anirudh Subramanyam, Irene Madejski, and Robert L Grossman. 2024. LaB-RAG: Label Boosted Retrieval Augmented Generation for Radiology Report Generation. *arXiv preprint arXiv:2411.16523* (2024).
- [195] D. Soong, S. Sridhar, H. Si, J.S. Wagner, A.C.C. Sá, C.Y. Yu, K. Karagoz, M. Guan, S. Kumar, H. Hamadeh, and B.W. Higgs. 2024. Improving Accuracy of GPT-3/4 Results on Biomedical Data Using a Retrieval-Augmented Language Model. *PLOS Digital Health* 3, 8 (2024), e0000568. <https://doi.org/10.1371/journal.pdig.0000568>
- [196] Dominik Stammbach, Boya Zhang, and Elliott Ash. 2023. The Choice of Textual Knowledge Base in Automated Claim Checking. *J. Data and Information Quality* 15, 1, Article 3 (March 2023), 22 pages. <https://doi.org/10.1145/3561389>
- [197] D. Steybe, P. Poxleitner, S. Aljohani, B. B. Herlofson, O. Nicolatou-Galitis, V. Patel, S. Fedele, T. G. Kwon, V. Fusco, S. E. C. Pichardo, K. T. Obermeier, S. Otto, A. Rau, and M. F. Russe. 2025. Evaluation of a context-aware chatbot using retrieval-augmented generation for answering clinical questions on medication-related osteonecrosis of the jaw. *J Craniomaxillofac Surg* (Jan 10 2025), S1010–S182(24)00341–X. <https://doi.org/10.1016/j.jcms.2024.12.009>
- [198] L. Sun, J. Zhao, M. Han, et al. 2024. Fact-aware multimodal retrieval augmentation for accurate medical radiology report generation. *arXiv preprint arXiv:2407.15268* (2024). <https://arxiv.org/abs/2407.15268>

- [199] Liwen Sun, James Zhao, Megan Han, and Chenyan Xiong. 2024. Fact-aware multimodal retrieval augmentation for accurate medical radiology report generation. *arXiv preprint arXiv:2407.15268* (2024).
- [200] R. T. Sutton, D. Pincock, D. C. Baumgart, D. C. Sadowski, R. N. Fedorak, and K. I. Kroeker. 2020. An overview of clinical decision support systems: benefits, risks, and strategies for success. *NPJ Digital Medicine* 3 (Feb 2020), 17. <https://doi.org/10.1038/s41746-020-0221-y>
- [201] Olivier Taboureau, Karine Audouze, August B. Smit, Charles Trevor, Sheila Whitebread, Byoung-Kuk Park, Paul Goldsmith, Bastian Wiestler, Thomas S. Jensen, and Søren Brunak. 2010. ChemProt: a disease chemical biology database. *Nucleic Acids Research* 39, suppl_1 (2010), D367–D372. <https://doi.org/10.1093/nar/gkq870>
- [202] Lynda Tamine and Lorraine Goeuriot. 2021. Semantic Information Retrieval on Medical Texts: Research Challenges, Survey, and Open Issues. *ACM Comput. Surv.* 54, 7, Article 146 (Sept. 2021), 38 pages. <https://doi.org/10.1145/3462476>
- [203] MosaicML NLP Team. 2023. *Introducing MPT-7B: A New Standard for Open-Source, Commercially Usable LLMs*. www.mosaicml.com/blog/mpt-7b Accessed: 2023-05-05.
- [204] Qdrant Team. 2023. fastembed: A blazing fast embedding library. <https://github.com/qdrant/fastembed>. Accessed: 2025-04-13.
- [205] The Whoosh Team. 2024. Whoosh Documentation: Release Notes. <https://whoosh.readthedocs.io/en/latest/releases/index.html>. Accessed: 2025-03-13.
- [206] Nandan Thakur, Nils Reimers, Johannes Daxenberger, and Iryna Gurevych. 2020. Augmented SBERT: Data Augmentation Method for Improving Bi-Encoders for Pairwise Sentence Scoring Tasks. *arXiv preprint arXiv:2010.08240* (2020). <https://arxiv.org/abs/2010.08240>
- [207] P Thetbanthad, B Sathanarugsawait, and P Praneetpolgrang. 2025. Application of Generative Artificial Intelligence Models for Accurate Prescription Label Identification and Information Retrieval for the Elderly in Northern East of Thailand. *J Imaging* 11, 1 (6 Jan 2025), 11. <https://doi.org/10.3390/jimaging11010011>
- [208] S. Toro, A. V. Anagnostopoulos, S. M. Bello, K. Blumberg, R. Cameron, L. Carmody, A. D. Diehl, D. M. Dooley, W. D. Duncan, P. Fey, P. Gaudet, N. L. Harris, M. P. Joachimiak, L. Kiani, T. Lubiana, M. C. Munoz-Torres, S. O’Neil, D. Osumi-Sutherland, A. Puig-Barbe, J. T. Reese, L. Reiser, S. M. Robb, T. Ruemping, J. Seager, E. Sid, R. Stefancsik, M. Weber, V. Wood, M. A. Haendel, and C. J. Mungall. 2024. Dynamic Retrieval Augmented Generation of Ontologies using Artificial Intelligence (DRAGON-AI). *Journal of Biomedical Semantics* 15, 1 (Oct 17 2024), 19. <https://doi.org/10.1186/s13326-024-00320-3>
- [209] Hugo Touvron, Louis Martin, Kevin Stone, Peter Albert, Amjad Almahairi, Yasmine Babaei, Nikolay Bashlykov, Soumya Batra, Prajjwal Bhargava, Shruti Bhosale, Dan Bikel, Lukas Blecher, Cristian Canton Ferrer, Moya Chen, Guillem Cucurull, David Es-siobu, Jude Fernandes, Jeremy Fu, Wenyin Fu, Brian Fuller, Cynthia Gao, Vedanuj Goswami, Naman Goyal, Anthony Hartshorn, Saghar Hosseini, Rui Hou, Hakan Inan, Marcin Kardas, Viktor Kerkez, Madian Khabsa, Isabel Kloumann, Artem Korenev, Punit Singh Koura, Marie-Anne Lachaux, Thibaut Lavril, Jenya Lee, Diana Liskovich, Yinghai Lu, Yuning Mao, Xavier Martinet, Todor Mihaylov, Pushkar Mishra, Igor Molybog, Yixin Nie, Andrew Poulton, Jeremy Reizenstein, Rashi Rungta, Kalyan Saladi, Alan Schelten, Ruan Silva, Eric Michael Smith, Ranjan Subramanian, Xiaoqing Ellen Tan, Binh Tang, Ross Taylor, Adina Williams, Jian Xiang Kuan, Puxin Xu, Zheng Yan, Iliyan Zarov, Yuchen Zhang, Angela Fan, Melanie Kambadur, Sharan Narang, Aurelien Rodriguez, Robert Stojnic, Sergey Edunov, and Thomas Scialom. 2023. LLaMA 2: Open Foundation and Fine-Tuned Chat Models. *arXiv preprint* (2023). <https://arxiv.org/abs/2307.09288>
- [210] R Tozuka, H Johno, A Amakawa, J Sato, M Muto, S Seki, A Komaba, and H Onishi. 2024. Application of NotebookLM, a large language model with retrieval-augmented generation, for lung cancer staging. *Japanese Journal of Radiology* (25 Nov 2024). <https://doi.org/10.1007/s11604-024-01705-1> Epub ahead of print.
- [211] George Tsatsaronis, Georgios Balikas, Prodromos Malakasiotis, et al. 2015. An overview of the BIOASQ large-scale biomedical semantic indexing and question answering competition. *BMC Bioinformatics* 16 (2015), 1–28. <https://doi.org/10.1186/s12859-015-0564-6>
- [212] Lewis Tunstall, Edward Beeching, Nathan Lambert, Nazneen Rajani, Kashif Rasul, Younes Belkada, Shengyi Huang, Leandro von Werra, Cl  mentine Fourrier, Nathan Habib, Nathan Sarrazin, Omar Sanseviero, Alexander M. Rush, and Thomas Wolf. 2023. Zephyr: Direct Distillation of LM Alignment. *arXiv:2310.16944* [cs.LG]
- [213] O. Unlu, J. Shin, C. J. Maily, M. F. Oates, M. R. Tucci, M. Varugheese, K. Waghlikar, F. Wang, B. M. Scirica, A. J. Blood, and S. J. Aronson. 2024. Retrieval Augmented Generation Enabled Generative Pre-Trained Transformer 4 (GPT-4) Performance for Clinical Trial Screening. *medRxiv [Preprint]* (Feb 8 2024), 2024.02.08.24302376. <https://doi.org/10.1101/2024.02.08.24302376>
- [214] D P Upadhyaya, A G Shaikh, G B Cakir, K Prantzalos, P Golnari, F F Ghasia, and S S Sahoo. 2024. A 360   View for Large Language Models: Early Detection of Amblyopia in Children using Multi-View Eye Movement Recordings. *medRxiv [Preprint]* (10 May 2024), 2024.05.03.24306688. <https://doi.org/10.1101/2024.05.03.24306688>
- [215] Bingning Wang, Haizhou Zhao, Huozhi Zhou, Liang Song, Mingyu Xu, Wei Cheng, Xiangrong Zeng, Yupeng Zhang, Yuqi Huo, Zecheng Wang, Zhengyun Zhao, Da Pan, Fei Kou, Fei Li, Fuzhong Chen, Guosheng Dong, Han Liu, Hongda Zhang, Jin He, Jinjie Yang, Kangxi Wu, Kegeng Wu, Lei Su, Linlin Niu, Linzhuang Sun, Mang Wang, Pengcheng Fan, Qianli Shen, Rihui Xin, Shunya Dang, Songchi Zhou, Weipeng Chen, Wenjing Luo, Xin Chen, Xin Men, Xionghai Lin, Xuezhen Dong, Yan Zhang, Yifei Duan, Yuyan Zhou, Zhi Ma, and Zhiying Wu. 2025. Baichuan-M1: Pushing the Medical Capability of Large Language Models. <https://arxiv.org/abs/2502.09298>. arXiv:2502.09298 [cs.CL], v2.
- [216] D. Wang, J. Liang, J. Ye, J. Li, J. Li, Q. Zhang, Q. Hu, C. Pan, D. Wang, Z. Liu, W. Shi, D. Shi, F. Li, B. Qu, and Y. Zheng. 2024. Enhancement of the Performance of Large Language Models in Diabetes Education through Retrieval-Augmented Generation: Comparative Study. *Journal of Medical Internet Research* 26 (Nov 8 2024), e58041. <https://doi.org/10.2196/58041>
- [217] Jiajia Wang, Jimmy Xiangji Huang, Xinhui Tu, Junmei Wang, Angela Jennifer Huang, Md Tahmid Rahman Laskar, and Amran Bhuiyan. 2024. Utilizing BERT for Information Retrieval: Survey, Applications, Resources, and Challenges. *ACM Comput. Surv.* 56, 7, Article 185 (April 2024), 33 pages. <https://doi.org/10.1145/3648471>
- [218] J. Wang, Z. Yang, Z. Yao, et al. 2024. JMLR: Joint Medical LLM and Retrieval Training for Enhancing Reasoning and Professional Question Answering Capability. *arXiv preprint arXiv:2402.17887* (2024). <https://arxiv.org/abs/2402.17887>
- [219] Weaviate. 2024. Weaviate Developers Documentation. <https://weaviate.io/developers/weaviate>. Accessed: 2025-03-16.
- [220] D. S. Wishart, C. Knox, A. C. Guo, S. Shrivastava, M. Hassanali, P. Stothard, Z. Chang, and J. Woolsey. 2006. DrugBank: A comprehensive resource for in silico drug discovery and exploration. *Nucleic Acids Research* 34, suppl 1 (2006), D668–D672. <https://doi.org/10.1093/nar/gkj067>
- [221] J.J. Woo, A.J. Yang, R.J. Olsen, S.S. Hasan, D.H. Nawabi, B.U. Nwachukwu, R.J. 3rd Williams, and P.N. Ramkumar. 2025. Custom Large Language Models Improve Accuracy: Comparing Retrieval Augmented Generation and Artificial Intelligence Agents to

- Noncustom Models for Evidence-Based Medicine. *Arthroscopy* 41, 3 (Mar 2025), 565–573.e6. <https://doi.org/10.1016/j.arthro.2024.10.042> Epub 2024 Nov 7.
- [222] C. Wu, W. Lin, X. Zhang, et al. 2024. PMC-LLaMA: Toward Building Open-Source Language Models for Medicine. *Journal of the American Medical Informatics Association* 31, 9 (2024), 1833–1843. <https://doi.org/10.1016/j.jam.2024.10.042>
- [223] Chaoyi Wu, Weixiong Lin, Xiaoman Zhang, Ya Zhang, Yanfeng Wang, and Weidi Xie. 2023. PMC-LLaMA: Towards Building Open-source Language Models for Medicine. *arXiv preprint arXiv:2304.14454* (2023).
- [224] Peng Xia, Kangyu Zhu, Haoran Li, Tianze Wang, Weijia Shi, Sheng Wang, Linjun Zhang, James Zou, and Huaxiu Yao. 2024. MMed-RAG: Versatile Multimodal RAG System for Medical Vision Language Models. *arXiv preprint arXiv:2410.13085* (2024).
- [225] Peng Xia, Kangyu Zhu, Haoran Li, Hongtu Zhu, Yun Li, Gang Li, Linjun Zhang, and Huaxiu Yao. 2024. RULE: Reliable Multimodal RAG for Factuality in Medical Vision Language Models. In *Proceedings of the 2024 Conference on Empirical Methods in Natural Language Processing* (Miami, Florida, USA). Association for Computational Linguistics, 1081–1093.
- [226] Hanguang Xiao, Feizhong Zhou, Xingyue Liu, Tianqi Liu, Zhipeng Li, Xin Liu, and Xiaoxuan Huang. 2025. A comprehensive survey of large language models and multimodal large language models in medicine. *Information Fusion* 117 (2025), 102888. <https://doi.org/10.1016/j.inffus.2024.102888>
- [227] Shitao Xiao, Zheng Liu, Peitian Zhang, and Niklas Muennighoff. 2023. C-Pack: Packaged Resources To Advance General Chinese Embedding. *arXiv:2309.07597* [cs.CL]
- [228] Zhengyang Xiao, Himadri B. Pakrasi, Yixin Chen, and Yinjie J. Tang. 2025. Network for knowledge Organization (NEKO): An AI knowledge mining workflow for synthetic biology research. *Metabolic Engineering* 87 (2025), 60–67. <https://doi.org/10.1016/j.ymben.2024.11.006>
- [229] Guangzhi Xiong, Qiao Jin, Zhiyong Lu, and Aidong Zhang. 2024. Benchmarking retrieval-augmented generation for medicine. In *Findings of the Association for Computational Linguistics ACL 2024*. 6233–6251.
- [230] Guangzhi Xiong, Qiao Jin, Zhiyong Lu, and Aidong Zhang. 2024. Benchmarking Retrieval-Augmented Generation for Medicine. In *Findings of the Association for Computational Linguistics ACL 2024*, Lun-Wei Ku, Andre Martins, and Vivek Srikumar (Eds.). Association for Computational Linguistics, Bangkok, Thailand and virtual meeting, 6233–6251. <https://aclanthology.org/2024.findings-acl.372>
- [231] G. Xiong, Q. Jin, X. Wang, M. Zhang, Z. Lu, and A. Zhang. 2025. Improving Retrieval-Augmented Generation in Medicine with Iterative Follow-up Questions. *Pacific Symposium on Biocomputing* 30 (2025), 199–214.
- [232] R. Xu, Y. Hong, F. Zhang, and H. Xu. 2024. Evaluation of the integration of retrieval-augmented generation in large language model for breast cancer nursing care responses. *Scientific Reports* 14, 1 (Dec. 2024), 30794. <https://doi.org/10.1038/s41598-024-81052-3>
- [233] Ran Xu, Wenqi Shi, Yue Yu, Yuchen Zhuang, Yanqiao Zhu, May Dongmei Wang, Joyce C. Ho, Chao Zhang, and Carl Yang. 2024. BMRetriever: Tuning Large Language Models as Better Biomedical Text Retrievers. In *Proceedings of the 2024 Conference on Empirical Methods in Natural Language Processing*. Association for Computational Linguistics, Miami, Florida, USA, 22234–22254.
- [234] Xiaohan Xu, Ming Li, Chongyang Tao, Tao Shen, Reynold Cheng, Jinyang Li, Can Xu, Dacheng Tao, and Tianyi Zhou. 2024. A Survey on Knowledge Distillation of Large Language Models. *arXiv preprint arXiv:2402.13116* (2024).
- [235] J. Yang, L. Shu, H. Duan, and H. Li. 2024. RDguru: A Conversational Intelligent Agent for Rare Diseases. *IEEE Journal of Biomedical and Health Informatics* PP (2024). <https://doi.org/10.1109/JBHI.2024.3464555> Epub ahead of print.
- [236] R Yang, Q Zeng, K You, Y Qiao, L Huang, C C Hsieh, B Rosand, J Goldwasser, A Dave, T Keenan, Y Ke, C Hong, N Liu, E Chew, D Radev, Z Lu, H Xu, Q Chen, and I Li. 2024. Ascle-A Python Natural Language Processing Toolkit for Medical Text Generation: Development and Evaluation Study. *Journal of Medical Internet Research* 26 (3 Oct 2024), e60601. <https://doi.org/10.2196/60601>
- [237] Y. Yang et al. 2025. Spatio-Temporal and Retrieval-Augmented Modelling for Chest X-Ray Report Generation. *IEEE Transactions on Medical Imaging* (2025). <https://doi.org/10.1109/TMI.2025.3554498>
- [238] Han Yu, Peikun Guo, and Akane Sano. 2023. Zero-Shot ECG Diagnosis with Large Language Models and Retrieval-Augmented Generation. In *Proceedings of the 3rd Machine Learning for Health Symposium (Proceedings of Machine Learning Research, Vol. 225)*, Stefan Hegselmann, Antonio Parziale, Divya Shanmugam, Shengpu Tang, Mercy Nyamawaa Asiedu, Serina Chang, Tom Hartvigsen, and Harvineet Singh (Eds.). PMLR, 650–663. <https://proceedings.mlr.press/v225/yyu23b.html>
- [239] C. Zelin, W. K. Chung, M. Jeanne, G. Zhang, and C. Weng. 2024. Rare disease diagnosis using knowledge guided retrieval augmentation for ChatGPT. *Journal of Biomedical Informatics* 157 (September 2024), 104702. <https://doi.org/10.1016/j.jbi.2024.104702> Epub 2024 Jul 29.
- [240] Zaifu Zhan, Jun Wang, Shuang Zhou, Jiawen Deng, and Rui Zhang. 2025. MMRAG: Multi-Mode Retrieval-Augmented Generation with Large Language Models for Biomedical In-Context Learning. *arXiv:2502.15954* [cs.CL] <https://arxiv.org/abs/2502.15954>
- [241] Z. Zhan, S. Zhou, M. Li, and R. Zhang. 2025. RAMIE: retrieval-augmented multi-task information extraction with large language models on dietary supplements. *Journal of the American Medical Informatics Association* 32, 3 (March 2025), 545–554. <https://doi.org/10.1093/jamia/ocaf002>
- [242] Boya Zhang, Nona Naderi, Rahul Mishra, and Douglas Teodoro. 2024. Online Health Search Via Multidimensional Information Quality Assessment Based on Deep Language Models: Algorithm Development and Validation. *JMIR AI* 3 (2024), e42630.
- [243] Liang Zhao, Yang Wang, Xinyu Wang, Rui Lin, Zhanxin Gang, and Baijiang Xu. 2024. Copd-ChatGLM: A Chronic Obstructive Pulmonary Disease Diagnostic Model. In *2024 IEEE International Conference on Bioinformatics and Biomedicine (BIBM)*. 2965–2970. <https://doi.org/10.1109/BIBM62325.2024.10822841>
- [244] Quantong Zhao, Haiyan Wang, Ran Wang, and Hongshi Cao. 2025. Deriving insights from enhanced accuracy: Leveraging prompt engineering in custom GPT for assessing Chinese Nursing Licensing Exam. *Nurse Education in Practice* 84 (2025), 104284. <https://doi.org/10.1016/j.nepr.2025.104284>
- [245] Wayne Xin Zhao, Jing Liu, Ruiyang Ren, and Ji-Rong Wen. 2024. Dense Text Retrieval Based on Pretrained Language Models: A Survey. *ACM Trans. Inf. Syst.* 42, 4, Article 89 (Feb. 2024), 60 pages. <https://doi.org/10.1145/3637870>
- [246] W. X. Zhao, K. Zhou, J. Li, et al. 2023. A Survey of Large Language Models. *arXiv preprint arXiv:2303.18223*, 1(2) (2023). <https://arxiv.org/abs/2303.18223>
- [247] Y. Zheng, Y. Yan, S. Chen, Y. Cai, K. Ren, Y. Liu, J. Zhuang, and M. Zhao. 2025. Integrating retrieval-augmented generation for enhanced personalized physician recommendations in web-based medical services: model development study. *Frontiers in Public Health* 13 (Jan 29 2025), 1501408. <https://doi.org/10.3389/fpubh.2025.1501408>

- [248] Kai Zhong, Lei Zhang, Lei Wang, Xiaolin Shu, and Zhiheng Wang. 2024. Class-Center-Based Self-Knowledge Distillation: A Simple Method to Reduce Intra-Class Variance. *Applied Sciences* 14, 16 (2024), 7022. <https://doi.org/10.3390/app14167022>