

# Dynamic and Distributed Routing in IoT Networks based on Multi-Objective Q-Learning

Shubham Vaishnav, Praveen Kumar Donta, *Senior Member, IEEE*, and Sindri Magnússon

**Abstract**—IoT networks often face conflicting routing goals such as maximizing packet delivery, minimizing delay, and conserving limited battery energy. These priorities can also change dynamically: for example, an emergency alert requires high reliability, while routine monitoring prioritizes energy efficiency to prolong network lifetime. Existing works, including many deep reinforcement learning approaches, are typically centralized and assume static objectives, making them slow to adapt when preferences shift. We propose a dynamic and fully distributed multi-objective Q-learning routing algorithm that learns multiple per-preference Q-tables in parallel and introduces a novel greedy interpolation policy to act near-optimally for unseen preferences without retraining or central coordination. A theoretical analysis further shows that the optimal value function is Lipschitz-continuous in the preference parameter, ensuring that the proposed greedy interpolation policy yields provably near-optimal behavior. Simulations show that our approach adapts in real time to shifting priorities and achieves up to 80–90% lower energy consumption and more than 2–5× higher cumulative rewards and packet delivery compared to six baseline protocols. These results demonstrate significant gains in adaptability, delivery, and efficiency for dynamic IoT environments.

**Index Terms**—Dynamic and Distributed Routing, Multiobjective, Q-Learning, Energy-efficiency, Internet of Things

## I. INTRODUCTION

The Internet of Things (IoT) has grown rapidly in recent years, connecting billions of devices across domains such as smart healthcare, environmental monitoring, and smart cities. A fundamental task in IoT networks is to sense and transmit data over multi-hop wireless links to destination nodes such as sinks or base stations. Routing in such networks is challenging because nodes are energy-constrained, links are lossy, and traffic requirements vary widely across applications.

Designing efficient routing protocols for IoT requires balancing multiple, often contradictory objectives. For instance, the most energy-efficient path may traverse unreliable links and lead to high packet loss, while the most reliable or lowest-latency path may drain batteries quickly. Moreover, the relative importance of these objectives is not fixed: as an example, during time-critical events, latency and reliability are prioritized, whereas under normal conditions, energy conservation becomes more important to extend network lifetime. Future IoT systems must therefore support dynamic preference adaptation, where routing policies can adjust to shifting priorities in real time [1], [2].

Classical approaches to multiobjective optimization often rely on weighted-sum formulations, where objectives are

scaled by fixed weights and combined into a single cost function. While this provides a Pareto front of trade-offs, it assumes that preferences remain static [3]. In real-world IoT systems, however, priorities may change unpredictably during operation, making static weighting schemes insufficient.

Traditional routing solutions therefore fall short in dynamic IoT settings. Algorithms such as Dijkstra-based methods are computationally expensive for resource-limited devices. Heuristic schemes (e.g., fuzzy logic, clustering, or trust-based protocols) cannot adapt efficiently to changing objectives. Reinforcement learning (RL) approaches [4]–[15] have emerged as promising alternatives, as they can learn routing decisions from interaction with the environment. However, most existing RL-based works (including deep RL methods) either (i) assume static objectives and retrain policies when preferences change, or (ii) rely on centralized controllers (e.g., SDN-based designs), which face problems of scalability, privacy, and single points of failure [16]. This highlights the need to develop novel RL-based approaches for dynamic large-scale IoT deployments.

## A. Motivation

Real-world IoT deployments require routing protocols that are dynamic, distributed, and resource-aware. Specifically:

- **Dynamic adaptation:** Objectives such as packet delivery and energy efficiency change in importance depending on the network state and application needs. A protocol must adapt quickly without retraining from scratch.
- **Efficient knowledge reuse:** Since retraining is costly and slow, the system must leverage past learning to adapt instantly to new preference settings.
- **Distributed operation:** Each IoT node has limited energy and knowledge of the network. Protocols must work without global controllers or complete topology knowledge, using only local neighbor information.

These requirements motivate the design of a routing scheme that can simultaneously prepare for multiple objective trade-offs, act near-optimally for unseen dynamic preferences, and operate in a fully distributed manner.

## B. Contributions and Novelty

This paper proposes a Dynamic Preference Q-Learning (DPQ-Learning) routing protocol that addresses the above challenges.

The key contributions of this work are summarized as follows:

- 1) **Distributed Multi-Objective Q-Learning Framework:** A fully distributed tabular Q-learning scheme that learns multiple per-preference Q-tables in parallel from a single behavior stream, enabling efficient reuse of experience under IoT constraints.
- 2) **A Novel Greedy Interpolation Policy for Dynamic Preferences:** A lightweight interpolation mechanism that allows seamless adaptation to sudden changes in preference weights without retraining or centralized control.
- 3) **Theoretical Guarantee of Near-Optimality:** A formal analysis establishing that the interpolated policy remains provably near-optimal across the entire range of preferences, providing theoretical support for the algorithm's real-time adaptability and stability.

The paper is organized as follows: Section II discusses related work, Section III outlines the system model and problem formulation, Section IV details the proposed algorithm, Section V illustrates how the algorithm can be implemented in fully distributed manner, Section VII presents our simulation results, and Section VIII concludes.

## II. RELATED WORKS

Over the last two decades, there has been an upsurge in research related to developing efficient routing protocols for wireless networks and IoT. Some works present enhancements in Dijkstra's algorithm for routing [19], [20]. However, such routing protocols are often associated with high local computations, storage requirements, and time complexities. Thus, it is inefficient to utilize them for resource-constrained IoT networks today since they have to deliver quality services to users. Also, some other heuristic-based methods like fuzzy logic [19], trust-based or cluster-based approaches such as MANET and VANET are also unable to meet the multi-objective expectations from IoT of the present and future. With the evolution of Machine Learning (ML), many ML-based approaches have been presented as promising solutions to routing-related optimization problems. Some of these routing algorithms are built on ML paradigms such as clustering, and evolutionary algorithms [21].

RL, among other data-driven ML approaches, has attracted special attention since it provides us with the facility to learn optimal policies while interacting with the environment. Thus, many RL-based routing protocols have been proposed [4]–[15], [17], [18], [22]–[28]. A direct utilization of RL for IoT is to rely upon a central controller for route planning and control. This has been made possible by the recent development of software-defined networking (SDN). In SDN-enabled IoT networks, a central controller has complete knowledge of the network topology and takes most of the control decisions in the network. The SDN-based centralized protocols [7], [8], [12], [13], [15], [25], [26], [28] face several challenges. Since the SDN controller plays a pivotal role in such protocols, it is an attractive target for malicious users to carry out DDoS attacks or other security attacks [29]. Such routing protocols are also vulnerable to single-point failures. Another critical issue in IoT is maintaining individual IoT nodes' data privacy. Sharing all the data with a central controller can be both cost-inefficient

and also pose a risk to data privacy. Moreover, as the size of IoT networks is increasing rapidly, scalability is a major issue with these centralized protocols [26].

With a more intelligent organization, it is feasible and beneficial to employ distributed versions of RL algorithms for routing. As an example, in tabular Q-learning, SDN-based and other centralized approaches rely on a centralized controller to keep the knowledge of the entire network, store the entire Q-table, and do the whole route planning as the RL agent. However, the Q-table can be split into smaller parts, with each node having its local small Q-tables with information about and interaction with their immediate neighbors. In this way, each node acts as an RL agent capable of making its own decisions. Some existing research works utilize this possibility and thus propose distributed RL-based routing protocols [23], [24]. Abadi et al. [22] utilize a sleep scheduling mechanism for enhancing the energy efficiency of their RL-based routing protocol. Such sleep scheduling is difficult to achieve in a fully distributed setup. Thus, they utilize a semi-distributed approach. They divide the network into clusters, with each cluster head acting as the local controller for the cluster. In this work, however, we showcase how a fully distributed RL-based scheme can be effectively applied while ensuring high energy efficiency and other vital objectives. Some other distributed RL-based routing protocols [4], [5], [10], [17] have also been proposed, but they lack in dynamically adapting to changing preferences, as described below (Comparisons are summarized in Table. I).

While the RL-based routing protocols discussed so far work well for the static objective preference on which the model is trained, they cannot deal with changing preferences and objectives. However, in IoT networks, the user and network preferences keep changing in runtime. Existing RL-based approaches cannot quickly adapt to changes in the environment, and it takes time to relearn new policies suitable for new preferences. For example, Natarajan et al. [30] introduce an approach for distributed MORL with dynamic preferences. However, it does not approximate the entire Pareto front; rather, it learns from a limited number of random policies experienced in runtime. Further, it is limited to average reward RL algorithms (ARL) like R-learning and H-learning and not to discounted Q-learning. These approaches have some drawbacks that make them unsuitable for routing in IoT. It has been established in a previous work [31] that Q-learning consistently outperforms R-learning, even when both are evaluated with the same undiscounted performance metric. Additionally, R-learning is highly sensitive to the chosen exploration strategy. Interestingly, its performance notably worsens when using Boltzmann exploration. H-learning has the drawback that it consumes several times more CPU usage to converge than the model-free methods like Q-learning [32], thus unsuitable for routing in IoT networks. To overcome all the above-mentioned challenges, we propose a novel multi-objective Q-Learning-based distributed routing scheme that can utilize the Pareto frontier learned to find efficient routing schemes swiftly adapting to the dynamically varying preferences in the network.

TABLE I: Comparative summary of RL-based routing algorithms.

Ref	Reinforcement Learning (RL) Method	Multiobjective Optimization (MO) Method	Adaptation to dynamic preferences	MO Pareto Approximation	Theoretical guarantees for MO method	Fully Distributed
[4]	DRL + Intelligent neighbor node selection	-	-	-	-	✓
[5], [10], [17]	Tabular QL	Scalarised linear reward	-	-	-	✓
[6]	RL with Actor-Critic architecture	RL-learned weights (energy vs. progress)	Likely	-	-	-
[7]	A3C Based Multistrategy RL	Ratio-based reward	-	-	-	-
[8]	Graph Neural Network (GNN) structure in Deep-RL	-	-	-	-	-
[11]	Multi-policy Deep-RL	Ratio-based rewards	-	-	-	-
[15]	Model free DRL (Actor-Critic)	Linear scalarized reward	-	-	-	-
[18]	Deep-RL (DRL)	Linear scalarization (LS) function	-	-	✓	-
<b>Our work</b>	<b>Dynamic Preference Q-Learning with Greedy Interpolation</b>	✓	✓	✓	✓	✓

### III. SYSTEM MODEL AND PROBLEM FORMULATION

#### A. Network Model and Routing Algorithms

Consider an IoT-enabled network of  $N$  nodes denoted by the set  $\mathcal{N} = \{1, \dots, N\}$ . The nodes can communicate over a directed graph  $\mathcal{G} = (\mathcal{N}, \mathcal{E})$ , where  $\mathcal{E} \subseteq \mathcal{N} \times \mathcal{N}$  is a set of edges. In particular, a node  $i \in \mathcal{N}$  can communicate data to node  $i' \in \mathcal{N}$  if and only if there is an edge from  $i$  to  $i'$ , i.e., if  $(i, i') \in \mathcal{E}$ . In the network, data transmission between nodes may experience packet loss. For each edge  $(i, j)$  in the graph, let  $P(i, j) \in (0, 1]$  represent the probability of packet loss when transmitting from node  $i$  to node  $j$ . It is important to note that the probabilities  $P(i, j)$  do not need to be known.

We focus on the problem of network routing, which involves determining an optimal path for transmitting a packet from a source node to a destination node within the network. Network routing is naturally formulated as a Stochastic Shortest Path Markov Decision Process (MDP) [33]. An MDP models sequential decision-making problems where an agent interacts with its environment over a series of steps. Formally, an MDP consists of a set of states  $\mathcal{S}$ , a set of actions  $\mathcal{A}$ , a transition function  $T : \mathcal{S} \times \mathcal{A} \rightarrow \Delta(\mathcal{S})^1$ , and a reward function  $r : \mathcal{S} \times \mathcal{A} \rightarrow \mathbb{R}$ . In a Stochastic Shortest Path MDPs we have an absorbing terminal  $s_T \in \mathcal{S}$ , meaning that once it is reached, no further transitions occur, effectively ending the decision-making process.

The agent interacts with its environment over sequence of episodes. In each episode, the agent starts in some initial state  $S^0 \in \mathcal{S}$  and at each step selects an action based on the current state. The environment then transitions to a new state according to the transition function, and the agent receives a reward as determined by the reward function. This process generates a trajectory

$$S^0, A^0, R^0, \dots, S^K, A^K, R^K, S^{K+1}, \quad (1)$$

where  $S^{K+1} = s_T$  and the sequence of states evolves according to  $S^{k+1} \sim T(S^k, A^k)$ . The rewards are given by  $R^k = r(S^k, A^k)$ . At each time step, the agent decides on the next action by following some policy, a mapping  $\pi : \mathcal{S} \rightarrow \Delta(\mathcal{A})$  from state to a distribution of actions. The

value of the policy  $\pi$  is defined as the expected cumulative rewards, mathematically defined as

$$V_\pi(s) = \mathbf{E} \left[ \sum_{k=0}^K R^k | S_0 = s \right].$$

The agent's goal is to find an optimal policy  $\pi^*$  that maximizes the value function.

In the context of routing, the state space is given by:

$$\mathcal{S} = \mathcal{N} \times \mathcal{N} \cup \{s_T\}.$$

Here, each state  $(i, j) \in \mathcal{N} \times \mathcal{N}$  indicates that the packet is currently at node  $i$  with the destination being node  $j$ . The actions space  $\mathcal{A}$  corresponds to the possible decisions or routing choices available at each state. In particular, for state  $s = (i, j) \in \mathcal{N} \times \mathcal{N}$  the action space is

$$\mathcal{A}(s) = \{i' \in \mathcal{N} | (i, i') \in \mathcal{E}\}$$

where  $a \in \mathcal{A}(s)$  represents selecting the next node  $a \in \mathcal{N}$  to which the packet should be forwarded from node  $i$  on the path to the destination  $j$ . The terminal state  $s_T$  has no actions. The transition function for a state  $s = (i, j)$  where  $i \neq j$  is

$$T(s, a) = \begin{cases} (a, j) & \text{with probability } 1 - P(i, a) \\ s_T & \text{with probability } P(i, a) \end{cases}$$

and if  $i = j$  it is simply  $T(s, a) = s_T$ .

A routing policy  $\pi : \mathcal{S} \rightarrow \Delta(\mathcal{A})$  dictates the action to be taken in a given state  $s = (i, j)$ , when the current location of the packet is node  $i$  and the destination node is  $j$ . Specifically,  $\pi(s)$  determines the probability of the next node to which the packet should be forwarded from node  $i$ , guiding its progression toward the destination node  $j$ . The resulting trajectory is as given in Eq. (1), where  $S^k = (I^k, J^k)$  for  $k = 0, 1, \dots, K$ . Here  $I^0$  is source node and the sequence of nodes  $I^0, I^1, \dots, I^K$  generates a path from source to the destination  $J^0$  or to the last node receiving the package before the package drops.

A key objective of routing is to find the routing policy that optimizes specific metrics, such as energy consumption or Packet Delivery Ratio (PDR). In this context, each edge  $(i, j) \in \mathcal{E}$  can be associated with a quantity  $E(i, j)$  indicating, e.g., the energy needed to transmit data from  $(i, j) \in \mathcal{E}$ .

<sup>1</sup> $\Delta(\mathcal{S})$  denotes the set of all probability distributions over the state space  $\mathcal{S}$ . The transition function  $T(s, a)$  specifies a probability distribution over the next states given the current state  $s$  and action  $a$ .

We can now define the energy reward for non-terminal states  $s = (i, j)$  and action  $a$  as<sup>2</sup>

$$r^{\text{Energy}}(s, a) = \begin{cases} -E(i, a) & \text{if } i \neq j \\ 0 & \text{otherwise.} \end{cases}$$

The energy consumption of an episode in which the agent follows policy  $\pi$ , starting from state  $S^0 = (i, j)$ , is then given by the random variable

$$\text{Energy}(i, j) = \sum_{k=0}^K r^{\text{Energy}}(S^k, A^k).$$

We can now define an energy value function, which is simply the expected value

$$V_{\pi}^{\text{Energy}}(i, j) = \mathbf{E}[\text{Energy}(i, j)].$$

This value function quantifies the average energy consumption, when transmitting a packet from source  $i$  to destination  $j$ .

There can be other metrics that we would like to optimize in addition to Energy. Another common metric is PDR. To characterize the PDR for a given policy  $\pi$  and a pair of source  $i$  and destination  $j$ , consider the path from  $i$  to  $j$  when following  $\pi$ , i.e.,  $i^0, \dots, i^K$  where  $i^0 = i$ ,  $i^K = j$  and  $i^{k+1} = \pi(i^k, j)$  for  $k = 0, 1, 2, \dots, K-1$ . Then the PDR for the policy  $\pi$  is simply

$$V_{\pi}^{\text{PDR}}(i, j) = \prod_{k=1}^K (1 - P(i_k, i_{k+1})). \quad (2)$$

However, the PDR cannot be computed since we do not know the probabilities  $P(i, j)$ . However, if we define the reward for state  $s = (i, j)$  and action  $a$  as

$$r^{\text{PDR}}(s, a) = \begin{cases} 1, & i = j \\ 0, & \text{Otherwise.} \end{cases} \quad (3)$$

This reward is easily measurable, since the receiving node will know if the packet is received or not. Moreover, it is easily established that

$$V_{\pi}^{\text{PDR}}(s) = \mathbf{E} \left[ \sum_{k=0}^K r^{\text{PDR}}(S^k, A^k) | S^0 = s \right],$$

that is  $V_{\pi}^{\text{PDR}}(s)$  is the value function for the reward  $r^{\text{PDR}}(s, a)$ , and this is why we defined the PDR in Eq. (2) using the notation for a value function.

### B. Routing Dynamic Preference

While most research on routing has traditionally focused on optimizing static objectives such as energy consumption, packet delivery, or latency, real-world scenarios demand more dynamic approaches. In real-world systems, the priority of these objectives can shift rapidly. For instance, when the system has ample energy reserves, optimizing for a higher PDR might be the primary goal to ensure reliable communication. However, as energy levels deplete, conserving power becomes more critical, shifting the focus towards energy efficiency. In other cases, a balanced trade-off between energy usage and

PDR might be required, necessitating adaptive strategies that can scale priorities based on current conditions.

Our goal is to consider Dynamic Preference Routing, where at each episode the preference between the different objective can change. To simplify our presentation, we consider two primary objectives, energy  $V_{\pi}^{\text{Energy}}(s)$  and  $V_{\pi}^{\text{PDR}}(s)$ . However, these could easily be replaced or expanded to include other objectives of interest.

We focus on a setup, where routing decisions are made over a sequence of  $M$  episodes, where  $m = 1, 2, 3, \dots, M$  is the episode index. At the start of each episode  $m$ , the agent receives a preference indicator  $\beta_m \in [0, 1]$ , which determines the relative importance of each objective for that specific episode. Specifically, the larger the value of  $\beta_m$ , the greater the preference given to the energy objective and the lesser the emphasis on the PDR objective, and vice versa. The agent's task is to find the optimal routing policy,  $\pi$ , that maximizes the combined, scaled accumulated reward:

$$V_{\pi}(s) = \mathbf{E} \left[ \sum_{k=0}^K \beta_m r^{\text{Energy}}(S^k, A^k) + (1 - \beta_m) r^{\text{PDR}}(S^k, A^k) | S^0 = s \right].$$

It is easily established that

$$V_{\pi}(s) = \beta_m V_{\pi}^{\text{Energy}}(s) + (1 - \beta_m) V_{\pi}^{\text{PDR}}(s).$$

The goal is thus, at each episode  $m$ , to find the policy  $\pi_m$  that optimizes

$$\underset{\pi_m}{\text{maximize}} \quad \beta_m V_{\pi_m}^{\text{Energy}}(s) + (1 - \beta_m) V_{\pi_m}^{\text{PDR}}(s). \quad (4)$$

This means that the agent must dynamically adapt its routing strategy, continuously optimizing for different objectives as the preference vector shifts from one episode to the next. This is particularly challenging because it requires the agent to make real-time adjustments in an unpredictable environment, where the trade-offs between objectives are constantly changing. Our central contribution is to develop a framework that enables the agent to effectively learn and implement these adaptive strategies, ensuring optimal performance across varying and evolving conditions.

## IV. LEARNING BASED ROUTING WITH DYNAMIC PREFERENCES

In this section, we illustrate our learning based algorithm for routing with dynamic preferences. We draw on two main ideas, Q-learning and multi-objective optimization. We first give the background on Q-learning in subsection IV-A, followed by a detailed description of our algorithm in subsection IV-B. Finally, we explore various implementation strategies for exploration in subsection IV-C.

### A. Q-Learning

To learn the optimal policy in MDPs from experience or sequences of trajectories, reinforcement learning (RL) algorithms are particularly effective. To find the optimal action in any given state, it is useful to introduce the state-action value

<sup>2</sup>The reward is the negative of the true energy, as the objective is maximization.

function, commonly known as the Q-table. The Q-table is essentially a function that maps state-action pairs to expected accumulated rewards if we follow the optimal policy. More formally, the Q-value for a state-action pair  $(s, a)$  is defined as the expected value of the accumulated rewards, conditioned on taking action  $A$  in state  $S$  and then following the optimal policy thereafter. Mathematically, this can be expressed as:

$$Q(s, a) = \mathbb{E} \left[ \sum_{k=0}^K R^k \mid S_0 = s, A_0 = a \right].$$

If we know the Q-table then the optimal policy can be easily recovered by selecting the action that maximizes the Q-value for each state:

$$\pi(s) = \operatorname{argmax}_{a \in \mathcal{A}} Q(s, a).$$

However, to determine this optimal policy, we first need to learn the Q-table.

Q-learning is an algorithm designed to learn the optimal Q-values through interaction with the environment. At each step, the algorithm receives a sample consisting of the current state  $S$ , the action taken  $A$ , the next state  $S'$ , and the reward  $R$  obtained after transitioning to  $S'$ . The Q-table is then updated using the following rule:

$$Q(S, A) = Q(S, A) + \alpha \left( R + \max_{A'} Q(S', A') - Q(S, A) \right).$$

Here, the update adjusts the Q-value by incorporating both the immediate reward and the maximum estimated future reward from the next state. The parameter  $\alpha$  is the learning rate, it plays a critical role in determining how quickly or accurately the Q-learning algorithm converges to the optimal Q-values. When  $\alpha$  is constant, the Q-values update by a fixed proportion after each state-action pair is explored, leading to an approximate solution. As  $\alpha \rightarrow 0$ , the updates become smaller, allowing the algorithm to converge more closely to the true optimal Q-values. However, this comes at the cost of a slower convergence rate, as smaller updates lead to more gradual refinement of the Q-table.

To address this trade-off,  $\alpha$  can also be set to decrease gradually each time a state-action pair is explored. By defining  $\alpha$  as a function of the number of times a particular pair  $(s, a)$  is visited—denoted as  $\alpha(s, a)$ —we can ensure more precise updates as learning progresses. Specifically, if the learning rate is chosen such that it is summable but not square summable, i.e.,  $\sum_t \alpha_t(s, a) = \infty$  and  $\sum_t \alpha_t^2(s, a) < \infty$ , it is guaranteed that the algorithm will converge to the true optimal solution.

**Remark 1.** A key advantage of Q-learning, which we leverage in our approach, is that it is an off-policy algorithm [34]. This means that the learning process is independent of the policy being followed during sample collection. In other words, Q-learning can learn the optimal Q-values regardless of the strategy used to explore the environment. As long as every state-action pair is explored sufficiently often, Q-learning is guaranteed to converge to the optimal Q-table. This property is particularly useful in multi-objective scenarios, since we can learn optimal Q-tables for many preferences simultaneously, irrespective of the actual routing policy being followed during the learning phase.

---

#### Algorithm 1 DPQ-Learning

---

```

1: Initialize the grid  $\mathcal{B}$  and the Q-tables:
2: for  $\beta \in \mathcal{B}$  do
3:   Initialize  $Q_\beta \in \mathbb{R}^{|\mathcal{S}| \times |\mathcal{A}|}$  # E.g put to zero
4: end for
5: for each episode  $m = 1, 2, \dots, M$  do
6:   Receive  $S^0 = (i, j)$ . # This is the routing task
7:   Receive preference vector  $\beta_m$ 
8:   Initialize iteration count  $k = 0$ 
9:   while  $S^k \neq s_T$  do # Terminal state is not reached
10:    Take action  $A^k \sim \pi_m(S^k)$ 
11:    Receive next state  $S^{k+1}$ 
12:    for each  $\beta$  in  $\mathcal{B}$  do
13:       $R_\beta^k \leftarrow (1 - \beta)r^{\text{Energy}}(S^k, A^k) + \beta r^{\text{PDR}}(S^k, A^k)$ 
14:       $Q_\beta(S^k, A^k) \leftarrow Q_\beta(S^k, A^k) + \alpha \left( R_\beta^k + \right.$ 
15:         $\left. \max_{a \in \mathcal{A}} Q_\beta(S^{k+1}, a) - Q_\beta(S^k, A^k) \right)$ 
16:    end for
17:  end while
18: end for

```

---

#### B. Dynamic Preference Q-Learning

Direct application of Q-learning is not well-suited for addressing dynamic preferences in routing, as it struggles with changing rewards and multiple objectives. In this section, we outline our main algorithmic concepts to tackle this problem.

When we have dynamic preferences, the objective can change quickly, and we must be able to respond or learn to respond rapidly to any preference  $\beta$ . To achieve this, our algorithm employs a Q-table for each preference parameter  $\beta$ , leveraging the off-policy nature of Q-learning to learn all Q-functions in parallel, see Remark 1. This means that, even while using a policy optimized for one specific  $\beta$ , we can still use the collected data to update the Q-tables for other parameters. This approach ensures that we remain adaptable and can handle shifting objectives efficiently. However, directly applying this approach is computationally infeasible. Thus, we consider a finite grid or a subset  $\mathcal{B} \subseteq [0, 1]$  of preferences that we learn, and then interpolate for  $\beta$  that is not in  $\mathcal{B}$ . Specifically, for each  $\beta \in \mathcal{B}$ , we maintain a Q-table  $Q_\beta$ , and these  $Q_\beta$  are learned in parallel during the routing process.

We illustrate this processes in Algorithm 1. We start by initializing the algorithm with the grid  $\mathcal{B}$  and by initializing the Q-table  $Q_\beta$  for each  $\beta \in \mathcal{B}$ . A straightforward initialization is to set all the Q-tables to zero, i.e., set  $Q_\beta(s, a) = 0$  for all  $(s, a) \in \mathcal{S} \times \mathcal{A}$ . After that we run a sequence of  $M$  episodes, indexed by  $m = 1, 2, \dots, M$ . Each episode begins with receiving an initial state  $S^0 = (i, j)$ . The initial state indicates the next routing task where  $i$  is the source and  $j$  is the destination. We also receive a preference  $\beta_m$  indicating how to balance the objectives during the routing task of the episode, as described in Eq. (4).

In each episode  $m$ , we follow the routing policy  $\pi_m(\cdot)$ , which generates a trajectory of states, actions, and rewards. This trajectory terminates when the system reaches the termi-

nal state  $s_T$ , either because the packet is dropped or it successfully reaches its destination. From each sample  $(S^k, A^k, S^{k+1})$  in the trajectory, we update all the Q-tables  $Q_\beta$  for each  $\beta \in \mathcal{B}$ . It is guaranteed that these Q-tables  $Q_\beta$  will converge to the true optimal Q-values, provided the policies include sufficient exploration, i.e., there is a positive probability of selecting every possible action, see discussion in previous subsection.

A key part of each episode  $m$ , is to select a new routing policy  $\pi_m(\cdot)$ . This policy is based on the preference  $\beta_m$  for that episode, and ideally,  $\pi_m(\cdot)$  should be optimal with respect to the given preference, aiming to solve the optimization problem in Eq. (4). However, learning the optimal policy requires trial and error. In the following section, we discuss how to efficiently learn the optimal policy for dynamic preferences.

### C. Exploration Strategies

When learning from experience using RL, a key challenge is balancing the trade-off between exploration and exploitation. Exploration involves trying out new routes to discover potentially more efficient options, while exploitation leverages the knowledge already gained to select the current best-known routes. Achieving this balance is crucial for ensuring the algorithm does not get stuck in suboptimal routing decisions while still converging towards optimal performance over time.

Pure exploration involves selecting a random action in each state. Formally, we define the pure exploration policy as  $\pi^{\text{PE}} : \mathcal{S} \rightarrow \Delta(\mathcal{A})$ , where  $\pi^{\text{PE}}(s) = a$  with probability  $1/|\mathcal{A}(s)|$  for each  $a \in \mathcal{A}(s)$ . Pure exploitation, in contrast, involves selecting the best action based on the current estimate of the optimal Q-table. In RL, this is commonly referred to as the greedy policy. In our setting, at episode  $m$ , the greedy policy selects the action that maximizes the current Q-value with respect to the preference vector  $\beta_m$ . If  $\beta_m$  is not in the set  $\mathcal{B}$ , we determine the greedy policy by interpolating between the nearest parameters in  $\mathcal{B}$ . We illustrate this in Algorithm 2.

---

#### Algorithm 2 Greedy Interpolation Policy (GIP)

---

```

1: Receive  $\beta$ 
2: if  $\beta \in \mathcal{B}$  then
3:    $Q_\beta^{\text{Int}} \leftarrow Q_\beta$ 
4: else
5:    $\bar{\beta} \leftarrow \min\{b \in \mathcal{B} | b \geq \beta\}$ 
6:    $\underline{\beta} \leftarrow \max\{b \in \mathcal{B} | b \leq \beta\}$ 
7:    $\rho \leftarrow (b - \beta) / (\bar{\beta} - \underline{\beta})$ 
8:    $Q_\beta^{\text{Int}} \leftarrow \rho Q_{\bar{\beta}} + (1 - \rho) Q_{\underline{\beta}}$ 
9: end if
10:  $\pi_\beta^{\text{Greedy}}(s) := \operatorname{argmax}_{a \in \mathcal{A}} Q_\beta^{\text{Int}}(s, a)$ 

```

---

There are several approaches to efficiently balance the trade-off between exploration and exploitation. These methods typically focus on greater exploration in the early stages when little is known about the system. As learning progresses and the Q-tables approach the optimal values, more emphasis is placed on exploitation. In this paper, we examine two exploration strategies, though others can easily be integrated with our algorithm. The strategies we study are: (a) sequential

exploration and exploitation, and (b) simultaneous exploration and exploitation.

**Sequential Exploration and Exploitation** is a straightforward approach where the first  $m_{\text{exp}} < m$  episodes are dedicated entirely to exploration. During these initial  $m_{\text{exp}}$  episodes we employ the random policy  $\pi^{\text{PE}}(\cdot)$ . The remaining episodes focus solely on exploitation where we employ the greedy policy  $\pi_\beta^{\text{Greedy}}(\cdot)$  in Algorithm 2. This method ensures that the agent thoroughly explores its environment early on, gaining a broad understanding of possible actions and outcomes. However, a key drawback is that it lacks flexibility, if too many episodes are devoted to exploration, it may not exploit effectively in later stages, while too few exploratory episodes can lead to a suboptimal policy. Additionally, this rigid separation does not adapt to the learning progress, which could hinder efficiency in dynamic environments.

**Simultaneous Exploration and Exploitation** is an adaptive approach where exploration and exploitation occur together throughout the learning process. Early on, an epsilon-greedy strategy is used, meaning the agent selects random actions with a high probability (epsilon) to encourage exploration, while also exploiting the best-known actions at a smaller rate. Over time, epsilon is gradually reduced, placing less emphasis on exploration and more on exploitation as the agent learns. This method provides a more flexible balance between exploration and exploitation, allowing the agent to adapt as it gains knowledge. However, it can be slower to converge compared to purely exploiting after a set exploration phase.

## V. DISTRIBUTED DPQ-LEARNING

While the DPQ-Learning algorithm in the previous section offers a centralized approach to dynamic routing, a distributed solution is often more desirable in practice, especially for large-scale or decentralized networks. Distributed algorithms enhance scalability and privacy, reduce communication overhead, and improve robustness by avoiding a single point of failure. We now illustrate how the DPQ-Learning algorithm can be implemented in a fully distributed manner, where each node only needs to exchange information with its immediate neighbors in the routing network.

In our distributed setup, each node  $i$  maintains a local policy and a corresponding set of local Q-tables. Specifically, each node  $i$  retains a Q-table  $Q_\beta^i$  for each  $\beta \in \mathcal{B}$ . The local Q-tables  $Q_\beta^i$  for all nodes  $i$  form a disjoint subset of the global Q-table  $Q_\beta$  for the preference  $\beta$ . In particular, for each state  $s = (i, j) \in \mathcal{S}$  and action  $a \in \mathcal{A}(s)$ , the local Q-table satisfies the condition

$$Q_\beta^i(j, a) = Q_\beta(s, a).$$

This implies that each node  $i$  maintains a local Q-table, which allows the node to independently update its estimates based on local information and interactions.

If  $Q_\beta^i$  is the true optimal Q-table for each node  $i$  then the optimal policy at state  $s = (i, j)$  can be found by selecting the action  $a$  that maximizes the Q-value, i.e.,

$$\pi_\beta^i(j) = \arg \max_a Q_\beta^i(j, a).$$

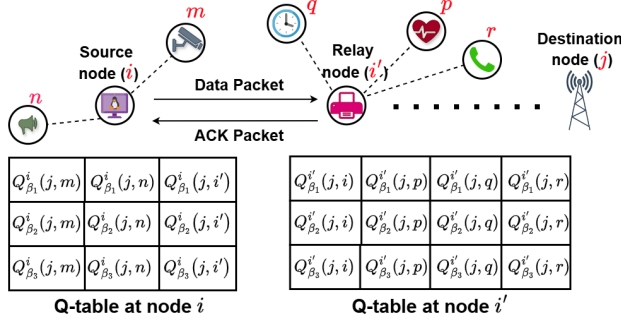


Fig. 1: Depiction of Proposed Distributed DPQ-Learning Routing

This is a fully local policy, meaning that each node can compute it based purely local information and no communication is needed. To learn the local Q-tables the nodes can execute Algorithm 1 in a distributed fashion. In particular, whenever node  $i$  receives a routing task, or state  $s = (i, j)$ , it can update its Q-tables in the following steps. First node  $i$  selects action  $a$ , corresponding to the neighboring node that will receive the packet on route to  $j$  (line 10 in Algorithm 1). Based on the transmission, node  $i$  receives feedback from node  $j$  in terms of rewards  $r^{\text{Energy}}$  and  $r^{\text{PDR}}$  and value of the maximum Q-function from node  $j$ ,  $Q_{\beta}^a(j, a')$ . Node  $i$  can then compute the corresponding reward for each preference  $\beta \in \mathcal{B}$  as  $R_{\beta} = (1 - \beta)r^{\text{Energy}} + \beta r^{\text{PDR}}$ . The node then updates its local Q-table for the corresponding state-action pair using a distributed version of the Q-learning update rule:

$$Q_{\beta}^i(j, a) = Q_{\beta}^i(j, a) + \alpha \left( R_{\beta} + \max_{a'} Q_{\beta}^a(j, a') - Q_{\beta}^i(j, a) \right) \quad (5)$$

This update is fully distributed, as each node relies solely on its local Q-table  $Q_{\beta}^i$  and information from its neighbor node that it is transmitting to.

We illustrate the distributed algorithm in Figure 1. In the figure, a typical node  $i$  maintains Q-table(s), storing information only about its immediate neighboring nodes  $m, n$ , and  $i'$ , corresponding to the different preference vectors  $\beta_1, \beta_2, \beta_3$ . The next relay node ( $i'$  in this example) is chosen based on the policy  $\pi$ . A data packet is sent from node  $i$  to node  $i'$  aimed at the destination node  $j$ . In our proposed approach, the chosen relay node  $i'$  receives the packet and sends an acknowledgment packet back to node  $i$  with the relevant information needed by  $i$  to update its local Q-table using the update rule shown in equation 5. This information includes the delivery reward  $r^{\text{PDR}}(s, a)$  needed to calculate the total reward  $R_{\beta}$ , and  $\max_{a'} Q_{\beta}^{i'}(j, a')$  from the Q-table of node  $i'$ . Thus, our proposed distributed approach adds further communication efficiency by encapsulating the relevant information in the acknowledgment packet rather than sending it through a separate packet.

## VI. PERFORMANCE GUARANTEES FOR THE GIP

In this section, we quantify the approximation accuracy of the GIP policy. As discussed in Section IV, the learning procedure converges, at the grid points  $\beta \in \mathcal{B}$ , to the corresponding

optimal Q-tables  $Q_{\beta}$ . For any intermediate  $\beta \notin \mathcal{B}$ , Algorithm 2 constructs an interpolated Q-table from its two neighboring grid points and acts greedily with respect to it. We establish a uniform approximation bound for this policy with respect to the optimal policy at the same  $\beta$ . The guarantee is controlled solely by standard problem constants and the grid resolution; thus, refining the grid and improving the per-grid estimates makes the GIP policy uniformly near-optimal over the entire  $\beta$ -range.

Our bounds depend on two problem-level parameters. *First*, the worst-case expected episode length under optimal control, captured by a single constant that applies to all  $\beta$  and all initial states. Let  $K$  denote the (random) episode length, i.e., the number of time steps from an initial state  $s$  until termination. For each  $\beta$ , define the worst  $\beta$ -optimal expected episode length from state  $s$  by

$$H_{\beta}(s) \triangleq \sup_{\pi \in \Pi_{\beta}^*} \mathbb{E}_s^{\pi}[K], \quad H \triangleq \sup_{\beta \in \mathcal{B}} \sup_{s \in \mathcal{S}} H_{\beta}(s).$$

We take the supremum over optimal policies  $\Pi_{\beta}^*$  so that the bound is independent of tie-breaking among optimal actions. Under standard stochastic shortest-path assumptions (proper optimal policies and bounded rewards),  $H < \infty$ . *Second*, our bounds will depend on the difference between the two objectives, or rewards. In particular, define

$$\Gamma \triangleq \max_{(s, a) \in \mathcal{S} \times \mathcal{A}} |r^{\text{Energy}}(s, a) - r^{\text{PDR}}(s, a)|. \quad (6)$$

We now prepare to state the approximation bound for the GIP policy. We analyze the approximation error after running Algorithm 1 and assume that the Q-tables learned at the grid points are accurate to within a common tolerance  $\epsilon$ , formalized in the following assumption.

**Assumption 1.** For each  $\beta \in \mathcal{B}$  we have an estimate  $\hat{Q}_{\beta}$  satisfying

$$\|\hat{Q}_{\beta} - Q_{\beta}\|_{\infty} \leq \epsilon,$$

where  $Q_{\beta}$  is the optimal Q-table for preference indicator  $\beta$ .

Then the GIP policy for any  $\beta \in [0, 1]$  is a greedy policy with respect an interpolation of  $\hat{Q}_{\underline{\beta}}$  and  $\hat{Q}_{\bar{\beta}}$  where  $\underline{\beta} \triangleq \max\{b \in \mathcal{B} | b \leq \beta\}$  and  $\bar{\beta} \triangleq \min\{b \in \mathcal{B} | b \geq \beta\}$ . In particular, it is greedy with respect to the Q-table

$$Q_{\beta}^{\text{Int}} \triangleq \rho \hat{Q}_{\underline{\beta}} + (1 - \rho) \hat{Q}_{\bar{\beta}}, \quad (7)$$

where  $\rho \triangleq (b - \underline{\beta}) / (\bar{\beta} - \underline{\beta})$ . Meaning that

$$\pi_{\beta}^{\text{Greedy}}(s) := \operatorname{argmax}_{a \in \mathcal{A}} Q_{\beta}^{\text{Int}}(s, a).$$

**Theorem 1.** Under Assumption 1, for any  $\beta \in [0, 1]$  the interpolation policy in Eq. 7

$$\|Q_{\beta}^{\text{Int}} - Q_{\beta}\|_{\infty} \leq \epsilon + \Gamma(H + 1)(\bar{\beta} - \underline{\beta})$$

where  $\underline{\beta} \triangleq \max\{b \in \mathcal{B} | b \leq \beta\}$  and  $\bar{\beta} \triangleq \min\{b \in \mathcal{B} | b \geq \beta\}$ .

What this bound means is: if the Q-learning in Algorithm 1 runs at the grid points and produces approximate estimates of the optimal Q-tables, which is ensured under standard conditions (e.g., sufficient exploration and appropriate stepsizes),

then for any preference  $\beta$  the policy that is greedy with respect to the interpolated table is guaranteed to be near-optimal. In particular, its deviation from the optimal  $Q_\beta$  is uniformly controlled across all  $\beta \in [0, 1]$  by the sum of the per-grid learning accuracy  $\epsilon$  and a term that depends only on the local grid gap  $(\bar{\beta} - \underline{\beta})$  and fixed problem constants. Practically, this provides a simple design rule: choose the grid resolution to meet a target accuracy, trading off computational cost (number of grid points) against uniform suboptimality of the GIP policy.

#### A. Proof of Theorem 1

To prove Theorem 1, we first establish a basic regularity property: the mapping  $\beta \mapsto Q_\beta$  is *Lipschitz continuous*.

**Lemma 1.** *The optimal  $Q$ -table varies at most linearly with  $\beta$ :*

$$\|Q_\beta - Q_{\beta'}\|_\infty \leq \Gamma(H+1) |\beta - \beta'| \quad \text{for all } \beta, \beta' \in [0, 1],$$

where  $\Gamma$  is the reward-variation constant and  $H$  is the worst-case  $\beta$ -optimal expected episode length.

*Proof.* Recall that the scalarized reward for  $\beta \in [0, 1]$  is a convex combination

$$r_\beta(s, a) = \beta r^{\text{Energy}}(s, a) + (1 - \beta) r^{\text{PDR}}(s, a).$$

Then, recalling the definition of  $\Gamma$  in Eq. (6), for all  $(s, a)$  and all  $\beta, \beta' \in [0, 1]$ ,

$$\begin{aligned} |r_\beta(s, a) - r_{\beta'}(s, a)| &= |\beta - \beta'| |r^{\text{Energy}}(s, a) - r^{\text{PDR}}(s, a)| \\ &\leq \Gamma |\beta - \beta'|. \end{aligned}$$

Fix a stationary policy  $\pi$  and an initial state  $s$ . Let  $K$  denote (random) episode length until termination. We have that

$$\begin{aligned} |V_\beta^\pi(s) - V_{\beta'}^\pi(s)| &= \left| \mathbb{E}_s^\pi \left[ \sum_{t=0}^{K-1} (r_\beta(s_t, a_t) - r_{\beta'}(s_t, a_t)) \right] \right| \\ &\leq \Gamma |\beta - \beta'| \mathbb{E}_s^\pi[K]. \end{aligned}$$

Let  $\pi_\beta \in \Pi_\beta^*$  be  $\beta$ -optimal. Then, for any  $s$ ,

$$\begin{aligned} V_\beta(s) - V_{\beta'}(s) &\leq V_{\beta}^{\pi_\beta}(s) - V_{\beta'}^{\pi_\beta}(s) \leq \Gamma |\beta - \beta'| \mathbb{E}_s^{\pi_\beta}[K] \\ &\leq \Gamma H |\beta - \beta'|. \end{aligned}$$

Swapping  $\beta$  and  $\beta'$  gives the reverse inequality; hence

$$\|V_\beta - V_{\beta'}\|_\infty \leq \Gamma H |\beta - \beta'|. \quad (3)$$

Finally, for any  $(s, a)$  and random next state  $s' \sim T(s, a)$

$$\begin{aligned} |Q_\beta(s, a) - Q_{\beta'}(s, a)| &\leq |r_\beta(s, a) - r_{\beta'}(s, a)| \\ &\quad + \left| \mathbb{E}[V_\beta(s') - V_{\beta'}(s') \mid s, a] \right| \\ &\leq \Gamma |\beta - \beta'| + \|V_\beta - V_{\beta'}\|_\infty \\ &\leq \Gamma(1 + H) |\beta - \beta'|. \end{aligned}$$

Taking the maximum over  $(s, a)$  yields

$$\|Q_\beta^* - Q_{\beta'}^*\|_\infty \leq \Gamma(1 + H) |\beta - \beta'|.$$

We are now ready to prove Theorem 1. By the triangle inequality, we can split the error in the following two terms:

$$\begin{aligned} \|Q_\beta^{\text{Int}} - Q_\beta\|_\infty &\leq \underbrace{\|\rho(\hat{Q}_\beta - Q_\beta) + (1 - \rho)(\hat{Q}_{\bar{\beta}} - Q_{\bar{\beta}})\|_\infty}_{T_1} \\ &\quad + \underbrace{\|\rho Q_\beta + (1 - \rho) Q_{\bar{\beta}} - Q_\beta\|_\infty}_{T_2}. \end{aligned}$$

To bound  $T_1$  we use triangle inequality and Assumption 1 to obtain  $T_1 \leq \rho\epsilon + (1 - \rho)\epsilon = \epsilon$ . To bound  $T_2$ , we note that by Lemma 1,  $\|Q_\beta - Q_{\bar{\beta}}\|_\infty \leq \Gamma(H + 1) |\beta - \bar{\beta}|$  and  $\|Q_{\bar{\beta}} - Q_\beta\|_\infty \leq \Gamma(H + 1) |\bar{\beta} - \beta|$ . Hence,

$$\begin{aligned} T_2 &\leq \rho\Gamma(H + 1) |\beta - \bar{\beta}| + (1 - \rho)\Gamma(H + 1) |\bar{\beta} - \beta| \\ &\leq \Gamma(H + 1) (\bar{\beta} - \underline{\beta}). \end{aligned}$$

Combining these results, yields the result  $\|Q_\beta^{\text{Int}} - Q_\beta\|_\infty \leq T_1 + T_2 \leq \epsilon + \Gamma(H + 1) (\bar{\beta} - \underline{\beta})$

## VII. EXPERIMENTAL RESULTS

We compare the efficiency of the proposed Distributed DPQ-Learning algorithm with six baseline schemes listed below:

- 1) Reinforcement-Learning-Based Energy Efficient Control and Routing Protocol for Wireless Sensor Networks (**RLBEEP**) [22]
- 2) Reinforcement Learning for Life Time Optimization (**R2LTO**) [23]
- 3) Reinforcement Learning Based Routing (**RLBR**) [24]
- 4) Fuzzy multiobjective routing for maximum lifetime and minimum delay (**FMOLD**) [19]
- 5) Recursive Shortest Path Algorithm based Routing (**RSPAR**) [20]
- 6) Static MultiObjective Reinforcement-Learning based Routing (**SMORLR**)

SMORLR is the brute force version of MORL-based routing with the same objectives as the proposed method. But, it starts learning from scratch when new changes occur in preferences.

#### A. The Simulation Setup and Parameters

The experiments are conducted on 11th Gen Intel(R) Core(TM) i7-1185G7 CPU @ 3.00GHz with 32 GB RAM machine with Windows operating system. Experiments use MAC protocols as IEEE 802.15.4, in which the packet size is assumed as 133 Bytes and the communication overhead per packet is considered as 30 Bytes. Further, the simulation is operated using a network of 100 IoT nodes uniformly deployed in a 100m<sup>2</sup> field. During evaluations, various parameters such as  $\alpha$ ,  $E_{\text{idle}}$ ,  $N$ , and  $E_{\text{awake}}$  are defined as 0.9, 0.5 nJ, 100, and 0.5 $\mu$ J, respectively. In each simulation, we consider four sets of experiments run five times each under two different scenarios, such as sequential (Experiment 1 & 2) and simultaneous (Experiment 3 & 4) exploration strategies, by varying their frequency of preference variations periodically (every 1000th episode) and frequently (each episode).

The variation of  $\epsilon$ -values and preference variation are shown in Figure 2. Since experiments 1 and 2 are characterized by

□



sequential exploration and exploitation, the  $\epsilon$  value (Figure 2a) in the proposed algorithm is 1 in the first 1000 episodes (indicating full exploration and no exploitation) and 0 afterward (indicating no exploration and only exploitation). In experiments 3 and 4 (Figure 2b), the  $\epsilon$  is set as 1 in the beginning and then linearly reduced to 0, thus achieving the desired simultaneous exploration and exploitation. In all the experiments, the  $\epsilon$  values for the SMORLR baseline are reset to 1 each time the decision-maker changes the preference. Then, it linearly reduces to 0, encouraging fresh exploration after each preference-change. The frequency of preference variation is a thousand episodes in experiments 1 and 3 (Figure 2c), and each episode in experiments 2 and 4 (Figure 2d). The two different preference variation patterns are considered to study the effect of the frequency of preference changes on performance.

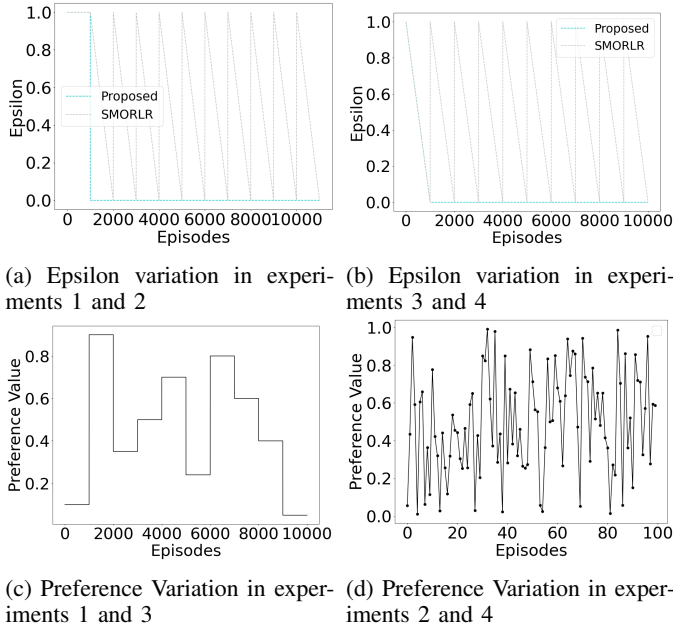


Fig. 2: Variation of Epsilon and Preferences during the experimental simulations.

In the simulations, transmission priorities are represented by the preference parameter  $\beta$ , which adjusts the balance between packet delivery ratio (PDR) and energy efficiency. Lower  $\beta$  values (e.g.,  $\beta = 0.1$ ) correspond to high-priority transmissions that favor higher PDR and reliability, even at the cost of increased energy consumption. In contrast, higher  $\beta$  values (e.g.,  $\beta = 0.9$ ) represent low-priority transmissions that prioritize energy savings over delivery reliability. We compare the performance of the proposed Distributed DPQ-Learning routing algorithm with the six baselines on three vital metrics: overall reward, packet delivery, and energy consumption. The following subsections provide detailed analysis of these three metrics under sequential and simultaneous exploration-exploitation scenarios.

### B. Sequential Exploration and Exploitation

We provide a detailed performance analysis of the proposed work based on a sequential exploration and exploitation

scheme with varying frequency of preference variation at every thousandth episode (in Experiment 1) and every episode (in Experiment 2). In the below subsections, we compare the performance of the proposed work and baseline algorithms using overall reward, packet delivery, and energy consumption.

1) *Overall Reward*: The overall reward captures the optimization goal by comprising both objectives as per the current episode's preference  $\beta_m$ . At an episode  $m$ , when the state is  $s$ , and a routing action  $a$  is taken, the overall reward is  $r^{\text{Overall}}$  is defined as:

$$r^{\text{Overall}}(s, a) = \beta_m r^{\text{Energy}}(s, a) + (1 - \beta_m) r^{\text{PDR}}(s, a) \quad (8)$$

Figure 3 shows the performance comparison of  $r^{\text{Overall}}(s, a)$  in the sequential exploration-exploitation scheme between the proposed and existing works. Figure 3a and Figure 3b shows experiment 1's episodic and accumulated rewards, respectively. Figure 3a shows that the proposed Distributed DPQ-Learning routing algorithm immediately adapts according to the preference and gives high performance even if the preferences change. This superior performance is attributed to the Pareto front, which is learned during the exploration phase. In contrast SMORLR starts learning the policy suited to the new preference after each preference shift. Although it focuses on the same objectives, it still does not learn enough to outperform the proposed dynamic protocol after 1000 episodes of learning. Static protocols perform poorly in environments where preferences change dynamically. Algorithms like R2LTO, RLBR, and RLBEED, which are primarily energy-focused and static, display performance that is relatively similar to one another for most preferences. However, they underperform by an average of 102% compared to the proposed approach. During the intervals between 1000 – 2000 and 6000 – 7000 episodes, these algorithms begin to show improvement, as the preference weight,  $\beta$ , shifts to 0.1 and 0.2, giving higher priority to energy efficiency—an objective for which they are optimized. RSPAR underperforms by 263% on average compared to the proposed method, while FMOLD, despite being a multi-objective approach, is 266% less efficient. Moreover, they don't seem to be learning efficient policies with time. However, the proposed algorithm performs better immediately (from the beginning of these intervals) because it utilizes the Pareto front learned during exploration.

The cumulative reward is shown in Figure 3b, and confirm superiority in the proposed distributed DPQ-Learning algorithm over baseline approaches over the long run. Through the episodes, this outperformance becomes increasingly evident. Finally, after 10000 episodes, we can notice that the accumulated return for the proposed method is better than SMORLR by 2.3 $\times$ , RLBEED by 5.12 $\times$ , R2LTO and FMOLD by 5.25 $\times$ , RLBR by 6 $\times$ , and RSPAR by 16.8 $\times$ . Similarly, in experiment 2, preferences were randomly changed in each episode and the measured performance is shown in Figure 3c. Here we noticed that the accumulated returns of the proposed routing protocol are consistently higher than baselines, and the difference becomes larger with more episodes. At the end of 100 episodes, the accumulated return of the proposed algorithm is around 43 which is 3.3 $\times$  of RSPAR, 4.3 $\times$  of

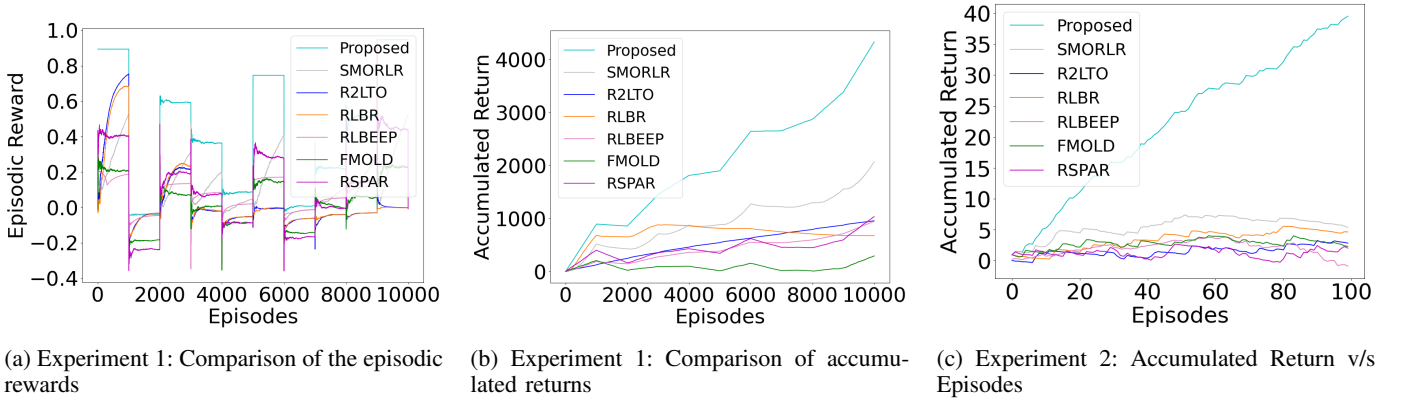


Fig. 3: Overall reward in Sequential exploration-exploitation scheme.

SMORLR,  $6.14\times$  of RLBR,  $7.16\times$  of R2LTO,  $8.6\times$  of FMOLD and  $43\times$  of RLBEER. Our observations confirm the proposed method consistently outperforms all baselines and adapts to this efficient performance irrespective of preference changes.

2) *Energy*: Figure 4a compares episodic energy consumption (in mJ) across baseline algorithms over 10,000 episodes, showing their performance trends. The Y-axis in Figure 4a is logarithmic, ranging from 0 to 1 mJ. The proposed distributed DPQ-Learning routing protocol leads to minimal episodic energy consumption whenever a higher preference is given to the energy objective while performing reasonably well even when the preference for the energy objective is low. On average, the proposed distributed DPQ-Learning routing protocol shows about 80 – 90% lower energy consumption than baseline algorithms. SMORLR consumes around 150 – 200% more energy than the proposed algorithm over time. However, with each preference change, it starts to learn to converge closer to the proposed algorithm gradually. However, the more often preferences change, the inefficient this approach becomes. R2LTO and RLBR tend to stabilize close to 0.3 mJ of episodic energy consumption, with about 50% higher consumption than the proposed method. RLBEER spikes at first and then stabilizes around 0.4 mJ. It has approximately 100% higher consumption than the proposed algorithm. FMOLD stabilizes near 0.6 mJ, about 3 times the energy of the distributed DPQ-Learning approach. The energy consumption is the highest among the four, but the consistency is better than RSPAR. The lowest energy efficiency can be seen in RSPAR, which spikes above 1 mJ initially and stabilizes around 0.8 mJ. Its energy consumption is  $4\times$  to  $5\times$  higher than the proposed algorithm. Although RLBEER, R2LTO, and RLBR learn to perform well or better than the proposed method for certain sets of preferences, but their overall performance over a long period is lesser than the proposed method.

The cumulative effects over the long run can be more clearly seen in Figure 4b, which depicts the cumulative energy consumption over episodes. The figure shows that the proposed algorithm is the most energy-efficient, consuming around  $4\times$  and  $3.4\times$  less than RSPAR and FMOLD respectively, 30 – 50% lesser energy than SMORLR and RLBEER, and 3 – 5% lesser than RLBR, and R2LTO by episode 10000. While SMORLR, RLBEER, R2LTO, and RLBR perform moder-

ately well, RSPAR and FMOLD exhibit the highest cumulative energy consumption, highlighting their inefficiency. However, the proposed routing algorithm still consumes less energy than any baseline algorithm. Similarly we continue our evaluations in Experiment 2, where preferences were randomly changed in each episode. As shown in Figure 4c, the cumulative energy consumption for the proposed routing protocol is lesser than those of the baseline methods, with the gap widening as more episodes progress. By the end of 100 episodes, we find that the cumulative energy consumption of RSPAR and RLBEER is  $3.87\times$ , FMOLD is  $3.53\times$ , RLBR is  $2\times$ , R2LTO is  $1.73\times$ , and SMORLR is  $1.67\times$  that of the proposed routing scheme. Therefore, regardless of the exploration policy or preference variation patterns, the proposed method leads to a substantially lesser amount of energy consumption than the baseline algorithms.

3) *Packet Delivery*: Figure 5a and Figure 5b depict the variation in episodic and cumulative packet deliveries, respectively. Figure 5a shows that the proposed distributed DPQ-Learning routing algorithm outperforms all the baselines for episodes (0 – 1000, 2000 – 4000, 5000 – 6000, 7000 – 10000) where the preference for the PDR objective is more than 0.5. RSPAR and FMOLD tend to hover around episodic PDR of 0.4 – 0.5 and 0.3 – 0.4 respectively. SMORLR tends to learn with time to maximize the PDR for each new preference vector. However, its peak performances are 50% lower than the proposed method's consistent performances. RLBEER, R2LTO, and RLBR focus on the energy aspect of the system and did not consider PDR. As a result, they consistently ignore this objective and performing worse. At the beginning, R2LTO and RLBR seem to perform fairly well against PDR, but eventually, they start performing poorly as well.

We analyze cumulative packet delivery over a long run as shown in Figure 5b, and the proposed method consistently outperforms all the baselines except for some initial fluctuations durations. As time passes, the difference between performances becomes more evident. At the end of 10000 episodes, the proposed method has better performance than RSPAR by around  $1.78\times$ , FMOLD and RLBEER by  $3\times$ , and R2LTO and RLBR by around  $3.5\times$ . Similar results were observed in Experiment 2, where preferences were randomly changed in each episode as shown in Figure 5c. We observe here that

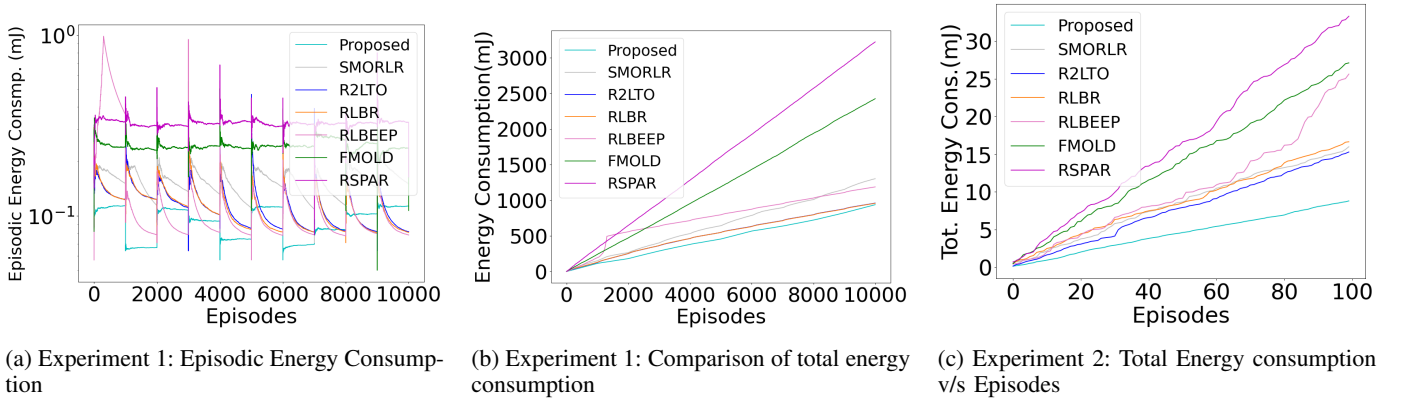


Fig. 4: Energy Consumption in the Sequential exploration-exploitation scheme.

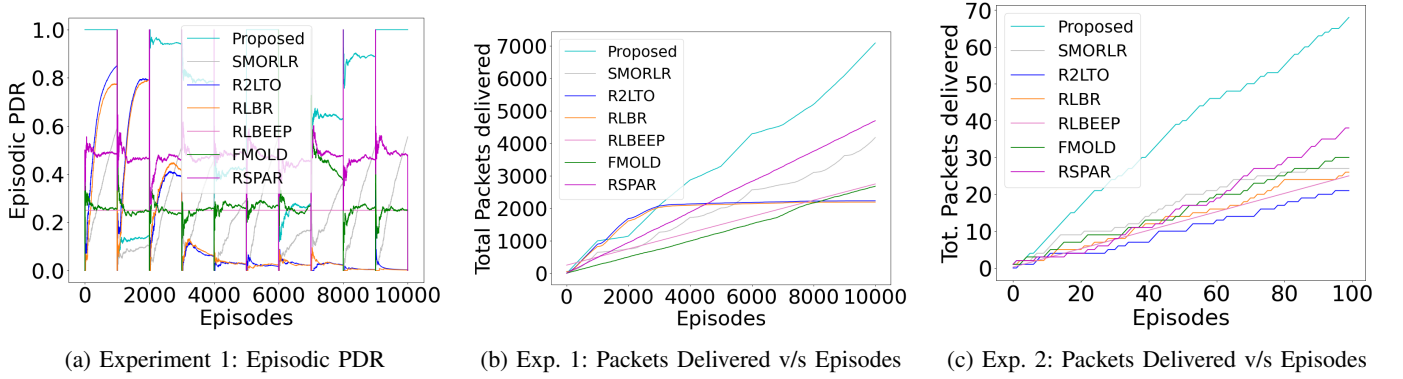


Fig. 5: PDR in the Sequential exploration-exploitation scheme.

the total number of packets delivered by the proposed work consistently exceeds those delivered by the baseline method, and that the gap widens as more episodes are completed. By the end of 100 episodes, the proposed algorithm's accumulated return reaches approximately 68, which is  $1.41\times$  that of RSPAR,  $2.6\times$  greater than FMOLD,  $2.62\times$  better than R2LTO and RLBR,  $2.83\times$  higher than SMORLR, and  $3.1\times$  higher than RLBEED. Consequently, regardless of the exploration policy or preference variation patterns, the proposed method outperforms the baseline algorithms in terms of PDR.

### C. Simultaneous Exploration and Exploitation

We further extended our experiments using a Simultaneous exploration and exploitation approach with varying frequency of preference variation at every thousandth episode (in Experiment 3) and every episode (in Experiment 4). Similar to previous subsection, we evaluate the performance of the proposed Distributed DPQ-Learning routing algorithm against the six baseline routing algorithms based on three key criteria: overall reward, packet delivery, and energy consumption.

1) *Overall Reward*: We present both episodic rewards (figure 6a) and accumulated returns (figure 6b) of the proposed Distributed DPQ-Learning routing algorithm against the six baseline routing algorithms. From figure 6a, we can observe that the proposed Distributed DPQ-Learning routing algorithm learns to optimize the overall return by doing more exploration than exploitation in the first 1000 episodes. The pareto front

is also learned in this phase. In contrast to the sequential exploration-exploitation scheme, the simultaneous scheme involves both exploration and exploitation occurring hand-in-hand while gradually reducing exploration and increasing exploitation. From figure 6a, we notice the performance of the proposed Distributed DPQ-Learning routing algorithm may not be superior in the beginning phases of exploration, but after a few exploration (1000 episodes), it outperforms all the baselines with respect to episodic rewards. The proposed protocol also dynamically and immediately adjusts to changing preferences after a few explorations, while other baselines fail to do so. For example, SMORLR learns to adapt after each preference change. However, the process is slow, and the preferences change before it can adapt to match the proposed protocol's performance. Further, R2LTO, RLBEED, FMOLD, and RLBR consistently focus on a fixed objective preference, mostly prioritizing energy efficiency. They tend to learn certain intervals to increase returns, but they still fall short of the proposed method by  $12 - 13\times$  approximately. RSPAR performs, on average, 344% less efficiently than the proposed approach. Thus, while certain baseline methods may perform well under specific preferences, the proposed algorithm consistently outperforms them and adapts quickly to changing preferences.

Figure 6b illustrates cumulative performance over time. Initially, all (baseline and proposed) algorithms start with zero cumulative returns. At the beginning, RSPAR and RLBR

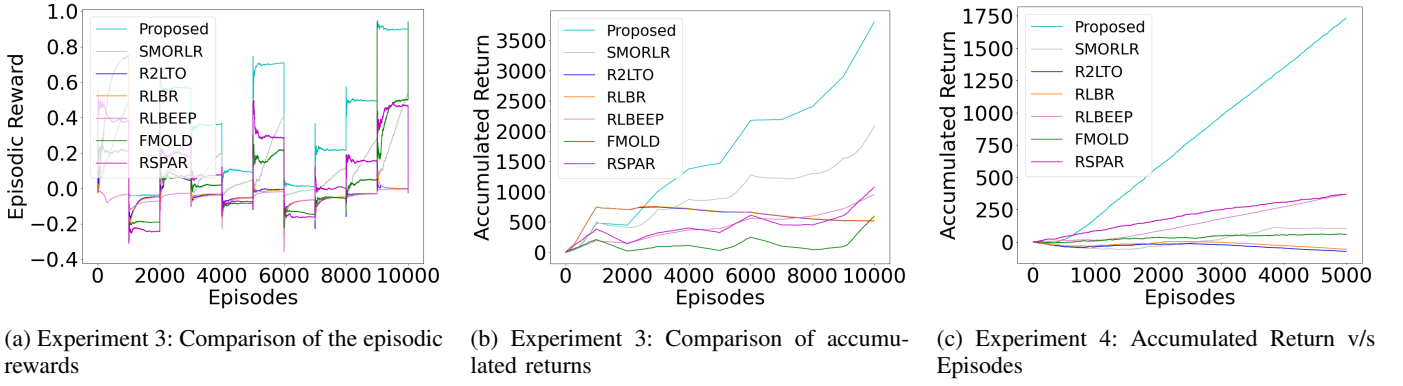


Fig. 6: Overall Reward in the Simultaneous exploration-exploitation scheme.

outperform the proposed DPQ-Learning algorithm. However, after a few explorations, the proposed approach starts utilizing the learned Pareto front and consistently outperforms the baselines, with the performance gap widening as more episodes are completed. Figure 6b shows that after 10,000 episodes, the accumulated return of the proposed method surpasses SMORLR by 111.11%, RSPAR by 322.22%, R2LTO and RLBEED by 375%, FMOLD by 850%, and RLBR by 927% approximately. Similarly, significant improvements were seen in Experiment 4, where preferences were randomly altered in each episode. Figure 6c shows that the proposed routing protocol consistently achieves significantly higher accumulated returns than the baseline, with the performance gap growing as episodes progress. By the end of 5000 episodes, the proposed algorithm achieves an accumulated return of around 1750, which is  $5.48\times$  that of RSPAR and RLBEED,  $8.21\times$  that of SMORLR,  $34\times$  that of FMOLD, and  $36\times$  that of R2LTO and RLBR. Based on these results, we observe that the proposed method consistently outperforms all baselines in terms of overall returns and adapts rapidly to changes in preferences regardless of exploration policy.

2) *Energy*: In this subsection, we assess the energy-efficiency of the proposed and baseline routing algorithms on individual objectives when preferences between them change periodically and frequently. Figure 7a highlights the episodic energy consumption (in mJ) across various routing algorithms over 10,000 episodes, where the preference changes after every 1000 episode. On average, the proposed distributed DPQ-Learning routing protocol demonstrates 65 – 80% lower energy consumption than the other routing protocols. The proposed approach consumed the minimum energy whenever a higher preference was given to the energy objective (intervals 1000 – 2000, 4000 – 5000, and 6000 – 8000) while performing reasonably well even when the preference for the energy objective was lower. On average, SMORLR consumes approximately 80% more energy than the proposed method, although it gradually converges closer to it with each preference shift. However, the more frequently preferences change, the less efficient SMORLR becomes. R2LTO, RLBEED, and RLBR consume around 60% more energy than the proposed method. Since they focus primarily on energy considerations, they perform the highest among baselines. However, the proposed

approach outperforms them because of a more efficient reward formulation. FMOLD consumes around 160% more energy than the proposed method while maintaining a consistent performance. RSPAR exhibits the energy inefficiency  $\approx 200\%$  more energy consumption than the proposed algorithm.

The cumulative energy consumption shown in Figure 7b indicate that after 10000 episodes, the cumulative energy consumption of the proposed method is very close to RLBEED, R2LTO, and RLBR with the value of around 700 mJ, which is 48.5% lesser than that of SMORLR and 242.85% less than that of FMOLD, and 242.85% less than that of RSPAR. While SMORLR, RLBEED, R2LTO, and RLBR perform reasonably well because of energy considerations in their RL reward formulations. Whereas RSPAR and FMOLD exhibit the highest cumulative energy consumption, underscoring their inefficiency. The plots demonstrate that even when energy is assigned to a lower preference, the overall energy consumption of the proposed routing protocol is still relatively low or equal to most baselines. A similar trend was observed in Experiment 4, where preferences were randomly altered in each episode. As seen in Figure 7c, the proposed routing protocol's cumulative energy consumption remains more efficient than that of the baseline methods, with the gap increasing as the episodes progress. After 5000 episodes, the cumulative energy consumption of the proposed distributed DPQ-Learning routing algorithm is 78.125% lower than that of RSPAR, 66.35% lower than that of FMOLD, 41.67% lower than that of SMORLR, 12.5% lower than that of R2LTO, and RLBR, and 3% lower than that of RLBEED. Therefore, the proposed method consumes significantly less energy than baseline algorithms regardless of exploration strategy or preference shifts. Whenever an energy objective is given higher priority, the method consumes the least amount of energy and performs reasonably well even when the energy objective is given a lower priority.

3) *Packet Delivery*: Here, we assess PDR of the proposed and baseline algorithms on individual objectives when preferences between them change periodically (every 1000 episodes) and frequently (each episode). Figures 8a and 8b illustrate variations in episodic and cumulative packet deliveries, respectively. From Figure 8a, it is evident that after a certain duration of exploration (1000 episodes), the proposed distributed DPQ-Learning routing algorithm outperforms all baselines in



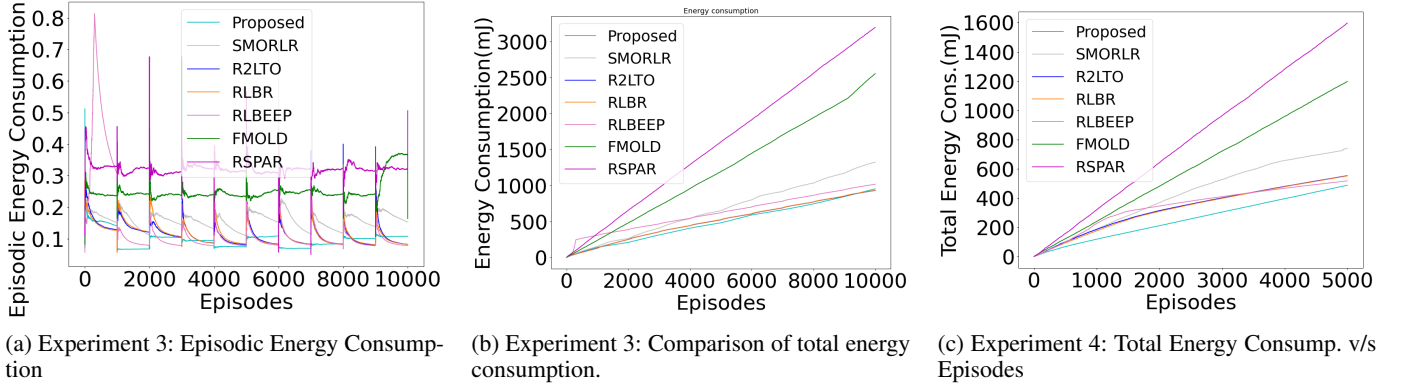


Fig. 7: Energy Consumption in the Simultaneous exploration-exploitation scheme.

episodes where the preference for the PDR objective exceeds 0.5. In comparison, RSPAR and FMOLD maintain episodic PDR levels of around 0.4-0.5 and 0.2-0.3, respectively. Although SMORLR gradually learns to maximize PDR with each new preference vector, its peak performance remains 50% lower than the consistent results achieved by the proposed algorithm (after the exploration period). Meanwhile, RLBEPP, R2LTO, and RLBR primarily focus on energy optimization and disregard the PDR objective, which consistently underperforms. Initially, R2LTO and RLBR demonstrate reasonable PDR performance, but it deteriorated over time.

Figure 8b provides a more comprehensive view by showcasing cumulative packet delivery, which offers a fair comparison over the long run. The proposed method starts outperforming all baselines, after 3000 episodes of sufficient learning. As time progresses, the performance gap widens. By the end of 10,000 episodes, the proposed method delivers 46.67% more packets than RSPAR, 69.23% more packets than SMORLR, 164% more packets than FMOLD, 230% more packets than RLBR, and 255.12% more packets than R2LTO and RLBEPP. Similar results were seen in Experiment 4, where preferences were randomly changed in each episode. As depicted in Figure 8c, the total number of packets delivered by the proposed routing protocol consistently and significantly exceeds those of the baselines, with the gap widening as more episodes are completed. Specifically, at the end of 5000 episodes, the total packet delivery for the proposed algorithm reaches around 3200, which is 33.33% more than RSPAR, around 166% more than FMOLD and RLBR, 220% more than SMORLR, and 814.3% more than more than RLBEPP and R2LTO. The proposed method outperforms all baselines when the preference for PDR objective is higher, and is also acceptable for preferences at lower levels.

## VIII. CONCLUSIONS

This paper presents a distributed multi-objective Q-learning-based routing algorithm for IoT and wireless sensor networks. The method learns multiple per-preference Q-tables in parallel and uses a greedy interpolation policy to adapt instantly to changing preference weights without retraining or central coordination. Theoretical analysis establishes a uniform

near-optimality guarantee, explaining the stability and effectiveness of the proposed interpolation mechanism. Simulation results confirm consistent gains over existing schemes, demonstrating that the proposed Dynamic Preference Q-Learning framework provides a light-weight and theoretically grounded approach for real-time distributed routing in dynamic IoT environments.

## REFERENCES

- [1] X. Liu, Z. Sheng, C. Yin, F. Ali, and D. Roggen, "Performance analysis of routing protocol for low power and lossy networks (rpl) in large scale networks," *IEEE Internet of Things Journal*, vol. 4, no. 6, pp. 2172–2185, 2017.
- [2] S. Vaishnav and S. Magnússon, *Multi-Objective and Constrained Reinforcement Learning for IoT*. Cham: Springer Nature Switzerland, 2024, pp. 153–170.
- [3] K. Miettinen, *Nonlinear Multiobjective Optimization*. Kluwer Academic Publishers, 1999.
- [4] B. Kim, J. H. Kong, T. J. Moore, and F. T. Dagefu, "Deep reinforcement learning based routing for heterogeneous multi-hop wireless networks," *arXiv preprint arXiv:2508.14884*, 2025.
- [5] N. Sharma, V. S. P. Thota, Y. Tankala, S. Tripathi, and O. J. Pandey, "Optriql: Toward performance improvement of time-varying iot networks using q-learning," *IEEE Transactions on Network and Service Management*, vol. 21, no. 3, pp. 3008–3020, 2024.
- [6] Y. Wang, Z. Qu, Z. Zhao, X. Cao, Y. Liu, and T. Q. Quek, "Emor: Energy-efficient mixture opportunistic routing based on reinforcement learning for lunar surface ad-hoc networks," *IEEE Transactions on Communications*, 2024.
- [7] S. Yang, L. Zhuang, J. Zhang, J. Lan, and B. Li, "A multipolicy deep reinforcement learning approach for multiobjective joint routing and scheduling in deterministic networks," *IEEE Internet of Things Journal*, vol. 11, no. 10, pp. 17402–17418, 2024.
- [8] Q. He, Y. Wang, X. Wang, W. Xu, F. Li, K. Yang, and L. Ma, "Routing optimization with deep reinforcement learning in knowledge defined networking," *IEEE Transactions on Mobile Computing*, vol. 23, no. 2, pp. 1444–1455, 2024.
- [9] M. Wang, Y. Wei, X. Huang, and S. Gao, "An end-to-end deep reinforcement learning framework for electric vehicle routing problem," *IEEE Internet of Things Journal*, vol. 11, no. 20, pp. 33671–33682, 2024.
- [10] I. Chakraborty, P. Das, and B. Pradhan, "An intelligent routing for internet of things mesh networks," *Transactions on Emerging Telecommunications Technologies*, vol. 34, no. 11, p. e4628, 2023.
- [11] D. Prabhu, R. Alageswaran, and S. Miruna Joe Amali, "Multiple agent based reinforcement learning for energy efficient routing in wsn," *Wireless Networks*, vol. 29, no. 4, pp. 1787–1797, 2023.
- [12] L. Yang, Y. Wei, F. R. Yu, and Z. Han, "Joint routing and scheduling optimization in time-sensitive networks using graph-convolutional-network-based deep reinforcement learning," *IEEE Internet of Things Journal*, vol. 9, no. 23, pp. 23981–23994, 2022.

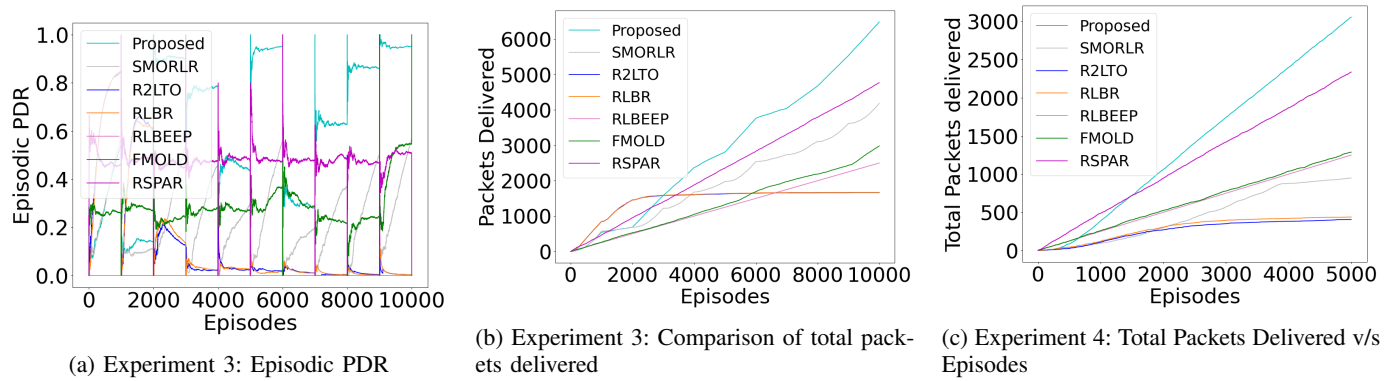


Fig. 8: Packet Delivery Ratio in the Simultaneous exploration-exploitation scheme.

- [13] C. Liu, M. Xu, Y. Yang, and N. Geng, "Drl-or: Deep reinforcement learning-based online routing for multi-type service requirements," in *IEEE INFOCOM 2021 - IEEE Conference on Computer Communications*, 2021, pp. 1–10.
- [14] H. Farag and c. Stefanovic, "Congestion-aware routing in dynamic iot networks: A reinforcement learning approach," in *2021 IEEE Global Communications Conference (GLOBECOM)*, 2021, pp. 1–6.
- [15] X. Guo, H. Lin, Z. Li, and M. Peng, "Deep-reinforcement-learning-based qos-aware secure routing for sdn-iot," *IEEE Internet of Things Journal*, vol. 7, no. 7, pp. 6242–6251, 2020.
- [16] M. S. Frikha, S. M. Gammar, A. Lahmadi, and L. Andrey, "Reinforcement and deep reinforcement learning for wireless internet of things: A survey," *Computer Communications*, vol. 178, pp. 98–113, 2021.
- [17] H. Farag and Ć. Stefanović, "Congestion-aware routing in dynamic iot networks: A reinforcement learning approach," in *2021 IEEE Global Communications Conference (GLOBECOM)*. IEEE, 2021, pp. 1–6.
- [18] G. Kaur, P. Chanak, and M. Bhattacharya, "Energy-efficient intelligent routing scheme for iot-enabled wsns," *IEEE Internet of Things Journal*, vol. 8, no. 14, pp. 11 440–11 449, 2021.
- [19] M. R. Minhas, S. Gopalakrishnan, and V. C. Leung, "Multiobjective routing for simultaneously optimizing system lifetime and source-to-sink delay in wireless sensor networks," in *IEEE International Conference on Distributed Computing Systems Workshops*, 2009, pp. 123–129.
- [20] J. Cota-Ruiz, P. Rivas-Perea, E. Sifuentes, and R. Gonzalez-Landaeta, "A recursive shortest path routing algorithm with application for wireless sensor network localization," *IEEE Sensors Journal*, vol. 16, no. 11, pp. 4631–4637, 2016.
- [21] B. Zeng, J. Deng, Y. Dong, X. Yang, L. Huang, and Z. Xiao, "A whale swarm-based energy efficient routing algorithm for wireless sensor networks," *IEEE Sensors Journal*, vol. 24, no. 12, pp. 19964–19981, 2024.
- [22] A. F. E. Abadi, S. A. Asghari, M. B. Marvasti, G. Abaei, M. Nabavi, and Y. Savaria, "Rlbeep: reinforcement-learning-based energy efficient control and routing protocol for wireless sensor networks," *IEEE Access*, vol. 10, pp. 44 123–44 135, 2022.
- [23] S. E. Bouzid, Y. Serrestou, K. Raoof, and M. N. Omri, "Efficient routing protocol for wireless sensor network based on reinforcement learning," in *2020 5th International Conference on Advanced Technologies for Signal and Image Processing (ATSIP)*. IEEE, 2020, pp. 1–5.
- [24] W. Guo, C. Yan, and T. Lu, "Optimizing the lifetime of wireless sensor networks via reinforcement-learning-based routing," *International Journal of Distributed Sensor Networks*, vol. 15, no. 2, p. 1550147719833541, 2019.
- [25] D. M. Casas-Velasco, O. M. C. Rendon, and N. L. S. da Fonseca, "Drsir: A deep reinforcement learning approach for routing in software-defined networking," *IEEE Transactions on Network and Service Management*, vol. 19, no. 4, pp. 4807–4820, 2022.
- [26] P. Cong, Y. Zhang, Z. Liu, T. Baker, H. Tawfik, W. Wang, K. Xu, R. Li, and F. Li, "A deep reinforcement learning-based multi-optimality routing scheme for dynamic iot networks," *Computer Networks*, vol. 192, p. 108057, 2021.
- [27] K. Ergun, R. Ayoub, P. Mercati, and T. Rosing, "Reinforcement learning based reliability-aware routing in iot networks," *Ad Hoc Networks*, vol. 132, p. 102869, 2022.
- [28] T. V. Phan and T. Bauschert, "Deepair: Deep reinforcement learning for adaptive intrusion response in software-defined networks," *IEEE Transactions on Network and Service Management*, vol. 19, no. 3, pp. 2207–2218, 2022.
- [29] S. Javanmardi, M. Shojafar, R. Mohammadi, M. Alazab, and A. M. Caruso, "An sdn perspective iot-fog security: A survey," *Computer Networks*, vol. 229, p. 109732, 2023.
- [30] S. Natarajan and P. Tadepalli, "Dynamic preferences in multi-criteria reinforcement learning," in *Proceedings of the 22nd international conference on Machine learning*, 2005, pp. 601–608.
- [31] S. Mahadevan, "To discount or not to discount in reinforcement learning: A case study comparing r learning and q learning," in *Machine Learning Proceedings 1994*. Elsevier, 1994, pp. 164–172.
- [32] P. Tadepalli, D. Ok *et al.*, "H-learning: A reinforcement learning method to optimize undiscounted average reward," 1994.
- [33] D. Bertsekas, *Dynamic programming and optimal control: Volume I*. Athena scientific, 2012, vol. 4.
- [34] R. S. Sutton, A. G. Barto *et al.*, "Reinforcement learning," *Journal of Cognitive Neuroscience*, vol. 11, no. 1, pp. 126–134, 1999.
- Shubham Vaishnav** is currently pursuing Ph.D. at the Department of Computer and Systems Science, Stockholm University, Sweden. This research program is funded by Digital Futures. He received Bachelors' and Masters' degrees in Computer Science and Engineering from the Indian Institute of Technology (Indian School of Mines), Dhanbad. His research interests include Multiobjective and Adaptive decision-making in IoT and Edge networks, Reinforcement learning, Federated Learning, and data-driven decision-making in critical societal infrastructure.
- Praveen Kumar Donta** (SM'22), Associate Professor (Docent) at the Department of Computer and Systems Sciences, Stockholm University, Sweden. Earlier, he was a Postdoc at Distributed Systems Group, TU Wien, Vienna, Austria. He received his Ph. D. at the Indian Institute of Technology (Indian School of Mines), Dhanbad, from the Department of Computer Science and Engineering in May 2021. He was a visiting PhD student at the University of Tartu, Estonia, during his PhD for six months. He received his Bachelor's and Master's in Technology from JNT University, Anantapur, India. He is an Editorial Board member for IEEE IoT Journal, Nature Scientific Reports, Computing Springer, and ETT Wiley. His current research includes the Learning techniques for Distributed Computing Continuum Systems.
- Sindri Magnússon** is an Associate Professor in the Department of Computer and Systems Science at Stockholm University, Sweden. He received a B.Sc. degree in Mathematics from the University of Iceland, Reykjavík Iceland, in 2011, a Masters degree in Applied Mathematics (Optimization and Systems Theory) from KTH Royal Institute of Technology, Stockholm, Sweden, in 2013, and the PhD in Electrical Engineering from the same institution, in 2017. He was a postdoctoral researcher 2018-2019 at Harvard University, Cambridge, MA, and a visiting PhD student at Harvard University in 2015 and 2016. His research interests include large-scale distributed/parallel optimization, machine learning, and control.