

Publication Design with Incentives in Mind*

Ravi Jagadeesan[†]

Davide Viviano[‡]

May 1, 2025

Abstract

The publication process both determines which research receives the most attention, and influences the supply of research through its impact on the researcher’s private incentives. We introduce a framework to study optimal publication decisions when researchers can choose (i) whether or how to conduct a study and (ii) whether or how to manipulate the research findings (e.g., via selective reporting or data manipulation). When manipulation is not possible, but research entails substantial private costs for the researchers, it may be optimal to incentivize cheaper research designs even if they are less accurate. When manipulation is possible, it is optimal to publish some manipulated results, as well as results that would have not received attention in the absence of manipulability. Even if it is possible to deter manipulation, such as by requiring pre-registered experiments instead of (potentially manipulable) observational studies, it is suboptimal to do so when experiments entail high research costs.

*The first version of this paper was circulated in October, 2024. We thank Isaiah Andrews, Arun Chandrasekhar, Kevin Chen, Matt Gentzkow, Max Kasy, Toru Kitagawa, Paul Niehaus, Marco Ottaviani, Jesse Shapiro, Jann Spiess, Elie Tamer, Alex Tetenov, and Kaspar Wüthrich for helpful comments. We thank Karthik Seetharaman for exceptional research assistance.

[†]Department of Economics, Stanford University. Email address: ravi.jagadeesan@gmail.com.

[‡]Department of Economics, Harvard University. Email address: dviviano@fas.harvard.edu.

1 Introduction

Publication decisions shape the process of scientific communication. By selecting what to publish, journals affect which findings receive the most attention and can inform the public about the state of the world. The design of publication rules has therefore motivated recent debates on how statistical significance should affect publication when the goal is to direct attention to the most informative results (e.g., Abadie, 2020; Frankel and Kasy, 2022).

However, the publication process also affects the supply of research by influencing researcher’s incentives about how to conduct research. Researchers have many degrees of freedom about how to conduct their research, such as how and where to run an experiment (e.g., Allcott, 2015; Gechter and Meager, 2022); the size, cost, and effort associated with the study (e.g., Thompson and Barber, 2000; Grabowski et al., 2002); and which findings to report from a given study (Brodeur et al., 2020; Elliott et al., 2022). We refer broadly to their choices about each of these aspects of a study broadly as a *research design*.

Researcher’s private incentives may influence how they choose their design. Yet, “while economists assiduously apply incentive theory to the outside world, we use research methods that rely on the assumption that social scientists are saintly automatons” (Glaeser, 2006). This raises the questions of when and how researchers’ incentives should impact the design of publication processes, and, more broadly, the optimal allocation of attention to research.

This paper studies optimal publication decisions when researchers chooses the research design based on private costs and benefits. We frame this question as a mechanism design problem: a social planner (principal) optimizes a publication rule, taking into account the incentives of the researcher (agent). The social planner aims to use the publication process to allocate the attention of the audience to the most informative research findings.

More concretely, as in Frankel and Kasy (2022) (building in turn on Wald (1950)), we suppose that research results impact the decisions of an audience who has limits on how much attention they can devote to research. The social planner seeks to publish results that are most important for the audience, net of the cost of (or taking into account constraints on) publishing or attention. Due to attention constraints, not all results will be published, which leaves the planner with a non-trivial trade-off about which results and designs to publish. We then introduce a model in which publication decisions affect the supply of research in the first place (Section 2): given the publication rule, the researcher chooses the design that maximizes her value for publication (or other attention) net of research costs.

As a concrete example, consider a medical journal seeking to decide whether to publish results from a clinical study. The journal wants to convey accurate information about the drug’s efficacy in the study (e.g., DeMaria, 2022; Ana, 2004) and direct the audience’s at-

tention to the most effective drugs. This objective is motivated by scientific practice. For example, the stated mission of the New England Journal of Medicine is

“to publish the best research and information at the intersection of biomedical science and clinical practice and to present this information in understandable, clinically useful formats that inform health care practice and improve patient outcomes.”

However, researchers may respond in how they conduct their studies through the size, length, cost of the studies, composition of the control groups (Thorlund et al., 2020), and—in some cases—in which specific findings to report (e.g., Riveros et al., 2013; Shinohara et al., 2015).

We draw a dichotomy between researchers’ incentives about (i) whether or how to conduct a study and (ii) which findings to report (e.g., via data manipulation or selective reporting).

We first focus on (i) and abstract from data manipulation and selective reporting; we therefore suppose that the research design is observable and verifiable (Section 3). For example, a researcher could choose between experiments with different mean-squared errors and costs and, by pre-committing to an analysis plan, truthfully report an unbiased estimate of a treatment effect. The planner can direct the attention of the audience to any executed study by publishing it; publication can depend on a study’s design and results.

Returning to our example, after providing a new drug to a treatment group, scientists can evaluate its efficacy by comparing the treatment group to either an experimental placebo group or using a pre-specified synthetic control group obtained from historical medical records (Popat et al., 2022; Yin et al., 2022). Using a synthetic control group can have large impact on the supply of medical research and new drugs by decreasing research costs (Jahanshahi et al., 2021; Food and Drug Administration, 2023; Wong et al., 2014). However, using a synthetic control group may increase the estimate’s mean-squared error due to lack of randomization (see Raices Cruz et al., 2022; Rhys Bernard et al., 2024), raising the question of whether a social planner should allow or incentivize their use. (Another relevant application is choosing between two experiments with different number of participants.)

We thus suppose that the publication process affects the supply of research through an individual rationality constraint: for a researcher to be willing to conduct a study, they must be compensated with a large enough *ex ante* publication probability. Without these individual rationality constraints, the first-best publication decision rule would ignore researchers’ costs and publish only studies conducted with the lowest possible mean-squared error; due to attention constraints or publication costs, not all such studies would be published. When the feasible designs are designs that are inexpensive for the researcher to conduct, the first-best policy can be feasibly implemented by the planner; the individual rationality constraint does not bind. Thus, small research costs do not affect the planning problem.

However, when the research cost of accurate designs is above a tipping point, the first-best publication rule does not compensate the researcher enough to incentivize them to choose such a design. As a result, the planner faces a trade-off between providing attention to results that are not valuable enough to deserve attention, and rewarding the researcher enough to make them willing to use a costly design in the first place.

This trade-off has implications for which designs the planner should publish. For example, suppose that clinical studies can be conducted based on either quasiexperiments based on synthetic controls, which are less expensive but less informative, or full experiments, which are costly but more informative. Incentivizing researchers to conduct the costly experiment would require publishing results from such a study, even when doing so misdirects attention toward treatments with negligible effects on patients. In this case, the planner may prefer publishing studies with potentially larger mean-squared error to avoid having to publish too many results from the experiment; researchers will then choose not to use costly experiments in equilibrium. This analysis suggests that due to the interaction between attention costs and supply effects, publishing medical studies with synthetic control groups can be desirable when it is sufficiently costly for researchers to use experimental control groups.

The results illustrate a key insight: as the attention cost increases, the social planner preferences shifts towards less costly (and less accurate) experiments due to its effect on the supply of research. Motivated by this, we provide a simple formula for the planner’s optimal choice of the sample size that balances sample size with attention costs.

We next turn in Section 4 to scenarios where the researcher, *after* observing the study’s results, can report a biased statistic from such a study. The bias is chosen by the researcher and unobserved by the planner, but incurs a cost to the researcher that is increasing in the bias (e.g., capturing reputational costs). The audience is unaware of possible manipulations of published findings, taking results at face value. We think of this model as a stylized description of settings with potential data manipulation or selective reporting. For instance, in the absence of a precise pre-specification, we may be concerned that researchers select a synthetic control group from medical records based on their observed outcomes.

Each publication rule generates a different degree of manipulation. For example, suppose that the planner used the publication rule that would be optimal without manipulation—i.e., publishing if the reported statistic is above a cutoff. Then, researchers whose results would be close to the cutoff would manipulate their data or analyses to reach the cutoff.¹ Publishing substantially manipulated results would incur a substantial loss for the audience.

One approach that has been proposed is to completely deter manipulation. An extreme

¹This manipulation would lead to bunching at the cutoff, which is consistent with bunching that has been documented in settings with *p*-hacking (e.g., Elliott et al., 2022).

form of this approach would be to make publication dependent only on the design, and not on results.² However, this approach generally incurs substantial costs by directing the audience’s attention to results that would not affect their decisions, and is not optimal.

By contrast, we show that the optimal publication rule under manipulability has three key features. First, it increases the cutoff for which findings always get published compared to settings without data manipulation. Second, just below this cutoff, it randomizes publication chances, making the researcher indifferent about whether to manipulating their results. As a result, with nonzero probability, the planner publishes findings that are not truly valuable enough to deserve attention, and would not be published without the possibility of manipulation. Third, some manipulation *does* occur in equilibrium.

To gain some intuition for these features of the optimum, consider first the optimal publication rule without manipulation. The planner can eliminate the researcher’s incentive to manipulate by publishing results below the cutoff with a positive probability. However, some results that do not affect the audience’s decision do get published as a result, which is undesirable in the presence of attention costs or constraints. To counteract this effect, it then is optimal for the planner to increase the cutoff to guarantee publication.

With a more stringent cutoff, some results that would be published without manipulation are no longer published with probability one. The planner then encourages researchers with results in this range to engage in a limited degree of manipulation to increase their publication chances. The loss from publishing some slightly manipulated studies is second-order relative to the (first-order) gain from publishing results that do affect the audience’s decisions.

To prove that the optimal publication rule takes the described form, we formulate the social planner’s problem as a mechanism design problem with “false moral hazard” due to the researcher choosing a manipulation after learning the true results. The absence of direct transfers and the inability to reward the researcher with a publication probability above one make the mechanism design problem effectively one with limited transfers. As a result, standard methods as in Mirrlees (1971) and Myerson (1981) do not apply. We solve the mechanism design problem by identifying the precise pattern of binding incentive constraints.

As a final exercise in Section 5, we combine these two models to ask whether the planner should mandate researchers to send a costly signal that deters them from manipulating data. For example, the planner could mandate that researchers run costly experiments that adhere to pre-analysis plans, rather than also allowing for equivalently informative (but cheaper) observational studies. Without accounting for the effects of making research more costly on the supply of research, the planner would always require such signals to ensure that results are

²In practice, this approach can be implemented by committing to publication based on pre-analysis plans, as the *Journal of Development Economics* does.

unbiased (Spiess, 2024; Kasy and Spiess, 2023). For example, the planner would not publish observational studies if equally informative experiments are feasible, no matter their costs.

However, to ensure that the researcher is actually willing to conduct the experiment, the planner needs to reward the researcher with enough attention through a high enough publication probability. With large attention costs (or binding publication constraints), this makes incentivizing experiments costly enough for the planner, that they prefer to publish observational studies, even though manipulation may occur. Therefore, taking into account the supply effects of the publication process, the planner may prefer to drive attention towards studies whose results may be manipulable, and hence possibly biased.

Related literature. This paper connects to a growing literature that studies economic models to analyze statistical protocols. In the context of scientific communication, Andrews and Kasy (2019), Abadie (2020), Andrews and Shapiro (2021), Kitagawa and Vu (2023), and (most closely related to our paper) Frankel and Kasy (2022) have analyzed how research findings are or should be reported to inform the public. Our analysis builds on this literature by introducing a model that incorporates researcher’s incentives and studying how these incentives shape the optimal design of the optimal publication process. None of these references account for the researcher’s private incentives in the design of the study.

We connect to a broad literature on statistical decision theory (e.g., Wald, 1950; Savage, 1951; Manski, 2004; Hirano and Porter, 2009; Tetenov, 2012; Kitagawa and Tetenov, 2018), focusing in particular on settings with private researcher incentives. Other work in this line includes Chassang et al. (2012), Tetenov (2016), Manski and Tetenov (2016), Banerjee et al. (2017), Henry and Ottaviani (2019), Banerjee et al. (2020), Di Tillio et al. (2021), Williams (2021), Bates et al. (2022, 2023), Libgober (2022), Yoder (2022), Kasy and Spiess (2023), McCloskey and Michailat (2024), Spiess (2024) and Viviano et al. (2024). Different from these papers, we analyze settings where the researcher may choose the research design absent private information, and settings in which the researcher can choose the design and manipulate reported findings with private information. This allows us to formally study ideas such as when/whether unsurprising results should be published, and whether manipulation should occur in equilibrium (Glaeser, 2006).

In particular, an important distinction from some of these models studying approval decisions, such as Tetenov (2016), Bates et al. (2022, 2023), and Viviano et al. (2024), is that these papers assume that researchers truthfully report the statistics sampled from their study and abstract from questions about data manipulation or optimal design of the experiment studied in this paper. Spiess (2024) and Kasy and Spiess (2023) study models of scientific communication, without, however, focusing on optimal publication rules studied

here. Different from these references, here we incorporate the researcher’s costs of the design (and misreporting), which, we show, leads to qualitatively different solutions in the amount of misreporting. Di Tillio et al. (2021) study the different question of selective sampling, and Henry and Ottaviani (2019) study the question of decisions with continuous and sequential access to the data, different from the question of selective design choice studied here.

Finally, a large empirical and econometric literature has documented several aspects of the research process, including selective reporting, data manipulation, specification search, as well as site selection bias and observational studies’ bias (e.g., Allcott, 2015; Gechter and Meager, 2022; Rosenzweig and Udry, 2020; Elliott et al., 2022; Brodeur et al., 2020; Miguel, 2021; Olken, 2015; Banerjee et al., 2020; Rhys Bernard et al., 2024). Our contribution here is to provide a formal theoretical model that studies how incentives interact with some of these choices, shedding light on qualitative aspects of optimal publication rules.

2 Setup

Consider three agents: a researcher, a (representative) audience, and a social planner. The audience and social planner are interested in learning a parameter $\theta_0 \in \mathbb{R}$, such as the average treatment effect of a given intervention. All agents share a common prior $\theta_0 \sim \mathcal{N}(0, \eta_0^2)$. For expositional convenience only, the prior mean equals zero.

A researcher conducts a study to inform the audience about θ_0 . A study is summarized by (X, Δ) , where Δ denotes the design and

$$X(\Delta)|\theta_0 \sim \mathcal{N}(\theta_0 + \beta_\Delta, S_\Delta^2) \quad (1)$$

the results. Here, β_Δ and S_Δ^2 are the average bias, and variance, of design Δ , respectively.

If a study is conducted, it will be evaluated according to a publication rule $p(X, \Delta)$ with values in $[0, 1]$. Here, $p(X, \Delta)$ represents the probability of publishing the study, which is assumed to be a Borel measurable function of (X, Δ) .

Conditional on publication, the audience forms posterior beliefs about θ_0 using Bayes’ Rule assuming $\beta_\Delta = 0$. Conditional on non-publication, the audience’s posterior mean equals its prior mean (zero), as would arise from Bayes’ Rule with $p(\cdot)$ symmetric in X and β_Δ symmetric around 0. Based on these beliefs, the audience takes an action to minimize mean-squared distance from θ_0 ; thus, the audience’s action $a_p^*(X, \Delta)$ is the posterior mean

$$a_p^*(X, \Delta) = \begin{cases} \frac{X\eta_0^2}{S_\Delta^2 + \eta_0^2} & \text{if the study is published} \\ 0 & \text{otherwise} \end{cases}.$$

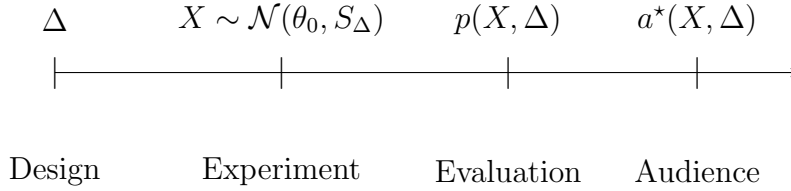


Figure 1: Illustration of the variables in the model under observable and verifiable designs. First, researchers pre-specify the population of interest. Second, they run an experiment and draw a statistic X . Finally, a social planner evaluates the experiment based on a decision rule $p(X, \Delta) \in [0, 1]$. Finally, the audience forms a posterior about the estimand of interest.

Given results $X = X(\Delta)$ for a design Δ , and a parameter θ_0 , the planner incurs a loss

$$\mathcal{L}_p(X, \Delta, \theta_0) = \mathbb{E}_p \left[(\theta_0 - a_p^*(X, \Delta))^2 \right] - c_p p(X, \Delta), \quad (2)$$

where \mathbb{E}_p denotes expectation with respect to any stochasticity in the publication decision rule. Thus, the planner minimizes the expected loss of the audience, net of a cost of publication or attention. The quantity c_p captures the publication or attention costs or constraints.

Given a design Δ , a publication rule p , and results X , the researcher's expected payoff is

$$v_p(X, \Delta) = p(X, \Delta) - C_\Delta \quad (3)$$

where $C_\Delta \leq 1$ is the researcher's cost of executing design Δ .³ As is standard practice, whenever the researcher is indifferent between two designs, we implicitly assume she chooses the design that minimizes the planner's expected loss.

3 Publication rules under verifiable designs

This section studies optimal publication rules when the planner can observe the research design, and condition publication on it. We define a design Δ *unbiased on average* if $\beta_\Delta = 0$, and focus on such designs for simplicity in this section (and defer designs that are not unbiased on average to the following section). We suppose that the researcher chooses between two designs that have different mean-squared errors and research costs.

Our analysis proceeds in three steps. We first characterize the optimal publication rule subject to the constraint of incentivizing the researcher to implement a particular design Δ .

³We assume $C_\Delta \leq 1$ simply to rule out trivial cases in which design Δ is never chosen by the researcher. Whenever researchers receive benefits b_Δ from publication, we can interpret without loss C_Δ and the cost divided by benefits b_Δ .

We then characterize which designs are worth incentivizing relative to an outside option. Last, we characterize the optimal publication rule that chooses between multiple designs.

3.1 Preliminary analysis for constrained designs

As a first step, we characterize the constrained optimal publication when the planner must make implementing a particular design Δ individually rational for the researcher, i.e., when the planner must guarantee that the researcher always conducts the study.

Definition 1. A *constrained optimal publication rule* for a design Δ is a publication rule p_Δ^* that minimizes $\mathbb{E}[\mathcal{L}_p(X(\Delta), \Delta, \theta_0)]$ subject to $\mathbb{E}[v_p(X(\Delta), \Delta)] \geq 0$.

Intuitively, a constrained publication rule is a publication rule that always guarantees that research is conducted. Our first result shows that the constrained optimal publication rule then takes a threshold form, where the threshold t_Δ^* for publication depends on the prior, the mean squared error and research cost of the design Δ , and the publication cost.

Proposition 1 (Basic scenario: Constrained optimal publication rule). *If Δ is unbiased on average, then a constrained optimal publication rule for Δ is the threshold rule $p_\Delta^*(X) = 1\{|X| \geq t_\Delta^*\}$, where*

$$t_\Delta^* = \min \left\{ \frac{S_\Delta^2 + \eta_0^2}{\eta_0^2} \sqrt{c_p}, |\Phi^{-1}(C_\Delta/2)| \sqrt{S_\Delta^2 + \eta_0^2} \right\}.$$

The proof is in Appendix A.2.1. To understand the intuition behind Proposition 1, first suppose that the research cost is $C_\Delta = 0$, so there is no individual rationality constraint for the researcher. Then, as in Frankel and Kasy (2022), as the planner's publication cost c_p is nonzero, the planner will publish results that move the audience's optimal action enough to justify the attention/publication costs c_p : i.e., the planner will publish results $|X| \geq \gamma_\Delta^*$, where⁴

$$\gamma_\Delta^* = \frac{S_\Delta^2 + \eta_0^2}{\eta_0^2} \sqrt{c_p}.$$

When this cutoff rule guarantees an *ex ante* publication probability of at least C_Δ , the individual rationality constraint does not bind. In this case, we say the design is cheap.

Definition 2. Let Δ be a design that is unbiased on average. Design Δ is *cheap* if $C_\Delta \leq \mathbb{P}(|X(\Delta)| \geq \gamma_\Delta^*)$ and *expensive* otherwise.

⁴Our framework directly extends to the case in which $\theta_0 \sim \mathcal{N}(\mu, \eta_0^2)$ for a prior mean μ . Here, μ is the audience's action in the absence of publication. In this case, the optimal constrained publication rule takes the form $|X - \mu| \geq t_\Delta^*$ for the same threshold t_Δ^* as in Proposition 1. Therefore, as in Frankel and Kasy (2022), one should interpret surprising results as ones that move the audience away from its default action.

Note that higher publication costs c_p , and lower prior variances η_0^2 , both raise the threshold γ_Δ^* and hence make designs more likely to be expensive. Intuitively, whether a design is cheap depends on how informative it is.

For expensive designs, the cutoff rule from Frankel and Kasy (2022) does not provide a large enough *ex ante* publication probability to entice the researcher to conduct research in the first place. Hence, the planner needs to commit to publishing more results in order to satisfy the researcher’s individual rationality constraint. It is best for the planner to publish results that move the audience’s action the most, even if these results do not move the audience’s action enough to justify the attention cost c_p . Hence, the planner sets a cutoff that ensures an *ex ante* publication chance of C_Δ —i.e., a cutoff of

$$|\Phi^{-1}(C_\Delta/2)| \sqrt{S_\Delta^2 + \eta_0^2}.$$

This second cutoff is below γ_Δ^* for (and only for) expensive designs, and is the optimal cutoff for such designs. Thus, if research costs are large enough that the implemented design is expensive, the researcher’s incentives play a central role in determining the optimal publication rule, unlike in Frankel and Kasy (2022): the publication process should become less stringent as research becomes more costly.

The following corollary summarizes and formalizes the preceding discussion.

Corollary 1. (a) If Δ is a cheap design, then the cutoff t_Δ^* for a constrained optimal publication rule is $t_\Delta^* = \gamma_\Delta^*$.

(b) If Δ is an expensive design, then $t_\Delta^* = |\Phi^{-1}(C_\Delta/2)| \sqrt{S_\Delta^2 + \eta_0^2}$ is the cutoff for a constrained optimal publication rule. This cutoff is strictly decreasing in the cost C_Δ .

3.2 Which designs are ever worth incentivizing

As a second step building up towards the main results of this section, we study when a design is ever worth incentivizing, relative to the outside option of no study (i.e., relative to not making it individually rational for the researcher to conduct research with design Δ).

Let $\mathcal{L}_\Delta^* = \mathbb{E}[\mathcal{L}_{p_\Delta^*}(X(\Delta), \Delta, \theta_0)]$ denote the optimal expected loss for the planner once implementing design Δ . (Here p_Δ^* is a constrained optimal publication rule for Δ .) The expected loss if no research is published is the prior variance η_0^2 . Comparing these two quantities determines whether a design is worth incentivizing in the first place.

Definition 3. A design Δ is *worthwhile* if $\mathcal{L}_\Delta^* \leq \eta_0^2$.

We next characterize which designs are worthwhile. If a design is cheap, then the planner can selectively publish only results that move the audience’s beliefs enough to justify the

publication or attention cost. Thus, the *ex post* loss from incentivizing the design (under the constrained optimal publication rule) is always lower than η_0^2 , and similarly its *ex ante* loss.

Proposition 2 (When are cheap designs worthwhile?). *Every cheap design Δ is worthwhile.*

The proof is in Appendix A.2.2. Whereas cheap design are always worthwhile (regardless of their cost), for expensive designs, the situation is more delicate. Incentivizing the researcher to implement a design requires committing to publish results that the planner would *ex post* prefer not to publish. When attention costs c_p are large enough, the costs of publishing these marginal results outweigh the benefits of publishing surprising results. How large c_p needs to be for this to occur depends on the design's cost and variance.

To formalize this intuition, it will be convenient to express our results in terms of the difference between the posterior and prior variances conditional on publication of the results of a design Δ , which we denote by

$$\text{PostVarRed}(\Delta) := \eta_0^2 - \frac{S_\Delta^2 \eta_0^2}{S_\Delta^2 + \eta_0^2} = \frac{\eta_0^4}{S_\Delta^2 + \eta_0^2}.$$

This quantity is a measure of the informativeness of a design: it represents how much learning the results of the design improves the expected utility of a Bayesian audience with L^2 loss.

Note that $\text{PostVarRed}(\Delta)$ is increasing in η_0^2 and decreasing in S_Δ^2 .

Proposition 3 (When are expensive designs worthwhile?). *Let Δ be unbiased on average.*

- (a) *If $\text{PostVarRed}(\Delta) \geq C_\Delta c_p + \frac{\pi}{6} \eta_0^2 (1 - C_\Delta)^3$, then Δ is worthwhile.*
- (b) *If $\text{PostVarRed}(\Delta) < C_\Delta c_p$, then Δ is not worthwhile.*

The proof is in Appendix A.2.3. To understand this result, in the case of large research costs, suppose that $C_\Delta \approx 1$. A design is worthwhile only if the posterior variance reduction exceeds the product of the attention and research cost (up to a small remainder).⁵ An experiment instead is *not* worthwhile if the posterior variance reduction relative to the cost of the experiment is smaller than the publication cost. That is, as C_Δ or c_p increase, the posterior variance reduction should increase proportionally to these costs for the experiment to be worthwhile.

The proposition provides us with explicit recommendation on when designs are not worthwhile as a function of the design's costs. For instance, suppose that research costs scale inversely with the design's variance (and therefore linearly in the sample size). That is,

⁵Note that from Lemma 6 the bounds in Proposition 3 are sharp up to an error of order $\mathcal{O}((1 - C_\Delta)^3)$ and we provide explicit expressions in the Appendix.

$C_\Delta = \frac{c_v}{S_\Delta^2} + c_f$, where c_v captures a variable cost of sample size, and c_f captures a fixed cost of the design. Then whenever the variance exceeds a threshold that depends on *both* the variable cost of the design and the attention cost such designs are not worthwhile.

Example 1. Consider a design Δ that is unbiased on average, and suppose $C_\Delta = \frac{c_v}{S_\Delta^2} + c_f$. If $\eta_0^2 > c_p c_f$ and $S_\Delta^2 > \frac{c_p c_v}{\eta_0^2 - c_p c_f}$, then design Δ is not worthwhile.

3.3 Choosing which design to incentivize

We next study the optimal publication rule when there is more than one possible design. We first focus on a setting with two, unbiased designs and then return to a continuum of designs. Without loss, we suppose that both designs are worthwhile, and that the one with a lower mean squared error has a higher research cost, so the planner faces a non-trivial problem about which design to incentivize.

Assumption 1. Researchers can choose between two designs E, O that are unbiased on average and worthwhile. The designs have different mean squared errors $S_E^2 < S_O^2$ and costs $C_E > C_O$.

We think of $\Delta = E$ as a possibly expensive experiment and $\Delta = O$ as a lower-cost experiment (or, in some cases observational study). To understand this case, let us return to our example of the choice of control in a clinical trial from the introduction. Here, $\Delta = E$ represents a possibly expensive (large) medical experiment with a treatment and placebo control group, and $\Delta = O$ represents a lower-cost medical study such as a clinical trial with a smaller sample size or with a pre-specified synthetic control group. Design O has smaller cost, since under that design, researchers have to recruit fewer participants. For simplicity, we suppose that the bias of both studies E and O is unknown with mean zero; as we discuss below, we can then capture the bias as part of the mean-squared error.

Example 2 (Low-cost and costly experiment). Suppose that E corresponds to an experiment with costly implementation C_E , where O is an experiment with larger variance (fewer participants), but smaller cost of implementation. In this case $\mathbb{E}[X(E)|\theta_0] = \mathbb{E}[X(O)|\theta_0] = \theta_0$ while the two experiments may have different costs (and variances). \square

Example 3 (Experiment versus pre-specified synthetic control group). Let $X(E) = \theta_0 + \varepsilon_E$, $X(O) = \theta_0 + b_O + \varepsilon_O$, where $\varepsilon_E \sim \mathcal{N}(0, S_E^2)$ denote the estimation noise from an experiment, $\varepsilon_O \sim \mathcal{N}(0, \sigma_O^2)$ denotes the idiosyncratic noise from an observational study and $b_O|\varepsilon_O \sim \mathcal{N}(0, \sigma_B^2)$ denotes the observational study's random effect which capture unobserved bias drawn from a fixed (Gaussian) distribution. For example, Rhys Bernard et al. (2024)

empirically investigates the distribution of b_O through a meta-analysis, where σ_B^2 captures the impact of the random bias in statistics' distribution.⁶ We then have that $X(O) \sim \mathcal{N}(\theta_0, S_O^2)$, where the mean-squared error $S_O^2 = \sigma_O^2 + \sigma_B^2$ includes both sampling uncertainty σ_O^2 and irreducible error σ_B^2 arising the variance of the bias. \square

We next use Proposition 1 to study the optimal choice between the two designs. Because Δ is observable by the planner (and verifiable as part of the publication process), the planner can incentivize their preferred design by setting

$$p^*(X, \Delta) = 1\{\Delta = \Delta^{\text{planner}}\}p_\Delta^*(X) \quad \text{where} \quad \Delta^{\text{planner}} \in \arg \min_{\Delta \in \{E, O\}} \mathcal{L}_\Delta^*. \quad (4)$$

For instance, the planner may only accept experiments with a minimum level of precision. It is immediate that $p^*(X, \Delta)$ minimizes the planner's expected loss. We therefore study the optimal design choice by comparing the minimized loss of the social planner when implementing the experiment versus implementing the observational study. More generally, we can use similar logic to compare the effectiveness of any two designs.

Definition 4. Design Δ is *planner-preferred* to design Δ' if $\mathcal{L}_\Delta^* < \mathcal{L}_{\Delta'}^*$.

It is immediate that if a design is planner-preferred to a worthwhile design Δ' , then Δ is worthwhile. In particular, Proposition 2 implies that if a design Δ is planner-preferred to a cheap, unbiased design Δ' , then Δ is worthwhile.

If the more precise experiment E is cheap, then its higher research cost is irrelevant to the planner. Therefore, the experiment is planner-preferred to O .

Proposition 4. Under Assumption 1, if E is cheap, then E is planner-preferred to O .

The proof is in Appendix A.2.4. This result suggests that it suffices to compare the mean-squared error of two cheap studies to select the planner preferred.

When the experiment E is expensive, the situation is more delicate. Implementing E requires committing to publish more results, which may be costly for a planner. When the publication or attention costs c_p are large enough, the costs of publishing more results outweighs the benefits of a more precise design.

Proposition 5. Under Assumption 1, for O being an expensive design, there exists a threshold $c_p^*(E, O, \eta_0) > 0$ such that E is planner-preferred to O if and only if $c_p < c_p^*(E, O, \eta_0)$, where

$$c_p^*(E, O, \eta_0) = \frac{\text{PostVarRed}(E) - \text{PostVarRed}(O)}{C_E - C_O} - \eta_0^2 \frac{O((1 - C_E)^3) - O((1 - C_O)^3)}{C_E - C_O}.$$

⁶Whenever b_O has non zero expectation we can think of X recentered by its expectation, that can be learned through meta-analyses (see, e.g., Rhys Bernard et al. (2024)).

The proof is in Appendix A.2.5. Proposition 5 shows that, assuming both O and E are expensive studies ($(1 - C_O)^3 \approx 0$), it suffices to compare

$$\text{PostVarRed}(E) - \text{PostVarRed}(O) \geq (C_E - C_O)c_p$$

to choose between a more precise and more expensive experiment E or a less precise study O . That is, we must compare the difference in the posterior variance reduction to the difference in costs, adjusted by the attention cost c_p . A larger c_p shifts the preference of the planner towards *less costly* experiments.

In the following theorem we formalize these intuitions by providing exact conditions.

Theorem 1 (Comparison between two studies). *Under Assumption 1, suppose that O is expensive.*

- (a) *If $\text{PostVarRed}(E) - \text{PostVarRed}(O) \geq (1 - \frac{C_O}{C_E})c_p$, then E is planner-preferred to O .*
- (b) *If $\text{PostVarRed}(E) - \text{PostVarRed}(O) \leq (C_E - \frac{1+C_O}{2})c_p$, then O is planner-preferred to E .*

If instead O is cheap, then (a) and (b) hold with $P(|X(O)| \geq \gamma_O^)$ in lieu of C_O .*

The proof is in Appendix A.2.6. Intuitively the comparison between two studies must depend on the posterior variance reduction of each study (which itself depends on their “quality” captured through their mean-squared error) and the *costs* of each study.

As the cost of attention c_p increases, the planner’s preference shifts from a more accurate design to a *less* accurate design with a smaller cost. This is in contrast with the intuition that, for higher attention cost, we should publish studies with lower mean squared error. This is because, for costly studies, the planner must internalize not only the effect of the mean-squared error on the audience’s loss function, but also the research cost associated with the study. Whenever she can publish fewer results (c_p is larger), more costly experiments impose more stringent constraints on the publication rules, making those undesirable for the planner. This is suggestive that medical studies with synthetic control groups may be preferred over placebo groups when the cost of the placebo group is sufficiently large.

Theorem 1 provides bounds (instead of the exact expression) to enhance interpretability. However, explicit expressions can be obtained directly from our calculations in the Appendix. Using such expressions, Figure 2 reports the indifference curves between two experiments with different mean-squared errors and costs. Figure 2 shows how the planner’s preference shifts towards cheaper (and noisier) designs even when the experiment has *no* error.

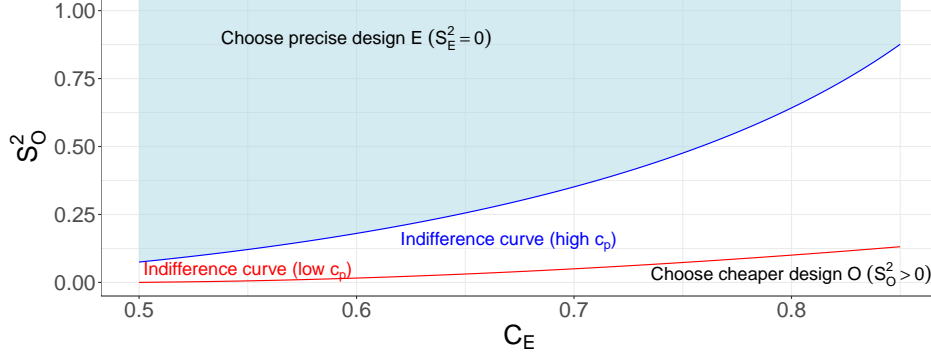


Figure 2: The figure reports on the x-axis the cost of a non-cheap experiment with no variance ($S_E^2 = 0$), and on the y-axis the rescaled squared error S_O^2/η_0^2 of a cheap design (e.g., placebo study or cheaper experiment) using the exact expression. The red line denotes the frontier of values for cost of publication $c_p/\eta_0^2 = 0.5$, and the blue lines for the higher cost of publication $c_p/\eta_0^2 = 1$. The region above the blue line denotes the set of values under which an experiment is preferred for a large cost of publication, and the area above the red line denotes the low cost of publication. The figure shows that a cheaper design may be preferred over a more expensive experiment, even if its mean squared error is larger, whenever the experiment E is sufficiently costly. As the cost of publication increases, the planner prefers more the *cheaper* design.

3.4 Optimal sample size from a continuum of designs

We conclude this discussion by characterizing the optimal sample size as a function of the costs of the experiment and cost of attention c_p . Suppose that the sample size of the experiment can be chosen freely, and affects the research costs linearly—i.e., $C_\Delta = \frac{c_v}{S_\Delta^2} + c_f$, where c_v denotes a variable cost of sample size, and c_f denotes a fixed costs of a design. Then, the optimal design is expensive, but involves a sample size that is bounded in terms of the costs. An exact solution is often infeasible. We therefore study ε -approximately optimal designs.

Definition 5 (Approximate optimality). For a class of designs \mathcal{D} and a sequence $\varepsilon_\eta \rightarrow 0$ as $\eta^2 \rightarrow \infty$, a design $\Delta \in \mathcal{D}$ is ε_η -approximately planner optimal if $\mathcal{L}_\Delta^* - \min_{\Delta'} \mathcal{L}_{\Delta'}^* = \mathcal{O}(\varepsilon_\eta)$.

An approximately optimal design is a design which is optimal in the limit as the prior variance η_0^2 converges to infinity (i.e., when we have limited knowledge about θ).

Theorem 2 (Optimal variance for experiments). *Consider a family of designs $\Delta \in \mathcal{D}$ that are unbiased on average and worthwhile, where $C_\Delta = \frac{c_v}{S_\Delta^2} + c_f$. Suppose in addition that $c_p c_v \leq \eta_0^4$ (i.e., the audience lacks sufficient prior knowledge about θ). Then the design Δ^* with $S_{\Delta^*}^2 = \sqrt{c_p c_v}$ is an ε_η -approximately optimal design, with $\varepsilon_\eta = \frac{c_p c_v}{\eta_0^2} + \frac{(c_p c_v)^{3/2}}{\eta_0^4}$, provided that $C_{\Delta^*} \leq 1$.*

The proof is in Appendix A.2.7. Intuitively, for cheap designs, it is always optimal to increase the sample size to obtain more precise results (Proposition 4). By contrast, once the sample size is large enough (i.e., variance small enough) that the design is expensive, increasing the sample size while preserving individual rationality inefficiently directs attention to unsurprising results. As a result, the optimal sample size is bounded above.

Here, Theorem 2 provides an explicit expression for the optimal variance in an experiment as a function of the variable costs and costs of attention. It states that for an expensive experiment, we choose the variance proportional to (and therefore increasing in) the square root of the attention cost and variable cost. This choice is dictated by the researcher’s constraints. As the variable cost increases, the researcher’s cost increases, which is compensated by an increase in the variance. Similarly, as the attention constraints become more binding, we prefer less costly (and hence less accurate) experiments, as expensive experiments require forcing publication not to reduce the supply of research, despite of more stringent attention costs. Taken together, these results suggest how a social planner may direct the supply of research (and the design of a study) through the researcher’s incentives.

Corollary 2. *The approximately optimal $S_{\Delta^*}^2$ is increasing in both the variable costs c_v and attention costs c_p . It is independent of fixed costs c_f as long as $c_f \leq 1 - \sqrt{\frac{c_v}{c_p}}$.*

In the next section, we then turn to settings where researchers may manipulate the findings through, e.g., p -hacking.

4 Publication rules under non-verifiable designs

In this section, we turn to optimal publication rules when researchers choose the research design Δ using information of the statistics drawn in the experiment. Here, the design Δ (and its corresponding bias β_Δ) are unknown to the social planner but not to the researcher. Specifically, we consider the following model.

Assumption 2. Consider a class of designs $\Delta \in \mathbb{R}$, with $\beta_\Delta = \Delta$ known to the researcher but not observable to the social planner, and $X(\Delta) = \theta_0 + \beta_\Delta + \varepsilon, \varepsilon|\theta_0 \sim \mathcal{N}(0, S_E^2)$. The researcher observes $\theta_0 + \varepsilon$ and chooses Δ (and so β_Δ) to maximize her realized payoff $v_p(X(\Delta), \Delta)$ in Equation (3), after observing $X(\Delta)$. Let $C_\Delta = c_d|\beta_\Delta| + C_0$, where $c_d < \infty$ and $C_0 < 1$. The social planner chooses $p(X)$ as a function of X only (and not Δ).

Figure 3 illustrates the model: the researcher chooses deterministically the bias of the reported statistic. They, however, pay a cost C_Δ increasing in the bias. We think of the researcher’s action as a stylized description of data manipulation or selective reporting. In

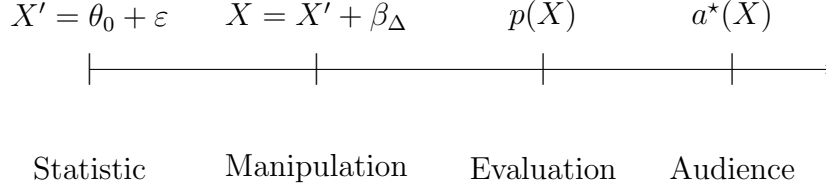


Figure 3: Illustration of the variables in the model. First, researchers observe the vector of statistics. They then manipulate the design by introducing a bias into the statistics and maximize their private utility. The social planner does not observe the bias, and evaluate the study based on a publication function $p(X)$ that only depends on the statistics X .

particular, researchers, after looking at the data, can change their specification by, e.g., changing the covariates in a regression, winsorizing the data in particular ways, or making other design choices functions of the statistics. In our stylized description, this is approximated by defining X as the sum of $\theta_0 + \varepsilon$ plus a bias arising from manipulation. The component $c_d|\beta_\Delta|$ of the cost C_Δ captures reputational or computational costs associated with the manipulation, assumed to be increasing and linear in the magnitude $|\beta_\Delta|$ of the bias. The researcher observes $\theta_0 + \varepsilon$, and hence, she maximizes her *realized* utility conditional on the observed statistics when choosing Δ .

As we discuss in Section 2, the audience (but not the planner) is unaware of the possibility that published findings may have some data manipulation.

Finally, note that we assume that the variance of the residual noise ε is independent of Δ and equal to S_E^2 . Our results will be valid for any S_E^2 including $S_E^2 \approx 0$ as in large observational studies. We interpret this assumption as stating that standard errors are verifiable as part of the publication process; we therefore focus on manipulation that introduces unobserved bias in the reported results.

4.1 Optimal publication rule under manipulation

The planner cannot observe or verify β_Δ , knows S_E^2 , and minimizes expected loss over (θ_0, ε) taking into account the researcher's (endogenous) incentives to manipulate their results. That is, we define an optimal publication rule as

$$p^* \in \arg \max_{p \in \mathcal{P}} \mathbb{E}_{X, \theta_0} [\mathcal{L}_p(X(\Delta_p^*), \Delta_p^*, \theta_0)], \quad \Delta_p^* = \arg \max_{\Delta} v_p(X(\Delta), \Delta) \quad (5)$$

where \mathcal{P} is the set of all Borel measurable functions $p(X, d)$ constant in d (i.e., do not depend on the design), which we write without loss as $p(X)$ (note that p may implicitly depend on S_E^2). Here, X satisfies Assumption 2 and Δ_p^* denotes the optimal researcher's response. The publication rule only depends on X but not on Δ , as this is chosen privately by the researcher. Before introducing our next theorem we introduce the following definition.

Definition 6. A *linearly smoothed cutoff rule* with cutoff X^* and slope m is defined by

$$p_{X^*,m}(X) = \begin{cases} 0 & \text{if } |X| \leq X^* - \frac{1}{m} \\ 1 - m(X^* - |X|) & \text{if } X^* - \frac{1}{m} < |X| < X^* \\ 1 & \text{if } |X| \geq X^* \end{cases}.$$

A linearly smoothed cutoff rule considered here is a deterministic publication rule above and below thresholds $(X^* - \frac{1}{m}, X^*)$ for given m and it randomizes the publication chances between these two values, with publication probability increasing in the value of the reported statistic $|X|$. To gain further intuition, consider the threshold $\gamma_E^* = \frac{S_E^2 + \eta_0^2}{\eta_0^2} \sqrt{c_p}$. Then $X^* = \gamma_E^*$ and $m = \infty$ corresponds to a publication rule in Frankel and Kasy (2022), i.e., a publication rule for cheap experiments. When $m < \infty$ and $X^* > \gamma_E^*$, the linearly smoothed cutoff rule publishes with probability one more surprising results than rules in the absence of manipulation, while randomizing around the threshold. In the following theorem we characterize the optimal publication probability in contexts with manipulation.

Theorem 3 (Optimal publication rule under non-verifiable designs). *Under Assumption 2:*

- (a) *There exists a cutoff $X^* \in (\gamma_E^*, \gamma_E^* + \frac{1-C_0}{c_d})$ such that the linearly smoothed cutoff rule p_{X^*,c_d} is optimal.*
- (b) *For each optimal publication rule p , there exists $X^* \in (\gamma_E^*, \gamma_E^* + \frac{1-C_0}{c_d})$ such that $p^*(X) = p_{X^*,c_d}(X)$ (resp. $p^*(X) \leq C_0$) for almost all $X \geq 0$ with $p_{X^*,c_d}(X) > C_0$ (resp. $p_{X^*,c_d}(X) \leq C_0$).*

The proof is in Appendix A.2.8. Theorem 3 characterizes the optimal publication rule under manipulation. The rule is a linearly smoothed cutoff rule that: (i) does not publish results below a certain cutoff $X^* - \frac{1}{c_d}$; (ii) randomizes whenever X is above the $X^* - \frac{1}{c_d}$ but below X^* ; and (iii) publishes with probability 1 for results $X \geq X^*$.

To gain further intuition, it is instructive to compare this with the optimal publication rule for a *cheap* experiment in Proposition 1. For simplicity, suppose $C_0 = 0$ so that we abstract from fixed research costs. Consider first a scenario in which the social planner ignores manipulation. Then we would observe *bunching* around the cutoff to publish γ_E^* , as

Action	Testable observation	Published findings	Manipulation
Select optimal cutoff rule without manipulation	Large bunching	Only surprising findings are published	Large
Add randomization below cutoff	No bunching	Many unsurprising findings are published	None
Increase the cutoff + randomize below	Some bunching	Some unsurprising findings are published	Some

Table 1: Sequence of actions to decrease the loss function. We start from a simple cutoff rule for cheap experiment wrongly assuming no data manipulation. Under this rule, we observe bunching of X around the cutoff. We then randomize below the cutoff to make researcher indifferent between manipulation and not. Finally, we increase the cutoff to publish less unsurprising results.

researchers with $\theta_0 + \varepsilon \in (\gamma_E^* - \frac{1}{c_d}, \gamma_E^*)$ would introduce a bias to publish. Researchers with $\theta_0 + \varepsilon < \gamma_E^* - \frac{1}{c_d}$ would find it nonprofitable to introduce any bias (as the cost would not compensate the benefits) and therefore would not publish.

Next, suppose that the planner introduces randomization in the publication rule whenever $X \in (\gamma_E^* - \frac{1}{c_d}, \gamma_E^*)$ as described in Theorem 3. It follows that the randomization device in Theorem 3 makes the researcher indifferent between manipulating and not manipulating the data, at the cost of publishing some unsurprising results. However, this choice is sub-optimal as the planner may publish too many unsurprising results.

The last step is to increase the threshold X^* to compensate the loss from publishing unsurprising results. In summary, optimal publication rules with manipulation (a) increase the cutoff for publication; (b) allow for randomization at the margin below the cutoff.

Table 1 illustrates main features associated with each action. The first action is equivalent to ignoring manipulation, as in settings considered in Frankel and Kasy (2022). Manipulation in this scenario has testable implications since it introduces large bunching around the cutoff, see, e.g., the discussion in Elliott et al. (2022) among others. Through sufficient randomization below the cutoff, we can guarantee no bunching (and no manipulation). The last step is then to increase the cutoff. We should then observe just some bunching above the old cutoff and below the new one (see Proposition 6). This corresponds to the planner’s preferred publication rule.

4.2 Some implications

In this section, we explore some of the implications of Theorem 3. The first implication we study is whether, in the *planner’s preferred equilibrium*, some researcher would manipulate their findings.

Proposition 6 (Manipulation in equilibrium). *Under the model in Assumption 2, under the*

publication rule in Theorem 3 and the planner's preferred equilibrium for $|\theta_0 + \varepsilon| \in (\gamma_E^*, X^*)$, we have $|\beta_{\Delta_{p^*}^*}| > 0$.

The proof is in Appendix A.2.9. Proposition 6 states that some manipulation should occur just below the threshold. Intuitively, if researchers could not manipulate their findings, then at the optimum, we would have published findings above the threshold γ_E^* . However, because manipulation can occur, the social planner increases the threshold from γ_E^* to X^* . It follows that manipulation is beneficial in the interval between the old threshold γ_E^* and the “new” threshold X^* . It guarantees that findings that should have been published in the absence of manipulation do get published, while the cost of manipulation is second order. This result suggests that in equilibrium, we should not force manipulation to be exactly zero. A practical implication of Proposition 6 is that we observe a discontinuous distribution of X below X^* and above γ_E^* at the optimum.

As a second exercise, we study the role of fixed costs in the presence of manipulation.

Proposition 7 (Implementation costs). *Under the model in Assumption 2, for $C_0 \geq 1 - c_d \gamma_E^*$, the set of optimal cutoffs X^* in Theorem 3 is strictly decreasing in C_0 in the strong set order.*

The proof is in Appendix A.2.10. Proposition 7 shows that for sufficiently costly studies, the social planner *lowers* the cutoff as the fixed cost increases. This result is suggestive that less surprising results may be published more when the study is sufficiently costly. It differs from what we found in Theorem 1 in the absence of manipulation: in the absence of manipulation, the planner may force the researcher to run cheap over expensive studies. However, with manipulation, fixed costs imply a lower chance of manipulation, motivating increasing the chance of publication for such studies.

Next, we states that some findings below the optimal cutoff γ_E^* in the absence of data manipulation, do get published in the planner's preferred equilibrium under manipulation.

Proposition 8 (Some unsurprising results are published). *Under the model in Assumption 2, under the publication rule in Theorem 3 and the planner's preferred equilibrium, for some values of $|\theta_0 + \varepsilon| < \gamma_E^*$, we have $p^*(X) > 0$ but $\beta_{\Delta_{p^*}^*} = 0$.*

The proof is in Appendix A.2.11. Proposition 8 shows that some unsurprising results that would have not been published without manipulation do get published under the optimal publication rule with manipulation. This feature is not due to manipulation of these results, but rather to deter manipulation. It is in stark contrast with the case without manipulation, as in Frankel and Kasy (2022).

5 Implications for alternative publication mechanisms

In this section we study the implications of our results for alternative publication mechanisms, such as incentivizing more observational studies with possible data-manipulation or costly experiments with no data manipulation (e.g., when enforcing pre-analysis plans) or introducing a registry of non-surprising results.

5.1 Pre-analysis plans

We first study the implications of Theorem 3 for pre-analysis plans.

Definition 7 (Pre-analysis vs possible manipulation). Consider the following two possible families of designs, all of which have variance S_E^2 .

- (A) Experiment with pre-analysis plan: Experiment E is unbiased on average and worthwhile. Researchers cannot manipulate their findings ($c_d = \infty$), truthfully report $X = \theta_0 + \varepsilon$, and pay a research cost C_E . The social planner chooses a publication rule p_E^* as in Definition 1 and incurs a loss \mathcal{L}_E^*
- (B) Possible manipulation (observational studies): Assumption 2 holds, so there is a family of designs $\Delta \in \mathbb{R}$. The manipulation cost is $c_d < \infty$, and researchers can manipulate their findings after observing $\theta_0 + \varepsilon$. The fixed research cost is $C_0 = 0$. The social planner chooses a publication rule p^* as in Equation (5) and incurs corresponding expected loss $\mathcal{L}_M^* = \mathbb{E}_{X, \theta_0} [\mathcal{L}_{p^*}(X(\Delta_{p^*}^*), \Delta_{p^*}^*, \theta_0)]$ under the planner's preferred equilibrium.

Scenario (A) states that the researcher cannot manipulate her findings but pays a fixed cost C_E , interpreted as the cost that guarantees no bias in the study. This setting may correspond to the cost of conducting an experiment (including time for grant approval, research assistants, etc.).⁷ Scenario (B) allows for manipulation of the findings, with the researcher not required to write a pre-analysis plan. In this case, we assume for simplicity no fixed costs $C_E = 0$, but possible (reputational) costs associated with manipulation. We think of (B) as scenarios where an experiment or observational study is already available to the researcher (and therefore, its cost is sunk).

To simplify notation, we introduce the following definition that will be useful for our subsequent analysis.

Definition 8 (Cheap vs expensive gap). Denote $\text{GAP}(E) = \mathcal{L}_E^* - \mathcal{L}_{E'}^*$, where E' is a cheap design with $C_{E'} = 0$ and variance $S_{E'}^2 = S_E^2$. Namely, $\text{GAP}(E)$ denotes the difference in the

⁷For simplicity, we consider here experiments that are worthwhile.

planner’s loss (under the planner’s optimal action) for a design E and the same design (with same variance) E' but no implementation costs $C_{E'} = 0$.

It follows that $\text{GAP}(E)$ measures the additional costs on the social planner of private research costs C_E . Whenever E is a cheap design, $\text{GAP}(E) = 0$, otherwise $\text{GAP}(E) > 0$. Also, note that $\text{GAP}(E)$ can be readily computed from the expressions in the Appendix.

Proposition 9 (Value of pre-analysis plan). *Under (A) and (B) in Definition 7:*

- (a) *If E is cheap (i.e., $\text{GAP}(E) = 0$), then E is planner-preferred to M ;*
- (b) *If $\text{GAP}(E) > \frac{1}{c_d^2}$, then M is planner preferred to E .*

In Proposition 9, we show that an experiment (with a pre-analysis plan) is preferred over an observational study with possible manipulation (with no pre-analysis plan) if the cost of the observational study is sufficiently low.

When the cost of the experiment is high (and therefore $\text{GAP}(E)$ is large), the trade-off depends on (i) its cost C_E and (ii) the cost of data manipulation c_d . Clearly, if $c_d = 0$, then an experiment with a pre-analysis plan may be preferred. Intuitively, with a low cost of manipulation, the planner must publish with positive probability a larger set of unsurprising results, at a possibly large publication cost.

Suppose instead $c_d < \infty$. Then, an observational study with possible manipulation is preferred for sufficiently high researcher’s cost. This is despite the cost of the experiment being private and paid by the researcher and not by the planner. This is because, a sufficiently large of the experiment C_E increases the loss of the social planner who must publish results that would otherwise not publish with low experimentation costs.

Different from (and complementary to) models where either no experimentation or no reputational costs occur (e.g., Kasy and Spiess, 2023; Spiess, 2024), these results illustrate *trade-offs* in the choice of unbiased vs. biased studies. A larger experiment cost may decrease the supply of research, making the planner prefer possible manipulation.

5.2 Registry of unsurprising results

A core theme is that if attention is costly, publication decisions must take into account the *private* research cost. It is natural to ask whether we can think of publication mechanisms that reward studies without paying such a cost of attention.

For instance, consider a scenario where the researcher conducts a (possibly) expensive study with cost C_E in the model in Section 3—i.e., abstracting from manipulation for simplicity. Because attention is costly, we only want to publish sufficiently surprising results.

Suppose that we implement the first-best policy, ignoring the researcher’s costs. This takes the form $p_E^* = 1\{|X| \geq \gamma_E^*\}$ of a threshold crossing rule as described in Section 3.1.

In our model in Section 3, if the experiment is costly, however, the researcher may choose the outside option. To guarantee implementability of p_E^* suppose now we can reward the researcher whose results are not published in the journal by publishing the results in a repository of unsurprising results. This repository may have no cost c_p and guarantee a reward R to the researcher. The researcher’s objective function upon conducting the experiment reads as

$$\mathbb{E}[v_{p_E^*}(X(E), E)] = \mathbb{P}(|X(E)| \geq \gamma_E^*) + R\mathbb{P}(|X(E)| \leq \gamma_E^*) - C_E.$$

When choosing $R \geq \frac{C_E+1}{\mathbb{P}(|X(E)| \geq \gamma_E^*)} - 1$, the researcher is always indifferent between conducting or not the research study. Rewarding results through a “repository of unsurprising results”, with a reward increasing in the cost of the experiment guarantees that the first-best policy is implementable at no attention cost for the audience.

6 Conclusion

This paper studies how researcher’s incentives shape the optimal design of the scientific process. Ignoring the researcher’s incentives, it is optimal to publish the most surprising results (Frankel and Kasy, 2022). When researcher’s incentives matter, we show that optimal publication rules depend on private costs of research and incentives for research manipulation.

As a first exercise, we show that, in the absence of manipulation, the planner prefers experiments or observational studies with larger mean-squared error) over sufficiently costly experiments. In medical studies, a pre-specified synthetic control group obtained from medical records (Jahanshahi et al., 2021; Food and Drug Administration, 2023) may be preferred over a sufficiently expensive placebo control group, despite lack of randomization.

With manipulation, we show that it is optimal to (i) publish some unsurprising results and (ii) knowingly allow for manipulation (biased studies) at the margin. Observationally, the optimal policy would reduce the bunching of the findings (e.g., t -tests) around the publication cutoff. However, the optimal policy does not completely remove bunching. Even when the planner can mandate a signal to enforce no manipulation, this may not be her preferred policy when the signal entails a larger research cost.

Our model disentangles the contribution of design choice and data manipulation to optimal publication decisions. Future research should study more complex communication strategies. For example, in contexts with pre-analysis plans, the planner may allow multiple

signals to decrease the burden on the authors or allow for the publication of non-prespecified findings. Similarly, researchers may report multiple findings in their study. As we point to in our results in Section 5, studying more complex action spaces can shed light on alternative mechanisms relevant to scientific communication.

This paper opens new questions at the intersection of econometrics and mechanism design. Future research should study the implications of some of these conclusions on empirical research. Our framework relies on parameters that capture costs and benefits for the researcher. In the absence of manipulation, such parameters can be learned using cost data for medical trials (e.g., Tetenov, 2016) and field experiments (e.g., Viviano et al., 2024). With manipulation, and reputational costs associated with it, such parameters may be learned using information from meta-analyses through the distribution of the submitted findings (different form, but in the spirit of Andrews and Kasy, 2019).

References

- Abadie, A. (2020). Statistical nonsignificance in empirical economics. *American Economic Review: Insights* 2(2), 193–208.
- Allcott, H. (2015). Site selection bias in program evaluation. *Quarterly Journal of Economics* 130(3), 1117–1165.
- Ana, J. (2004). The role of a general medical journal. *BMJ* 328(7439), 591.
- Andrews, I. and M. Kasy (2019). Identification of and correction for publication bias. *American Economic Review* 109(8), 2766–2794.
- Andrews, I. and J. M. Shapiro (2021). A model of scientific communication. *Econometrica* 89(5), 2117–2142.
- Banerjee, A., S. Chassang, and E. Snowberg (2017). Chapter 4 – Decision theoretic approaches to experiment design and external validity. In A. V. Banerjee and E. Duflo (Eds.), *Handbook of Field Experiments*, Volume 1 of *Handbook of Economic Field Experiments*, pp. 141–174. North-Holland.
- Banerjee, A., E. Duflo, A. Finkelstein, L. F. Katz, B. A. Olken, and A. Sautmann (2020). In praise of moderation: Suggestions for the scope and use of pre-analysis plans for RCTs in economics. Working paper, National Bureau of Economic Research.
- Banerjee, A. V., S. Chassang, S. Montero, and E. Snowberg (2020). A theory of experimenters: Robustness, randomization, and balance. *American Economic Review* 110(4), 1206–1230.
- Bates, S., M. I. Jordan, M. Sklar, and J. A. Soloff (2022). Principal-agent hypothesis testing. arXiv:2205.06812.
- Bates, S., M. I. Jordan, M. Sklar, and J. A. Soloff (2023). Incentive-theoretic Bayesian inference for collaborative science. arXiv:2307.03748.
- Brodeur, A., N. Cook, and A. Heyes (2020). Methods matter: P-hacking and publication bias in causal analysis in economics. *American Economic Review* 110(11), 3634–3660.
- Chassang, S., G. Padro I Miquel, and E. Snowberg (2012). Selective trials: A principal-agent approach to randomized controlled experiments. *American Economic Review* 102(4), 1279–1309.
- DeMaria, A. N. (2022). The role of a medical journal. *Structural Heart* 6(4), 100079.
- Di Tillio, A., M. Ottaviani, and P. N. Sørensen (2021). Strategic sample selection. *Econometrica* 89(2), 911–953.
- Elliott, G., N. Kudrin, and K. Wüthrich (2022). Detecting p -hacking. *Econometrica* 90(2), 887–906.

- Food and Drug Administration (2023). Considerations for the design and conduct of externally controlled trials for drug and biological products. Available at <https://www.fda.gov/regulatory-information/search-fda-guidance-documents/considerations-design-and-conduct-externally-controlled-trials-drug-and-biological-products>.
- Frankel, A. and M. Kasy (2022). Which findings should be published? *American Economic Journal: Microeconomics* 14(1), 1–38.
- Gechter, M. and R. Meager (2022). Combining experimental and observational studies in meta-analysis: A debiasing approach. Working paper, Pennsylvania State University and London School of Economics.
- Glaeser, E. L. (2006). Researcher incentives and empirical methods. Working paper, National Bureau of Economic Research.
- Grabowski, H., J. Vernon, and J. A. DiMasi (2002). Returns on research and development for 1990s new drug introductions. *Pharmacoeconomics* 20, 11–29.
- Henry, E. and M. Ottaviani (2019). Research and the approval process: the organization of persuasion. *American Economic Review* 109(3), 911–55.
- Hirano, K. and J. R. Porter (2009). Asymptotics for statistical treatment rules. *Econometrica* 77(5), 1683–1701.
- Jahanshahi, M., K. Gregg, G. Davis, A. Ndu, V. Miller, J. Vockley, C. Ollivier, T. Franolic, and S. Sakai (2021). The use of external controls in FDA regulatory decision making. *Therapeutic Innovation & Regulatory Science* 55(5), 1019–1035.
- Kasy, M. and J. Spiess (2023). Optimal pre-analysis plans: Statistical decisions subject to implementability. Working paper, University of Oxford and Stanford University.
- Kitagawa, T. and A. Tetenov (2018). Who should be treated? Empirical welfare maximization methods for treatment choice. *Econometrica* 86(2), 591–616.
- Kitagawa, T. and P. Vu (2023). Optimal publication rules for evidence-based policy. Working paper, Brown University.
- Libgober, J. (2022). False positives and transparency. *American Economic Journal: Microeconomics* 14(2), 478–505.
- Manski, C. (2004). Statistical treatment rules for heterogeneous populations. *Econometrica* 72(4), 1221–1246.
- Manski, C. F. and A. Tetenov (2016). Sufficient trial size to inform clinical practice. *Proceedings of the National Academy of Sciences* 113(38), 10518–10523.
- McCloskey, A. and P. Michailat (Forthcoming, 2024). Critical values robust to p-hacking. *Review of Economics and Statistics*.

- Miguel, E. (2021). Evidence on research transparency in economics. *Journal of Economic Perspectives* 35(3), 193–214.
- Milgrom, P. and I. Segal (2002). Envelope theorems for arbitrary choice sets. *Econometrica* 70(2), 583–601.
- Mirrlees, J. A. (1971). An exploration in the theory of optimum income taxation. *Review of Economic Studies* 38(2), 175–208.
- Myerson, R. B. (1981). Optimal auction design. *Mathematics of Operations Research* 6(1), 58–73.
- Olken, B. A. (2015). Promises and perils of pre-analysis plans. *Journal of Economic Perspectives* 29(3), 61–80.
- Popat, S., S. V. Liu, N. Scheuer, G. G. Hsu, A. Lockhart, S. V. Ramagopalan, F. Griesinger, and V. Subbiah (2022). Addressing challenges with real-world synthetic control arms to demonstrate the comparative effectiveness of pralsetinib in non-small cell lung cancer. *Nature Communications* 13(1), 3500.
- Raices Cruz, I., M. C. Troffaes, J. Lindström, and U. Sahlin (2022). A robust Bayesian bias-adjusted random effects model for consideration of uncertainty about bias terms in evidence synthesis. *Statistics in Medicine* 41(17), 3365–3379.
- Rhys Bernard, D., G. Bryan, S. Chabé-Ferret, J. De Quidt, J. Fliegner, and R. Rathelot (2024). How much should we trust observational estimates? accumulating evidence using randomized controlled trials with imperfect compliance. Working Paper, Toulouse School of Economics.
- Riveros, C., A. Dechartres, E. Perrodeau, R. Haneef, I. Boutron, and P. Ravaud (2013). Timing and completeness of trial results posted at clinicaltrials.gov and published in journals. *PLoS Medicine* 10(12), e1001566.
- Rosenzweig, M. R. and C. Udry (2020). External validity in a stochastic world: Evidence from low-income countries. *Review of Economic Studies* 87(1), 343–381.
- Savage, L. J. (1951). The theory of statistical decision. *Journal of the American Statistical Association* 46(253), 55–67.
- Shinohara, K., A. Tajika, H. Imai, N. Takeshima, Y. Hayasaka, and T. A. Furukawa (2015). Protocol registration and selective outcome reporting in recent psychiatry trials: New antidepressants and cognitive behavioural therapies. *Acta Psychiatrica Scandinavica* 132(6), 489–498.
- Spieß, J. (2024). Optimal estimation when researcher and social preferences are misaligned. Working paper, Stanford University.
- Tetenov, A. (2012). Statistical treatment choice based on asymmetric minimax regret criteria. *Journal of Econometrics* 166(1), 157–165.

- Tetenov, A. (2016). An economic theory of statistical testing. Working Paper, University of Bristol.
- Thompson, S. G. and J. A. Barber (2000). How should cost data in pragmatic randomised trials be analysed? *BMJ* 320(7243), 1197–1200.
- Thorlund, K., L. Dron, J. J. Park, and E. J. Mills (2020). Synthetic and external controls in clinical trials—a primer for researchers. *Clinical Epidemiology*, 457–467.
- Viviano, D., K. Wuthrich, and P. Niehaus (2024). A model of multiple hypothesis testing. arXiv:2104.13367.
- Wald, A. (1950). *Statistical Decision Functions*. Wiley.
- Williams, C. (2021). Preregistration and incentives. Working paper, Durham University.
- Wong, H.-H., A. Jessup, A. Sertkaya, A. Birkenbach, A. Berlind, and J. Eyraud (2014). Examination of clinical trial costs and barriers for drug development final. *Office of the Assistant Secretary for Planning and Evaluation, US Department of Health & Human Services*, 1–92.
- Yin, X., P. S. Mishra-Kalyan, R. Sridhara, M. D. Stewart, E. A. Stuart, and R. C. Davi (2022). Exploring the potential of external control arms created from patient level data: a case study in non-small cell lung cancer. *Journal of Biopharmaceutical Statistics* 32(1), 204–218.
- Yoder, N. (2022). Designing incentives for heterogeneous researchers. *Journal of Political Economy* 130(8), 2018–2054.

A Omitted Proofs

We will define $\Phi(\cdot)$ the cumulative density function of a Standard Normal Distribution and $\phi(\cdot)$ its probability density function. We will use the $y = \mathcal{O}(x)$ notation to indicate that $y \leq Kx$ for a finite constant K . We define the function $\Lambda(t) = \Phi^{-1}(1 - t/2)\phi(\Phi^{-1}(1 - t/2))$.

A.1 Preliminary Lemmata

The following lemma provides an approximation to a function of the cost that will be used in the characterization of the planner's loss function for expensive designs.

Lemma 1. *Let $\Lambda(t) = \Phi^{-1}(1 - t/2)\phi(\Phi^{-1}(1 - t/2))$. Then for $t \in (0, 1)$, the following holds:*

- (i) $\Lambda'(t) \geq -1/2$ for all $t \in (0, 1)$;
- (ii) $\Lambda(t) \leq \frac{1}{2}(1 - t)$;
- (iii) $\Lambda(t) \geq \frac{1}{2}(1 - t) - \frac{\pi}{6}(1 - t)^3$;
- (iv) $2\Lambda(t) + t$ is monotonically increasing in t ;
- (v) $\frac{1}{2}(1 - t) \left[\Phi^{-1}(1 - \frac{t}{2}) \right]^2 \geq 1 - t - 2\Lambda(t)$.

Proof of Lemma 1. We prove each claim separately separately.

Proof of (i) Define

$$z(t) = \Phi^{-1}\left(1 - \frac{t}{2}\right), \quad \Lambda(t) = z(t) \phi(z(t)).$$

By the chain rule and the derivative of $\Phi^{-1}(x)$, $\frac{d}{dx} \Phi^{-1}(x) = \frac{1}{\phi(\Phi^{-1}(x))}$, we get $z'(t) = -\frac{1}{2\phi(z(t))}$. Therefore, it follows that

$$\Lambda'(t) = z'(t) \phi(z(t)) + z(t) \phi'(z(t)) z'(t).$$

Recall $\phi'(x) = -x \phi(x)$ for the standard normal PDF. Substitute back:

$$\Lambda'(t) = z'(t) \phi(z(t)) + z(t) [-z(t) \phi(z(t))] z'(t) = z'(t) \phi(z(t)) [1 - z(t)^2].$$

But from above, $z'(t) \phi(z(t)) = -\frac{1}{2}$. Therefore,

$$\Lambda'(t) = -\frac{1}{2} [1 - z(t)^2] = \frac{1}{2} [z(t)^2 - 1].$$

The result is immediate since $z(t)^2 \geq 0$.

Proof of (ii) Let $t = \Phi^{-1}(1 - C_E/2)$, so $\Lambda(C_E) = t\phi(t)$. Since ϕ is decreasing on $\mathbb{R}_{\geq 0}$, we have $\Lambda(C_E) \leq t\phi(s)$ for all $s \in [0, t]$. By the Mean Value Theorem, it follows that $\Lambda(C_E) \leq \Phi(t) - \Phi(0) = 1 - \frac{C_E}{2} - \frac{1}{2} = \frac{1}{2}(1 - C_E)$.

Proof of (iii) Define (as an implicit function of t) $\varepsilon = 1 - t$ ($0 < \varepsilon < 1$) and $F(\varepsilon) = \Lambda(1 - \varepsilon)$, $x(\varepsilon) = \Phi^{-1}\left(\frac{1}{2} + \frac{\varepsilon}{2}\right)$ (> 0). Because $x(0) = 0$ and x is real analytic and odd in ε and $\phi(x)$ is real analytic and even in x , $h(\varepsilon) = x(\varepsilon)\phi(x(\varepsilon))$ is an odd power-series in ε . A simple calculation shows that

$$h(\varepsilon) = \frac{1}{2}\varepsilon - \frac{\pi}{6}\varepsilon^3 + R_5(\varepsilon)$$

where $h'(0) = \frac{1}{2}$, the coefficient $-\frac{\pi}{6}$ is the third derivative term and $R_5(\varepsilon) \geq 0$ since, by induction, the remaining odd-order coefficients are strictly positive. Thus $h(\varepsilon) \geq \frac{1}{2}\varepsilon - \frac{\pi}{6}\varepsilon^3$ for $\varepsilon \in (0, 1)$. This completes the claim.

Proof of (iv) Note that $\frac{d}{dt}(2\Lambda(t) + t) = 2\Lambda'(t) + 1 \geq 0$ where the inequality follows from (ii) completing the proof for (iv).

Proof of (v) Using the definition above for $z(t) = \Phi^{-1}(1 - \frac{t}{2})$, the desired inequality becomes $K(t) := \frac{1}{2}(1 - t)z(t)^2 - \left[1 - t - 2z(t)\phi(z(t))\right] \geq 0$. First, note that as $t \rightarrow 0^+$ we have $K(t) \rightarrow \infty$ from trivial calculations. In addition for $t = 1$, we have $K(1) = 0$. Therefore it suffices to show that $K'(t) \leq 0$ for all $t \in (0, 1)$ to show the desired claim. With some algebra, we can write $K'(t) = \frac{1}{2}\left[z(t)^2 - (1 - t)\frac{z(t)}{\phi(z(t))}\right]$. Note that by (ii), we have $z(t)\phi(z(t)) \leq \frac{1}{2}(1 - t) \leq (1 - t)$. Therefore, we can write because $z(t), \phi(z(t))$ are positive for $t \in (0, 1)$, $z(t)^2 \leq (1 - t)\frac{z(t)}{\phi(z(t))}$. This proves the desired claim. \square

The following lemma provides a simple decomposition of the social planner's loss function conditional on the realized statistic X .

Lemma 2 (Loss function). *Suppose that Assumption 1 holds. Then*

$$\mathbb{E}\left[\mathcal{L}_p(X(\Delta), \Delta, \theta_0) \middle| X(\Delta)\right] = \left[c_p - \frac{\eta_0^4}{(S_\Delta^2 + \eta_0^2)^2} X(\Delta)^2\right] p(X, \Delta) + \mathbb{E}[\theta_0^2 | X(\Delta)]$$

Proof of Lemma 2. Recall that under Assumption 1, $\beta_\Delta = 0$. Using the fact that $\mathbb{E}[\theta_0 | X(\Delta)] = X(\Delta) \frac{\eta_0^2}{S_\Delta^2 + \eta_0^2}$, and $\mathbb{E}[\theta_0 | X(\Delta)] = \frac{\eta_0^2}{S_\Delta^2 + \eta_0^2} X(\Delta)$. We can write

$$\begin{aligned} \mathbb{E}\left[\mathcal{L}_p(X(\Delta), \Delta, \theta_0) \middle| X, \beta_\Delta\right] &= \left[\left(\frac{\eta_0^2}{S_\Delta^2 + \eta_0^2}\right)^2 \beta_\Delta^2 + c_p - \left(\frac{\eta_0^2}{S_\Delta^2 + \eta_0^2} (X(\Delta) - \beta_\Delta)\right)^2\right] p(X, \Delta) + \mathbb{E}[\theta^2 | X] \\ &\quad - 2 \frac{\eta_0^2}{S_\Delta^2 + \eta_0^2} \beta_\Delta \mathbb{E}[\theta_0 | X(\Delta)] p(X, \Delta) + 2 \frac{\eta_0^2 (X(\Delta) - \beta_\Delta)}{S_\Delta^2 + \eta_0^2} \frac{\eta_0^2}{S_\Delta^2 + \eta_0^2} \beta_\Delta p(X, \Delta) \\ &= \left[c_p - \left(\frac{\eta_0^2}{S_\Delta^2 + \eta_0^2} X(\Delta)\right)^2\right] p(X, \Delta) + \mathbb{E}[\theta_0^2 | X(\Delta)]. \end{aligned}$$

□

The following lemma provides an exact characterization of the social planner's loss function for a publication rule corresponding to a threshold rule.

Lemma 3 (Loss for threshold rule). *Suppose that Assumption 1 holds. Then for any rule $p_\Delta = 1\{\frac{|X(\Delta)|}{\sqrt{S_\Delta^2 + \eta_0^2}} \geq t_\Delta\}$, for given threshold t_Δ*

$$\mathbb{E}\left[\mathcal{L}_{p_\Delta}(X(\Delta), \Delta, \theta_0)\right] = \eta_0^2 + 2\Phi(-t_\Delta) \left[c_p - \frac{\eta_0^4}{S_\Delta^2 + \eta_0^2} \left[1 + \frac{t_\Delta \phi(t_\Delta)}{(1 - \Phi(t_\Delta))} \right] \right].$$

Proof of Lemma 3. First, we write

$$\mathbb{E}\left[\mathcal{L}_{p_\Delta^*}(X(\Delta), \Delta, \theta_0)|X(\Delta)\right] = \mathbb{E}[\theta_0^2|X] - \left(\left(\frac{\eta_0^2}{S_\Delta^2 + \eta_0^2} \right)^2 X^2 - c_p \right) 1\left\{ \frac{1}{S_\Delta^2 + \eta_0^2} X^2 \geq t_\Delta^2 \right\}$$

We can write

$$\begin{aligned} & \mathbb{E}\left[\left(\frac{\eta_0^2}{S_\Delta^2 + \eta_0^2} \right)^2 X^2 1\left\{ \frac{1}{S_\Delta^2 + \eta_0^2} X^2 \geq t_\Delta^2 \right\} \right] \\ &= \underbrace{\mathbb{E}\left[\left(\frac{\eta_0^2}{S_\Delta^2 + \eta_0^2} \right)^2 X^2 \middle| \frac{|X|}{\sqrt{S_\Delta^2 + \eta_0^2}} \geq t_\Delta \right]}_{(I)} \times \underbrace{\mathbb{P}\left(\frac{|X|}{\sqrt{S_\Delta^2 + \eta_0^2}} \geq t_\Delta \right)}_{(II)}. \end{aligned}$$

Recall that $X \sim \mathcal{N}(0, \eta_0^2 + S_\Delta^2)$. It is easy to show that by symmetry of the Gaussian distribution

$$(I) = \mathbb{E}\left[\left(\frac{\eta_0^2}{S_\Delta^2 + \eta_0^2} \right)^2 X^2 \middle| \frac{X}{\sqrt{S_\Delta^2 + \eta_0^2}} \geq t_\Delta \right].$$

Using properties of the (truncated) Gaussian distribution, we can write

$$(I) = \frac{\eta_0^4}{S_\Delta^2 + \eta_0^2} \left[1 + \frac{t_\Delta \phi(t_\Delta)}{1 - \Phi(t_\Delta)} \right], \quad (II) = 2\Phi(-t_\Delta),$$

and the lemma follows. □

The following lemma is a simple definition of p_Δ^* in Proposition 1.

Lemma 4. *For p_Δ^* in Proposition 1, it follows that $p_\Delta^* = 1\{\frac{|X|}{\sqrt{S_\Delta^2 + \eta_0^2}} \geq t_\Delta\}$ where $t_\Delta = \left(\frac{\sqrt{S_\Delta^2 + \eta_0^2}}{\eta_0^2} \right) \sqrt{c_p - \max\{\lambda(C_\Delta), 0\}}$, and $\lambda(C_\Delta) = c_p - \left(\frac{\eta_0^2}{\sqrt{S_\Delta^2 + \eta_0^2}} \Phi^{-1}(1 - C_\Delta/2) \right)^2$.*

Proof. The proof is immediate from rearrangement. □

The following lemma provides an exact characterization of the loss planner's loss function in the presence of an expensive design.

Lemma 5 (Loss for expensive experiments). *Suppose that Assumption 1 holds. Suppose that $\lambda(C_\Delta) > 0$, where $\lambda(C_\Delta)$ is as defined in Lemma 4. Then*

$$\begin{aligned}\mathbb{E}[\mathcal{L}_{p_\Delta^*}(X(\Delta), S_\Delta, \theta_0)] &= \\ \eta_0^2 + C_\Delta \left[c_p - \frac{\eta_0^4}{S_\Delta^2 + \eta_0^2} \right] - \frac{2\eta_0^4}{S_\Delta^2 + \eta_0^2} \Phi^{-1}(1 - C_\Delta/2) \phi(\Phi^{-1}(1 - C_\Delta/2)) \\ &= \eta_0^2 + C_\Delta c_p - \text{PostVarRed}(\Delta) \left(C_\Delta + 2\lambda(C_\Delta) \right).\end{aligned}$$

Proof of Lemma 5. The proof follows directly from Lemma 3, noting that when $\lambda(C_\Delta) > 0$, the constraint is binding, and $C_\Delta/2 = \Phi(-t_\Delta)$. \square

Lemma 6 (Approximate loss for large costs). *Suppose that Assumption 1 holds. Suppose that $\lambda(C_\Delta) > 0$, where $C_\Delta > 0$ and $\lambda(C_\Delta)$ is as defined in Lemma 4. Then*

$$\begin{aligned}\mathbb{E}[\mathcal{L}_{p_\Delta^*}(X(\Delta), S_\Delta, \theta_0)] &= \eta_0^2 + C_\Delta \left[c_p - \frac{\eta_0^4}{S_\Delta^2 + \eta_0^2} \right] - \frac{\eta_0^4}{S_\Delta^2 + \eta_0^2} (1 - C_\Delta) + \mathcal{O}(\eta_0^2(1 - C_\Delta)^3) \\ &= \eta_0^2 + C_\Delta c_p - \text{PostVarRed}(\Delta) + \mathcal{O}(\eta_0^2(1 - C_\Delta)^3).\end{aligned}$$

Proof of Lemma 6. The lemma follows directly from Lemma 5 and Lemma 1(ii) and (iii) since $\text{PostVarRed}(\Delta) \leq \eta_0^2$. \square

A.2 Proofs of the main results

A.2.1 Proof of Proposition 1

Using Lemma 2 and the lagrangian formulation with multiplier λ , the objective reads as

$$\int \left[c_p - \lambda - \left(\frac{\eta_0^2}{S_E^2 + \eta_0^2} x \right)^2 \right] p(x) dF_X(x) + \lambda C_E + \eta_0^2$$

where $F_X = \mathcal{N}(0, S_E^2 + \eta_0^2)$, and $\lambda \geq 0$ is the lagrangian multiplier. We can solve and obtain $p_\lambda(x) = 1\{(\frac{\eta_0^2}{S_E^2 + \eta_0^2} x)^2 \geq c_p - \lambda\}$ as the minimizer of the above expression. From complementary slackness, whenever the constraint is binding, we can write

$$\lambda : \int p_\lambda(x) dF_X(x) = C_E,$$

so that (since $X \sim \mathcal{N}(0, S_E^2 + \eta_0^2)$),

$$2\Phi\left(-\sqrt{c_p - \lambda} \frac{\sqrt{S_E^2 + \eta_0^2}}{\eta_0}\right) = C_E \Rightarrow \lambda = c_p - \left(\frac{\eta_0^2}{\sqrt{S_E^2 + \eta_0^2}} \Phi^{-1}(1 - C_E/2) \right)^2.$$

When the constraint is not binding, $\lambda = 0$ from complementary slackness. Under Definition 2, an experiment is expensive when $\lambda \geq 0$ and cheap otherwise. Our result directly follows from simple rearrangement of p_λ under these two scenarios using Lemma 4.

A.2.2 Proof of Proposition 2

Using Lemma 2, we can write for any cheap design, the corresponding loss evaluated at $p_\Delta^* = 1 \left\{ c_p - \left(\frac{\eta_0^2}{S_E^2 + \eta_0^2} x \right)^2 \leq 0 \right\}$ as

$$\int \left[c_p - \left(\frac{\eta_0^2}{S_E^2 + \eta_0^2} x \right)^2 \right] 1 \left\{ c_p - \left(\frac{\eta_0^2}{S_E^2 + \eta_0^2} x \right)^2 \leq 0 \right\} dF_x(x) + \eta_0^2$$

which clearly is always weakly smaller than η_0^2 by construction of p_Δ^* .

A.2.3 Proof of Proposition 3

We will use the following lemma to prove the desired claim.

Lemma 7. (a) *For each unbiased-on-average design Δ with $C_\Delta > 0$, there exists a threshold $c_p^*(\Delta, \eta_0) > 0$ such that Δ is worthwhile if and only if $c_p \leq c_p^*(\Delta, \eta_0)$.*

(b) *This threshold satisfies*

$$\frac{\text{PostVarRed}(\Delta)}{C_\Delta} \geq c_p^*(\Delta, \eta_0) \geq \frac{\text{PostVarRed}(\Delta) - \eta_0^2 \frac{\pi}{6} (1 - C_\Delta)^3}{C_\Delta}.$$

Proof. We prove (a) and (b) separately.

Proof of (a) Let $\Lambda(C_\Delta) = \Phi^{-1}(1 - C_\Delta/2)\phi(\Phi^{-1}(1 - C_\Delta/2))$. From Lemma 5, if Δ is expensive, then

$$\mathcal{L}_\Delta^* = \eta_0^2 + C_\Delta(c_p - \text{PostVarRed}(\Delta)) - 2\text{PostVarRed}(\Delta)\Lambda(C_\Delta). \quad (6)$$

Consider a threshold defined as follows

$$c_p^* = \text{PostVarRed}(\Delta) \frac{C_\Delta + 2\Lambda(C_\Delta)}{C_\Delta}. \quad (7)$$

It follows directly from Equation (6) that Δ is worthwhile if and only if $c_p < c_p^*$.

Proof of (b) From Lemma 1 (since $\text{PostVarRed}(\Delta) \leq \eta_0^2$)

$$\frac{\text{PostVarRed}(\Delta)}{C_\Delta} \geq \text{PostVarRed}(\Delta) \frac{C_\Delta + 2\Lambda(C_\Delta)}{C_\Delta} \geq \frac{\text{PostVarRed}(\Delta) - \eta_0^2 \frac{\pi}{6} (1 - C_\Delta)^3}{C_\Delta}.$$

This completes the proof. \square

Proposition 3 is a direct corollary of Lemma 7.

A.2.4 Proof of Proposition 4

Proposition 4 follows directly from the fact that for any cheap design the individual rationality constraint is non-binding. Therefore \mathcal{L}_Δ^* for a cheap design with cost C_Δ equal $\mathcal{L}_{\Delta'}$ for the same design with cost $C_{\Delta'} = 0$. It directly follows that the social planner objective in Definition 1 is increasing in S_Δ^2 , since S_Δ^2 increases $\text{PostVarRed}(\Delta)$. Therefore

$$\mathcal{L}_E^* - \mathcal{L}_O^* \leq 0$$

if $S_E^2 \leq S_O^2$ (which follows by Assumption 1) when E is a cheap design.

A.2.5 Proof of Proposition 5

From Lemma 6, for an expensive design Δ we can write

$$\mathcal{L}_\Delta^* = \eta_0^2 + C_\Delta c_p - \text{PostVarRed}(\Delta) + O(\eta_0^2(1 - C_\Delta)^3)$$

Therefore, it follows that

$$\mathcal{L}_E^* - \mathcal{L}_O^* = (C_E - C_O)c_p - \left(\text{PostVarRed}(E) - \text{PostVarRed}(O) \right) + O(\eta_0^2(1 - C_E)^3) + O(\eta_0^2(1 - C_O)^3).$$

The proof completes from simple rearrangement.

A.2.6 Proof of Theorem 1

We prove (a) and (b) separately for O being an expensive design first. We then return to O not being an expensive design at the end of the proof. Recall that $\text{PostVarRed}(E) \geq \text{PostVarRed}(O)$ under Assumption 1.

Proof of (a) Take two expensive designs E and O . We can write

$$\begin{aligned} \mathcal{L}_E^* - \mathcal{L}_O^* &= C_E[c_p - \text{PostVarRed}(E)] - 2\text{PostVarRed}(E)\Lambda(C_E) - C_O[c_p - \text{PostVarRed}(O)] + 2\text{PostVarRed}(O)\Lambda(C_O). \end{aligned}$$

We add and subtract from the expression $C_E \text{PostVarRed}(O)$, so that we obtain

$$\begin{aligned} \mathcal{L}_E^* - \mathcal{L}_O^* &= \underbrace{c_p C_E - c_p C_O - C_E \text{PostVarRed}(E) + C_E \text{PostVarRed}(O)}_{(I)} \\ &\quad \underbrace{- 2 \text{PostVarRed}(E) \Lambda(C_E) + 2 \text{PostVarRed}(O) \Lambda(C_O) - C_E \text{PostVarRed}(O) + C_O \text{PostVarRed}(O)}_{(II)}. \end{aligned}$$

Under (a), $(I) \leq 0$, so that it suffices to show that $(II) \leq 0$ for (a) to hold.

Using the fact that $\text{PostVarRed}(E) \geq \text{PostVarRed}(O)$, we can write

$$\begin{aligned} (II) &\leq -2 \text{PostVarRed}(O) \Lambda(C_E) + 2 \text{PostVarRed}(O) \Lambda(C_O) - C_E \text{PostVarRed}(O) + C_O \text{PostVarRed}(O) \\ &\leq \text{PostVarRed}(O) \left(2\Lambda(C_O) + C_O - 2\Lambda(C_E) - C_E \right) \end{aligned}$$

Now note that under Assumption 1, $C_E \geq C_O$. By Lemma 1(v), $2\Lambda(t) + t$ is monotonically increasing in t for $t \in (0, 1)$. Therefore it follows that $\left(2\Lambda(C_O) + C_O - 2\Lambda(C_E) - C_E \right) \leq 0$ completing the proof of (a), since $\text{PostVarRed}(O) \geq 0$ by definition of $\text{PostVarRed}(O)$.

Proof of (b) Recall that for an expensive experiment by Definition 2, we have $C_O \geq P(|X(O)| \geq \gamma_O^*)$ where $\gamma_O^* = \frac{S_O^2 + \eta_0^2}{\eta_0^2} \sqrt{c_p}$. In addition, it directly follows from rearrangement that $P(|X(O)| \geq \gamma_O^*) = P\left(\frac{|X(O)|}{\sqrt{S_O^2 + \eta_0^2}} \geq \sqrt{\frac{c_p}{\text{PostVarRed}(O)}}\right) = 2(1 - \Phi(\sqrt{\frac{c_p}{\text{PostVarRed}(O)}}))$ since $X(O) \sim \mathcal{N}(0, \eta_0^2 + S_O^2)$ (unconditional on θ_0).

Denote $C_O^* = 2(1 - \Phi(\sqrt{\frac{c_p}{\text{PostVarRed}(O)}}))$. Note that by assumption $C_O \geq C_O^*$. It follows that the following holds:

$$\frac{c_p}{\text{PostVarRed}(O)} = \left[\Phi^{-1}\left(1 - \frac{C_O^*}{2}\right) \right]^2 \geq \left[\Phi^{-1}\left(1 - \frac{C_O}{2}\right) \right]^2 \quad (8)$$

since $C_O \geq C_O^*$ and $\Phi^{-1}(1 - \frac{C_O}{2})$ is decreasing in C_O .

We next prove our statement. We can write

$$\begin{aligned} \mathcal{L}_E^* - \mathcal{L}_O^* &= C_E c_p - C_O c_p - \left(2\Lambda(C_E) + C_E \right) \text{PostVarRed}(E) + \left(2\Lambda(C_O) + C_O \right) \text{PostVarRed}(O) \\ &\geq C_E c_p - C_O c_p - \text{PostVarRed}(E) + \text{PostVarRed}(O) + \left(2\Lambda(C_O) + C_O - 1 \right) \text{PostVarRed}(O) \end{aligned}$$

where we used the fact that $\left(2\Lambda(C_E) + C_E \right) \leq 1$ from Lemma 1(ii).

Therefore, to prove the statement, it suffices to prove that the following holds:

$$\begin{aligned} &\left(2\Lambda(C_O) + C_O - 1 \right) \text{PostVarRed}(O) + \frac{1 + C_O}{2} c_p - C_O c_p \\ &= \left(2\Lambda(C_O) + C_O - 1 \right) \text{PostVarRed}(O) + \frac{1}{2} c_p - \frac{C_O c_p}{2} \geq 0 \end{aligned} \quad (9)$$

Let $g(C_O) = 2\Lambda(C_O) + C_O$. To prove Equation (9) it suffices to show that the following holds

$$\frac{(1 - C_O)c_p}{2 \text{PostVarRed}(O)} \geq 1 - g(C_O).$$

From Equation (8), we have

$$\frac{(1 - C_O)c_p}{2 \text{PostVarRed}(O)} \geq \frac{1 - C_O}{2} \left[\Phi^{-1} \left(1 - \frac{C_O}{2} \right) \right]^2.$$

From Lemma 1(v), we have $\frac{1 - C_O}{2} \left[\Phi^{-1} \left(1 - \frac{C_O}{2} \right) \right]^2 \geq 1 - g(C_O)$ completing the proof.

Proof for O being a cheap design Whenever O is a cheap design

$$\mathcal{L}_O^* = \mathcal{L}_{O'}^*$$

where O' is a design with $S_{O'}^2 = S_O^2$ and $C_{O'} = P(|X(O)| \geq \gamma_O^*)$. This follows immediately from Definition 1, since for a cheap design C_O is non-binding. Therefore, \mathcal{L}_O^* is equivalent to the loss of a different design $C'_{O'}$ with constraint that is exactly binding under Definition 1. We can therefore verbatim the proof by comparing \mathcal{L}_E^* to $\mathcal{L}_{O'}^*$, where O' is an expensive design with cost $C_{O'} = P(|X(O)| \geq \gamma_O^*)$.

A.2.7 Proof of Theorem 2

Any optimal design is an expensive design We first claim that within the class of designs \mathcal{D} any cheap design is weakly dominated by at least one expensive design. Here is the proof of the claim. Under Definition 2, following the proof of Proposition 1, it follows that the constraint is non binding for all cheap design and binding for expensive designs only. In addition, for any cheap design C_Δ does not affect the planner's objective. By Proposition 1, any design Δ that satisfies $C_\Delta = P(|X(O)| \geq \gamma_\Delta^*)$ is an expensive design and the loss \mathcal{L}_Δ^* equal the loss of any cheap design with a publication rule as in Proposition 1. Therefore, we can always find an expensive design (such as a design that makes the individual rationality constraint exactly binding for the researcher) that weakly dominates any cheap design.

Upper bound on the objective function For any expensive design, under Lemma 1(ii), we can write

$$\mathcal{L}_\Delta^* = \eta_0^2 + C_\Delta c_p - \text{PostVarRed}(\Delta) \left(C_\Delta + 2\Lambda(C_\Delta) \right) \leq \eta_0^2 + C_\Delta c_p - \text{PostVarRed}(C_\Delta). \quad (10)$$

In addition, for any expensive worthwhile design $\Delta' \in \mathcal{D}$ with cost $C_{\Delta'}$, it directly follows that $\mathcal{L}_{\Delta'} \geq c_p \mathbb{E}[p(X, \Delta')] = C_{\Delta'} c_p \geq c_f c_p$. Next, we minimize the upper bound in Equation (10). Because \mathcal{D} contains worthwhile experiments, for any design $\Delta' \in \mathcal{D}$ $\mathcal{L}_{\Delta'}^* \geq c_f c_p$

Optimal solution to the upper bound Set $f(x) = \frac{c_p c_v}{x} - \frac{\eta_0^4}{x + \eta_0^2}$. By taking first order conditions, we obtain that the function is minimized at

$$x^* = \frac{\sqrt{c_p c_v} \eta_0^2}{\eta_0^2 - \sqrt{c_p c_v}},$$

assuming $\eta_0^2 > \sqrt{c_p c_v}$. Plugging in the solution for S_{Δ}^2 yields the following bound

$$\mathcal{L}_{\Delta}^* \leq \frac{c_p c_v}{\eta_0^2} + c_p c_f.$$

Therefore, it follows that for $S_{\Delta}^2 = x^*$ at the optimal solution,

$$\mathcal{L}_{\Delta}^* - \min_{\Delta' \in \mathcal{D}} \mathcal{L}_{\Delta'}^* \leq \frac{c_p c_v}{\eta_0^2}.$$

Difference between optimal and approximate solution Take $x_1 = \sqrt{c_p c_v}$, then

$$g(x_1) = g(\sqrt{c_p c_v}) = \frac{c_p c_v}{\sqrt{c_p c_v}} - \frac{\eta_0^4}{\sqrt{c_p c_v} + \eta_0^2} = \sqrt{c_p c_v} - \frac{\eta_0^4}{\eta_0^2 + \sqrt{c_p c_v}}.$$

Hence with simple rearrangement

$$g(\sqrt{c_p c_v}) - g(x^*) = \frac{(c_p c_v)^{3/2}}{\eta_0^2 (\eta_0^2 + \sqrt{c_p c_v})} \leq \frac{(c_p c_v)^{3/2}}{\eta_0^4}.$$

The proof is complete.

A.2.8 Proof of Theorem 3

Let $X_0 = X(0)$ denote the type of the researcher.

Note that $\theta_0 | X_0 \sim \mathcal{N}\left(\frac{\eta_0^2}{\eta_0^2 + S_E^2} X_0, \frac{S_E^2 \eta_0^2}{S_E^2 + \eta_0^2}\right)$. Hence, writing $\omega = \frac{\eta_0^2}{\eta_0^2 + S_E^2}$ the planner's expected loss conditional on X_0 if the researcher chooses a nontrivial design Δ that has publication probability p is

$$(\omega^2 \beta_{\Delta}^2 + c_p) p + \omega^2 X_0^2 (1 - p) + \omega^2 S_E^2 = (\omega^2 (\beta_{\Delta}^2 - X_0^2) + c_p) p + \omega^2 (X_0^2 + S_E^2).$$

Moreover, if the researcher chooses the trivial design, then the planner's expected loss conditional on X_0 is $\omega^2(X_0^2 + S_E^2)$. For $0 \leq v \leq 1$, define

$$\mathcal{L}^*(X_0, v) = \min_{p, \beta_\Delta \in [0, 1] \times \mathbb{R} \mid p - c_d |\beta_\Delta| = v} \{ (\omega^2(\beta_\Delta^2 - X_0^2) + c_p) p \} \quad (11)$$

denote the minimum expected loss conditional on X_0 generated by a nontrivial design and publication probability that delivers utility exactly $v - C_0$ to the researcher.

Lemma 8. (a) *If $|X_0| \neq \gamma$, then there is a unique optimizer $(\tilde{p}(X_0, v), \beta_\Delta(X_0, v))$ in (11) given by*

$$\tilde{p}(X_0, v) = \begin{cases} v & \text{if } |X_0| < \gamma \\ \min \left\{ 1, \frac{2v + \sqrt{v^2 + 3c_d^2(X_0^2 - (\gamma^*)^2)}}{3} \right\} & \text{if } |X_0| > \gamma \end{cases}$$

and $\beta_\Delta(X_0, v) = \tilde{p}(X_0, v) - v$.

(b) *If $|X_0| > \gamma^*$ (resp. $|X_0| = \gamma^*$, $|X_0| < \gamma^*$), then $\mathcal{L}^*(X_0, v)$ is negative (resp. zero, positive) for $v > 0$, and has negative (resp., zero, positive) derivative in v over $(0, 1)$.*

(c) $\mathcal{L}^*(X_0, v)$ has negative derivative in X_0 over $(0, \gamma^*) \cup (\gamma^*, \infty)$.

Proof. Writing $|\beta_\Delta| = \frac{p - u - C_0}{c_d}$, note that (11) can be written equivalently as

$$\mathcal{L}^*(X_0, v) = \min_{p \in [0, 1] \mid p \geq v} \left\{ \left[\omega^2 \left(\frac{p - v}{c_d} \right)^2 - \omega^2 X_0^2 + c_p \right] p \right\}. \quad (12)$$

Noting that $\gamma^* = \frac{1}{\omega} \sqrt{c_p}$, we divide into cases based on the value of $|X_0|$ to complete the proof.

- Case 1: $|X_0| > \gamma^*$. In this case, we claim that for $0 < v < 1$, the quantity $\mathcal{L}^*(X_0; v)$ is the optimum of the relaxed problem

$$\mathcal{L}^*(X_0, v) = \min_{p \in [0, 1]} \left\{ \left[\omega^2 \left(\frac{p - v}{c_d} \right)^2 - \omega^2 X_0^2 + c_p \right] p \right\}, \quad (13)$$

and moreover that all optimizers $\tilde{p}(X_0, v)$ satisfy $\tilde{p}(X_0, v) > v$. Indeed, taking $p = v$ in (13), we can see that the right hand side is negative. It follows that in optimum in (13), we must have that $\omega^2 \left(\frac{p - v}{c_d} \right)^2 - \omega^2 X_0^2 + c_p < 0$. The first-order condition for the optimality of p then entails that $\tilde{p}(X_0, v) > v$, as desired.

In particular, we then have that $\mathcal{L}^*(X_0; v) < 0$. It also follows from first-order condition

for the optimality of p that

$$\tilde{p}(X_0, v) = \min \left\{ 1, \frac{2v + \sqrt{v^2 + 3c_d^2(X_0^2 - (\gamma^*)^2)}}{3} \right\}.$$

The Envelope Theorem (Milgrom and Segal, 2002, Theorem 3) guarantees that $\mathcal{L}^*(X_0; v)$ is partially differentiable in v and X_0 , and that

$$\begin{aligned} \frac{\partial \mathcal{L}^*(X_0, v)}{\partial v} &= \frac{2\omega^2(p^*(v) - v)p^*(v)}{c_d^2} < 0 \\ \frac{\partial \mathcal{L}^*(X_0; v)}{\partial X_0} &= -2\omega^2 X_0 p^*(v) < 0 \quad \text{for } X_0 > 0. \end{aligned}$$

- Case 2: $|X_0| \leq \gamma^*$. In this case, the objective in (12) is increasing in p on the interval $[v, 1]$. The optimum is therefore achieved at $\tilde{p}(X_0, v) = v$ (uniquely for $|X_0| < \gamma$), so we have that $\mathcal{L}^*(X_0, v) = [c_p - \omega^2 X_0^2] v$. For $|X_0| = \gamma^*$, this function is zero. For $|X_0| < \gamma^*$, this function is positive for $v > 0$, has positive derivative in v , and has negative derivative in X_0 for $X_0 > 0$.

The cases exhaust all possibilities, which completes the proof. \square

Let us now consider the constrained problem in which the planner must choose a publication rule that provides type $X_0 = \gamma^*$ an indirect utility of $u^* \in [0, 1 - C_0]$. The linearly smoothed cutoff rule $p_{\gamma^* + \frac{1-C_0-u^*}{c_d}, c_d}^*$ lies within this class, and under the planner's preferred equilibrium, delivers expected loss conditional on X_0 of this publication rule is

$$\begin{cases} \omega^2(X_0^2 + S_E^2) & \text{if } |X_0| \leq \gamma^* - \frac{u^*}{c_d} \\ \mathcal{L}^*(X_0, u^* + c_d(X_0 - \gamma^*) + C_0) + \omega^2(X_0^2 + S_E^2) & \text{if } \gamma^* - \frac{u^*}{c_d} < |X_0| < \gamma^* + \frac{1-C_0-u^*}{c_d} \\ \mathcal{L}^*(X_0, 1) + \omega^2(X_0^2 + S_E^2) & \text{if } |X_0| \geq \gamma^* + \frac{1-C_0-u^*}{c_d} \end{cases}.$$

Lemma 9. *Within the class of publication rules that provide type $X_0 = \gamma^*$ an indirect utility of $u^* \in [0, 1 - C_0]$, for all types $X_0 > 0$:*

- the linearly smoothed cutoff rule $p_{\gamma^* + \frac{1-C_0-u^*}{c_d}, c_d}^*$ minimizes the expected loss conditional on X_0 (under the planner's preferred equilibrium), and*
- any other publication rule within this class minimizes the expected loss conditional on X_0 must provide the same indirect utility to type X_0 as $p_{\gamma^* + \frac{1-C_0-u^*}{c_d}, c_d}^*$.*

Proof. We divide into cases based on the value of X_0 .

- Case 1: $X_0 > \gamma^*$. If type X_0 obtains utility u , then type γ^* could obtain utility at least $u - c_d(X_0 - \gamma^*)$ by choosing a design with the same mean as the design chosen by X_0 . Hence, we must have that $u - c_d(X_0 - \gamma^*) \leq u^*$. Obviously, we must have that $u \leq 1 - C_0$. By Lemma 8(b) and the definition of \mathcal{L}^* , the expected loss conditional on X_0 must be at least

$$\mathcal{L}^*(X_0, \min\{u^* + c_d(X_0 - \gamma^*) + C_0, 1\}) + \omega^2(X_0^2 + S_E^2)$$

with equality only if the indirect utility to X_0 is $\min\{u^* + c_d(X_0 - \gamma^*) + C_0, 1\}$.

- Case 2: $X_0 = \gamma^*$. By Lemma 8(b) and the definition of \mathcal{L}^* , the expected loss conditional on X_0 must be at least $\omega^2(X_0^2 + S_E^2) = \mathcal{L}^*(X_0, u^* + C_0) + \omega^2(X_0^2 + S_E^2)$.
- Case 3: $\gamma^* - \frac{u^*}{c_d} \leq X_0 < \gamma^*$. Type X_0 could obtain utility at least $u^* + c_d(X_0 - \gamma^*) > 0$ by choosing a design with the same mean as the design chosen by γ^* . By Lemma 8(b) and the definition of \mathcal{L}^* , the expected loss conditional on X_0 must be at least

$$\mathcal{L}^*(X_0, u^* + c_d(X_0 - \gamma^*) + C_0) + \omega^2(X_0^2 + S_E^2),$$

with equality only if the indirect utility to type X_0 is $u^* + c_d(X_0 - \gamma^*)$.

- Case 4: $X_0 < \gamma^* - \frac{u^*}{c_d}$. By Lemma 8(b) and the definition of \mathcal{L}^* , the expected loss conditional on X_0 must be at least $\omega^2(X_0^2 + S_E^2)$, with equality only if the indirect utility to type X_0 is 0.

The cases exhaust all possibilities, which completes the proof. \square

To prove the first part of the theorem, note that Lemma 9(a) implies that there exists a utility level $u^* \in [0, 1 - C_0]$ for type γ^* such that $p_{\gamma^* + \frac{1 - C_0 - u^*}{c_d}, c_d}$ (under the planner's preferred equilibrium) is optimal. Writing $v^* = u^* + C_0$, the expected loss of $p_{\gamma^* + \frac{1 - v^*}{c_d}, c_d}$ (under the planner's preferred equilibrium) is

$$\mathcal{E}(v^*, C_0) = \mathbb{E}_{X_0} \left[\mathcal{L}^*(X_0, \min\{v^* + c_d(X_0 - \gamma^*), 1\}) 1 \left\{ |X_0| \geq \gamma^* - \frac{v^* - C_0}{c_d} \right\} \right] + \eta_0^2.$$

Differentiating under the integral sign using Lemma 8(b), we see that $\frac{\partial \mathcal{E}}{\partial v^*} \big|_{v^*=C_0} < 0$ and that $\frac{\partial \mathcal{E}}{\partial v^*} \big|_{v^*=1} > 0$. So for $p_{\gamma^* + \frac{1 - C_0 - u^*}{c_d}, c_d}$ to be optimal, we must have $0 < u^* < 1 - C_0$, hence

$$0 < \frac{1 - C_0 - u^*}{c_d} < \frac{1 - C_0}{c_d}.$$

To prove the second part of the theorem, consider any optimal publication rule p^* that delivers utility level u^* to type $X_0 = \gamma^*$. By Lemma 8(a), the publication rule p^* (under the planner's preferred equilibrium) must deliver expected loss conditional on X_0 equal to that of $p_{\gamma^* + \frac{1-C_0-u^*}{c_d}, c_d}$ for almost all type X_0 , and $p_{\gamma^* + \frac{1-C_0-u^*}{c_d}, c_d}$ must be optimal. In particular, we must have that $0 < u^* < 1 - C_0$. Using these consequences of optimality, we prove the two assertions in this part separately.

- Suppose for sake of deriving a contradiction that $p^*(X) \neq p_{\gamma^* + \frac{1-C_0-u^*}{c_d}, c_d}(X)$ for a positive measure of $X > 0$ with $p_{\gamma^* + \frac{1-C_0-u^*}{c_d}, c_d}(X) > C_0$. Then, at least one of the following must occur.

- Case 1: $p^*(X) \neq 1$ for a positive measure of $X > \gamma^* + \frac{1-C_0-u^*}{c_d}$. Then types $X_0 > \gamma^* + \frac{1-C_0-u^*}{c_d}$ with $p^*(X_0) < 1$ must obtain indirect utility less than $1 - C_0$, which, by Lemma 9(b), must lead to expected loss conditional on X_0 strictly greater than that of $p_{\gamma^* + \frac{1-C_0-u^*}{c_d}, c_d}$ —a contradiction.
- Case 2: $p^*(X) \neq u^* + C_0 + c_d(X - \gamma^*)$ for a positive measure of results $X \in \left(\gamma^* - \frac{u^*}{c_d}, \gamma^* + \frac{1-C_0-u^*}{c_d}\right)$. Letting $\tilde{p}(X_0, v)$ be as defined in Lemma 8(a), by continuity, a positive measure of types $X_0 \in \left(\gamma^* - \frac{u^*}{c_d}, \gamma^* + \frac{1-C_0-u^*}{c_d}\right)$ must satisfy

$$p^* \left(X_0 + \frac{\tilde{p}(X, u^* + C_0 + c_d(X_0 - \gamma^*)) - u^* - C_0}{c_d} \right) \neq \tilde{p}(X, u^* + C_0 + c_d(X_0 - \gamma^*)).$$

Hence, if such types are to obtain indirect utility $u^* + c_d(X_0 - \gamma^*)$, they must have publication probability different from $\tilde{p}(X, u^* + C_0 + c_d(X_0 - \gamma^*))$, which, by Lemma 8(a), would also lead to expected loss conditional on X_0 strictly greater than that of $p_{\gamma^* + \frac{1-C_0-u^*}{c_d}, c_d}$. But Lemma 9(b) implies for $X_0 \in \left(\gamma^* - \frac{u^*}{c_d}, \gamma^* + \frac{1-C_0-u^*}{c_d}\right)$, to obtain expected loss conditional on X_0 equal to that of $p_{\gamma^* + \frac{1-C_0-u^*}{c_d}, c_d}$, type X_0 must obtain indirect utility $u^* + c_d(X_0 - \gamma^*)$ —a contradiction.

- Suppose for sake of deriving a contradiction that $p^*(X) > C_0$ for a positive measure of $X > 0$ with $p_{\gamma^* + \frac{1-C_0-u^*}{c_d}, c_d}(X) \leq C_0$. Then types $X_0 \in (0, \gamma^* - \frac{1-u^*}{c_d})$ with $p^*(X_0) > C_0$ must obtain positive indirect utility, which, by Lemma 9(b), must lead to expected loss conditional on X_0 strictly greater than that of $p_{\gamma^* + \frac{1-C_0-u^*}{c_d}, c_d}$ —a contradiction.

A.2.9 Proof of Proposition 6

In the notation of the proof of Theorem 3, let $X_0 \in (\gamma^*, X^*)$. The expected loss conditional on X_0 if type X_0 chooses a nontrivial design Δ is

$$(\omega^2(\beta_\Delta^2 - X_0^2) + c_p) p,$$

where $p = c_d(|\beta_\Delta| - (X^* - X_0))$. Lemma 8(a) implies that there is a unique minimizer, which satisfies $\beta_\Delta > 0$.

A.2.10 Proof of Proposition 7

In the notation of the proof of Theorem 3, consider the function $\mathcal{E}(v^*, C_0)$ on the domain $\{(v^*, C_0) \mid 1 \geq v^* \geq C_0 \geq 1 - c_d\gamma^*\}$. Differentiating \mathcal{E}^* using the fundamental theorem of calculus implies that

$$\frac{\partial \mathcal{E}}{\partial C_0} = -\frac{2}{c_d} \mathcal{L}^* \left(\gamma^* - \frac{v^* - C_0}{c_d}, C_0 \right) \frac{\exp \left(-\frac{(\gamma^* - \frac{v^* - C_0}{c_d})^2}{2(S_E^2 + \eta_0^2)} \right)}{\sqrt{2\pi(S_E^2 + \eta_0^2)}}.$$

Lemma 8(b) implies that $\mathcal{L}^* \left(\gamma^* - \frac{v^* - C_0}{c_d}, C_0 \right) \geq 0$, and it then follows from Lemma 8(c) that $\frac{\partial^2 \mathcal{E}}{\partial v^* \partial C_0} \leq 0$. Hence, \mathcal{E} is a submodular on $\{(v^*, C_0) \mid 1 \geq v^* \geq C_0 \geq 1 - c_d\gamma^*\}$, which is a lattice. Topkis's Theorem implies that

$$\arg \min_{v^* \in [C_0, 1]} \mathcal{E}(v^*, C_0)$$

is increasing in the strong set order in C_0 over $[1 - c_d\gamma^*, 1]$. Since $\mathcal{E}(v^*, C_0)$ is the expected loss of $p_{\gamma^* + \frac{1-v^*}{c_d}, c_d}$ (under the planner's preferred equilibrium), the proposition follows.

A.2.11 Proof of Proposition 8

In the notation of the proof of Theorem 3, take $|X_0| \in (X_0^* - \frac{1-C_0}{c_d}, \gamma_E^*)$. The expected loss conditional on X_0 if type X_0 chooses a nontrivial design Δ is

$$(\omega^2(\beta_\Delta^2 - X_0^2) + c_p) p,$$

where $p = c_d(|\beta_\Delta| - (X^* - X_0))$. Lemma 8(a) implies that there is a unique minimizer, which satisfies $\beta_\Delta = 0$. Since $|X_0| > \frac{1-C_0}{c_d}$, we have $p > C_0$, so type X_0 will choose a nontrivial design and obtain a nonzero publication probability.

A.2.12 Proof of Proposition 9

We prove each claim separately.

Proof of (i) The first claim follows directly from the fact that if $\Delta = E$ is a cheap design, p_E^* is the minimizer of the loss function in the absence of incentive compatible constraints and where the individual rationality constraint is not binding at the optimum by Definition 2. On the other hand, the minimizer of \mathcal{L}_M further imposes additional incentive compatibility constraints. Therefore, $\mathcal{L}_E^* \leq \mathcal{L}_M^*$ since \mathcal{L}_E^* is the minimum achieved under no constraints on the class of publication rules.

Proof of (ii) For the second claim, from Theorem 3, we can write

$$\mathcal{L}_M^* \leq \mathbb{E} \left[\mathcal{L}_{p'}(X(\Delta_{p'}^*), \Delta_{p'}^*, \theta_0) \right], \quad p'(X) = 1 \left\{ |X| \geq \gamma_E^* + \frac{1}{c_d} \right\}$$

where p' is a sub-optimal publication rule. We can write

$$\begin{aligned} \mathcal{L}_M^* &\leq \mathbb{E} \left[\left(\varepsilon + \beta_{\Delta_{p'}^*} \right)^2 p'(X) + \eta_0^2 (1 - p'(X)) + c_p p'(X) \right] \\ &= \underbrace{\mathbb{E} [\varepsilon^2 p'(X) + \eta_0^2 (1 - p'(X)) + c_p p'(X)]}_{(A)} + \underbrace{\mathbb{E} [\beta_{\Delta_{p'}^*}^2 p'(X)] + 2\mathbb{E} [\beta_{\Delta_{p'}^*} \varepsilon p'(X)]}_{(B)} \end{aligned}$$

It follows that under p' for all results for which $|\theta_0 + \varepsilon| \in [\gamma_E^*, \gamma_E^* + \frac{1}{c_d}]$, the researcher chooses $|\beta_{\Delta_{p'}^*}| = \gamma_E^* + \frac{1}{c_d} - |\theta_0 + \varepsilon|$. For all $|\theta_0 + \varepsilon| < \gamma_E^*$, the researcher chooses $|\beta_{\Delta_{p'}^*}| = 0$. Therefore, it follows that $p'(X) = 1\{|\theta_0 + \varepsilon| \geq \gamma_E^*\}$. As a result, we can write as we define $p''(x) = 1\{|x| \geq \gamma_E^*\}$

$$\begin{aligned} (A) &= \mathbb{E} [\varepsilon^2 p'(X) + \eta_0^2 (1 - p'(X)) + c_p p'(X)] = \mathbb{E} [\mathcal{L}_{p''}(\theta_0 + \varepsilon, 0, \theta_0)] \\ (B) &= \mathbb{E} [\beta_{\Delta_{p'}^*}^2 p''(\theta_0 + \varepsilon)] + 2\mathbb{E} [\beta_{\Delta_{p'}^*} \varepsilon p''(\theta_0 + \varepsilon)]. \end{aligned}$$

That is (A) equals the loss function as if there was no manipulation, under a publication rule p'' . (B) captures the manipulation component. We next study (B).

We consider each term in (B). First note that for the first term, we can write

$$\beta_{\Delta_{p'}^*}^2 \leq \frac{1}{c_d^2} \Rightarrow \mathbb{E} [\beta_{\Delta_{p'}^*}^2 p''(\theta_0 + \varepsilon)] \leq \frac{1}{c_d^2}$$

since the researcher will never choose a bias larger than $1/c_d$ by the argument above. For the second term, recall that $\beta_{\Delta_{p'}^*} = \text{sign}(\theta_0 + \varepsilon) \left[\gamma_E^* + \frac{1}{c_d} - |\theta_0 + \varepsilon| \right]$

$$\mathbb{E} \left[\beta_{\Delta_{p'}^*} \varepsilon \middle| |\theta_0 + \varepsilon| \right] p''(|\theta_0 + \varepsilon|) = c_0 \mathbb{E} \left[\text{sign}(\theta_0 + \varepsilon) \varepsilon \middle| |\theta_0 + \varepsilon| \right] p''(|\theta_0 + \varepsilon|)$$

for a finite constant c_0 (that depends on $|\theta_0 + \varepsilon|$ and other parameters in the model). Because θ_0 is centered around zero and independent of ε , $\mathbb{E}[\text{sign}(\theta_0 + \varepsilon)\varepsilon| |\theta_0 + \varepsilon|] = 0$.

Collecting the terms, we can write

$$\mathcal{L}_E^* - \mathcal{L}_M^* \geq \mathcal{L}_E^* - \mathbb{E}[\mathcal{L}_{p''}(\theta_0 + \varepsilon, 0, \theta_0)] - \frac{1}{c_d^2}.$$

Here, \mathcal{L}_E^* is the loss for an expensive design with no manipulation with cost C_E . On the other hand, $\mathbb{E}[\mathcal{L}_{p''}(\theta_0 + \varepsilon, 0, \theta_0)] = \mathcal{L}_O^*$ for a design O with cost $C_O = 0$ and variance $S_O^2 = S_E^2$. It follows that $\mathcal{L}_E^* - \mathbb{E}[\mathcal{L}_{p''}(\theta_0 + \varepsilon, 0, \theta_0)] = \text{GAP}(E)$, completing the proof.