

Understanding and supporting how developers prompt for LLM-powered code editing in practice

Daye Nam^{1*}, Ahmed Omran², Ambar Murillo², Saksham Thakur², Abner Araujo², Marcel Blistein², Alexander Frömmgen², Vincent Hellendoorn², Satish Chandra^{3*}

¹University of California Irvine ²Google ³Meta

Abstract

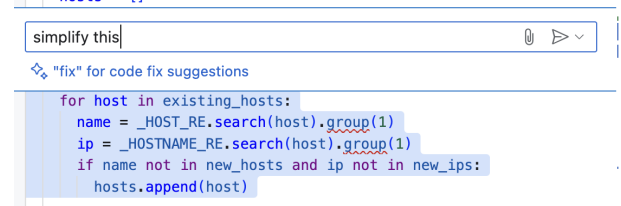
Large Language Models (LLMs) are rapidly transforming software engineering, with coding assistants embedded in an IDE becoming increasingly prevalent. While research has focused on improving the tools and understanding developer perceptions, a critical gap exists in understanding how developers actually use these tools in their daily workflows, and, crucially, where they struggle. This paper addresses part of this gap through a multi-phased investigation of developer interactions with an LLM-powered code editing feature, Transform Code, in an IDE widely used at Google. First, we analyze telemetry logs of the feature usage, revealing that frequent re-prompting can be an indicator of developer struggles with using Transform Code. Second, we conduct a qualitative analysis of unsatisfactory requests, identifying five key categories of information often missing from developer prompts. Finally, based on these findings, we propose and evaluate a tool, AutoPrompter, for automatically improving prompts by inferring missing information from the surrounding code context, leading to a 27% improvement in edit correctness on our test set.

1 Introduction

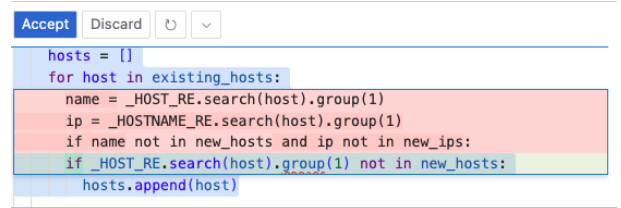
While the first major win for the use of Large Language Models (LLMs) in coding came from autocomplete [2, 48], where the cursor position and the surrounding code were the main inputs to an LLM, the emphasis has shifted to situations in which some amount of developer input – or *prompt* – is expected to convey the intent to the LLM. This holds whether it is for code generation, editing existing code, or as part of a multi-step interaction between the programmer and the LLM.

A notable difference between the autocomplete and prompt-based features is the need for developers to write the prompts. To receive the desired output from such tools, developers need to clearly elaborate their needs, which can require both time and cognitive effort. As much previous research on understanding professional developers’ perceptions and productivity gains has been conducted with autocomplete as the main focus [36, 38, 48], we still have unanswered questions on how developers prompt in practice.

Transform Code. We specifically focus on the case of explicitly prompted code editing or transformation, and conduct a case study of Transform Code (Figure 1). Transform Code is a feature in the internal IDE at Google. Developers can modify and extend code with custom natural language prompts *in context* of a selection of code within the editor, similar to features like GitHub Copilot’s Edit Mode [2] or Cursor’s Inline Edit [3]. It is powered by an LLM trained on many popular programming languages, which is comparable to models like Codex [13].



(a) A developer activates Transform Code using a shortcut or by clicking a button. A Transform Code prompting window pops up, where the developer can input their prompts.



(b) Once the LLM provides a response, the code edit is displayed as diff in the developer’s original code. The developer can then either Accept or Discard the suggested code edits (using the first two buttons from the left), or retry the prompt (third button from the left).

Figure 1: Transform Code, an LLM-based code editing tool

When a developer selects a certain range of code and activates the feature using a shortcut or by clicking a button, a small Transform Code window pops up where the developer can enter a short natural language prompt indicating the edit that they would like to see applied to that code. Once the LLM provides a response, the suggested code edit is displayed as a diff in the original code, and the developer can either accept or reject it. For instance, Figure 1 shows a request by a developer to “simplify” a piece of code (a), and receives a suggested code edit that simplifies the highlighted code (b). By providing in-situ support, Transform Code provides easy contextualization and minimizes context switching.

However, while considerable research has been conducted on prompt engineering for code generation [15, 17], mainly for benchmarks such as HumanEval [13], research on the prompting behavior of developers in the enterprise setting remains sparse. For example, we observed that developers typically use short, simple prompts mostly with a single sentence of around 15 words. This shows the actual developer prompting patterns are distinct from the code generation benchmark settings, where many prompting engineering approaches utilize a full description of functions with additional information (e.g., test cases [28]),

*Daye Nam and Satish Chandra conducted this research at Google.

In this paper, we address this gap by investigating how developers interact with LLM-powered code editing tools in practice, how they struggle, and a method for mitigating their struggles through a multi-method, multi-phase investigation. In Phase I (Section 3), we carry out, to our knowledge, the first *log-based* study of developers' behavior when it comes to prompting for code editing. With extensive fine-grained logs, we analyze how developers interact with Transform Code in their daily workflow, with enterprise-level tasks and complexity. This log-based study minimizes many biases [16] that typically exist with studies asking developers how they feel. We find that around 7% of the Transform Code requests are identical re-prompting requests or only minor editing, potentially signaling their struggle in getting a satisfactory response from Transform Code.

To understand the reasons behind these developers' struggles and propose a mitigation, we build a more focused dataset of unsatisfactory Transform Code requests (Section 4). In addition to the original user prompt and the Transform Code response, we approximate the "ground truth" answer expected by the developer by looking at a future code snapshot or developer-submitted feedback. This allows us to ask, *counterfactually*, what would have been a prompt that produced that ground truth answer, or something very close to it.

Using this data, in Phase II (Section 5), we conduct a qualitative study to understand the common issues with the original developer prompts that prevented Transform Code to generate the ground truth code edit. We find five common types of information missing from prompts: specifics, operationalization plan, localization/scope, codebase context, and developer intent.

Finally, in Phase III (Section 6), we test the feasibility of *automatically enhancing the user prompts* to mitigate the user struggles. We present a prototype tool, AutoPrompter, that considers the common issues of user prompts identified, and automatically augments the user prompts with relevant contextual information. We find that this tool can improve the effectiveness of developer prompts by around 27%, automatically and without further developer input.

2 Related work

Although the research in LLM prompting is extensive, we only touch upon the most pertinent pieces of work in AI developer tools and prompting.

2.1 AI Developer Tools for Professional Developers

In recent years, driven by significant improvements in large language models (LLMs), many developer tools have been built upon or have incorporated LLMs. GitHub Copilot [2] is one of the earliest LLM-powered developer tools, suggesting code in real time, based on context. More similar tools have been built, such as Cursor [3], Windsurf [4], and Bolt [1], supporting code completion, editing, and generation, or even agent-based support. Significant effort has also been invested in AI-enhanced software development tools for internal use, such as at Meta [7] and Google [12, 20, 42], to support their developers' workflows and proprietary codebases. Many have conducted studies to understand their potential to enhance developer productivity, investigating both *perceived* [10, 31] and

actual [36, 38] productivity gains, through various methodologies. Research has also studied challenges developers face when using AI tools. A notable struggle reported multiple times is in effectively communicating requirements to AI tools, which often requires developer cognitive effort [26, 33, 37, 43, 44].

Analyzing telemetry logs to understand usage patterns [32, 33] and improve features [9, 20] is a common practice in software engineering. However, AI tools have only recently been broadly adopted by developers for real-world usage and are rapidly evolving. Consequently, research on how developers incorporate these tools into their actual workflows has been limited. More recently, some efforts have been made to measure the overall impact of AI tools at scale, such as by measuring acceptance rates [48] or the number of pull requests [38]. However, these studies primarily focused on quantifying productivity gains rather than understanding *how* developers use the tools. One notable exception is Mozannar et al. [30], which collected and analyzed telemetry data from programmers using Copilot. While that paper provides valuable insights into programmer activities using telemetry segments, the data was collected from only 21 participants and the analysis was done after manual labeling. In contrast, our analysis examines logs from developers at Google, reporting insights at a large scale.

2.2 Approaches for Prompt Engineering and Enhancement

As early research has identified challenges in writing effective prompts [26, 33, 37, 44], researchers and practitioners have explored ways to assist developers in prompt writing. Several (semi-) automatic approaches have been proposed, e.g., meta-prompting [19, 45, 47] for automatically optimizing prompts in a systematic fashion. As another example, it was demonstrated in Automatic Prompt Engineer (APE) [47] that LLMs can discover human-level prompts through a search process, outperforming manually written prompts on multiple benchmarks. However, the main research efforts have focused on optimizing the system instruction prompt that can be used for several distinct tasks within the same category, often requiring many examples to *automatically* quantify the quality gains from prompt improvement. Another notable example is prompt augmentation tools for image generation, like LMOPs [21], which aim at generating diverse images through augmented prompts. However, their main goal is to generate various outputs, rather than satisfying more constraints by inferring missing specifications from the surrounding context, which is the goal of prompt enhancement for developer tools.

In software engineering domains, researchers have proposed various strategies to mitigate challenges in prompting. Several attempts have been made to enhance code generation quality through techniques such as adding test cases [28], planning mechanisms [23], or leveraging semantic entropy distributions of generated programs [22]. However, these approaches primarily focus on optimizing code generation performance by encouraging LLMs to engage in more sophisticated reasoning, rather than supporting the diverse code editing tasks that developers encounter in practice. Other researchers have proposed proactively providing assistance to reduce the cognitive burden on developers during prompt engineering [14, 33]. These approaches are useful when users are unfamiliar

with a domain or when their intent is easily inferred. However, it is unclear whether those benefits can be generalized in enterprise environments, where developers work on complex, specialized tasks that make intent inference substantially more difficult. Some studies have explored enhancing initial prompts by requesting clarification questions [25], which can be highly effective for correctly inferring user intent. However, this approach imposes cognitive overhead on users, who must read follow-up questions and provide appropriate responses before receiving the desired output. To the best of our knowledge, ours represents the first study to analyze the prompt strategies employed by professional developers in their daily workflows, while investigating the feasibility of directly enhancing user prompts to minimize cognitive load from multi-turn clarification or debugging processes.

3 Phase 1: Transform Code Log Analysis

Transform Code has been adopted by a significant fraction of developers since its release. Through iterative improvements to both the underlying LLM and the user interface, Transform Code has become a core part of developers’ workflows. Despite its positive reception and appreciation, generating code edits from natural language prompts remains a relatively new concept for developers. Thus, some developers have expressed challenges, mirroring the experiences of users of similar tools [24, 33].

In the ideal case, a developer using Transform Code would send a request with a prompt for a given task, Transform Code would provide an appropriate code edit, the developer would review the edit, and proceed to the next task. However, in practice, it is unrealistic to expect an LLM-powered tool to provide the perfect solution on the first attempt. In this section, we analyze telemetry logs from Transform Code and the IDE, focusing on how developers use Transform Code, and how they react when Transform Code does not provide the ideal code edit they anticipated.

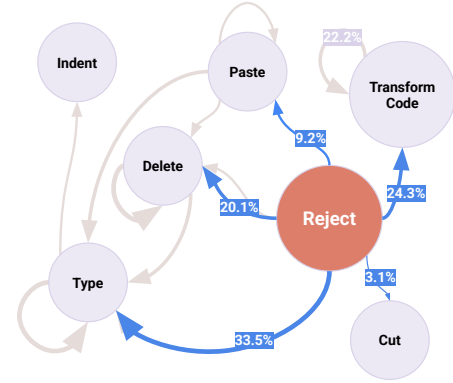
3.1 Data

To understand developer struggles and think of possible remedies, we have to start with data. Here is the data that we have available based on actual usage of Transform Code.

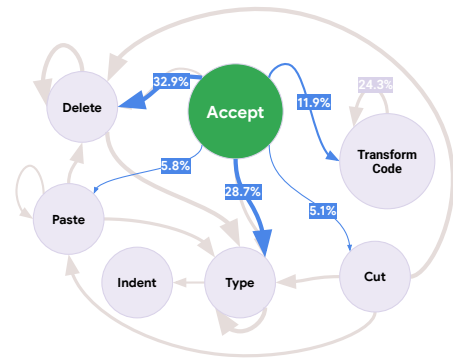
3.1.1 In-IDE Event Logs. We collected one month of user telemetry logs from the internal Google IDE, from January 27, 2025, to February 23, 2025. The telemetry data, which is collected automatically, contains in-IDE events ranging from feature usage (e.g., Transform Code) to basic actions (e.g., pressing the Enter key), along with timestamps for each event.

3.1.2 Transform Code Logs. Logs for specific features covering non-IDE aspects, e.g., Transform Code prompts, are collected separately at Google. Transform Code-specific telemetry logs capture developer interactions with Transform Code, including timestamps, prompts, the context in which Transform Code was triggered, any code highlighted by the developer, and the generated Transform Code edits.

3.1.3 Dataset used for analysis. From this combined dataset, we sampled data of over 10,000 individual developers who used Transform Code at least 24 times during the month, which is the median usage of the entire population. This threshold was set to minimize



(a) After rejection.



(b) After acceptance.

Figure 2: In-IDE developer action transition graphs. Each node displays an IDE action, and each edge indicates the proportion of transitions between the connected actions. Blue arrows show the first action taken right after a Transform Code request, and gray arrows indicate the second action following the first. For space and readability reasons, edges representing transition frequencies lower than 3% (for the first action) and 10% (for the second action) have been omitted.

noise arising from non-regular usage of Transform Code, e.g., where new users might test Transform Code with simple prompts like “hi.”

3.1.4 Limitations. The IDE was instrumented to log an event whenever developers performed any edit, along with the source of this edit (e.g., copy/pasting, typing, running a code formatter, etc.). Due to the number of possibilities for how developers can perform edits in the IDE, a small percentage of edits (<1%) do not have any source assigned to them. Many data points were also excluded during data preprocessing, for example, when joining in-IDE event logs and Transform Code logs, as the logs are collected at different granularities. However, given the large size of the data, we believe it still shows the general workflow when Transform Code is available.

3.2 Post-Transform Code Interactions

To first understand how developers interact with Transform Code in real-world tasks, we focused on the in-IDE actions developers take after their Transform Code requests. We collected the subsequent in-IDE developer actions after requesting Transform Code and either accepting or rejecting a response. The challenge here is to accurately associate whether a certain action is a reaction to another, as we cannot reliably determine the developer’s intent without asking them. Thus, as a best approximation, we only included the Transform Code requests and the subsequent in-IDE actions, when they happened within a short window, 10 minutes, and when the subsequent in-IDE actions were made in the same parts of the code.

Figure 2 visualizes the two consecutive in-IDE developer actions after requesting Transform Code. We first analyzed the actions made after rejection, Figure 2-(a), to understand how developers cope with unsatisfactory Transform Code edits. Then, we also analyzed the actions made after acceptance, Figure 2-(b), to check for any differences in developers’ reactions. This distinction is also important because the Transform Code edit is applied to the user’s code upon acceptance, but discarded upon rejection. Thus, subsequent edits made by the user in the same parts of the code after acceptance likely indicate refinement or adjustment of the applied Transform Code edit, whereas actions taken after rejection indicate the user is continuing to work on the original code.

3.2.1 Post-rejection. The most common subsequent action after rejecting a Transform Code edit was Type (33.5%), including typing a character or inserting a line. This indicates that developers often start working on their tasks by themselves after checking an unsatisfactory Transform Code edit. A particularly interesting next action was a repeated request to Transform Code (24.3%), which is the second most common action after rejecting a Transform Code edit. This likely indicates that developers re-prompted Transform Code for the same task. We found that not an insignificant proportion of developers (22.2%) made even another Transform Code request, possibly indicating developer struggle in using Transform Code, and/or their desire to delegate the task to Transform Code instead of picking up on the task themselves, like those who started typing. The following frequent subsequent actions were Delete (20.1%), Paste (9.2%), and Cut (3.1%), showing other mechanisms of editing the original code, possibly adopting code from code or documentation search.

3.2.2 Post-acceptance. The most common subsequent action was Delete (32.9%), and the second most frequent action was Type (28.7%). This indicates that the developers frequently make edits to the Transform Code-edited code, after accepting a response, to further refine it. The next most frequent action was a repeated request to Transform Code (11.9%). Even after accepting the Transform Code edit, users requested Transform Code from the same code region more than 10% of the time. This could indicate that developers found unsatisfactory edits *after* accepting the edits, and re-prompted for the same task, or it is still possible that developers moved on to the next task and requested another code edit within the same part (e.g., adding documentation after implementing a

function). Developers also made edits via other mechanisms, possibly to the Transform Code-edited code, by pasting code (5.8%), or cutting the code (5.1%).

3.3 Characteristics of Re-prompting

By analyzing the post-Transform Code interactions, we found that developers often request Transform Code again without making any changes to the code (*re-prompting*). This either indicates that Transform Code provided a code edit that perfectly addressed the user’s request and the user moved on to the next task, or, the suggested code edit was unsatisfactory and the user made a follow-up request. To understand this signal better, we conducted a more focused analysis on consecutive Transform Code requests.

3.3.1 Frequency of Identical Re-prompting. We first investigated how often developers re-prompt with an identical prompt. We started with identical re-prompting, as it is very likely that the user is making a follow-up request, instead of moving on to the next task after getting a satisfactory response.

In this analysis, we considered a request as an identical re-prompting, when it uses the identical prompt as the previous request and the request is made within 10 minutes after the previous request. As one may use the same prompt for different code locations for different tasks – for example, one can use “*write javadoc*” for different functions, which indicates that the user is satisfied with the Transform Code edits – we also excluded cases where the code selected for the request (e.g., highlighted code in Figure 1 (a)) was distant (not within 3 lines).

Out of a set of ~100,000 Transform Code requests, we found that roughly 7% of requests repeated the previous prompt. There were even some (rare) cases where a developer re-prompted Transform Code with the identical prompt up to 13 times. This indicates that a significant portion of consecutive Transform Code requests are indeed follow-up requests for an unsatisfying code edit, rather than developers moving on to the next task after receiving a satisfactory code edit.

3.3.2 Re-prompting with tweaks. After confirming that re-prompting behavior may signal an unsatisfactory Transform Code edit, we checked whether developers make efforts to receive a better Transform Code edit, by tweaking their prompts. Similar to the identical re-prompting data collection, we considered a request as a re-prompting, if the request was within 10 minutes after the previous request, and the selected code for the requests was similar. Then, to measure the differences between the two prompts, we computed the Levenshtein distance, the minimum number of characters to edit to change one string into the other, and the normalized Levenshtein distance by dividing it by the maximum length of the two prompts.

Figure 3 displays the result. Out of ~108000 pairs of prompts, we found ~22000 (20%) were identical re-prompts. However, as it is possible that the two prompts are for different requests, such as [“*rename this*”, “*add null check*”], aside from the identical re-prompts, the edit distances cannot be directly interpreted. Thus, we manually investigated ~130 pairs of prompts that were requested from the same code region, and found that around 50% of them were written

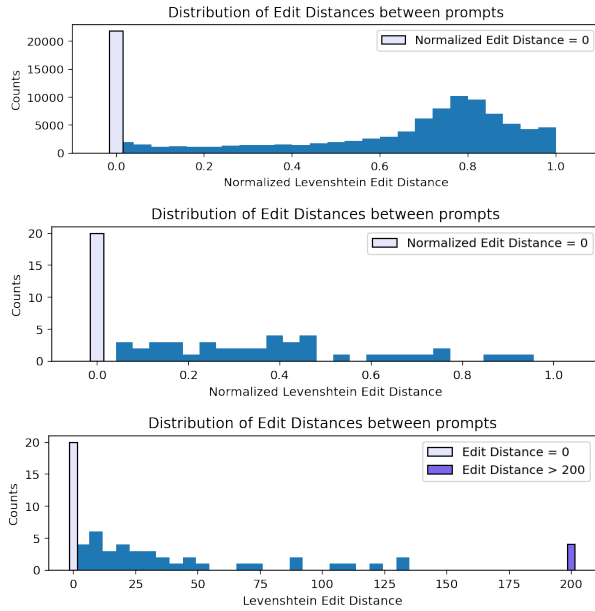


Figure 3: Distribution of the normalized edit distances between two consecutive prompts of the entire data, including prompts written for different tasks (top), and distributions of the normalized edit distances (middle) and the edit distances (bottom) between two consecutive prompts for the same task.

for different tasks. Figure 3-middle and -bottom display the distributions of edit distances for the same task after excluding the 50% of pairs written for different tasks. The skewed distributions of edit distance show that developers rarely update their prompts when re-prompting, and tend to make small edits. This is an impediment to using Transform Code most effectively, because the quality of prompts significantly influences the quality of the LLM response.

3.4 Discussion

Overall, we observed that developers often do not invest sufficient time in crafting effective prompts when using Transform Code. Although documentation and the Transform Code user interface instructed users to provide specific details and necessary context, we found that few users did so when tweaking the prompt. Developers typically resorted to manual editing or invested minimal effort in refining the prompt for a subsequent attempt when an initial, low-effort attempt with Transform Code yielded unsatisfactory code edits. This behavior suggests that there may be an ‘economics of prompting,’ where developers weigh the costs of prompting against the expected benefits. Thus, to improve the user experience and maximize the benefits of Transform Code, enhancing the underlying model performance alone is not sufficient; efforts must also focus on reducing users’ cognitive load during prompting and on helping them write prompts more effectively [17, 26, 33].

4 Unsatisfactory Code Editing Dataset

To inform the mitigation strategies that help developers write more effective prompts for Transform Code, we aimed to understand current prompting practices and identify areas for improvement.

We collected a dataset of real-world Transform Code usage, specifically focusing on developer requests that yielded *not* satisfactory outcomes.

4.1 User Submitted Unsatisfactory Usage

Transform Code has a feedback mechanism, where developers unhappy with the code edit suggestion from Transform Code can submit their desired code edit instead. This improved suggestion is bundled with the original prompt, code context, and original Transform Code suggested code edit upon submission. For these examples, the desired code edits most probably satisfy the user intent and expectations, as developers themselves need to deliberately create and submit the improved rewrite. However, not all developers are motivated to invest time in submitting such rewrites; therefore, the number of these examples is quite limited. After excluding the examples used for the fine-tuning of the Transform Code model, we had 52 examples left for this analysis.

4.2 Automatically Extracted Unsatisfactory usage

To collect more examples for the analysis, we used the Transform Code telemetry logs (see Section 3) to generate a dataset containing user requests that resulted in unsatisfactory code edits, along with the desired code edit. As found in the previous section, we used identical re-prompting as an indicator of user dissatisfaction with the initial code edits suggested by Transform Code.

To obtain the desired code edit, we extracted a future snapshot of the code, assuming that regardless of how (un)satisfied the developers were, the task would have been resolved at some later point in time. We consider the code state after 30 minutes, to leave enough time for developers to make their desired edits, especially for cases where the task requires finding additional information. However, given that the edit time can vary significantly, depending on the task complexity and the user expertise, it was possible that code edits not relevant to the original Transform Code request could have been included. Developers could also potentially give up on finishing the task, or work on different tasks in the meantime. This made manual verification necessary.

After collecting candidate Transform Code generated code edits, paired with the desired code edits, we applied filtering heuristics to make the manual verification process tractable, by excluding examples in which:

- the original code (before the request) and the desired code edit are identical (i.e., the user decided not to make the code edit),
- the Transform Code generated edit and the desired edit are identical (i.e., the user was satisfied with the Transform Code suggestion),
- the difference between the original code and the desired code edit, or the Transform Code generated code edit is too long (the length of the unified diff is longer than 10,000 characters)
- there is no future snapshot (+30 minutes) available, because the user deleted the file, or
- the desired code edit only removes code from the original code.

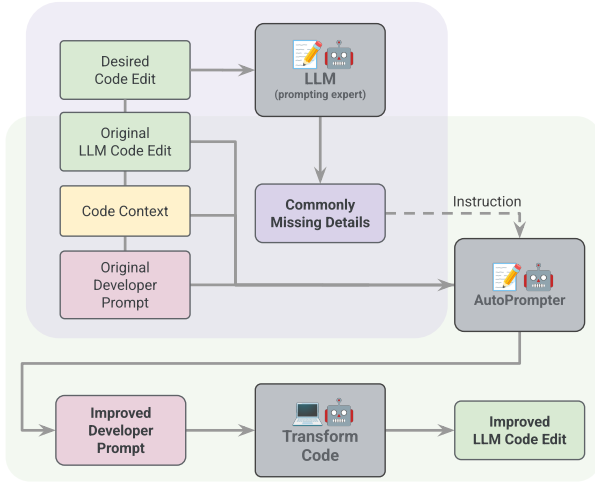


Figure 4: Overview of the developer prompt error analysis (purple) and automatic prompt enhancement (green). For error analysis, the LLM was given (1) the original user prompt, (2) the original Transform Code edit, (3) the code context, and (4) the desired code edit, to identify missing context from the original user prompt. For automatic user prompt enhancement, AutoPrompter was instructed with the learned missing context from the error analysis, and given (1) the original user prompt, (2) the original Transform Code edit, and (3) the code context. Then, Transform Code generates the code edit using the improved prompt.

This produced 496 examples, which were reviewed manually by two of the authors. We further filtered away examples—manually—where the edit included changes unrelated to the intent of the original developer prompt. This resulted in 107 high-quality examples after filtering.

4.3 Full Dataset for Analysis and Solution Building

Combining the data collected from the two sources resulted in 159 examples. Among these, we used 111 examples (70%) of the dataset for understanding developer prompting practices and issues, and we set aside 48 (30%) to be used for testing the solution we would build based on our gained understanding. Among these, we excluded examples that request code documentation only or simple renaming, where it is challenging to understand why the original Transform Code code edits were not satisfactory, and there is a subjective component involved (see Table E-Example 3 in [6]). This resulted in a training dataset of 72 examples, and a test dataset of 33 examples. As the data were collected from real-world logs containing proprietary code, we cannot share the entire dataset, but we can only report the results and share examples.

5 Phase 2: Understanding Common Issues of Developer Prompts

With the collected dataset, we conducted an error analysis of the developer requests that resulted in unsatisfactory code edits from Transform Code, to understand what would be required in a *better prompt*. We leveraged an LLM¹ to help us identify for each example the missing ingredients in a prompt, given prior knowledge of the complete code context, the prompt, and the desired edit. This is based on the premise that with such a *better prompt*, Transform Code would likely have generated the desired solution.

5.1 Error Analysis using an LLM

To collect the common issues with user prompts (i.e., what is missing from the prompt so that Transform Code gives the desired result), we presented the LLM with: (1) the original user prompt, (2) the code context, (3) the original Transform Code edit, and (4) the desired code edit. Then we asked the LLM to produce (a) an explanation of what was missing from the original user prompt and (b) an improved prompt. See Section A [6] for the full system prompt used.

5.1.1 Feasibility Testing. As a sanity check to test whether an LLM can reason about the issues in the user prompts, we tested whether Transform Code can replicate the desired edits from the LLM-enhanced prompts, when provided with the desired edits to enhance the prompt. Out of 72 examples, we found that 43 enhanced prompts (59.72%) enabled Transform Code to replicate the desired edits. These numbers indicate that the LLM is able to pinpoint the issues with the user prompts well, and with all the provided information in the prompt, Transform Code is able to generate satisfactory outcomes for a fairly large number of cases. At the same time, we found that not every unsatisfactory Transform Code edit is due to an incomplete user prompt. For example, cases that cannot be easily abstracted into a concise natural language prompt (e.g., adding tens of import files without clear patterns across them) could not be improved by rewriting prompts even after seeing the desired edit. We also discovered that in some examples, Transform Code provided better code edits than the desired code edits. Here the developer may have accepted the Transform Code suggestion, had they seen it, but as we do not know the developer’s original intent, they were not considered semantically identical. Finally, the underlying model has limitations; it may not be able to generate the desired code edit even when presented with the perfect prompt.

5.2 Qualitative Analysis

We qualitatively analyzed the issues of user prompts for Transform Code extracted from the 72 examples in our dataset, using *thematic analysis* [11]. Our qualitative analysis consisted of several phases. Three authors analyzed the original user prompts and the feedback provided by the LLM, which indicated what information was missing from the original prompt, using inductive coding [18]. As we reviewed the data, we generated an initial set of categories to describe the different types of missing context and specifications. If we could not clearly identify which information was missing from the original prompt, we referred to the code context, the original

¹in our case, Gemini, but we could have used any of the popular LLMs.

Table 1: Summary of common issues with user prompts on 72 of our train examples.

Code	#	Description
Specifics	28	Missing or under-specified specifications, for example, the prompt lacks value information
Operationalization plan	28	Missing or under-specified information on what operations need to be performed or what functions need to be used, or what edge case handling is needed to get to the desired code edit
Localization/scope	6	Missing or under-specified localization or scope of the change
Codebase context	11	Prompt itself did not provide the necessary background information for the model to be able to generate the desired code edits, including missing information about the broader system, existing codebase. Developers may have assumed that the model had all the necessary context.
User intent	12	Missing or under-specified user intent in the prompt; it is not clear what the developer’s goal is or what type of code edit they want to achieve

Transform Code edit, and the desired code edit, which also helped mitigate any errors coming from potential hallucinations. We also wrote analytic memos during the discussion, including observations of patterns and potential connections among the categories.

After analyzing 18 examples (25% of the data), we sorted and consolidated the categories into a codebook (Table 1) with detailed definitions and examples. We then revisited the 18 examples to ensure consistent code application. Then, two researchers separately categorized the remaining 54 examples using the codebook. The first round of separate coding resulted in a Krippendorff’s alpha score of 0.81, which shows good agreement. Then, the ambiguous or difficult examples the two researchers did not agree on were discussed among the three researchers until agreement was reached.

5.3 Results

The analysis resulted in 5 codes of missing or under-specified information in user prompts for Transform Code. Table 1 shows the codebook [5], including the code, the frequency of the codes, and the description. Each example could be labeled with up to 2 codes.

Specifics. This code includes examples that lack specifics for the code edit, such as the variable name to use, the value to assign, the API call to use, or the type to use. For example, Transform Code produces a code edit that is different from the desired code edit given a user request with the prompt “fill result vector”, because “The prompt did not specify the desired type of the ‘result’ vector. It only mentioned filling a ‘result vector,’ which is ambiguous.” By using a prompt with a more complete specification, “Modify the [function] function to create a [type] named ‘result’”, Transform Code was able to generate the desired code edit.

Operationalization Plan. When there are multiple ways of implementing the same goal, if the user does not specify a particular solution, Transform Code may choose the most likely or probable solution. For example, given the user prompt “replace with read -r -p”, the LLM pointed out that “The prompt lacked explicit instruction on the desired syntax for assigning the user input to the [variable1] variable. The prompt only specified replacing a hardcoded value with user input.” With the improved prompt, “Modify the script to prompt the user for [variables], assigning the input directly to the respective variables using ‘read’”, Transform Code was able to replicate the

desired code edit. Including the operationalization plan can be critical when a user has a specific code modification in mind. However, in cases when developers want to make open-ended requests, such as “write javadoc”, it might be less important how Transform Code implements this change.

Localization/Scope. This code includes cases where the user prompt does not provide sufficient information about *where*, including the location in the code context (e.g., lines) or scope (e.g., all or just one), the code edits should be made. Given the user prompt “surround values with #”, the LLM commented that “The prompt should explicitly state that all function calls within the selected lines need to be wrapped,” and when improved as “Wrap all function calls within the [class] block’s CSS variables with ‘# .’”, Transform Code could replicate the desired edit.

Codebase Context. Codebase context refers to cases where the user assumes that Transform Code would know all the background knowledge and details about the codebase they are working on, in cases where Transform Code actually had no access to such information. This could happen because end users might not have a good understanding of how the underlying model is trained, which data are used, and what additional context is included as part of the request, which may have led the developers to assume a level of contextual awareness that the model does not possess. For example, the desired code edit that Transform Code was not able to produce given “add [library]” was successfully replicated with an improved prompt, “Add “[path to the library]” as a dependency to the [build] rule”.

User Intent. A frequent example of this category is a user asking Transform Code to perform a rather vague and open-ended task. For example, for a request with the original user prompt “make it simpler”, the LLM pointed out that “The prompt did not specify the intended behavior when [variable1] is present in [variable2]. The model incorrectly interpreted ‘make it simpler’ as removing the redundant assignment instead of preserving the original conditional logic with the necessary ‘continue’ statement.” The improved prompt generated by the LLM, “Refactor the conditional logic for assigning [variable3] to maintain the original behavior, adding a ‘continue’ statement when [variable1] is in [variable2].”, successfully replicated the desired code edit. When prompts lack user intent, compared to other issues, it becomes extremely difficult for Transform Code

to produce the desired code edit, as it almost requires reading the minds of developers. Thus, if the desired code edit matches the most likely code edit to be made in general, given the code context, Transform Code can produce a good code edit, but if not, it is very challenging to achieve the desired code edit.

Satisfactory Prompts. We identified five examples from the dataset where the original user prompts appeared satisfactory without requiring further improvement, at least from the researchers’ perspective. Because the dataset is a collection of user requests that resulted in unsatisfactory code edits, rather than a collection of inadequate prompts, it is reasonable that some of these unsatisfactory code edits are not attributable to the user prompts.

5.4 Feasibility of Automatic Analysis

In this study, we conducted a qualitative analysis following the traditional thematic analysis process, as this was the first attempt to understand user prompt issues for LLMs in the context of code editing. However, this process of extracting insights from usage data could potentially be automated with LLMs, similar to other attempts in conducting qualitative research with LLMs [8, 29], particularly to reduce researcher effort and cost. To assess the feasibility of such automation, we instructed an LLM to carry out the open coding and codebook construction. We found the LLM-generated codebook to be largely similar to the one created by researchers (see Section C [6]). This result suggests the potential for applying automated analysis with low cost to understand user challenges in other tool contexts (e.g., automatic program repair [41]) or domains (e.g., code migration [34]).

6 Phase 3: Automatic User Prompt Enhancement

In the previous section, we identified categories of common issues with user prompts. In this section, we tested the feasibility of automatically improving user prompts by exploiting this finding, and tested whether some of the missing or underspecified user requirements could be inferred from the code context.

6.1 Approach to Prompt Enhancement

To test the feasibility of, and the extent to which, automatically enhancing developer prompts, we built and evaluated AutoPrompter using an LLM (see Figure 4). Given (1) the original developer prompt, (2) Transform Code suggested edit generated with the original developer prompt, and (3) the code context provided by the developer, AutoPrompter was instructed to check whether the given developer prompt misses or under-specifies any of the key information, and to infer them from the given code context to enhance the prompt. We also instructed AutoPrompter to declare if it cannot confidently infer an improved prompt because of a lack of information, and to explicitly request additional context instead of giving the improved prompt.

As the LLM is inferring the missing specifications from the code context, it is very likely that there can be multiple probable ways of further specifying the developer prompt. For example, when a developer asks to “document”, it can be “improve documentation to be more concise” (user intent) but also “write docstrings for every function” (localization/scope). To make sure that AutoPrompter

generates diverse prompts that can cover multiple possible specification options, we instructed it to provide missing/unspecified instructions given the categories we found in the previous section as a reference, and to improve prompts considering each of those categories. The prompt used can be found in Section D [6].

6.2 Evaluation

6.2.1 Dataset. We used 33 user requests to Transform Code that resulted in unsatisfactory code edits to evaluate the quality of enhanced code edits. See Section 4 for further details. We note that the goal of this evaluation is to show the feasibility of automatically improving the developer prompt for programming and to demonstrate how such a tool can be evaluated, rather than claiming that AutoPrompter is the ideal approach for developer prompt enhancement.

6.2.2 Metrics. To evaluate the quality of code edits, we used multiple metrics:

ChrF (Character-level F-score) [39]. Computes an F_1 score based on the proportion of character-level n -grams.

Gestalt pattern matching. Also known as Ratcliff/Obershelp matching. Recursively computes the lengths of the longest common substrings of two strings and normalizes the length of overlapping regions by the total length of both strings.

Authorator [46]. A complement to text-based similarity scores, which can suffer from syntactic differences, measures the semantic similarity between code edits using an LLM-as-a-judge. Given the original developer prompt, the AutoPrompter enhanced prompt, and the desired code edits, the LLM evaluates the similarity; i.e., how similar the code edits are to the desired code edit.

Human evaluation. Two authors separately evaluated the improved code edits by comparing them to the ground-truths and the original user prompts. Each example was labeled as 1 when the improved code edit was semantically equivalent to the ground truth, considering the original user prompt and the code context, and 0 if not. After a separate evaluation, we found a substantial agreement by achieving a 0.68 Cohen’s Kappa score. For cases where the two authors did not agree, we averaged the two scores.

We note that none of the metrics can accurately represent the actual quality of code edit performance, but they are complementary to each other, and the combination should be interpreted altogether.

The other popular text-based metrics, such as BLEU [35], are not suitable for assessing the quality of code edits. We also considered measuring the CodeBLEU [40] scores for the evaluation. However, as CodeBLEU is language-specific in implementation and given the variety of languages our benchmark contains, we decided that extending the CodeBLEU implementation was not practical.

6.2.3 Limit Study. As discussed in Section 5.1.1, not every code edit benefits from prompt enhancement. Recognizing that improvement is not expected for all test set examples, we established a theoretical performance *limit* as a reference in Section 6.3. To determine this limit, similar to the feasibility test (Section 5.1.1), we provided AutoPrompter not only with the regular input but also with the desired final code edit, which ensured AutoPrompter received the maximum possible information. Although evaluating against the full test set might seem unfair because some examples fall outside

Table 2: Example of prompt enhancement and the improved Transform Code code edits. Green indicates the added lines, red indicates the deleted lines, and yellow indicates the changed lines.

Desired code edit extracted from the future code snapshot	
<pre> hosts = [] for host in existing_hosts: name = _HOST_RE.search(host).group(1) ip = _HOSTNAME_RE.search(host).group(1) if name not in new_hosts and ip not in new_ips: hosts.append(host) </pre>	<pre> hosts = [host for host in existing_hosts if _HOST_RE.search(host).group(1) not in new_hosts and _HOSTNAME_RE.search(host).group(1) not in new_ips] </pre>
Original developer prompt: “simplify this”	
<pre> hosts = [] for host in existing_hosts: name = _HOST_RE.search(host).group(1) ip = _HOSTNAME_RE.search(host).group(1) if name not in new_hosts and ip not in new_ips: hosts.append(host) hosts.append(_SECTION_RE.search(compute_section).group(2)) </pre>	<pre> hosts = [] for host in existing_hosts: if (host not in new_hosts and _HOSTNAME_RE.search(host).group(1) not in new_ips): hosts.append(host) hosts.append(_SECTION_RE.search(compute_section).group(2)) </pre>
AutoPrompter-enhanced prompt: “Replace the loop with a more concise list comprehension for better readability.”	
<pre> hosts = [] for host in existing_hosts: name = _HOST_RE.search(host).group(1) ip = _HOSTNAME_RE.search(host).group(1) if name not in new_hosts and ip not in new_ips: hosts.append(host) </pre>	<pre> hosts = [host for host in existing_hosts if _HOST_RE.search(host).group(1) not in new_hosts and _HOSTNAME_RE.search(host).group(1) not in new_ips] </pre>

Table 3: Evaluation results. Original prompt reports the Transform Code edits generated from the original user prompt. Self-selection, farthest, and llm report the results of different selection strategies. Limit reports the maximum boundary (Section 6.2.3).

	ChrF	Gestalt	Autorater	Human.
original	0.652	0.619	0.545	0
none	0.646	0.609	0.500	0.167
single	0.664	0.628	0.605	0.212
self-selection	0.621	0.585	0.531	0.167
farthest	0.656	0.634	0.673	0.272
llm	0.699	0.661	0.638	0.259
Limit	0.771	0.720	0.719	0.367

the scope of our prompt enhancement approach, we decided to keep them as we believe the current setting represents real-world usage.

6.3 Results

Table 3 summarizes the results. In interpreting the data, we focused on human evaluation results, as we found that text-based similarity scores often do not correlate with human evaluation, especially when the differences are small. Moreover, text-based metrics often give unsatisfactory results in the case of syntactic differences that do not matter semantically. The semantic human evaluation count is 0 by design, as the dataset was built to only include unsatisfactory

Transform Code code edits, i.e., semantically different from the desired code edit.

As two baselines, we used original and none. original displays the scores of original Transform Code edits, based solely on the original user prompts. none is based on the scores of Transform Code response generated only with the LLM prompt enhancement, but without including Table 1 as part of the instruction. The difference between this and other scores thus indicates the usefulness of instructing AutoPrompter to consider the common issues of user prompting. We have multiple versions of AutoPrompter, where the simplest is single, which asks the LLM to produce one enhanced prompt given the information. Also, recall from Section 6.1 that we ask the LLM to produce multiple prompt variants. Given multiple prompts, each one improved with a different strategy, we employed various methods to select the best improved prompt to use. In Table 3, self-selection, farthest, and llm show the performance of different selection approaches. First, for (self-selection), we instructed the AutoPrompter directly to select a prompt that is most likely to elicit the desired code edit. We also tried choosing a prompt for which Transform Code produces the most distinctive code edit from the original code edit (farthest). This is based on the idea that if the developer is not satisfied with the original code edit, the desired code edit is more likely to be found within code edit candidates that differ from the unsatisfactory code edit than within those similar to it. Finally, we used an LLM to select the best improved Transform Code code edit, given the original developer prompt (llm).

Overall, the evaluation shows the feasibility of automatically improving the developer prompt: 9 out of 33 (27%) examples were improved by AutoPrompter, which indicates that it is often feasible to infer missing specifications from the given code context. This

seems like a good result, especially when considering 37% as the limit (as computed by the process in Section 6.2.3) for this test set. Among the AutoPrompter variations, self-selection appears to perform the worst; this could indicate that it might not be easy for an LLM to tell whether the given prompt meets the user intent or not, without reviewing the code edits generated by it. Recall also from Section 6.2.3 that some of the examples may not be amenable to this process of prompt enhancement; and, finally, Transform Code also has limits in terms of the power of the model itself in interpreting the prompt and carrying out a desired edit.

7 Threats to Validity

Telemetry logs analysis for Transform Code. The use of one month of data may be insufficient for broad generalization, particularly given the rapid evolution of AI tools at Google, and the corresponding adaptation of developers. Furthermore, updates to the LLMs supporting the AI tools, which occur during tool evolution, might influence developer satisfaction and behavior. However, we had to tolerate these limitations to balance the complexity of data collection, privacy considerations, and the scale of analysis. Given the substantial size of Google’s internal developer base and the widespread adoption of Transform Code among developers over an extended period, we believe that our dataset is representative, but should be interpreted considering the use case, user population, and the scope of features.

Qualitative Analysis for Common Issues in Developer Prompts. The error analysis is subject to the typical threats to validity encountered in other qualitative analyses. While analyzing data qualitatively allows us to engage in-depth and distill knowledge from previously unexplored areas, we cannot guarantee that the findings generalize beyond the sampled examples without further validation. Specifically, because complex and lengthy examples were excluded to facilitate practical manual review, our sample may not encompass all possible prompts used for code editing with an AI tool. However, given that Google covers diverse application domains and developers with varying expertise in programming, domain knowledge, and AI tools, we believe the sampled examples reasonably represent a diverse range of use cases for code editing tasks.

Correlating in-IDE and Transform Code events. We already discussed at length in Section 3 the issues in achieving perfect alignment between IDE logs and Transform Code logs, and this could hinder some precision in our analysis; however, with the scale, we believe this concern is mitigated.

Specific to Transform Code. Our experiments with improving prompt effectiveness have all been in the context of Transform Code. We believe that the ideas will carry over to similar tools where prompts are used to make code edits (e.g., Cursor [3]).

8 Discussion & Conclusion

In this paper, we have studied how we can improve developer prompts so that Transform Code produces code edits that more closely align with developer expectations and intentions.

Our approach is to analyze the common reasons that the prompts themselves could be lacking. We did this by leveraging an LLM and asking it to articulate the prompt enhancements that would be

needed to get Transform Code to produce edits matching the given desired edit. We collated this information into a codebook that captures five common classes of missing information: missing some specific information, missing an operationalization plan, faulty localization/scope, missing codebase context, or missing intent.

This analysis then enabled us to create AutoPrompter, a tool that proactively adds details to the prompt, without knowing the ground truth, to get Transform Code to produce a more satisfactory edit from a given developer prompt. This idea seems to have shown promise, as we show in our test set: 27% of the cases that were not achieving a satisfactory result with Transform Code now accomplished a satisfactory result with the automatically enhanced prompt.

Although we focused on testing the feasibility of automatically enhancing user prompts in this paper, there is a lot of room for future work. First, the identified common issues with user prompts can be used to guide the training strategies of the underlying LLM for Transform Code, such that Transform Code can infer such missing information even with the original, under-specified user prompts. Using an automated analysis of usage data with LLMs (see Section 5.4), this process of learning from user struggles can be generalized to other LLM-powered tools in identifying gaps.

Another promising usage of AutoPrompter would be to use it for the automatic curation of training data from the usage logs. Transform Code usage data can be very useful for training, as it offers negative examples (original Transform Code edit) alongside ground-truths (user “rewrites”) given user prompts. However, only a small, human-verified subset of user-submitted ground truths (see Section 4.1) has been used, due to the challenges in extracting quality ground-truths, discussed in Section 4.2. The core idea is to include the AutoPrompter-improved Transform Code edit (edit generated using the AutoPrompter-enhanced user prompt) as ground-truths, *only if* they are identical to a future snapshot. Because AutoPrompter only augments the prompt based on the provided context, the improved Transform Code edit captures the original user intent without adding requirements not mentioned in the original prompt. The identity of a future code snapshot also shows implicit user confirmation that the improved edit was desired.

Finally, one potential benefit of AutoPrompter, not discussed in this paper as it is out of scope, is the increased transparency and control it offers users. As an enhanced prompt is generated to obtain an enhanced code edit from Transform Code, when presented, users can easily verify whether their intent is accurately described in the prompt. This prompt can then be easily updated by the user if it contains errors, affording them direct control over the input to Transform Code. In addition, presenting these improved prompts to developers could help them learn to write more effective prompts themselves [27], possibly enabling them to understand the benefits of adding more context. This understanding, in turn, could lead to better code edits from Transform Code with less accumulated effort.

References

- [1] 2025. Bolt. <https://bolt.new/>. Accessed: 2025-04-28.
- [2] 2025. Copilot. <https://github.com/features/copilot>. Accessed: 2025-04-28.
- [3] 2025. Cursor. <https://www.cursor.com/>. Accessed: 2025-04-28.
- [4] 2025. Windsurf Editor. <https://codeium.com/>. Accessed: 2025-04-28.
- [5] Hikari Ando, Rosanna Cousins, and Carolyn Young. 2014. Achieving saturation in thematic analysis: Development and refinement of a codebook. *Comprehensive Psychology* 3 (2014), 03–CP.
- [6] Anonymized. 2025. Appendix. <https://tinyurl.com/kja64b6t>. Accessed: 2025-09-27.
- [7] Johannes Bader, Sonia Seohyun Kim, Frank Sifei Luan, Satish Chandra, and Erik Meijer. 2021. AI in software engineering at Facebook. *IEEE Software* 38, 4 (2021), 52–61.
- [8] Muneera Bano, Didar Zowghi, and Jon Whittle. 2023. Exploring qualitative research using LLMs. *arXiv preprint arXiv:2306.13298* (2023).
- [9] Vitaliy Bibaev, Alexey Kalina, Vadim Lomshakov, Yaroslav Golubev, Alexander Bezzubov, Nikita Povarov, and Timofey Bryksin. 2022. All you need is logs: improving code completion by learning from anonymous IDE usage logs. In *Proceedings of the 30th ACM Joint European Software Engineering Conference and Symposium on the Foundations of Software Engineering, ESEC/FSE 2022, Singapore, Singapore, November 14–18, 2022*, Abhik Roychoudhury, Cristian Cadar, and Miryung Kim (Eds.). ACM, 1269–1279. <https://doi.org/10.1145/3540250.3558968>
- [10] Christian Bird, Denae Ford, Thomas Zimmermann, Nicole Forsgren, Eirini Kalliamvakou, Travis Lowdermilk, and Idan Gazit. 2023. Taking Flight with Copilot. *Commun. ACM* 66, 6 (May 2023), 56–62.
- [11] Virginia Braun and Victoria Clarke. 2006. Using thematic analysis in psychology. *Qualitative research in psychology* 3, 2 (2006), 77–101.
- [12] Satish Chandra and Maxim Tabachnyk. 2024. AI in software engineering at Google: Progress and the path ahead. <https://research.google/blog/ai-in-software-engineering-at-google-progress-and-the-path-ahead/>. Accessed: 2024-07-10.
- [13] Mark Chen, Jerry Tworek, Heewoo Jun, Qiming Yuan, Henrique Ponde De Oliveira Pinto, Jared Kaplan, Harri Edwards, Yuri Burda, Nicholas Joseph, Greg Brockman, et al. 2021. Evaluating large language models trained on code. *arXiv preprint arXiv:2107.03374* (2021).
- [14] Valerie Chen, Alan Zhu, Sebastian Zhao, Hussein Mozannar, David Sontag, and Ameet Talwalkar. 2025. Need Help? Designing Proactive AI Assistants for Programming. In *Proceedings of the 2025 CHI Conference on Human Factors in Computing Systems (CHI '25)*. Association for Computing Machinery, New York, NY, USA, Article 881, 18 pages. <https://doi.org/10.1145/3706598.3714002>
- [15] Xiang Chen, Chaoyang Gao, Chunyang Chen, Guangbei Zhang, and Yong Liu. 2025. An Empirical Study on Challenges for LLM Application Developers. *ACM Trans. Softw. Eng. Methodol.* 34, 7, Article 205 (Aug. 2025), 37 pages. <https://doi.org/10.1145/3715007>
- [16] Nicola Dell, Vidya Vaidyanathan, Indrani Medhi, Edward Cutrell, and William Thies. 2012. "Yours is better!" participant response bias in HCI. In *Proceedings of the sigchi conference on human factors in computing systems*. 1321–1330.
- [17] Federico Errica, Giuseppe Siracusanò, Davide Sanvito, and Roberto Bifulco. 2024. What did I do wrong? Quantifying LLMs' sensitivity and consistency to prompt engineering. *arXiv preprint arXiv:2406.12334* (2024).
- [18] Jennifer Fereday and Eimear Muir-Cochrane. 2006. Demonstrating rigor using thematic analysis: A hybrid approach of inductive and deductive coding and theme development. *International journal of qualitative methods* 5, 1 (2006), 80–92.
- [19] Chrisantha Fernando, Dylan Banarse, Henryk Michalewski, Simon Osindero, and Tim Rocktäschel. 2024. Promptbreeder: Self-Referential Self-Improvement via Prompt Evolution. In *Forty-first International Conference on Machine Learning, ICML 2024, Vienna, Austria, July 21–27, 2024*. OpenReview.net. <https://openreview.net/forum?id=9ZxnPZGmPU>
- [20] Alexander Froemmgen, Jacob Austin, Peter Choy, Nimesh Ghelani, Lera Kharatyan, Gabriela Surita, Elena Khrapko, Pascal Lamblin, Pierre-Antoine Manzagol, Marcus Revaj, Maxim Tabachnyk, Daniel Tarlow, Kevin Villela, Daniel Zheng, Satish Chandra, and Petros Maniatis. 2024. Resolving Code Review Comments with Machine Learning. In *Proceedings of the 46th International Conference on Software Engineering: Software Engineering in Practice* (Lisbon, Portugal). 204–215.
- [21] Yaru Hao, Zewen Chi, Li Dong, and Furu Wei. 2023. Optimizing Prompts for Text-to-Image Generation. In *Advances in Neural Information Processing Systems 36: Annual Conference on Neural Information Processing Systems 2023, NeurIPS 2023, New Orleans, LA, USA, December 10 - 16, 2023*, Alice Oh, Tristan Naumann, Amir Globerson, Kate Saenko, Moritz Hardt, and Sergey Levine (Eds.). http://papers.nips.cc/paper_files/paper/2023/hash/d346d91999074dd8d6073d4c3b13733b-Abstract-Conference.html
- [22] Haoxiang Jia, Robbie Morris, He Ye, Federica Sarro, and Sergey Mechtaev. 2025. Automated Repair of Ambiguous Problem Descriptions for LLM-Based Code Generation. *arXiv:2505.07270 [cs.SE]* <https://arxiv.org/abs/2505.07270>
- [23] Xue Jiang, Yihong Dong, Lecheng Wang, Zheng Fang, Qiwei Shang, Ge Li, Zhi Jin, and Wenpin Jiao. 2024. Self-Planning Code Generation with Large Language Models. *ACM Trans. Softw. Eng. Methodol.* 33, 7, Article 182 (Sept. 2024), 30 pages. <https://doi.org/10.1145/3672456>
- [24] Hans-Alexander Kruse, Tim Puhlfürß, and Walid Maalej. 2024. Can Developers Prompt? A Controlled Experiment for Code Documentation Generation. In *IEEE International Conference on Software Maintenance and Evolution, ICSME 2024, Flagstaff, AZ, USA, October 6–11, 2024*. IEEE, 574–586. <https://doi.org/10.1109/ICSME58944.2024.00058>
- [25] Haau-Sing Li, Mohsen Mesgar, André FT Martins, and Iryna Gurevych. 2022. Python code generation by asking clarification questions. *arXiv preprint arXiv:2212.09885* (2022).
- [26] Michael Xieyang Liu, Advait Sarkar, Carina Negreanu, Benjamin G. Zorn, Jack Williams, Neil Toronto, and Andrew D. Gordon. 2023. "What It Wants Me To Say": Bridging the Abstraction Gap Between End-User Programmers and Code-Generating Large Language Models. In *Proceedings of the 2023 CHI Conference on Human Factors in Computing Systems, CHI 2023, Hamburg, Germany, April 23–28, 2023*, Albrecht Schmidt, Kaisa Väänänen, Tesh Goyal, Per Ola Kristensson, Anicia Peters, Stefanie Mueller, Julie R. Williamson, and Max L. Wilson (Eds.). ACM, 598:1–598:31. <https://doi.org/10.1145/3544548.3580817>
- [27] Qianou Ma, Weirui Peng, Chenyang Yang, Hua Shen, Kenneth Koedinger, and Tongshuang Wu. 2024. What Should We Engineer in Prompts? Training Humans in Requirement-Driven LLM Use. *arXiv:2409.08775 [cs.HC]* <https://arxiv.org/abs/2409.08775>
- [28] Noble Saji Mathews and Meiyappan Nagappan. 2024. Test-Driven Development and LLM-based Code Generation. In *Proceedings of the 39th IEEE/ACM International Conference on Automated Software Engineering (Sacramento, CA, USA) (ASE '24)*. Association for Computing Machinery, New York, NY, USA, 1583–1594. <https://doi.org/10.1145/3691620.3695527>
- [29] Han Meng, Yitian Yang, Yunan Li, Jungup Lee, and Yi-Chieh Lee. 2024. Exploring the Potential of Human-LLM Synergy in Advancing Qualitative Analysis: A Case Study on Mental-Illness Stigma. *arXiv:2405.05758 [cs.HC]* <https://arxiv.org/abs/2405.05758>
- [30] Hussein Mozannar, Gagan Bansal, Adam Fournay, and Eric Horvitz. 2024. Reading Between the Lines: Modeling User Behavior and Costs in AI-Assisted Programming. In *Proceedings of the 2024 CHI Conference on Human Factors in Computing Systems* (Honolulu, HI, USA). New York, NY, USA, Article 142, 16 pages.
- [31] Ambar Murillo, Andrew Macvean, Iris Chu, Quinn Madison, and Sarah D'Angelo. 2023. "If it's what I wanted that's great, but if it's not, I just wasted time": Unpacking the perceived costs/benefits of ML enhanced developer tooling.. In *Proc. Deep Learning 4 Code Workshop*. 1–9.
- [32] Emerson R. Murphy-Hill, Caitlin Sadowski, Andrew Head, John Daughtry, Andrew Macvean, Ciera Jaspan, and Collin Winter. 2018. Discovering API Usability Problems at Scale. In *2nd IEEE/ACM International Workshop on API Usage and Evolution, WAPI@ICSE 2018, Gothenburg, Sweden, June 2, 2018*. ACM, 14–17. <https://doi.org/10.1145/3194793.3194795>
- [33] Daye Nam, Andrew Macvean, Brad A. Myers, and Bogdan Vasilescu. 2024. Understanding Documentation Use Through Log Analysis: A Case Study of Four Cloud Services. In *Proceedings of the CHI Conference on Human Factors in Computing Systems, CHI 2024, Honolulu, HI, USA, May 11–16, 2024*, Florian "Floyd" Mueller, Penny Kyburz, Julie R. Williamson, Corina Sas, Max L. Wilson, Phoebe O. Toups Dugas, and Irina Shklovski (Eds.). ACM, 937:1–937:17. <https://doi.org/10.1145/3613904.3642721>
- [34] Stoyan Nikolov, Daniele Codecasa, Anna Sjövall, Maxim Tabachnyk, Satish Chandra, Siddharth Taneja, and Celal Ziftci. 2025. How is Google using AI for internal code migrations? *arXiv:2501.06972 [cs.SE]* <https://arxiv.org/abs/2501.06972>
- [35] Kishore Papineni, Salim Roukos, Todd Ward, and Wei-Jing Zhu. 2002. BLEU: a method for automatic evaluation of machine translation. In *Proceedings of the 40th Annual Meeting on Association for Computational Linguistics* (Philadelphia, Pennsylvania) (ACL '02). Association for Computational Linguistics, USA, 311–318. <https://doi.org/10.3115/1073083.1073135>
- [36] Elise Paradis, Kate Grey, Quinn Madison, Daye Nam, Andrew Macvean, Vahid Meimand, Nan Zhang, Benjamin Ferrari-Church, and Satish Chandra. 2024. How much does AI impact development speed? An enterprise-based randomized controlled trial. *CoRR* abs/2410.12944 (2024). <https://doi.org/10.48550/ARXIV.2410.12944> *arXiv:2410.12944*
- [37] Aditya G. Parameswaran, Shreya Shankar, Parth Asawa, Naman Jain, and Yujie Wang. 2024. Revisiting Prompt Engineering via Declarative Crowdsourcing. In *14th Conference on Innovative Data Systems Research, CIDR 2024, Chaminade, HI, USA, January 14–17, 2024*. www.cidrdb.org. <https://www.cidrdb.org/cidr2024/papers/p67-parameswaran.pdf>
- [38] Sida Peng, Eirini Kalliamvakou, Peter Cihon, and Mert Demirel. 2023. The impact of ai on developer productivity: Evidence from github copilot. *arXiv preprint arXiv:2302.06590* (2023).
- [39] Maja Popovic. 2015. chrF: character n-gram F-score for automatic MT evaluation. In *Proceedings of the Tenth Workshop on Statistical Machine Translation, WMT@EMNLP 2015, 17–18 September 2015, Lisbon, Portugal*. The Association for

- Computer Linguistics, 392–395. <https://doi.org/10.18653/V1/W15-3049>
- [40] Shuo Ren, Daya Guo, Shuai Lu, Long Zhou, Shujie Liu, Duyu Tang, Neel Sundaresan, Ming Zhou, Ambrosio Blanco, and Shuai Ma. 2020. CodeBLEU: a Method for Automatic Evaluation of Code Synthesis. *CoRR* abs/2009.10297 (2020). [arXiv:2009.10297](https://arxiv.org/abs/2009.10297) <https://arxiv.org/abs/2009.10297>
 - [41] Pat Rondon, Renyao Wei, José Cambrero, Jürgen Cito, Aaron Sun, Siddhant Sanyam, Michele Tufano, and Satish Chandra. 2025. Evaluating Agent-based Program Repair at Google. *CoRR* abs/2501.07531 (2025). <https://doi.org/10.48550/ARXIV.2501.07531> [arXiv:2501.07531](https://arxiv.org/abs/2501.07531)
 - [42] Maxim Tabachnyk. 2022. ML-Enhanced Code Completion Improves Developer Productivity. <https://research.google/blog/ml-enhanced-code-completion-improves-developer-productivity/>. Accessed: 2024-07-10.
 - [43] Mahan Tafreshipour, Aaron Imani, Eric Huang, Eduardo Almeida, Thomas Zimmermann, and Iftekhar Ahmed. 2024. Prompting in the Wild: An Empirical Study of Prompt Evolution in Software Repositories. *arXiv preprint arXiv:2412.17298* (2024).
 - [44] Priyan Vaithilingam, Tianyi Zhang, and Elena L. Glassman. 2022. Expectation vs. Experience: Evaluating the Usability of Code Generation Tools Powered by Large Language Models. In *Extended Abstracts of the 2022 CHI Conference on Human Factors in Computing Systems* (New Orleans, LA, USA). Article 332, 7 pages.
 - [45] Chengrun Yang, Xuezhi Wang, Yifeng Lu, Hanxiao Liu, Quoc V. Le, Denny Zhou, and Xinyun Chen. 2024. Large Language Models as Optimizers. In *The Twelfth International Conference on Learning Representations, ICLR 2024, Vienna, Austria, May 7-11, 2024*. OpenReview.net. <https://openreview.net/forum?id=Bb4VGOWELI>
 - [46] Lianmin Zheng, Wei-Lin Chiang, Ying Sheng, Siyuan Zhuang, Zhanghao Wu, Yonghao Zhuang, Zi Lin, Zhuohan Li, Dacheng Li, Eric Xing, et al. 2023. Judging llm-as-a-judge with mt-bench and chatbot arena. *Advances in Neural Information Processing Systems* 36 (2023), 46595–46623.
 - [47] Yongchao Zhou, Andrei Ioan Muresanu, Ziwen Han, Keiran Paster, Silviu Pitis, Harris Chan, and Jimmy Ba. 2023. Large Language Models are Human-Level Prompt Engineers. In *The Eleventh International Conference on Learning Representations, ICLR 2023, Kigali, Rwanda, May 1-5, 2023*. OpenReview.net. <https://openreview.net/forum?id=92gwk82DE->
 - [48] Albert Ziegler, Eirini Kalliamvakou, X. Alice Li, Andrew Rice, Devon Rifkin, Shawn Simister, Ganesh Sittampalam, and Edward Aftandilian. 2022. Productivity assessment of neural code completion. In *Proceedings of the 6th ACM SIGPLAN International Symposium on Machine Programming* (San Diego, CA, USA) (MAPS 2022). Association for Computing Machinery, New York, NY, USA, 21–29. <https://doi.org/10.1145/3520312.3534864>

A System Instructions for Error Analysis

You are an expert Prompt Engineer specializing in code editing prompts for a Code LLM. Your task is to help software engineers improve their prompts to achieve desired code modifications.

You will receive the following inputs:

1. **Current Prompt:** The engineer's initial prompt to the Code LLM.
2. **Code Context:** The complete code snippet being edited.
3. **Selected Lines:** The specific lines of code the engineer highlighted in their request.
4. **Current Model Diff:** The difference (in unified diff format) between the original code and the current, *undesired* output from the Code LLM.
5. **Golden Response Diff:** The difference (in unified diff format) between the original code and the *desired* (golden) output.

Your task is to analyze these inputs and generate a report in Markdown format, containing the following sections:

1. **Analyze Differences:** Carefully examine the *Current Model Diff* and the *Golden Response Diff* to understand the discrepancy between the current and desired outputs.
2. **Identify Missing Specification:** Determine what crucial information is *missing* from the original prompt that might be preventing the Code LLM from generating the desired output.
3. **Create Improved Prompt:** Construct a new prompt that is clear, specific, concise, and error-free.
4. **Request More Information (If Necessary):** If you cannot confidently infer the user's intention or create an improved prompt due to insufficient information, provide a clear request for additional context instead of the improved prompt. This request should also be concise.

B Example Output Produced for Error Analysis

Diff Analysis

The current model diff replaces the nested loops iterating through [variable1] and calculating min/max values with a more concise approach using [function1] and [function2]. However, the golden response diff maintains the nested loop structure but uses [function3] and [function4] within the loop for a more efficient calculation of min/max values. The current model's approach is potentially less efficient for large datasets. The golden response is more efficient and avoids unnecessary array creation.

Missing Specification

- Desired method for min/max calculation: The prompt "simplify" is too vague. It doesn't specify whether to maintain the original nested loop structure while improving efficiency or to use a completely different, potentially less efficient, approach. This should be provided by the user.

Improved Prompt

Refactor [function5] to efficiently compute min/max values using [function3] and [function4] within the existing nested loop structure.

Request for More Information (If needed)

Please clarify whether you prefer a solution that maintains the original nested loop structure (as in the golden response) or allows for a different approach (as in the current model response). If the former, confirm the intent is to improve efficiency, not change the algorithm.

C LLM-generated Codebook

Code	Description
Missing Context	The prompt lacks necessary background information or surrounding code context for Code LLM to understand the intended functionality or modification. This includes missing information about the broader system, existing code, or overall goals.
Missing Action	The prompt does not clearly specify what action needs to be taken (e.g., add, modify, delete, refactor) or the specific operation to be performed (e.g., sort, filter, convert). This includes missing verbs or insufficiently specific verbs.
Missing Object/Target	The prompt does not clearly identify the target of the action. This includes missing or ambiguous references to variables, functions, classes, components, files, data structures, or specific parts of a larger structure.
Missing Value/Specification	The prompt lacks detail about a required value, such as constant values, data types, strings, regular expressions, paths, URLs, configuration settings, build details, parameter or return types, or API-specific information.
Missing Logic/Condition	The prompt does not specify the conditional logic or control flow under which code should execute or behave. This includes missing if conditions, switch cases, loop conditions, error handling logic, and algorithm specifications.
Missing Style/Format	The prompt does not specify desired coding style, formatting preferences, or response presentation.
Missing Import/Dependency	The prompt fails to specify necessary imports, includes, or build dependencies required for the code to function correctly.

D System Instruction for Automatic Prompt Enhancement

You are an expert Prompt Engineer specializing in code editing prompts for a Code LLM. Your task is to help software engineers improve their prompts to achieve desired code modifications. You will receive the following inputs:

1. **Current Prompt:** The engineer's initial prompt to the Code LLM.
2. **Code Context:** The complete code snippet being edited.
3. **Selected Lines:** The specific lines of code the engineer highlighted in their request.
4. **Current Model Diff:** The difference (in unified diff format) between the original code and the current, *undesired* output from the Code LLM.

Your task is to analyze these inputs and generate feedback in Markdown format, containing the following sections:

1. **Identify Missing Specification:** Use the following rubric, analyze the user prompt against *each* code in the codebook. Ask yourself, "Does this prompt exhibit this type of missing information, that would prohibit the Code LLM from producing the desired output?"

[Table 1]

2. **Generate Improved Prompts:** Suggest revised versions of the user prompt (each under 50 words) that address each of the identified weaknesses above. For each improved prompt, if inferrable, include the missing information to help the Code LLM make the desired change. Only suggest improved prompts for selected missing specifications, and do not suggest improved prompt if none were selected.

3. **Recommend the Best Prompt:** Evaluate the revised prompts and select the one you believe is most likely to elicit the desired code edit from the Code LLM. Explain your reasoning.

4. **Request More Information (If Necessary):** If you cannot confidently infer the user's intention or create an improved prompt due to insufficient information, provide a clear request for additional context instead of the improved prompt. This request should be concise and specifically address the missing information needed.

E Unsatisfactory Transform Code Code Edit Examples

Table 4: Examples of unsatisfactory Transform Code code edits. Original Code Edits are those generated with the original user prompt (written above each block), and the Desired Code Edits are the code edits users expected Transform Code to generate with the original user prompt. **Green indicates the added lines, **red** indicates the deleted lines, and **yellow** indicates the changed lines.**

Example 1: “Use ?”		
Original [705:709]	<pre>// Merge and split can happen consecutively on the \ same dimension, e.g., // f32[1024,256] to f32[128,2048] can be considered \ that 1024 gets split into // 128 and 8, but 8 then gets merged with 256. \ We use stacks to make // supporting such cases easy.</pre>	<pre>// Merge and split can happen consecutively on the \ same dimension, e.g.,? // f32[1024,256] to f32[128,2048] can be considered \ that 1024 gets split into // 128 and 8, but 8 then gets merged with 256. \ We use stacks to make // supporting such cases easy.</pre>
Desired [838:849]	<pre>for (int 64_t i = sharding.TiledDataRank(); i < sharding.tile_assignment().num_dimensions(); ++i) { if (i == sharding.SubgroupReplicationDim()) { target_tile_assignment_dimensions.push_back(1); } else { target_tile_assignment_dimensions.push_back(sharding.tile_assignment().dim(i)); } }</pre>	<pre>for (int64_t i = sharding.TiledDataRank(); i < sharding.tile_assignment().num_dimensions(); ++i) { target_tile_assignment_dimensions.push_back(i == sharding.SubgroupReplicationDim() ? 1 : sharding.tile_assignment().dim(i)); }</pre>
Example 2: “make it succinct”		
Original [119:125]	<pre>elif self.batch_size: if self.batch_drop_remainder: return len(self._root_map_ds) // self.batch_size else: return len(self._root_map_ds) // self.batch_size + 1</pre>	<pre>elif self.batch_size is None: return len(self._root_map_df) elif self.batch_drop_remainder: return len(self._root_map_ds) // self.batch_size else: return len(self._root_map_ds) // self.batch_size + 1</pre>
Desired [119:125]	<pre>elif self.batch_size: if self.batch_drop_remainder: return len(self._root_map_ds) // self.batch_size else: return len(self._root_map_ds) // self.batch_size + 1</pre>	<pre>if self.batch_size: return len(self._root_map_ds) // self.batch_size + (not self.batch_drop_remainder) else: return len(self._root_map_ds)</pre>
Example 3: “Add docstring for frontCamera”		
Original [59:60]	<pre>public boolean frontCamera = false;</pre>	<pre>/** * Flag indicates if we are running the APK for front \ camera calibration. If this is set to true, * the calibration APK will adjust its text for front\ camera calibration mode. */ public boolean frontCamera = false;</pre>
Desired [59:60]	<pre>public boolean frontCamera = false;</pre>	<pre>/** Indicates if the front camera should be used \ for calibration. */ public boolean frontCamera = false;</pre>

F Additional Prompt Improvement Examples

Table 5: Example of user prompt enhancement.

Example 1	
Original	adjust numbers starting from 61
Enhanced	Increment the numbers in the enum [variable1] starting from '[variable2] = 61' to maintain sequential order.
Example 2	
Original	can you make the default [variable1] the same as the default [variable2]?
Enhanced	Set the default value of '[variable1]' to be the same as the value of '[variable2]', which is '[variable3]'.
Example 3	
Original	pass this in as an argument
Enhanced	Pass '[variable1]' as an argument to the '[function]' function.
Example 4	
Original	Change sass variables into css variables
Enhanced	Convert the selected lines to use CSS variables, referencing the Sass variables from '[variable1]' using the '[function1]' function. For example, '[name2]: [function1]([name2])'.
Example 5	
Original	Add default initialized values to all members this class
Enhanced	Add default initialized values to all members of this class. Use '0' for 'int' and 'double', and 'nullptr' where appropriate. Initialize vectors as empty.