

Queue or lounge: strategic design for strategic customers

Riya Sultana, Khushboo Agarwal and Veeraruna Kavitha

Abstract—Considering an M/M/1 queue with an additional lounge facility (LF), the quest of this paper is to understand the instances when LF is an attractive option, from customer perspective as well as from system perspective – will the customers choose to join the queue or prefer to detour briefly to lounge? In reality, customers do not perform complex computations for such tasks, but instead choose based on some heuristics. We further assume that the customers pessimistically anticipate the future congestion while making the choice. Our analysis reveals that the customers use the LF only when the queue is too crowded, and the lounge is relatively empty; however, strikingly, the customer choice is more inclined towards rejection for the LF in systems with higher traffic (load).

We also explore an optimization problem where the system determines whether to implement an LF and what capacity it should have, while accounting for customers’ behavioral responses. Under low load conditions, the system benefits from designing a high-capacity lounge, and the customers also prefer to use the LF actively. Surprisingly, neither the system prefers big LF, nor the customers prefer to use the LF profusely at high load conditions; optimal for either is to use the LF sparingly. Thus, importantly, the strategic system and the bounded-rational customers are not in a tug-of-war situation.

I. INTRODUCTION

Customers often encounter the choice to join or not to join a queue in real-life. Naor in [1] first analyzed this question for strategic customers. This study ignited an extensive research on *strategic queueing* where customers can strategically decide to join the queue, balk (not to join the queue at all), renege (leave the queue while waiting in the queue), jockey (switch between queues), etc. For comprehensive coverage of this field, refer to [2], [3] and other works like [4]–[6].

A particular system which interests us is famously known as retrial queueing system. Here, customers facing long queues may temporarily leave for a random amount of time (in what is called an ‘orbit’) before attempting to rejoin, thus avoiding extended waiting times. Several variants of retrial queues have been studied before, see, e.g., [7]–[10]. A key feature of retrial queues in general is that the size (the number of customers waiting) of the orbit is non-observable to the customers. An exception to this point is the work in [8] where customers can observe both server status (idle/busy) and orbit size; however, in this case, there is no queue as the customers either receive immediate service or wait in the orbit. Our work differs precisely at this point by introducing a system with both a queue and a lounge facility (LF), which

are observable to the customers at their respective arrival instants.

The concept of an LF is commonly seen in airports, visa centers, movie theaters, hospitals, etc. In fact, the authors in [11] conducted a study of a single-queue, single-server system with an LF, developing a threshold-based policy for customers who begin in the lounge and then strategically decide whether to join the queue. Our work differs by giving customers the freedom to choose between the queue and the lounge before entering the system.

Specifically, we examine an M/M/1 queuing system with a lounge facility, where arriving customers have the flexibility to join the queue directly or wait in the lounge for an exponentially distributed time before joining the queue. Once made, the decisions can not be changed, and the customers can not balk. The service is provided in the order of joining the queue.

Importantly, we depart from the standard strategic queueing literature by considering bounded rational customers, recognizing that perfect rationality is often unrealistic in real-world contexts (see [12]–[15]). Specifically we assume each arriving customer to choose between the two options (queue or lounge), after estimating the costs corresponding to the two options using some simple calculations (e.g., as in [16]). Often people tend to estimate the rate of occurrences while drawing conclusions about completion time of a future event; we assume the customers to compute the waiting delays in either option using fluid rates. We also consider that the customers pessimistically anticipate all future arrivals and the existing lounge occupants to join the queue before them, while exploring the LF option. This pessimal anticipation approach has precedent in works like [14], [17], [18].

For these reasons, we believe our framework offers novel contributions in terms of both system architecture and customer responses. We prove that the customers utilize the LF only when the observed queue is long and the lounge congestion remains low. While accounting for the behavioral responses of the customers, we analyze a bi-level optimization problem for the system which aims to optimally design the LF for managing the congestion in lounge and queue. We conclude:

- (i) in low load settings, the system prefers to design the LF with high capacity and customers possess high tolerance for joining the LF,
- (ii) surprisingly, under high load conditions, the optimal system design features low-occupancy lounge, and customers also become less willing to use the LF.

Notably, contrary to the expectation that system and customers’ interests would conflict, we find that their optimal

R. Sultana and V. Kavitha are with Industrial Engineering and Operations Research, IIT Bombay, Powai, Mumbai, 400076, India {riya_sultana, vkavitha}@iitb.ac.in

K. Agarwal is with Inria Sophia Antipolis, 2004 Route des Lucioles, Valbonne 06902, France agarwal.khushboo@inria.fr

responses actually align.

II. QUEUEING SYSTEM WITH LOUNGE FACILITY

We consider a queueing system consisting of a single server and a single queue, enhanced with a lounge facility (LF). This system models scenarios where the arriving customers have the flexibility to either immediately join the queue or wait in a lounge area before entering the queue.

The customers arrive in the system following a Poisson process with rate $\lambda > 0$; thus the inter-arrival times between consecutive customers are independently and exponentially distributed. The service times are also assumed to be exponentially distributed with the rate $\mu > 0$. Upon arrival, each customer independently decides whether to enter the queue immediately (and wait for its turn to be served by the server) or wait in the lounge before joining the queue. The lounge serves as a temporary waiting area where some customers may prefer to relax for sometime depending upon the occupancy levels. Customers choosing LF do not receive service immediately, but join the queue after spending a random amount of time in the lounge. The duration of a customer's stay in the lounge is assumed to be exponentially distributed with rate $\nu > 0$. This rate ν is assumed to be fixed, reflects the customer behavior pattern and is considered not controllable. Further, we assume the following for the obvious reason of enhanced efficiency:

A.1 If the queue is empty and the lounge is occupied, then a customer immediately moves from the lounge to the queue.

It is assumed that the movement from lounge to queue takes no time. It is natural that customers react to such a facility (LF) in a strategic manner, probably depending upon the available information; we defer the discussion on this aspect to the next section.

Define $\rho := \lambda/\mu$. It is well-known that one requires $\rho < 1$ for a standard M/M/1 queue, with no LF. Interestingly, the same condition suffices to ensure stability even for the system with LF (details are in sub-section IV-A), hence we assume:

A.2 Consider $\rho < 1$.

Once a customer enters the queue, they receive service following the First-Come, First-Served (FCFS) discipline.

While a customer waits either in the queue or the lounge, it incurs some cost. In particular, while waiting in a queue, a customer incurs α cost, and in the lounge, it incurs a smaller β cost per unit time; we assume $\alpha > \beta > 0$. Importantly, even the customers joining the queue after waiting in the lounge incur the cost at rate α for the additional time spent in the system.

If the customers in the system were naive, they may have a bias towards a choice (queue or lounge), they may simply follow others, etc. However, in reality, it is not uncommon that customers do simple calculations and comparisons while making such decisions. They may choose the LF, more so when congestion is high, in the hope of returning to a shorter queue. In particular, they may also attempt to balance the immediate convenience of the lounge against the potential

risk of facing a longer queue upon their return. We capture such a behaviour of the customers in the immediate next.

III. DECISIONS OF BOUNDED-RATIONAL CUSTOMERS

For the system with LF, each customer faces a binary choice upon arrival. Let this choice be represented by $a \in \{1, 2\}$, where,

- (i) $a = 1$ denotes the action to directly join the queue, and
- (ii) $a = 2$ denotes the action to first enter the lounge and then the queue.

This decision is guided by the trade-off between the anticipated waiting costs associated with either choice. We assume that each customer knows the system parameters ($\alpha, \beta, \lambda, \mu$ and ν). Further, the queue length (denoted by Q) and the lounge size (i.e., the number of customers waiting in the lounge, denoted by L) are fully observable to the arriving customer. The knowledge about the lounge size differentiates our work from the typical retrial queues where the size of the orbit is unobservable to the customers ([7], [9], [10]).

Bounded-rational behaviour and pessimal anticipation

Any strategic customer aims to choose an option that minimizes their total expected waiting cost in the system. However, queueing systems involve a large number of customers and it is unreasonable to assume that everyone is completely rational (see [12], [13], [15], [16]). Therefore, we incorporate bounded rationality into our modeling to capture more realistic patterns of customer behaviour.

In practice, customers rarely perform exact computations of expected waiting times, as such calculations require detailed consideration of the service mechanism, arrival process, and decisions of other customers. Instead, customers rely on heuristic or approximate reasoning to guide their decisions. For instance, it is common to hear statements like “in the last ten minutes, about eight people left the queue — things are moving faster now”, or “it has been five minutes and only one person moved — this might take a while”, or even “the queue looked shorter a few minutes ago, maybe more people are joining now”.

This kind of reasoning suggests that customers estimate queue evolution process via fluid estimates constructed using the most recent observations. For example, an incoming customer can anticipate the queue to deplete at an effective rate of μ , when it considers joining the queue directly; hence if it observes Q number of waiting customers in the queue upon arrival, its anticipated/expected waiting time (before its turn), by directly joining the queue ($a = 1$), is simply Q/μ and hence the anticipated cost is,

$$C(a = 1) = \alpha \frac{Q}{\mu}. \quad (1)$$

On the other hand, if a customer considers relaxing in lounge, it might anticipate the queue to deplete at a different rate; for example, if it anticipates all the future arrivals to join the queue directly then the effective (fluid) rate is $(\mu - \lambda)$. The latter kind of anticipation reflects yet another commonly observed behavioral tendency, that of pessimal or worst-case

anticipation — all future arrivals join the queue directly increasing its waiting time (for instance, remarks like “we are approaching the closing time, and there are already a large number of customers, hence better to return tomorrow” reflect decisions based on worst-case anticipation).

Further, the incoming customer considering the lounge decision, can also (pessimistically) anticipate all the L customers in the lounge to join back the queue before it. So, considering the fluid estimates and both the pessimal anticipations (worst depletion rate $(\mu - \lambda)$ and all $Q + L$ customers including those in the lounge getting served before the tagged customer), the anticipated/expected waiting time (before the server gets empty), for an incoming customer considering the lounge decision, equals $(Q + L)/(\mu - \lambda)$. However, the customer does not plan to wait in the lounge till the end, instead plans to return after time $1/\nu$; then it anticipates $(\mu - \lambda)/\nu$ number of customers to be served before its return to the queue; in other words, it anticipates the following queue size at the instance of joining back the queue:

$$Q + L - \frac{\mu - \lambda}{\nu}, \quad (2)$$

or zero if the above is negative.

In all, the anticipated cost of joining the queue later ($a = 2$) is given by:

$$C(a = 2) = \frac{1}{\nu}\beta + \frac{\alpha}{\mu} \left(Q + L - \frac{\mu - \lambda}{\nu} \right)^+. \quad (3)$$

To summarize, we model the bounded-rational decisions of the customers by replacing the performance of the actual queuing system with that of the fluid process and by considering pessimal anticipation for two aspects. At this point, we would like to draw the attention of the reader to the fact that the above usage of pessimal anticipation rule is not new. It has been previously utilized in several other game-theoretic contexts (e.g., [17], [18] on cooperative games, [14] while modeling vaccination decisions) to once again model the anticipated utilities of various players of the game.

Thus given the state (Q, L) at the arrival, the concerned customer makes an independent decision depending upon two estimated waiting costs (1) and (3): joins the lounge if and only if (with tie-breaker in favor of $a = 1$):

$$C(a = 1) > C(a = 2) \quad (4)$$

A. Decision rule of customers

The state dependent comparison of the two anticipated costs (1) and (3) describe the dynamic decisions of the customers. We consider this analysis in the immediate next, which indicates that the customers adopt a two-dimensional threshold-based policy:

Theorem 1. [Response of customers] The optimal decision rule a^* for an arriving customer based on the anticipated costs (1) and (3) is given by:

$$a^* = \begin{cases} 2, & \text{if } Q > A \text{ and } L < B, \\ 1, & \text{otherwise,} \end{cases} \quad (5)$$

where the constants:

$$A = \frac{\mu\beta}{\alpha\nu} \text{ and } B = \frac{\mu - \lambda}{\nu} - A. \quad (6)$$

Proof. First consider $Q + L \leq (\mu - \lambda)/\nu$, so $C(a = 2) = \beta/\nu$. The customer joins the lounge only if, $Q > \mu\beta/\alpha\nu$, see (4); also observe $L < B$. Now, let $Q + L > (\mu - \lambda)/\nu$. Then, the customer joins the lounge if,

$$\frac{\alpha Q}{\mu} > \frac{\beta}{\nu} + \frac{\alpha}{\mu} \left(Q + L - \frac{\mu - \lambda}{\nu} \right) \implies L < B;$$

and now observe, $Q > \mu\beta/\alpha\nu$. \square

Thus a strategic customer chooses to enter the lounge only when the queue is sufficiently long ($Q > A$) and the lounge is not overly crowded ($L < B$). This is not a very surprising result, nonetheless, interestingly, this is obtained after careful consideration of bounded rational and pessimal attributes of the customers. The threshold policy is depicted pictorially in Figure 1.

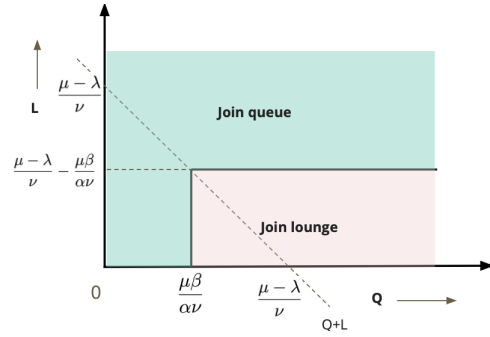


Fig. 1: Decision-rule for bounded-rational customers

B. LF for higher load factors: customer perspective

A key metric in queueing systems is the load factor ρ , which represents the number of customers arriving in one service period. As already mentioned, we would require $\rho < 1$ for stability (see section IV). The viability of LF option is probably a more important question for systems with large congestion costs, that is for the systems with high load factors. Thus we now investigate this aspect from customers' perspective, while discussion on system perspective is postponed to section V. To be precise, we investigate if an arriving customer would join the lounge when ρ is close to 1, which is answered in the immediate next.

Corollary 1. Let $\Delta := 1 - \beta/\alpha$. The customers always choose to join the queue if $\rho \geq \Delta$.

Proof. Clearly, $B \leq 0$; hence, the result by Theorem 1. \square

Thus, for high load factors ($\rho \geq \Delta$) all the customers join the queue, regardless of the queue-lounge occupancy levels at their arrival instance. From equation (2), not much reduction in the congestion levels is anticipated by the customer (while they relax in lounge), and hence possibly the reason for this counter-intuitive result. However the customers can be lured

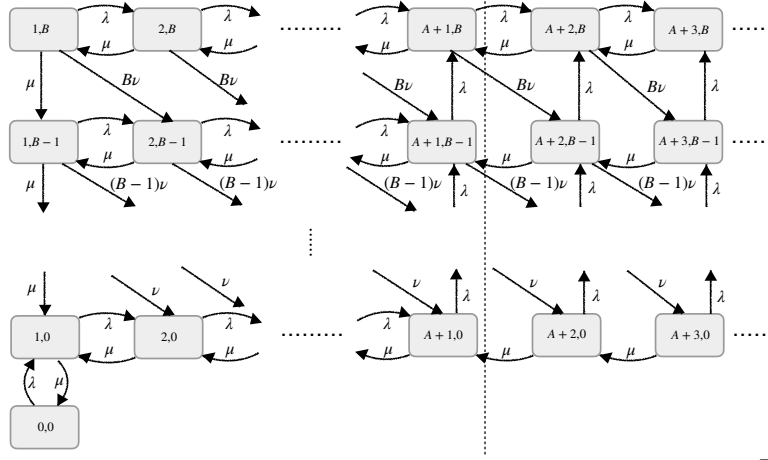


Fig. 2: Transition rate diagram for the system with LF

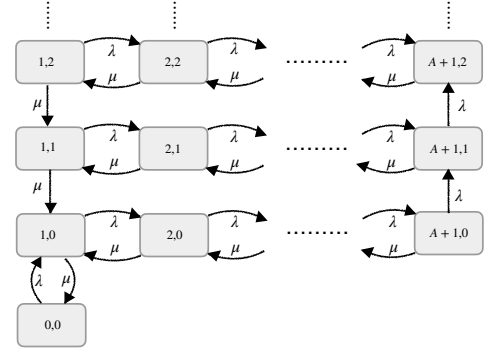


Fig. 3: Transition rate diagram for the approximating system

to LF by increasing the comfort levels in the lounge, i.e., by reducing β and hence increasing Δ . In all, at high load factors, customers may accept LF only if it is perceived to be exceptionally comfortable.

Before proceeding further, we would like to make an important remark. Constants A and B of Theorem 1 are real numbers, however without loss of generality, one can consider them as the following integers, as queueing system evolve over integers:

$$A = \lfloor \mu\beta/\nu\alpha \rfloor, \text{ and } B = \lceil (\mu-\lambda)/\nu - A \rceil. \quad (7)$$

IV. ANALYSIS

This section studies the continuous-time Markov chain (CTMC) representing the underlying queueing system. The state space is given by $\mathbb{S} := \{(Q, L) : Q, L \in \mathbb{Z}^+ \cup \{0\}\}$. Under the threshold policy given in Theorem 1, when $L = B$, only two possibilities can occur: (i) a new customer arrives and joins the queue, or (ii) a previously waiting customer in the lounge returns to the queue. Notice that the lounge size can not exceed B in either scenario. Thus, at most B customers can use the infinitely capacitated lounge due to the decisions of the strategic customers. Therefore, the state space reduces to the following:

$$\mathbb{S} = \{(Q, L) : Q \in \mathbb{Z}^+ \cup \{0\}, L \in \{0, 1, \dots, B\}\}.$$

Let (x, y) be the state of the system. Then, the rate at which the system transitions into the new state (x', y') is given by $r_{(x,y) \rightarrow (x',y')}$, where: i) $r_{(0,0) \rightarrow (1,0)} = \lambda$, $r_{(1,y) \rightarrow (1,y-1)} = \mu$, $r_{(1,y) \rightarrow (0,y)} = 0$ (by A.1), for all $y > 0$; (ii) for all $x \geq 1$,

$$r_{(x,y) \rightarrow (x',y')} = \begin{cases} \mu, & \text{if } x' = x - 1, y' = y, y \geq 0 \\ \nu y, & \text{if } x' = x + 1, y' = y - 1, y > 0, \end{cases};$$

and (let $\mathbb{1}_{x>A, y<B} = \xi$),

$$r_{(x,y) \rightarrow (x',y')} = \begin{cases} \lambda \xi, & \text{if } x' = x, y' = y + 1, \\ \lambda(1 - \xi), & \text{if } x' = x + 1, y' = y, y \geq 0. \end{cases}$$

The second relation in the above holds by Theorem 1 and all other rates can be easily verified from the system description. The transition diagram of the CTMC is provided in Figure 2.

Next, we derive the stationary distribution for the underlying process. Towards this, we first make an important observation.

A. M/M/1 connection and stability

Under assumption A.1, the queue is never empty if the lounge is occupied. Therefore, the total number of customers in the queue and lounge, i.e., $Q + L$, exactly equals the number of customers in an M/M/1 queue. Consequently, under A.1 and A.2, we have two important outcomes:

- (i) the system with LF is stable and possesses a unique stationary distribution π ;
- (ii) let $\pi_{i,j}$ represent the stationary probability of i and j customers waiting in the queue and the lounge respectively; then the stationary probability of having exactly n customers in the system (regardless of their individual locations) is given by:

$$\pi(Q + L = n) = \sum_{l \leq B} \pi_{n-l, l} = \rho^n (1 - \rho) \text{ for all } n. \quad (8)$$

B. Stationary distribution for $B = 1$

From Theorem 1, for high load factors, which is of particular importance to us, the value of $B = \lceil (\mu-\lambda)/\nu - A \rceil$ is small and close to 0; the stationary analysis of such a system (equivalently with $B = 1$) will be instrumental in further analysis (in section V) and hence is considered here (ironically the analysis is simple enough only for $B = 1$, see sub-section IV-C for approximate analysis with $B > 1$).

From (8), the stationary probability $\pi_{q,1} + \pi_{q+1,0}$ of the total number of customers in the system equals that in M/M/1 queue for any q . It remains to derive the relation between the two terms. As $q \rightarrow \infty$, one might expect the ratio between the two of them (i.e., $\pi_{q+1,0}, \pi_{q,1}$) to converge to a constant. Formalizing this intuition, we set $\pi_{q+1,0} = c\pi_{q,1}$ for all large enough q (specifically for $q \geq A + 1$) and attempt to solve

the balance equations, which for this sub-case are given by (see Figure 2, with $\theta := \lambda + \mu + \nu$):

$$\begin{aligned}\pi_{q+2,0} &= \frac{\theta}{\mu}\pi_{q+1,0} - \frac{\nu}{\mu}\rho^{q+1}(1-\rho), \text{ and} \\ \pi_{q+1,1} &= \frac{\theta}{\mu}\pi_{q,1} - \frac{\lambda}{\mu}\rho^q(1-\rho), \text{ for } q \geq A+1.\end{aligned}$$

By substituting $\pi_{q+1,0} = c\pi_{q,1}$ relation into the above balance equations, we found that our intuition is indeed correct and c is uniquely given by ν/μ due to uniqueness of the stationary distribution (argued in sub-section IV-A). To summarize, we have:

$$\frac{\pi_{q+1,0}}{\pi_{q,1}} = \frac{\nu}{\mu}, \text{ for } q \geq A+1. \quad (9)$$

Using (9) and (8) with $n = q+1$, we have the following stationary probabilities for all $q \geq A+1$:

$$\pi_{q+1,0} = \frac{\rho^{q+1}(1-\rho)\nu}{\nu+\mu} \text{ and } \pi_{q,1} = \frac{\rho^{q+1}(1-\rho)\mu}{\nu+\mu}. \quad (10)$$

We are now left to derive the stationary probabilities for $q < A+1$. First, we focus on the case where $l = 1$. For this sub-case, the balance equations are given by (see Figure 2 for $q \in \{2, \dots, A\}$,

$$\theta\pi_{q,1} = \mu\pi_{q+1,1} + \lambda\pi_{q-1,1}, \text{ and, } \theta\pi_{1,1} = \mu\pi_{2,1}. \quad (11)$$

Such recursive equations can be solved using standard techniques, for example using [19, equation (1), pg. 4] we obtain the following:

$$\pi_{q,1} = m_{q-1}\pi_{1,1}, \quad (12)$$

where the constant m_q is defined recursively as follows:

$$m_q = \frac{\theta}{\mu}m_{q-1} - \rho m_{q-2} \text{ with } m_1 = \frac{\theta}{\mu} \text{ and } m_0 = 1.$$

The above recursion is solved and the solution is given by:

$$\begin{aligned}m_q &= \frac{\frac{\theta}{\mu} - \beta}{\alpha - \beta}\alpha^q + \frac{\alpha - \frac{\theta}{\mu}}{\alpha - \beta}\beta^q, \text{ for} \\ \alpha &= \frac{\frac{\theta}{\mu} + \sqrt{\left(\frac{\theta}{\mu}\right)^2 - 4\rho}}{2} \text{ and } \beta = \frac{\frac{\theta}{\mu} - \sqrt{\left(\frac{\theta}{\mu}\right)^2 - 4\rho}}{2}.\end{aligned}$$

Now, using (10) and (12) for $q = A+1$, we obtain $\pi_{1,1}$ as:

$$\pi_{1,1} = \frac{\rho^{A+2}(1-\rho)\mu}{(\nu+\mu)m_A}; \quad (13)$$

one can then substitute the above in (12) to obtain $\pi_{q,1}$ for all $1 < q \leq A+1$.

For $l = 0$ and $q \leq A+1$ from (8), we have

$$\pi_{q,0} = \rho^q(1-\rho) - \pi_{q-1,1}. \quad (14)$$

Using (10)-(14), the stationary distribution for the $B = 1$ can be summarized as follows (where $\psi := (1-\rho)/(\mu+\nu)$):

$$\begin{aligned}\pi_{0,0} &= (1-\rho), \quad \pi_{1,0} = \rho(1-\rho), \quad \pi_{0,1} = 0 \text{ (by A.1),} \\ \pi_{q,0} &= \begin{cases} \rho^q(1-\rho) - \frac{m_{q-2}\rho^{A+2}\psi\mu}{m_A}, & \text{for } 2 \leq q < A+2, \\ \rho^q\psi\nu, & \text{for } q \geq A+2, \text{ and} \end{cases} \\ \pi_{q,1} &= \begin{cases} \frac{m_{q-1}\rho^{A+2}\psi\mu}{m_A}, & \text{for } 1 \leq q < A+1, \\ \rho^{q+1}\psi\mu, & \text{for } q \geq A+1. \end{cases} \quad (15)\end{aligned}$$

C. Small ν -approximation

In queueing theory, it is typical to consider fluid (where $\lambda, \mu \rightarrow \infty$ keeping ρ fixed) or mean-field (considered when the number of queues or servers are exorbitantly large) approximations to understand the system. In our study, none of the said two regimes are valid, rather a new regime needs to be studied which arises due to the interactions among the customers and the system. In particular, our interest lies in understanding the system when the customers benefit from joining the lounge; this happens when customers find a smaller queue upon return than at arrival. Since customers expect the queue to decrease at approximately $(\mu - \lambda)$ rate, significant reduction within time $1/\nu$ occurs only if $(\mu - \lambda)/\nu \gg 1$, i.e., if $\nu \ll \mu - \lambda$. Recall that such arguments lead to the optimal customer response in Theorem 1. We focus on this scenario from the system's perspective, using the following approximation:

$$\nu \rightarrow 0 \text{ and } \beta/\nu = \eta, \quad (16)$$

where $\eta > 0$ is a constant; note $B \rightarrow \infty$ by above.

When $\nu \rightarrow 0$, customers wait for extremely long times in the lounge with high probability, which would normally deter lounge use. To counter this, we maintain a fixed ratio β/ν , allowing $\beta \rightarrow 0$ (as a function of ν) at the same rate as ν . This ensures that customers feel extremely comfortable while waiting in the lounge, making them willing to join despite potentially longer waiting times.

Our goal in this sub-section is to study the queueing system with LF near the regime (16). Towards this, note that if one varies ν (and set $\beta = \nu\eta$), keeping every other parameter constant, then each value of ν leads to a different system with $A = \lfloor \eta\mu/\alpha \rfloor$. Our conjecture is that the performance of the original system parameterized by ν can be approximated by the system where $\nu = 0$ (henceforth referred to as the ‘approximating system’) and $A = \lfloor \eta\mu/\alpha \rfloor$:

Conjecture 1. Let $\pi^{(\nu)} := (\pi_{q,l}^{(\nu)})_{q,l}$ represent the stationary distribution for the system with LF when the transition rate from the lounge to the queue is ν . Then, the following holds:

$$\sup \|\pi^{(\nu)} - \pi^{(0)}\| \rightarrow 0, \text{ as } \nu \rightarrow 0 \text{ and } \beta/\nu = \eta. \quad \square$$

The proof for the above follows by the Maximum Theorem on compact Banach spaces. We skip the proof in this paper (and plan to include it in the journal version of this work).

In Figure 4, we validate the above conjecture by considering $\lambda = 6, \mu = 7.2, \alpha = 0.45$ and $\eta = 0.35$. Here, we plot the stationary probabilities for the approximating system (denoted by $\tilde{\pi}_{q,l}$, exactly computed below in (28)) and the Monte Carlo estimates of the same for the original system with $\nu > 0$ (denoted by $\hat{\pi}_{q,l}$) for $l = 0, 1$. One can easily verify that the approximation improves as ν decreases (and thus, as B increases). However, it is equally crucial to note that the approximation is sufficiently well even when B is small; we use this observation to derive further analysis in sub-section V-B. We shall see below that $\tilde{\pi}_{q,l} = 0$ for $q > A+1$ and, thus, such probabilities are not representable

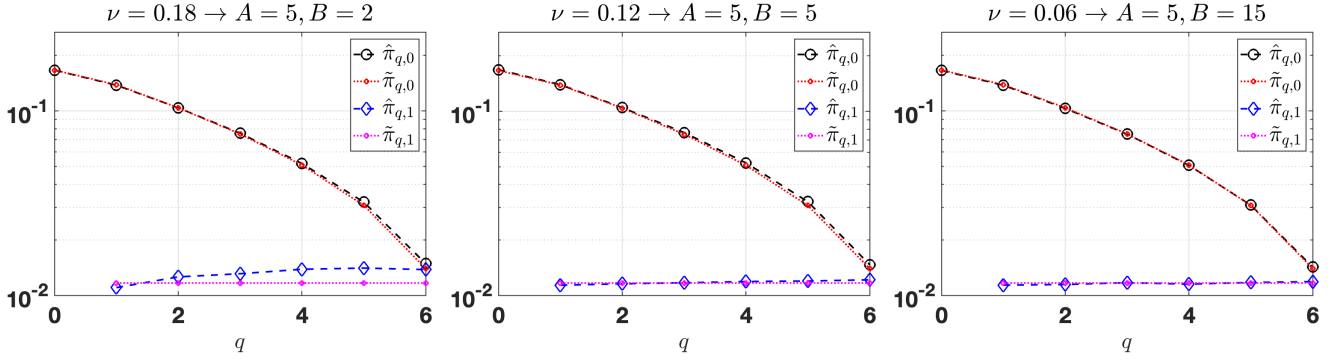


Fig. 4: Approximation of $\pi^{(\nu)}$ improves as $\nu \rightarrow 0$; depicted in 'log scale' for $l = 0, 1$

on the log scale; for this reason, only the states (q, l) with $q \leq A + 1$ are depicted in the figure.

In light of the Conjecture 1 and above arguments, we restrict our attention to the *approximating system* and analyze the same in detail. Here, the decision rule is modified as follows under Theorem 1 (note $B = \infty$):

$$a^* = 2 \cdot 1_{\{Q > A\}}, \text{ with } A = \lfloor \eta\mu/\alpha \rfloor. \quad (17)$$

In view of the above decision-rule, interestingly, the dependency on the lounge congestion disappears. So happens because even if a customer has to wait for a long time in the lounge, it perceives no discomfort; thus, it only has to judge based on the queue length at its arrival instant. In particular, if the queue is long ($Q > A$), it is optimal for a customer not to join the queue. Thus, all states (Q, L) with $Q > A + 1$ are transient. For this reason and the fact that $B \rightarrow \infty$, the state space for the approximating system is given by:

$$\mathbb{S}^{(0)} = \{(Q, L) : Q \in \{0, 1, \dots, A + 1\}, L \in \mathbb{Z}^+ \cup \{0\}\},$$

and the MC simplifies as shown in Figure 3. It is immediate to see that the balance equations for the approximating system is given by:

$$\lambda\pi_{0,0} = \mu\pi_{1,0}, \quad (18)$$

$$(\lambda + \mu)\pi_{1,l} = \mu(\pi_{2,l} + \pi_{1,l+1}) + \lambda\pi_{0,0}\mathbb{1}_{l=0}, \quad (19)$$

$$(\lambda + \mu)\pi_{q,l} = \lambda\pi_{q-1,l} + \mu\pi_{q+1,l}, \text{ for } 2 \leq q \leq A, \quad (20)$$

$$(\lambda + \mu)\pi_{A+1,l} = \lambda\pi_{A,l} + \lambda\pi_{A+1,l-1}\mathbb{1}_{l>0}. \quad (21)$$

In order to find the stationary distribution $(\tilde{\pi}_{q,l}) := (\pi_{q,l}^{(0)})$ of the approximating system, we handle one layer at a time with respect to l (see Figure 3). Let us begin with the bottom layer with $l = 0$; here, we derive the $(\tilde{\pi}_{q,0})$ in three steps:

- (i) we note the stationary probabilities for the extreme left states to be $\tilde{\pi}_{0,0} = 1 - \rho$ and $\tilde{\pi}_{1,0} = \rho(1 - \rho)$ (by (8)).
- (ii) using (20) and (21), we express all $\tilde{\pi}_{q,0}$, for $1 \leq q \leq A$, in terms of the stationary probability for the extreme right state $(A + 1, 0)$, i.e., $\tilde{\pi}_{A+1,0}$ as follows:

$$\tilde{\pi}_{q,0} = \sum_{i=0}^{A-q+1} \frac{1}{\rho^i} \tilde{\pi}_{A+1,0}, \text{ for all } 1 \leq q \leq A. \quad (22)$$

- (iii) we solve for the value of $\tilde{\pi}_{A+1,0}$ using (22) with $q = 1$:

$$\tilde{\pi}_{A+1,0} = \frac{\rho^{A+1}(1 - \rho)^2}{1 - \rho^{A+1}}, \quad (23)$$

and then substitute this value in (22) to derive $\tilde{\pi}_{q,0}$ for all $2 \leq q \leq A$.

Now, let us consider the second layer with $l = 1$. Here again, we follow the same procedure as above (with slight modifications to cater for the transitions coming from the bottom layer, see Figure 3). Since $\tilde{\pi}_{1,1} + \tilde{\pi}_{2,0} = \rho^2(1 - \rho)$ (from (8)), therefore, the stationary probability for the extreme left state when $l = 1$ is (see (22) and (23)):

$$\tilde{\pi}_{1,1} = \frac{\rho^{A+2}(1 - \rho)^2}{1 - \rho^{A+1}}. \quad (24)$$

For the rest (i.e., $1 \leq q \leq A$), we express each $\tilde{\pi}_{q,1}$ in terms of $\tilde{\pi}_{A+1,1}$ and $\tilde{\pi}_{A+1,0}$ (corresponds to the extreme right states of layers with $l = 1, 0$ respectively):

$$\tilde{\pi}_{q,1} = \sum_{i=0}^{A-q+1} \frac{1}{\rho^i} \tilde{\pi}_{A+1,1} - \sum_{i=0}^{A-q} \frac{1}{\rho^i} \tilde{\pi}_{A+1,0}. \quad (25)$$

Clearly, $\tilde{\pi}_{A+1,1}$ is obtained using above equation with $q = 1$, (24) and (23):

$$\tilde{\pi}_{A+1,1} = \frac{\rho^{A+2}(1 - \rho)^2}{1 - \rho^{A+1}}. \quad (26)$$

The probabilities $\tilde{\pi}_{q,1}$ for $1 < q < A + 1$ can now be easily obtained.

The procedure depicted above for $l = 0, 1$ can essentially be followed for higher values of l by using the following general relationship for any $1 \leq q < A + 1$ and $l \geq 1$:

$$\tilde{\pi}_{q,l} = \sum_{i=0}^{A-q+1} \frac{1}{\rho^i} \tilde{\pi}_{A+1,l} - \sum_{i=0}^{A-q} \frac{1}{\rho^i} \tilde{\pi}_{A+1,l-1}. \quad (27)$$

Finally, the stationary distribution for the approximating system can be summarized as follows:

$$\begin{aligned} \tilde{\pi}_{0,0} &= 1 - \rho, \quad \tilde{\pi}_{A+1,l} = \frac{\rho^{A+l+1}(1 - \rho)^2}{1 - \rho^{A+1}} \text{ for } l \geq 0, \\ \tilde{\pi}_{q,l} &= \begin{cases} \frac{\rho^{A+l+1}(1 - \rho)^2}{1 - \rho^{A+1}}, & \text{for } l > 0, \\ \frac{(1 - \rho)\rho^q}{1 - \rho^{A+1}} (1 - \rho^{A+2-q}), & \text{for } l = 0, \end{cases} \end{aligned} \quad (28)$$

for all $1 \leq q < A + 1$.

Practical relevance of approximating system: Recall that in the approximating system, customers wait indefinitely long in the lounge, receiving service only when¹ the queue becomes empty. This scenario mirrors realistic situations like waiting for visa interviews or doctor consultations in a lounge. To our knowledge, such a system remains unstudied.

Specifically, our approximating system resembles one where customers have two options: (1) enter a queue and wait on a FCFS basis, or (2) enter a lounge where the longest-waiting customer is called directly to the server by the controller when the server becomes idle. Customers choosing the second option wait exclusively in the lounge without entering the conventional queue.

We have partially² studied this new system assuming customers accept the second option with no hesitation. However, as we did for the original system, it is essential to investigate customers' behavioral responses to this delay-sensitive routing policy in future research.

V. LOUNGE DESIGN PROBLEM

We now examine the problem from the perspective of the system who needs to make two key decisions: (i) is it beneficial to design an LF?, and (ii) what is the optimal value of comfort that should be provided to the customers if the LF is made? One might anticipate that the LF can help alleviate congestion problem, more so at high load conditions. On the contrary, interestingly, we will show in this section that it is not always beneficial to incorporate an LF even if one ignores the monetary expenses to be incurred for designing the lounge.

Towards this, we consider a two-level optimization problem or a Stackelberg (SB) problem by designating the system as the leader and the customers as the followers. The leader chooses either to provide an LF with an appropriate comfort factor $\eta := \beta/\nu$, or not to provide it at all. We depart from the standard SB framework by capturing the response of the customers (at the lower level) directly via the customer-response parameters $A = A(\eta) = \lfloor \eta\mu/\alpha \rfloor$ and $B = \lceil (\mu - \lambda)/\nu - A \rceil$ derived in Theorem 1.

The stationary distribution $\pi = \{\pi_{q,l}\}_{q,l} =: \pi(A(\eta))$ of the system-level Markov chain (Q_t, L_t) depends upon the customer response parameter $A(\eta)$ and determines the long-run average of the congestion cost to be incurred by the system. Let $G(\eta)$ represent this congestion cost defined in terms of the weighted ($\omega > 0$) stationary second moments of the queue and lounge occupancy levels:

$$G(\eta) = \sum_{q,l} (q^2 + \omega l^2) \pi_{q,l}(A(\eta)). \quad (29)$$

With no-LF option, $G_o := \sum_q q^2 \rho^q (1 - \rho)$ equals the congestion cost as the system is the standard M/M/1 queue without LF. Now, the solution to the lounge design problem

can be defined either as the solution η^* of the following optimization problem (if the optimal value $G^* \leq G_o$) or as the no-LF option (if G_o is smaller):

$$G^* := \min \{G(\eta) \mid \eta > 0 \text{ and } (\mu - \lambda)/\nu - A(\eta) > 0\}. \quad (30)$$

The second constraint in the above ensures that $B > 0$; thus, by Theorem 1, η chosen as per (30) ensures that the LF parameterized by η is acceptable to the customers, i.e.,

$$P_{\pi(\eta)}(L > 0) = \sum_{(q,l), l>0} \pi_{q,l}(A(\eta)) > 0.$$

Observe that the congestion cost (29) depends on η only via $A(\eta)$; in other words, it is sufficient to repose the constrained problem (30) with A as the design parameter:

$$G^* = \min \{G(A) : A \in \{0, 1, \dots, \lceil (\mu - \lambda)/\nu - 1 \rceil\}\};$$

we denote the optimizer of the above problem as A^* . Basically, the choice of comfort factor η translates now to that of the occupancy limit in lounge, B (which is negatively related to η). Thus, we finally solve the following problem:

$$\min \{G^*, G_o\}. \quad (31)$$

A. At high load factors

We consider a regime of parameters that satisfy $\mu - \lambda \leq \nu$. This regime can result if the system is operating under high load conditions, i.e., $\rho \approx 1$ (note $\rho \geq 1 - \nu/\mu$). From Theorem 1, for such scenarios, the LF will be acceptable to a positive fraction of customers only when $B > 0$, or equivalently when $\eta < (\mu - \lambda)\alpha/\nu\mu$. Thus, for the specified regime, the lounge design problem (31) simplifies to a problem with a binary choice for the system — choose no-LF (i.e., $B = 0$) or choose the LF with $B = 1$ (recall $B \leq \lceil (\mu - \lambda)/\nu \rceil \leq 1$) and thus, $A = 0$. Using (15) with $A = 0$, we obtain (recall $G_o = \sum_q q^2 \rho^q (1 - \rho)$):

$$G(A = 0) = \frac{(\nu + \rho\mu)}{\nu + \mu} G_o + \frac{\rho^2 \mu}{\nu + \mu} \left(\omega + \frac{1 - \rho}{\rho} \right).$$

Then, the difference between $G(A = 0)$ and G_o is:

$$G(A = 0) - G_o = \frac{\rho^2 \mu}{\mu + \nu} (\omega - \bar{\omega}), \text{ where } \bar{\omega} := \frac{3 - \rho}{1 - \rho}.$$

Thus, we have proved the following (recall $\rho < 1$):

Theorem 2. [Optimal LF] Assume $\mu - \lambda \leq \nu$. It is optimal for the system to provide the LF with $A^* = 0$, when $\omega < \bar{\omega}$. Otherwise, it is better not to design the lounge. \square

The above theorem indicates that the system increasingly favors designing the LF under high load conditions, as $\bar{\omega}$ increases with ρ . Further, the LF needs to be loaded with facilities such that customers experience no discomfort while waiting there (as $A^* = 0$ implies $\beta = 0$). Interestingly, the customers use the LF only sparingly, i.e., only when lounge is empty ($L < B = 1$) and queue is non-empty ($Q > A = 0$). Overall, *when load factor is high, the system should design an LF with capacity for only one customer such that it feels ultra comfortable there!*

¹Since our system possesses the characteristics of M/M/1 queue, thus, a customer which enters the system has to leave.

²In the analysis, we have not implemented the FCFS policy in the lounge.

B. Numerical analysis

Here we aim to further investigate the lounge design problem using numerical computations. Basically, the goal is to understand if the customers and the system prefer the LF and at which capacity. We set $\mu = 2.5$ and $\nu = 0.1$.

To begin with, in Figure 5 with $\omega = 1.2$, the congestion cost $G(A)$ (see (29)) is plotted against the customer response parameter A . The computations for $G(A)$ are done using the stationary distribution derived for the approximating system, see (28). We consider $A \in \{0, 1, \dots, \lceil (\mu - \lambda)/\nu - 1 \rceil\}$ to ensure that the lounge, if designed by the system, is acceptable to the customers (see (30)). The figure clearly indicates that the function $G(A)$ is convex for all values of ρ and thus, has a unique minimizer A^* at which it achieves the value G^* . Recall $G_o = \sum_q q^2 \rho^q (1 - \rho)$ and equals 1.56, 4.21, 13.22 for $\rho = 0.4, 0.55$ and 0.7 respectively. It is now easy to see that $G^* < G_o$ for each ρ . Conclusively, for the underlying parameters, the system would prefer to design the LF (and customers would also prefer to use it).

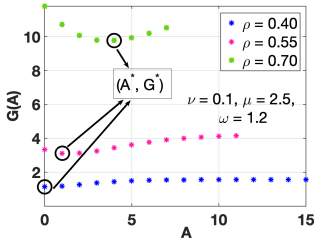


Fig. 5: Congestion cost v/s A

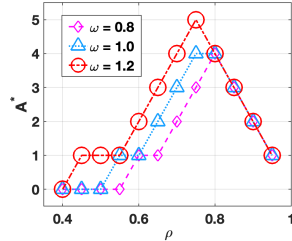


Fig. 6: A^* v/s ρ

In Figure 6, we plot A^* as a function of ρ for different values of ω . Fix a value of ω and observe that A^* increases initially and then declines as a function of ρ . Importantly, for lower load factors, A^* is small and this results in: (i) the system preferring to design a large LF, and (ii) the customers also being inclined to wait in the LF (as $B(A^*) = \lceil (\mu - \lambda)/\nu - A^* \rceil$ is large). Surprisingly, these trends are reversed when ρ is high (this observation perfectly aligns with the conclusion drawn from Theorem 2); so is true even when A^* reduces for $\rho > 0.75$ because the first term in $B(A^*)$ reduces sharply while the second term decreases slowly with ρ .

Figure 6 also confirms the intuition that if the system is more concerned about the congestion in the lounge (i.e., higher ω) then it will design an LF with lower occupancy; note $A^*(\omega_1; \rho) \geq A^*(\omega_2; \rho)$ (and thus, $B(A^*)(\omega_1; \rho) \leq B(A^*)(\omega_2; \rho)$) for $\omega_1 > \omega_2$ and fixed ρ .

VI. CONCLUSIONS

Lounges are commonly seen nowadays in many settings and are probably introduced to reduce congestion in high-traffic conditions. Surprisingly, our work indicates a paradoxical behaviour: neither the system prefer to design, nor the customers prefer to use the lounge facility (LF) in the said regime. This result reemphasize the fact that adding resources may not always be optimal (as is seen in the Braess paradox).

Basically, we considered an M/M/1 queue with an additional LF that customers can use to wait and relax before

moving to the queue. The decision to join the queue/lounge is based on pessimistic anticipation of future congestion. We show that the customers use the lounge when the queue is long and the lounge is relatively empty. While studying the lounge design problem from the system perspective, under high traffic conditions, we illustrate that the system would be interested in designing the LF but surprisingly with a low occupancy level. However, in such a regime, the customers are not too keen to wait in the lounge and use it only when it is empty. Unexpectedly, both customers and the system are in favor of a large lounge under low traffic conditions. These results are even more interesting as they hold when the system focuses only on the congestion and not the money.

In future, we propose to study the system with more realistic irrational behaviors to investigate the impact of non-rationals on the equilibrium strategies of rationals.

REFERENCES

- [1] P. Naor, "The regulation of queue size by levying tolls," *Econometrica: Journal of the Econometric Society*, pp. 15–24, 1969.
- [2] R. Hassin and M. Haviv, *To Queue or Not to Queue: Equilibrium Behavior in Queueing Systems*. Springer Science & Business Media, 2003, vol. 59.
- [3] R. Hassin, *Rational Queueing*. CRC press, 2016.
- [4] H. Honnappa and R. Jain, "Strategic arrivals into queueing networks: The network concert queueing game," *Operations Research*, vol. 63, no. 1, pp. 247–259, 2015.
- [5] E. Altman, "Applications of dynamic games in queues," in *Advances in dynamic games: Applications to economics, finance, optimization, and stochastic control*. Springer, 2005, pp. 309–342.
- [6] D. Bendel and M. Haviv, "Cooperation and sharing costs in a tandem queueing network," *European Journal of Operational Research*, vol. 271, no. 3, pp. 926–933, 2018.
- [7] Y. Kerner and O. Shmuel-Bittner, "Strategic behavior and optimization in a hybrid m/m/1 queue with retrials," *Queueing Systems*, vol. 96, pp. 285–302, 2020.
- [8] J. Wang and F. Zhang, "Strategic joining in m/m/1 retrial queues," *European Journal of Operational Research*, vol. 230, no. 1, pp. 76–87, 2013.
- [9] S. Cui, X. Su, and S. Veeraraghavan, "A model of rational retrials in queues," *Operations Research*, vol. 67, no. 6, pp. 1699–1718, 2019.
- [10] K. Avrachenkov and U. Yechiali, "Retrial networks with finite buffers and their application to internet data traffic," *Probability in the Engineering and Informational Sciences*, vol. 22, no. 4, pp. 519–536, 2008.
- [11] S. Juneja and D. Manjunath, "To lounge or to queue up," *ACM SIGMETRICS Performance Evaluation Review*, vol. 44, no. 2, pp. 39–41, 2016.
- [12] C. F. Camerer, *Behavioral Game Theory: Experiments in Strategic Interaction*. Princeton university press, 2011.
- [13] W. H. Sandholm, *Population Games and Evolutionary Dynamics*. MIT Press, 2010.
- [14] V. Singh and V. Kavitha, "Stochastic vaccination game among influencers, leader and public," *Dynamic Games and Applications*, vol. 14, no. 5, pp. 1268–1316, 2024.
- [15] K. Agarwal, K. Avrachenkov, R. Vyas, and V. Kavitha, "Two choice behavioral game dynamics with myopic-rational and herding players," (to be published in *Proceedings of the ACM on Measurement and Analysis of Computing Systems*), vol. 9, no. 1, pp. 1–26, 2025.
- [16] R. D. McKelvey and T. R. Palfrey, "Quantal response equilibria for normal form games," *Games and Economic Behavior*, vol. 10, no. 1, pp. 6–38, 1995.
- [17] R. J. Aumann, "The core of a cooperative game without side payments," *Transactions of the American Mathematical Society*, vol. 98, no. 3, pp. 539–552, 1961.
- [18] R. Sultana and V. Kavitha, "Cooperate or compete: Coalition formation in congestion games," *IEEE 63rd conference on decision and control (CDC)*, 2024.
- [19] I. Bluskov, *A Taste of Mathematics*. Canadian Mathematical Society (CMS), 2016.