

A Multi-Language Perspective on the Robustness of LLM Code Generation

Fazle Rabbi · Zishuo Ding · Jinqiu Yang

Received: date / Accepted: date

Abstract Large language models have gained significant traction and popularity in recent times, extending their usage to code-generation tasks. While this field has garnered considerable attention, the exploration of testing and evaluating the robustness of code generation models remains an ongoing endeavor. Previous studies have primarily focused on code generation models specifically for the Python language, overlooking other widely-used programming languages. In this work, we conduct a comprehensive comparative analysis to assess the robustness performance of several prominent code generation models and investigate whether robustness can be improved by repairing perturbed docstrings using an LLM. Furthermore, we investigate how their performance varies across different programming languages. To accomplish this, we introduce perturbations in four key areas of the prompt: DocString, function name, syntax, and format. We have compiled and released a dedicated dataset for this purpose. This work presents our experimental findings, shedding light on the performance of code generation models in various scenarios.

Keywords Large Language Model · Code Generation · Robustness Testing

Fazle Rabbi
Concordia University
E-mail: fazle.rabbi@mail.concordia.ca

Zishuo Ding
The Hong Kong University of Science and Technology
E-mail: zishuo.ding@uwaterloo.ca

Jinqiu Yang
Concordia University
E-mail: jinqiu.yang@concordia.ca

1 Introduction

In the last few years, Large language models (LLMs) have shown remarkable performance in a wide range of natural language processing (NLP) tasks, including machine translation, text generation, and summarization. Inspired by the success of LLMs in NLP, researchers recently proposed to apply LLMs to solve code-related tasks, such as generating code from a natural language (NL) prompt and completing code from a program context (e.g., code and NL comment).

Despite these advancements, the robustness of the LLMs on code generation tasks has not been extensively explored. LLMs are known to suffer from the issue of robustness in NLP tasks, i.e., studies (Samanta and Mehta, 2017; Gao et al., 2018; Li et al., 2018; Jin et al., 2020; Li et al., 2020) in NLP find that a slight change in the input can cause the model to generate a different prediction from the original result. Meanwhile, some recent studies (Wang et al., 2023; Mastropalo et al., 2023) focusing on LLM for code generation find that the Large Language Code generation model may also be sensitive to small perturbations on the prompt. For instance, Figure 1 demonstrates that even a minor function name modification can cause the model to produce incorrect code, although the non-perturbed prompt produced code that passed the test cases. Therefore, to test the robustness of code generation models, Wang et al. (2023) propose the first evaluation benchmark, ReCode, by customizing 28 semantic-preserved perturbations on the prompts (e.g., docstrings, function names), and then they evaluate the robustness of three code generation models (i.e., CodeGen, InCoder, and GPT-J).

Previous robustness evaluations of LLMs for code generation (Wang et al., 2023) have focused primarily on Python, leaving open the question of whether these findings generalize to other programming languages with distinct syntax, semantics, and uneven training resources (Austin et al., 2021). The benchmark used in prior work lacks sufficient test coverage, which can mask failures that appear under more rigorous evaluation suites (Liu et al., 2023), for instance, as shown in Figure 2, a Java solution may pass all HumanEval-X tests yet fail under the stronger EvalPlus suite. Another line of work has explored input smoothing techniques (Ye et al., 2020; Ji et al., 2024) to improve LLM performance on security-related instructions, but these methods are tailored to security-specific scenarios and do not address robustness issues arising from natural perturbations in code prompts. The broader problem of repairing or normalizing perturbed prompts, particularly perturbed docstrings to restore performance in code generation remains largely unexplored. This motivates our investigation into multilingual robustness, stronger evaluation settings, and post-perturbation prompt repair strategies for LLMs in code generation.

In this paper, we expand the current robustness assessment and revisit the findings from prior research to understand whether they still hold with different programming languages and under more rigorous testing. We aim to provide more insights to guide future research on improving the robustness of LLM-powered code generation. Specifically, we extend ReCode (Wang et al.,

```

/* Return a greatest common divisor of two integers a and b
>>> greatestCommonDivisor(3, 5)
1
>>> greatestCommonDivisor(25, 15)
5
*/
Original Function Name
const greatestCommonDivisor = (a, b) => {
  while (b!=0) {
    temp = a;
    a = b;
    b = temp % b;
  }
  return a;
}
Original Completion

/* Return a greatest common divisor of two integers a and b
>>> grewtestCommonDivisor(3, 5)
1
>>> grewtestCommonDivisor(25, 15)
5
*/
Perturbed Function Name
const grewtestCommonDivisor = (a, b) => {
  let i = 0;
  while (a>0) {
    a = a -b;
    i ++;
  }
  return b;
}
New Completion

```

Fig. 1: A modification in the function name causes incorrect code generation by CodeGen-6B-Multi model

2022) from two aspects: First, in addition to Python, we evaluated the LLMs on more programming languages, including Java, C++, and JavaScript. Second, knowing that the test cases in HumanEval are inadequate, we construct an enhanced multi-lingual dataset of test cases based on EvalPlus (Liu et al., 2023). EvalPlus (Liu et al., 2023), an enhancement of the HumanEval (Chen et al., 2021) benchmark, introduces additional corner cases and test cases, leading to a more rigorous evaluation that expands a set of challenges, resulting in a higher failure rate for generated code by LLMs. Since EvalPlus test cases and solutions are in Python, we convert them to Java, C++, and JavaScript and manually update the solutions accordingly. Besides this expanded robustness evaluation, we investigate whether robustness losses caused by prompt perturbations, particularly perturbed docstrings can be mitigated by automatically repairing the docstring using an LLM. The source code and benchmark dataset are publicly available.

Our primary contributions are as follows.

- (1) Our work involves the expansion of ReCode, a robustness testing framework initially developed to evaluate the performance of code generation

```

import java.util.*;
import java.lang.*;

class Solution {
    /**
     Return sorted unique elements in a list
     >>> unique(Arrays.asList(5, 3, 5, 2, 3, 3, 9, 0, 123))
     [0, 2, 3, 5, 9, 123]
     */
    public List<Integer> unique(List<Integer> l) {
        Set<Integer> set = new HashSet<Integer>();
        for (int i = 0; i < l.size(); i++) {
            if (set.add(l.get(i))) {
                l.set(i, l.get(i) + 1);
            }
        }
        return new ArrayList<Integer>(set);
    }
}

>>> unique(Arrays.asList(5, 3, 5, 2, 3, 3, 9, 0, 123))
[0, 2, 3, 5, 9, 123] ✓
>>> unique(Arrays.asList(-1, -2, -3, -3, -4, -4, -4, -5, -6))
[-1, -2, -3, -4, -5, -6] ✗

```

Fig. 2: A generated code by CodeGen-6B-Multi model which passes the test cases of HumanEval-X but fails on the test cases from EvalPlus.

models using Python datasets. In our research, we extend the capabilities of ReCode to encompass additional programming languages such as Java, C++, and JavaScript.

- (2) We significantly extend EvalPlus to EvalPlus-X to include a multi-language dataset. Particularly, we started with the HumanEval-X benchmark, and then we translated the EvalPlus test cases and modified the canonical solutions of HumanEval-X in Java, C++, and JavaScript to ensure correctness and compatibility;
- (3) We conduct a comparative analysis to evaluate the performance of code generation models when exposed to perturbed datasets in Java, C++, and JavaScript languages. To the best of our knowledge, no previous research has conducted a comparative study of this nature, evaluating code generation models across multiple languages using perturbed datasets.
- (4) We release robustness evaluation datasets for Java, C++, and JavaScript, which are derived from our curated dataset based on HumanEval-X and EvalPlus test cases. These perturbed datasets provide valuable resources for future research and related endeavors.

- (5) We reveal prevalent linguistic and structural factors that drive robust drops in LLM code generation, showing how different programming languages and perturbation types amplify performance drops.
- (6) We experimented with an automatic mitigation strategy that uses LLMs to fix perturbed docstrings and demonstrate that it partially recovers robustness across models and languages.

In this study, we conduct a cross-language robustness evaluation of large language models for code generation across Java, C++, and JavaScript, aiming to provide a broader understanding of how LLMs behave when exposed to perturbed prompts in different programming languages. We evaluate six LLMs on nominal and perturbed datasets, measuring how robustness varies under different perturbation types and identifying language-dependent differences in performance.

We also introduce a mitigation approach that repairs perturbed docstrings using a secondary LLM prompt prior to code generation. This repair strategy is applied using Magicoder, chosen for its ability to interpret natural-language documentation. The results show slight robustness improvements for several perturbation types, with occasional degradation in others, revealing both the promise and the limitations of lightweight prompt-level repair techniques.

Artifact. We share the data and code in this replication package¹.

2 Background and Related Work

In this section, we discuss the necessary background information to enhance the clarity of our work. And then we present the recent work that is related to our research.

2.1 Background

In this part, we introduce two fundamental concepts essential to this work: (1) LLM code generation, which is the task of generating source code based on the given natural language (NL) description and other information, and (2) robustness testing on LLM code generation, which aims to measure the ability of a system to function correctly despite the perturbation of the input.

LLM code generation techniques leverage LLMs to generate a code snippet based on a given prompt, which usually contains information about the method’s signature, an NL description of the code’s functionality, and example test cases in the prompt. An LLM is required to generate a complete code snippet based on the given information. Often, the performance of LLM code generation is measured by benchmarks, such as HumanEval (Zheng et al., 2023), EvalPlus (Liu et al., 2023), etc. Such benchmarks utilize carefully crafted test cases to evaluate the generated code by LLMs. The example in Figure 3, shows

¹ <https://github.com/frabbisw/robustextended>

```

/* Return a greatest common divisor of two integers a and b
>>> greatestCommonDivisor(3, 5)
1
>>> greatestCommonDivisor(25, 15)
5
*/
const greatestCommonDivisor = (a, b) => {
  while (b!=0) {
    temp = a;
    a = b;
    b = temp % b;
  }
  return a;
}

```

Prompt

Generated Code

Fig. 3: An example of a generated code by CodeGen-6B-Multi snippet from a sample prompt

cases that an LLM generates the code from the prompt that contains a doc-String describing the method’s functionality and a method signature.

AI robustness is a known issue, and using LLM for code generation is no exception to the robustness challenge. In the context of LLM code generation, robustness testing is formed as techniques to assess an LLM’s performance degradation when a prompt is slightly perturbed while keeping the same semantics. During testing, a negligible perturbation is performed on the original prompt, and then the modified prompt is fed into the model to generate a new code snippet, which is later compared with the original prediction.

In this work, we focus on evaluating the robustness of code generation models. During robustness testing, we apply small, semantics-preserving modifications to the original prompt, for example, changing a single character in a function name, and then ask the model to generate code from this perturbed input. After generation, the correctness of the model’s output is assessed using the same test cases as in the nominal (unperturbed) setting. Following prior work, ReCode Wang et al. (2022), which studies robustness only in Python, we adapt and extend its 29 perturbation techniques to support C++, Java, and JavaScript.

Formally, let $\mathcal{F}(\cdot)$ be the code generation model, that takes in a prompt $\mathbf{p} = (p_1, p_2, \dots, p_N)$, and generates a complete function, $\mathbf{y} = (y_1, y_2, \dots, y_M)$, of which the correctness is tested against the set of K test cases $T = \{t_1, t_2, \dots, t_K\}$. To test the robustness of the model $\mathcal{F}(\cdot)$, a new prompt \mathbf{p}_{adv} is generated by slightly perturbing the original prompt (i.e., \mathbf{p}), which should follow the following requirements:

$$Sim(\mathbf{p}_{adv}, \mathbf{p}) \geq \epsilon \quad (1)$$

Where $Sim(\cdot) \rightarrow (0, 1)$ is the similarity between the original and the perturbed prompt. To preserve the semantic meaning of the original prompt, this similarity value must be larger than the threshold. And the robustness of the

model $\mathcal{F}(\cdot)$ is measured by executing the newly generated function $\mathcal{F}(\mathbf{p}_{adv})$ against the same set of test cases T .

Robustness testing assesses the ability of a component or system to function correctly despite invalid inputs or stressful conditions. It evaluates how well a system handles unexpected scenarios and aims to identify failures caused by errors or unusual inputs. The goal is to ensure the system remains stable, avoids crashes, and maintains its functionality. Robustness testing enhances software reliability, reduces the risk of failure, and optimizes performance in abnormal circumstances. Generally, two types of robustness testing are common in Machine Learning, which are as follows:

Black-Box Testing: Black box testing involves limited access to a model’s inputs and the dataset for labels or confidence intervals. It examines the external behavior of software or machine learning models, emphasizing functionality, user interface usability, and compliance with external standards. Operating without knowledge of internal workings, this testing method validates the desired output. To assess the robustness of code generation models, black box testing is employed. This ensures the models can handle unexpected scenarios and typographical errors, bolstering their reliability and performance.

White-Box Testing: White box robustness testing offers testers extensive access to a model’s output, architecture, gradients, and training data, facilitating a thorough examination of code, algorithms, and data structures. While our research primarily focuses on black box testing, it is important to acknowledge that white box testing provides valuable insights into the system’s inner workings and remains essential for evaluating software and machine learning models. This methodology enables the identification of vulnerabilities and weaknesses, but it requires expertise due to its in-depth analysis of the system’s internals.

This work does not target adversarial manipulation of inputs. Instead, our focus is on robustness evaluation, where the goal is to examine whether code generation models can still perform reliably when nominal prompts are altered by natural or accidental variations. While adversarial attacks are designed to intentionally mislead models, the perturbations used in this study are semantically preserving and randomly generated, reflecting realistic user mistakes rather than crafted exploits. Our evaluation measures how model performance shifts under these natural perturbations using standard test pass metrics, allowing us to assess robustness degradation without adversarial intent.

Our exploration of related works is organized into four distinct sections, each providing a comprehensive overview of the following areas.

2.2 Related Work

Researchers have proposed various approaches for the task of code generation, and recently, the LLM-based code generation models have achieved impressive performance.

Nijkamp et al. (2022) introduces CodeGen, a series of transformer-based code generation models with various parameters for multiple languages, where the 16 billion parameter variant performs the best. CodeGeex by Zheng et al. (2023) is another multi-language-based series of models for code generation, where the largest model consists of 13 billion parameters. Other notable works in the field of code generation include Codex by Chen et al. (2021), Incoder by Fried et al. (2022), and GPT-J by Wang and Komatsuzaki (2021). Besides, LLMs such as GPT-3 by Brown et al. (2020) have shown potential for code-generation tasks. Furthermore, works such as CodeBERT by Feng et al. (2020) and PLBART by Ahmad et al. (2021) focus on training LLMs specifically on code.

Meanwhile, to evaluate the performance of code generation models, prior work has proposed several benchmarks. The HumanEval dataset by Chen et al. (2021) consists of handcrafted prompts and test cases designed for Python, making it suitable for evaluating generated Python code. An expansion of this dataset is HumanEval-X (Zheng et al., 2023), which retains the same prompts but includes test cases for multiple programming languages. Additionally, Evalplus by Liu et al. (2023), an enhanced version of Humaneval, featuring a broader range of test cases and updated canonical solutions was proposed to effectively identify incorrect code, especially in challenging corner cases.

To our knowledge, the first work of generating adversarial examples was done by Szegedy et al. (2013), where they apply a specific barely noticeable perturbation that is discovered by maximizing the network’s prediction error, causing the image classifier network to incorrectly classify an image. Some other similar works (Goodfellow et al., 2014) (Moosavi-Dezfooli et al., 2016) (Kurakin et al., 2018) (Papernot et al., 2016a) (Chib and Greenberg, 1995) have been found to generate adversarial examples with different approaches.

Our research has uncovered various attacks on Natural Language Models that are relevant to our work. Papernot et al. (2016b) pioneer the crafting of Adversarial Input Sequences for Recurrent Neural Networks in Natural Language Processing. Similarly, Samanta and Mehta (2017) propose an approach involving modifications to original text samples, such as the deletion or replacement of important words and the introduction of new words. Gao et al. (2018) develop a black-box attack technique that alters characters to generate small perturbations, deceiving deep-learning classifiers. Li et al. (2018) focus on character-level and word-level attacks, considering word importance ranking and employing perturbations on NLP classifier models. Jin et al. (2020) introduce TextFooler, a semantic black-box attack challenging the robustness of the BERT model.

Additionally, BERT-ATTACK by Li et al. (2020) targets vulnerable words in input sequences, generating substitutes using BERT. Iyyer et al. (2018) design SCPN, a strategy for sentence paraphrasing without compromising quality. Naik et al. (2018) propose an evaluation methodology using artificially generated stress tests to assess inferential judgments. In software engineering, Zhou et al. (2022) develop ACCENT, testing the robustness of code comment

generation by replacing identifiers while preserving functionality and proposing a new training method.

These studies collectively contribute to the understanding of attacks in Natural Language Processing and software engineering domains, advancing techniques for generating adversarial samples and evaluating model robustness.

Although many attacks have been proposed to challenge the robustness of the Machine Learning Models, few are concerned with the code generation model.

ReCode, introduced by Wang et al. (2022), stands as a comprehensive testing framework designed to evaluate the robustness of code generation models specifically tailored for Python datasets. In our study, we closely align with and build upon the foundations established by ReCode. This framework puts forth a diverse set of 28 perturbations encompassing function names, docstrings, and code. The approach outlined in ReCode is evaluated against various popular code generation models, providing valuable insights into their performance and vulnerabilities. By following the methodology outlined in ReCode, we aim to extend the understanding of code generation model robustness in our research. An additional notable study we encountered is CodeAttack by Jha and Reddy (2022), which presents a black-box attack methodology specifically tailored to exploit the vulnerabilities of Programming language models through code-specific adversarial attacks. This approach leverages the inherent structure of code to generate adversarial code samples that are both efficient and effective while remaining undetectable. The authors identify vulnerable tokens by masking words and inputting them into the models. CodeAttack primarily emphasizes three areas: code-to-code translation, code-to-code repair, and code-to-comment generation, highlighting the diverse applications of their approach within the realm of programming.

In their recent work, Zhuo et al. (2023) conduct an empirical study focusing on the prompt-based adversarial robustness of CODEX. The authors uncover the vulnerability of the model to meticulously crafted perturbations. Moreover, they propose some methods to mitigate this issue and enhance the model's robustness.

Liu et al. (2023) extend the HumanEval dataset with more test cases using ChatGPT and mutation, and their findings revealed that a few test cases alone are inadequate to assess the correctness of a function. The inclusion of additional generated test cases led to a higher occurrence of failures, highlighting the importance of employing a diverse set of test cases to comprehensively evaluate function accuracy.

Besides, recent studies have explored various aspects of code generation. Such as, Li et al. (2024a) and Li et al. (2024b) have focused on secure code generation, while Ling et al. (2025) investigate social bias in code generation. Lin et al. (2024) examine code generation through the lens of emulating the software development process, and Saha et al. (2024) propose methods for generating code using the source code from other programming languages.

3 Methodology

We applied semantic-preserving perturbations to two types of coding tasks: (1) code generation given a Docstring and method signature, and (2) code completion given a Docstring and an incomplete method with its first few lines.

For code generation task, we include the perturbations to revise the docstrings and method signatures. and in the code completion task, from docstrings and incomplete methods. We applied two types of function and Docstring perturbations for the code generation task, and format and syntax perturbations for the code completion task.

As our study focuses on comparisons across multiple programming languages, we prepared a robustness framework that can be applied to multiple PLs, including Java, C++, and JavaScript. In this section, we will discuss the methodology step by step.

3.1 Study Overview

This work focuses on the end-to-end code generation task under a black box setting, where it has access only to the model’s predictions with corresponding inputs. As depicted in Figure 4, the experimental pipeline proceeds through distinct stages following the prompt construction. First, the nominal and perturbed prompts for Java, C++, and JavaScript are processed by six distinct Large Language Models (LLMs): InCoder (1B and 6B), CodeGen-Multi (2B and 6B), Magicoder-S-DS-6.7B, and Qwen2.5-Coder-7B-Instruct.

The models generate code as output, which is then subjected to evaluation. To ensure a thorough assessment, the generated solutions are validated against both the original HumanEval test cases and the extended EvalPlus test cases. For RQ1, performance is quantified using three robustness metrics: Robust Pass (RPs@1), Robust Drop (RDs@1), and Robust Relative (RRs@1). These metrics are computed to produce a comparative report on model robustness.

For RQ2, we use 18 predefined features described in Section 5.2. These feature scores are computed from the generated code for both perturbed and nominal prompts, as well as from the prompts themselves. Using the pass/fail status and the feature values, we calculate impact scores for each language and each perturbation type. The results are then summarized to address the research question. Further details are provided in Section 5.2.

For RQ3, we focus on a single model, MagiCoder-S-DS-6.7B, selected from six evaluated models for its ability to repair docstrings. Only docstring perturbed datasets are considered. First, the model is prompted to repair the docstring within each perturbed prompt. The repaired docstring is then reintegrated into the prompt, and these repaired prompts are used to generate code following the same procedure as before. The generated code is then compared against code produced from the original perturbed docstrings. The results of this comparison are analyzed and visualized in RQ3.

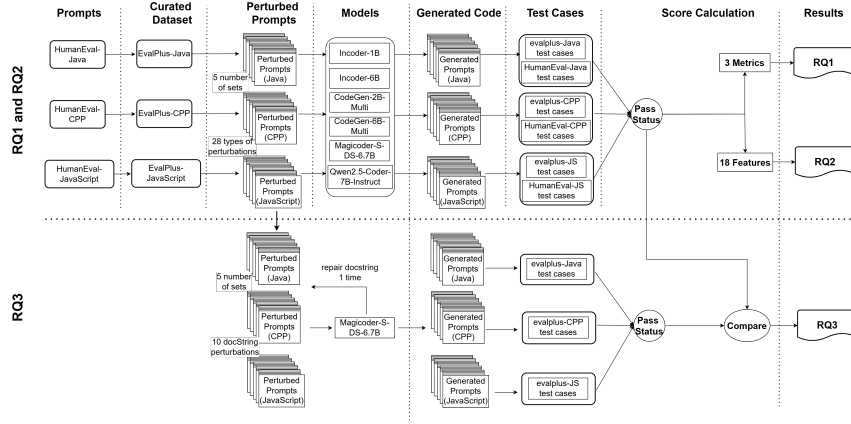


Fig. 4: Overview of the study

The rest of this section discusses the dataset preparation, and the four types of perturbations, which consider DocString, function name, format, and syntax to generate examples, as well as the metrics used for robustness evaluation.

3.2 Dataset Preparation

In this part, we describe the steps taken to prepare the datasets used for evaluating our experiments. Our modifications aim to enhance the robustness evaluation of code generation models by extending the scope of assessment beyond previous benchmarks.

To address the limitations of Wang et al. (2022), which only evaluates code generation robustness in a single programming language (i.e., Python), we extend the evaluation to a multilingual setting by utilizing the HumanEval-X dataset. HumanEval-X, introduced by Zheng et al. (2023), serves as a benchmark for assessing the multilingual capabilities of code generation models. The dataset includes Python, C++, Java, JavaScript, and Go. We exclude Go because it is less commonly used compared to the other languages in both research and industrial contexts. We also exclude Python from our evaluation since it was already thoroughly studied in prior work, ReCode Wang et al. (2022). We focused on C++, Java, and JavaScript, which represent diverse language paradigms (compiled vs. interpreted, statically vs. dynamically typed) and are widely used in real-world software development. This selection allows for a balanced and representative evaluation across different programming styles.

Prior research (Liu et al., 2023) has highlighted critical shortcomings in the HumanEval dataset used by ReCode (Wang et al., 2022), particularly regarding the insufficient number of test cases per coding problem and imprecise natural language (NL) descriptions of expected program behaviors. Our analy-

sis of HumanEval-X aligns with these findings, revealing that certain canonical solutions remain vulnerable to corner cases and that many test cases fail to adequately address such scenarios.

To improve evaluation robustness, we extend EvalPlus to EvalPlus-X by incorporating the HumanEval-X prompts as well as the expanded test set from EvalPlus (Liu et al., 2023). EvalPlus enhances HumanEval by refining natural language descriptions, correcting canonical solutions, and increasing the number of test cases per problem. However, because EvalPlus is limited to Python, we translated its test cases into C++, Java, and JavaScript to enable multilingual evaluation. In addition, we revised the canonical solutions in HumanEval-X to ensure they remain consistent with the additional test cases introduced by EvalPlus. Together, these enhancements make EvalPlus-X a more comprehensive and robust benchmark for evaluating multilingual code generation models.

We extend this dataset to multilingual by manually rewriting the prompts, canonical solutions, and test cases in C++, Java, and JavaScript through the following steps:

- (1) We find it necessary to update certain canonical solutions because they failed to handle corner cases, inputs at the edges of valid ranges or uncommon conditions that reveal latent bugs. Figures 2 and 8 show two representative failures: in Figure 2 the model produces a wrong answer for a corner input, while in Figure 8 the original solution leads to a timeout. Both examples demonstrate that passing the standard HumanEval-X tests does not guarantee robustness. To mitigate this, we follow the EvalPlus methodology to refine the affected canonical solutions manually by ourselves so they correctly handle these edge cases. After applying those fixes, we generate prompts from the revised solutions for subsequent evaluation.
- (2) We convert the test cases from EvalPlus, originally written in Python, into Java, C++, and JavaScript. During this process, we ensure that data types are transformed into their equivalent counterparts (e.g., converting lists to ArrayList in Java and lists to vector in C++).
- (3) We exclude test cases that are not compatible with Java and C++ (e.g., cases with mixed lists of integers, strings, and lists). Additionally, we attempt to modify the existing canonical solutions in Java, C++, and JavaScript to accommodate the converted test cases. However, if the updated solutions are unable to handle the test cases effectively, we exclude those specific test cases from the evaluation. For instance, Python allows for unlimited integer sizes, and some EvalPlus test cases tailored for Python might have very large integer values, surpassing the capacity of data types used in Java, C++, and JavaScript. Despite this challenge, we strive to maintain the method signature, including return types and parameter types, identical to those found in the original prompts.

3.3 Semantic Preserved Perturbation

After preparing our dataset by converting the test cases to multiple programming languages and updating the canonical solutions accordingly, we apply semantically preserved perturbations to the prompts for each language in a distinct manner. For the code generation task, we perturb the prompt by applying 7 function name perturbations and 10 docstring perturbations. For the code completion task, we first construct incomplete code snippets using the prompt and a portion of the canonical solution. We then apply 6 syntax perturbations and 6 format perturbations to these incomplete codes. The specific details of the perturbation techniques are described in the following sections.

3.3.1 Perturbation on DocString

We applied 10 semantic-preserved perturbations on the DocString parts of the prompts. A docString is the human-written natural language to describe the method’s functionality. In a prompt, DocString provides the major instruction about how a method will be generated by a code generation model.

In this work, we follow ReCode’s implementation, which is based on NL-Augmenter (Dhole et al., 2021) for natural language transformations of datasets dealing with natural language². We follow ten perturbation techniques for DocString from ReCode, which cover character-level, word-level, and sentence-level changes. As DocString is agnostic across languages, we directly apply the perturbations from ReCode to Java, C++, and JavaScript. The explanations with examples are shown in Table 1. These examples are collected from our perturbed dataset which we generated from the HumanEval-X dataset³. For SynonymSubstitution in DocString, synonyms by (Miller, 1995) are used to replace words in DocString with their synonyms. For BackTranslation, the whole DocString is translated into another language and then retranslated to English again to paraphrase (Sugiyama and Yoshinaga, 2019; Li and Specia, 2019).

Adaptation of Docstring Perturbations to multilingual To perturb a DocString, first, it is separated from the whole prompt, and the perturbation techniques are applied. The DocString may contain keywords of programming languages from code that must be untouched as changing them leads to altering the meaning. To maintain this, a blacklist of different programming languages is created which prevents the system from perturbing them. To separate the keywords and generate the blacklist, we utilize Tree-Sitter-Java, Tree-Sitter-C++, and Tree-Sitter-JavaScript for JavaSc, C++, and JavaScript, respectively. The function names, variable names, and types are extracted from a code snippet by Tree-Sitter.

² <https://github.com/GEM-benchmark/NL-Augmenter>

³ <https://huggingface.co/datasets/THUDM/humaneval-x>

Table 1: Perturbations Examples for docString

Perturbation	Explanation	Example
Nominal	Original Prompt	Filter an input list of strings only for ones that start with a given prefix.
Back Translation	Translate to another language and re-translate to English	Filter an input list of strings only for strings starting with a certain prefix.
Butter Fingers Perturbation	Replace random characters with some other characters	Filter an input list of strings only for ones that start q ith a given prefix.
Change Char Case	Change case of random characters.	Filter an input list of strings Only fOr one S that st Ar t With a Giv EN prefix.
English Inflectional Variation	Change the form of random verbs in a sentence	Filter an input list of strings only for ones that start with a gives prefix.
Swap Characters Perturbation	Swap two adjacent characters with each other	Filter an input list fo strings only for ones that start with a given prefix.
Synonym Insertion	Insert a word's synonym adjacent to its position	Filter an input stimulation list of strings only for ones that start get down with a given impart prefix.
Synonym Substitution	Replace a word with its synonym	Filter an input list of strings only for ones that start with a give prefix.
Tense Transformation Future	Transform the tense to future	Filter an input list of strings only for ones that will start with a will give prefix.
Tense Transformation Past	Transform the tense of the sentence to past	Filter an input list of strings only for ones that started with a gave prefix.
Whitespace Perturbation	Insert or remove whitespaces at random places	Filter aninput list of strings only for ones that startwith a given pre fix.

3.3.2 Perturbation on Function Name

With this scope of perturbation, the function name is changed slightly, alike the DocString. The 7 perturbations used for Function renaming are shown in Table 2 with examples and short explanations. Among the 7 perturbations, the CamelCase perturbation is applied to C++ and JavaScript function names, where the original functions are written in snake case. Conversely, for Java, the snake case perturbation is applied since function names are written in camel case.

Among the 7 perturbations, InflectionalVariation and SynonymSubstitution are word-level, and the rest of them are character-level perturbations. CamelCase perturbation is applied to the C++ dataset as the function names in HumanEval-X for C++ are written following the snake case format. On the other hand, SnakeCase is applied to Java and JavaScript function names as they follow the camel case format in function names.

Adaptation of Function Name Perturbations to Multiple Programming Languages: The semantic-preserved perturbations applied to function names require splitting a function name into multiple words. Different programming languages have different naming conventions. To apply semantics-preserving perturbations to function names, we first split the names into individual tokens based on the naming convention used in each language. For Java and JavaScript, we assume camelCase and split accordingly. For C++, we assume snake_case. If the detected naming style does not match the expected convention, it is first converted to the appropriate form (camelCase or snake_case) before splitting. Once split, the function name is treated

Table 2: Perturbations Examples for function name

perturbation	explanation	Example
Original	original function name	getPositive
SnakeCase	change to snake cases from snake cases	get__positive
CamelCase	change to camel cases from camel cases	getPositive
ButterFinger	change a random character inside a function name	getOositive
SwapChar	swap two adjacent characters inside a function name	getPsoitive
ChangeChar	Change Case of random characters	getposiTive
InflectionalVariation	Change form of a word in a function name	gotten Positive
SynonymSub	Replace a word in a function name	catch Positive

as a sequence of words, and perturbations are applied to these words. These changes preserve the overall meaning while introducing variation in the name.

3.3.3 Perturbation on Syntax

Following the approach of Wang et al. (2022), we apply syntax-level perturbations to the code portion of prompts in a code completion setting. Unlike code generation, which uses only the docstring and method signature, code completion provides part of the function body to simulate a developer writing or editing code. Specifically, for each coding problem, we start with the canonical solution and select approximately the first half of its lines, following the strategy used in Wang et al. (2022), to create a baseline prompt. This prompt includes the original docstring and method signature, along with the selected code lines. We apply syntax-preserving perturbations only to these added lines. These perturbations introduce surface-level variation without changing the underlying semantics. To create partial code prompts for all three programming languages, we use the HumanEval-X dataset. For each language, we extract the canonical solution, truncate the function body, and apply the perturbation strategy described above. In this context, partial code refers to a prompt that includes the docstring, method signature, and a perturbed portion of the function body, tailored for code completion tasks.

We use the same six perturbations used by ReCode (Wang et al., 2022) where three of them: DeadCode Insertion, Operand Swap, and For-While-Switch are generated by NatGen (Chakraborty et al., 2022). The rest three of them: Variable Renaming by CodeBERT (Feng et al., 2020), Variable Renaming with NatGen style, and generate random variable names using a combination of alphabetic and numeric characters are prepared by ReCode itself.

The following list explains the syntax perturbations used in this work. Figure 5 illustrates examples of how the perturbations affect the original code snippet. The changes that happen in each of the syntax perturbations are highlighted.

- (1) **DeadCodeInserter**: Introduces irrelevant and non-executable code into the original codebase by inserting a code block at a random location. The inserted block may take the form of a loop that iterates zero times or an “if”

statement that always evaluates to false. Its content is randomly selected from nearby code statements, constrained by small Tree-Sitter node sizes. This transformation is implemented using NatGen (Chakraborty et al., 2022), which provides mechanisms for programmatically modifying code syntax trees to inject such dead code in a syntactically valid way.

- (2) **ForWhileTransformer**: Select a random for loop and transfer it to an equivalent while loop or vice versa.
- (3) **OperandSwap**: Randomly pick a binary logical operation from a set of possible ones and switch the positions of the two operands involved in that operation (e.g. $a < b$ to $b > a$). If necessary, the operator is adjusted to ensure that the semantic meaning of the expression remains the same.
- (4) **VarRenamerCB**: This transformation substitutes a new name created by CodeBERT (Feng et al., 2020) for the most frequently used variable name in a particular code snippet. A mask token is used to substitute the original variable name. After that, CodeBERT generates a list of alternative names for each occurrence of the mask token along with a probability score. The name that received the highest rating overall gets chosen as the replacement.
- (5) **VarRenamerNaive**: This modification chooses the partial code’s most often used variable name and changes it to “VAR_0.” This is the NatGen package’s original implementation. The change does not alter the meaning.
- (6) **VarRenamerRN**: Selects the most commonly used variable name from the partial code and replaces it with a randomly generated string composed of a mix of alphabetic and numeric characters.

Adaptation of Syntax Perturbations to multilingual: Initially, the task involves generating partial prompts from the nominal prompts. To accomplish this, we make adjustments to ReCode’s code and introduce specific rules for creating partial code, effectively separating the header, DocString, body, and other segments for Java, C++, and JavaScript. Then, we leverage the NatGen libraries to generate syntax-level perturbations.

3.3.4 Perturbation on Format

This perturbation is employed to evaluate whether the code generation model can effectively handle a perturbed prompt with identical information to the original one but with a distinct formatting style. It tests the model’s ability to handle variations in formatting while generating code. In this work, we use 6 types of formats as follows.

- (1) **doc2comments**: This perturbation transforms a Docstring (written as a block comment) into multiple lines of inline comments.
- (2) **new_line_aftercode**: A new empty line is added after the code.
- (3) **new_line_afterdoc**: A new empty line is added after the docString.
- (4) **new_lines**: A new line is added at a random position between any two lines in the full prompt.


```

// Original Code Snippet
const hasCloseElements = (numbers, threshold) => {
  for (let i = 0; i < numbers.length; i++) {
    for (let j = 0; j < numbers.length; j++) {
      if (i !== j) {
        let distance = Math.abs(numbers[i] - numbers[j]);
        if (distance < threshold) {
          return true;
        }
      }
    }
  }
  ...
}

// For While Transformation
const hasCloseElements = (numbers, threshold) => {
  for (let i = 0; i < numbers.length; i++) {
    let j = 0;
    while (j < numbers.length) {
      if (i !== j) {
        ...
      }
    }
  }
  ...
}

// Operand Swap
const hasCloseElements = (numbers, threshold) => {
  for (let i = 0; i < numbers.length; i++) {
    for (let j = 0; numbers.length > j; j++) {
      if (i !== j) {
        ...
      }
    }
  }
  ...
}

// Dead Code Insertion
const hasCloseElements = (numbers, threshold) => {
  for (let i = 0; i < numbers.length; i++) {
    for (let j = 0; j < numbers.length; j++) {
      if (i !== j) {
        let distance = Math.abs(numbers[i] - numbers[j]);
        if (distance < threshold) {
          while (false) {
            j < numbers.length;
          }
        }
      }
    }
  }
  return true;
  ...
}

// VarRenamerRN
const hasCloseElements = (numbers, threshold) => {
  for (let i = 0; i < numbers.length; i++) {
    for (let c = 0; c < numbers.length; c++) {
      if (i !== c) {
        ...
      }
    }
  }
  ...
}

// VarRenamerCB
const hasCloseElements = (numbers, threshold) => {
  for (let i = 0; i < numbers.length; i++) {
    for (let j2 = 0; j2 < numbers.length; j2++) {
      if (i !== j2) {
        ...
      }
    }
  }
  ...
}

// VarRenamerNaive
const hasCloseElements = (VAR 0, threshold) => {
  for (let i = 0; i < VAR 0.length; i++) {
    for (let j = 0; j < VAR_0.length; j++) {
      if (i !== j) {
        ...
      }
    }
  }
  ...
}

```

Fig. 5: Syntax Perturbations (JavaScript)

- (5) **split_lines**: Split the longest line of code and split it into two lines in the middle.
- (6) **tab_indent**: random replacements of space indentation with tabs or replace tabs with four spaces. Although languages such as Java, JavaScript, and C++ are not sensitive to indentation, this perturbation is used to check the robustness of code generation models.

Adaptation of Format Perturbations: Format perturbations use the same partial codes as Syntax perturbations. We extend ReCode’s code to apply formatting separately for Java, C++, and JavaScript, considering differences in the header, DocString, and body positions. Unlike Python, Java, C++, and JavaScript allow direct newlines between tokens without requiring a backslash (For Python, "\\n" is placed for newlines, while for other languages, they are simply "\n".)

We applied 29 perturbation strategies in total: 7 perturbations on function name, 10 on docstring, 6 syntax perturbation, and 6 formatting perturbations. For each coding problem, 28 of these strategies were used to alter the original prompt. The remaining strategy depends on the language (camelCase is used for C++/JavaScript, whereas snake_case is used for Java). Each strategy produces five perturbed versions of the prompt, resulting in 28×5 perturbed prompts per problem, and we generate one code sample for each perturbed prompt. Some strategies may occasionally generate identical text, but using a non-zero sampling temperature during generation still produces varied model outputs across runs.

We follow ReCode’s practice of generating five perturbed prompts per strategy to capture the natural variability introduced by stochastic perturbation methods. Multiple samples provide a more stable and representative estimate of each strategy’s robustness, as some techniques exhibit high variability while others are largely deterministic.

For certain strategies, especially when perturbing very short text (e.g., single-word function names), some or all of the five perturbed prompts may become identical. Deterministic methods such as back-translation can even produce identical outputs across all five samples. We treat such duplication as an inherent property of the strategy, reflecting its limited perturbation diversity rather than a methodological issue.

Identical perturbed prompts do not affect our robustness results; they reflect the limited variation that some perturbation methods naturally produce.

3.4 Evaluation

There are several metrics used by previous works to evaluate the performance of code generation. In our evaluation, we consider both the worst-case passes (i.e., for each coding problem, all perturbed prompts s of a prompt must be passed) and partial-case passes (a partial number $t < s$ of the perturbed prompts from a prompt must be passed). Alike ReCode (Wang et al., 2022), we use the following metrics for our evaluation. We choose a greedy approach for

all of the metrics, skipping the sampling process to eliminate the randomness effect and enable fair comparisons (Wang et al., 2022).

3.4.1 Robust Pass ($RP_s@k$)

Pass@k is a commonly used metric for code generation tasks. As we are generating multiple perturbed prompts from a single prompt, we use a modified version of this metric. From the initial prompt, there is s number of perturbed prompts. Additionally, k generations are made from each perturbed prompt, for a total of $s*k$ generations from a single prompt. In this work, we use $s = 5$ and $k = 1$. We use the $RP_s@k$ metrics as equation 2.

$$RP_s@k = \frac{RC_s}{N} \quad (2)$$

where RC_s denotes the number of correct prompts and N denotes the total number of prompts.

We follow recent evaluation practices that report *pass@1* as the primary metric for code generation (Chen et al., 2021; Nijkamp et al., 2022), and therefore use $k = 1$ for each prompt. Our goal is to evaluate the model’s *robustness to input variation* rather than its sampling variance. Accordingly, instead of generating multiple outputs from a single prompt, we generate five perturbed versions of each sample. Multiple generations from the same prompt would primarily capture decoding randomness, whereas multiple perturbed prompts reveal how sensitive the model is to small input changes. Using five perturbed prompts thus provides a more direct and meaningful robustness assessment.

3.4.2 Robust Drop ($RD_s@k$)

The Robust Drop metric is used to measure the decrease in robustness of the generated code under perturbed data compared to the original data. This metric states the fall in the performance compared to the nominal data. In equation 3, this metric is defined.

$$RD_s@k = \frac{Pass_{nominal}@k - RP_s@k}{Pass_{nominal}@k} \quad (3)$$

where $Pass_{nominal}@k$ denotes the result for the nominal dataset and $RP_s@k$ denotes the robust relative value for the perturbed dataset we get from equation 2.

3.4.3 Robust Relative ($RR_s@k$)

The Robust Drop metric provides an idea of the performance decrease for the perturbed dataset. But it does not highlight the pair-by-pair performance change between nominal and perturbed datasets. To get the relative changes, the Robust Relative metric is used. There can be instances where models

produce inaccurate code for the nominal prompts but accurately predict the perturbed ones. This non-robust behavior should also be taken into account when reporting the model’s robustness. For this situation, the Robust Relative metric is useful. In equation 4, the Robust Relative metric is defined.

$$RR_s@k = \frac{RC_s^{[+]} + RC_s^{[-]}}{N} \quad (4)$$

where $RC_s^{[+]}$ denotes the number of correct cases in perturbations that were detected as incorrect cases for the original prompts. $RC_s^{[-]}$ denotes the opposite, the number of incorrect cases in perturbations that were detected as correct cases for the original prompts. This work follows a greedy setting ($n=1$ sample), and the equation is made upon this setting, and this metric denotes the number of positive or negative changes for a set of prompts.

4 Experiment Setup

In this section, we present the experimental design and setup employed to evaluate the robustness of code generation models. By meticulously addressing each sub-section, we provide a comprehensive overview of our experiments, enabling a deeper understanding of our research implementation and subsequent analysis.

4.1 Dataset

As described in Section 3.2, we construct a new dataset by combining, extending, and converting two existing datasets to evaluate the robustness of code generation models. Below, we provide a detailed description of these source datasets and our final curated dataset used in the experiments.

HumanEval-X. HumanEval-X⁴ is an extended version of the HumanEval⁵ dataset, originally designed to evaluate code generation models in Python. HumanEval-X expands this benchmark to support multiple programming languages, including C++, Java, JavaScript, and Go. It consists of 164 prompts, each accompanied by a canonical solution and language-specific test cases. In our study, we leverage HumanEval-X to assess code translation and bug classification across Java, C++, and JavaScript. This dataset provides a total of 820 test cases for 820 problems, with an average of 164 test cases per programming language and approximately 7.7 unit tests per problem.

EvalPlus. EvalPlus Liu et al. (2023) is an enhanced version of HumanEval, originally developed for Python. It introduces a substantially larger set of corner cases and refined prompts that are better aligned with the associated test

⁴ <https://huggingface.co/datasets/THUDM/humaneval-x>

⁵ <https://github.com/openai/human-eval>

Table 3: Statistical measures of the number of test cases for different languages

Language	Avg		Median		Std	
	HumanEval-X	Ours	HumanEval-X	Ours	HumanEval-X	Ours
CPP	6.96	722.56	7.0	973.5	3.73	375.95
Java	6.5	748.48	6.0	1000.0	4.55	359.39
JS	7.95	709.99	8.0	972.0	3.73	379.72

cases. In this work, we adapt the EvalPlus test cases for our three target programming languages, following the curation process described in Section 3.2. The prompts are largely consistent with those in HumanEval-X, except in instances where minor modifications were required to accommodate language-specific corner cases.

While EvalPlus offers more comprehensive and rigorous test coverage, many HumanEval-X reference solutions were not directly compatible with its test cases. To address this, we manually implemented canonical solutions for each target language and evaluated them using the converted EvalPlus test cases. This adaptation ensures that our cross-language evaluations are both valid and comparable. The detailed statistics of the resulting test cases are presented in Table 3.

4.2 Studied Code Language Model

In our experiment, we focus on evaluating six distinct code generation models: InCoder-1b, InCoder-6b, CodeGen-2b-Multi, and CodeGen-6b-Multi, Magicoder-7B, and QwenCode-2.5-6.7B as they have been trained in multiple programming languages. These models are specifically chosen due to their varying number of parameters, allowing us to assess our experiments across a range of model complexities. Due to the excessive size and our inability to run them on our machine, we exclude certain large models, such as CodeGen-16B-Multi, StarCoder-13B, etc, from our experiment.

4.3 Setup

Model Setup and Hyperparameter Selection. We use HuggingFace’s `AutoModelForCausalLM` API to load pretrained code generation models for all target programming languages. We did not perform any training or fine-tuning; we directly evaluated them in their pretrained form. Our goal is to assess the performance of existing models under consistent experimental conditions.

The same set of hyperparameters is applied across models, chosen through a small grid search on a held-out subset of the evaluation data. The temperature is set to 0.2 to reduce randomness and increase the likelihood of generating syntactically valid and test-passing code. The nucleus sampling parameter (`top_p`) is set to 0.95 to retain diversity while suppressing low-probability

Table 4: Similarity Values Between Nominal and Perturbed Datasets

Scope	Java	CPP	JavaScript	ReCode (Python)
Syntax	0.96	0.97	0.95	0.96
DataFlow	0.97	0.97	0.94	0.97
DocString	0.93	0.93	0.93	0.93
Func Name	0.79	0.85	0.79	0.81

outputs. These values are taken from the ReCode [Wang et al. \(2022\)](#). The maximum generation length is set to 1536 tokens to prevent truncation. This value is based on our experience that it provides sufficient output while keeping inference time low.

We follow the same practice of pre-processing, prompting, and post-processing steps from prior works ([Nijkamp et al., 2022](#)) ([Wei et al., 2023](#)) ([Hui et al., 2024](#)). Language and model-specific stopping rules are applied to keep generations consistent and clean. Extra content, such as redundant helper functions or repeated class definitions, is removed. For Java, generation stops at the appearance of a second `Solution` class. For JavaScript and C++, it stops at the second docstring or comment block.

4.4 Evaluation of Perturbation Quality

As stated in Section 2.1, the perturbations should preserve the semantic meaning of the original prompts while appearing natural. To evaluate the perturbed dataset’s quality, we employ three measurements for the docString, function name, and code sections described in the following.

4.4.1 Sentence Similarity Measurement

For the Java, C++, and JavaScript datasets, we assess the semantic similarity between the perturbed and non-perturbed prompts. To do this, we employ the sentence cosine similarity measurement, following the same methodology as ReCode. We calculate the similarities between the perturbed and nominal datasets using the sentence embeddings from MPNet ([Song et al., 2020](#)). To be more specific, we utilize MPNet embeddings to measure the cosine similarities for the docString and function name sections. For docstrings, we directly compare them after extraction, while for function names, we split them into lists of words and then compare them. Table 4 shows the summary of similarities, and Table 5 shows the similarities for individual perturbations. These scores range from 0 to 1, where values close to 0 indicate dissimilarity and values close to 1 indicate high similarity. The two tables show that the scores are generally close to 1, indicating that the perturbations only slightly modify the docstrings and function names while largely preserving their content.

Table 5: Sentence Similarities for individual docString and function name perturbations

Categories	Perturbations	Java	JavaScript	CPP
docString	ChangeCharCase	1.0	1.0	1.0
	TenseTransformationPast	0.98	0.98	0.98
	EnglishInflectionalVariation	0.95	0.95	0.95
	WhitespacePerturbation	0.89	0.9	0.89
	ButterFingersPerturbation	0.86	0.86	0.87
	TenseTransformationFuture	0.97	0.97	0.97
	SynonymSubstitution	0.88	0.88	0.88
	SwapCharactersPerturbation	0.9	0.89	0.9
	SynonymInsertion	0.9	0.89	0.91
	BackTranslation	0.94	0.93	0.92
Function	FuncRenameSynonymSub	0.72	0.75	0.72
	FuncRenameButterFinger	0.56	0.62	0.57
	FuncRenameSwapChar	0.83	0.83	0.82
	FuncRenameSnake/CamelCase	0.89	0.89	0.89
	FuncRenameInflectionalVariation	0.93	0.94	0.93
	FuncRenameChangeChar	0.87	0.91	0.86

4.4.2 Code Similarity Measurement

To assess the similarities between the perturbed and nominal data, we utilize CodeBLEU’s Syntax and DataFlow scores (Ren et al., 2020). For our analysis, we adapt the CodeBLEU score calculation method employed by CodeXGlue (Lu et al., 2021). Additionally, to calculate scores for C++, we incorporate NaturalCC (Wan et al., 2022) since the DataFlowGraph for C++ is not available in CodeXGlue, which is essential for computing the DataFlow score. The summary of similarity scores is presented in Table 4, while Table 6 displays the individual similarity scores. These scores range from 0 to 1 as well, where values closer to 1 indicate higher similarity between the perturbed and nominal code. Overall, the scores are relatively high across most perturbations, suggesting that the code semantics and structure are largely preserved. However, the DeadCodeInserter perturbation yields comparatively lower scores, as the insertion of additional code blocks introduces noticeable structural differences that reduce similarity.

4.4.3 Human Annotation of Naturalness and Semantic Similarity in Perturbed Prompts

We conducted a random sampling of 300 prompt pairs, comprising 100 Java, 100 C++, and 100 JavaScript examples, each containing a **perturbed** and **non-perturbed** version of the same prompt. Each pair was annotated independently by two annotators, who provided three scores:

- the *naturalness* of the perturbed prompt
- the *naturalness* of the non-perturbed prompt
- the *semantic similarity* between the perturbed and non-perturbed versions.

Table 6: CodeBLEU Similarities for individual perturbations

Categories	Perturbations	Java		CPP		JavaScript	
		Syntax	Dataflow	Syntax	Dataflow	Syntax	Dataflow
Syntax	ForWhileTransformer	0.94	0.99	0.96	1.0	0.93	0.99
	OperandSwap	0.87	0.99	0.97	1.0	0.87	1.0
	DeadCodeInserter	0.76	0.75	0.76	0.64	0.74	0.72
	VarRenamerRN	0.99	0.98	0.99	1.0	1.0	0.98
	VarRenamerCB	0.98	0.97	1.0	1.0	0.99	0.97
	VarRenamerNaive	0.99	0.99	0.99	1.0	1.0	0.98
Format	newLineAfterdoc	1.0	1.0	1.0	1.0	1.0	1.0
	SplitLines	0.99	1.0	0.99	1.0	0.97	1.0
	Doc2Comments	1.0	1.0	0.92	0.99	0.89	0.69
	NewLineAftercode	1.0	1.0	1.0	1.0	1.0	1.0
	NewLines	1.0	1.0	1.0	1.0	1.0	1.0
	TabIndent	1.0	1.0	1.0	1.0	1.0	1.0

We follow 5-point Likert scale during the annotation process, both annotators provide discrete scores from 0, 0.25, 0.5, 0.75, 1.

- 0 (not natural / not similar)
- 0.25 (mostly unnatural / mostly dissimilar)
- 0.5 (neutral)
- 0.75 (mostly natural / mostly similar)
- 1 (fully natural / fully similar).

These annotations were performed by two independent annotators to ensure consistency and reliability. The aggregated results of this annotation study are summarized in Table 7.

We use Cohen’s Kappa to measure inter-annotator agreement across Naturalness (Nominal), Naturalness (Perturbed), and Semantic Similarity. Ratings were discretized into five ordinal bins following 5-point Likert scale (0, 0.25, 0.5, 0.75, 1.0) for categorical consistency. The kappa values show fair to moderate agreement (0.1-0.29), with slightly lower scores for similarity due to its subjective nature. Overall, these results indicate a consistent and reliable annotation process.

Table 7 presents the average annotation scores and inter-annotator agreement for Java, C++, and JavaScript. The results show that nominal prompts exhibit near-perfect naturalness (1.0), while perturbed prompts retain high naturalness (0.88–0.91), confirming that the perturbations remain largely fluent. Semantic similarity scores (0.94–0.96) indicate that meaning is well preserved across languages. The corresponding Cohen’s kappa values suggest fair to moderate agreement among annotators, reinforcing the consistency of the evaluation while reflecting the inherent subjectivity of semantic judgments in code understanding.

5 Experiment Results

In this section, we aim to answer three research questions (RQs). For each RQ, we present the motivation and the approach to address the RQ, and the corresponding results.

Table 7: Result of Human Annotations (Average Scores and Inter-Annotator Agreement) for 300 Random Samples

Scope	Java	C++	JavaScript
Naturalness (Nominal) \uparrow	0.996	0.996	1.000
Naturalness (Perturbed) \uparrow	0.914	0.888	0.900
Semantic Similarity \uparrow	0.954	0.945	0.955
Cohen's κ (Nominal)	0.10	0.12	0.08
Cohen's κ (Perturbed)	0.22	0.29	0.15
Cohen's κ (Similarity)	0.26	0.18	0.06

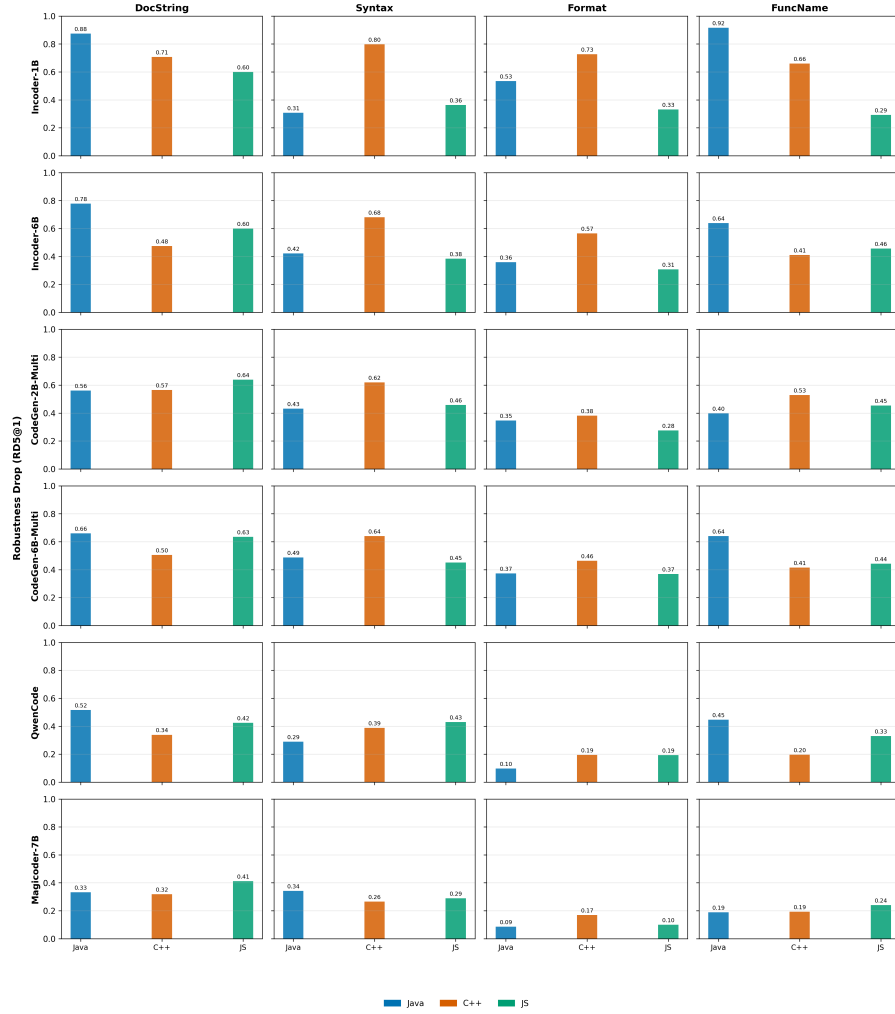


Fig. 6: Robust Drop among different languages and models

5.1 RQ1: How robust are LLMs across different programming languages?

Motivation: Our experiment encompasses three distinct languages and four different models. A prior investigation (Wang et al., 2022) demonstrates the influence of perturbations on the robustness of code generation models. Nonetheless, the question of whether language-specific variations impact robustness remains unanswered. Hence, in this study, we aim to address this gap by exploring discrepancies in LLMs’ robustness across diverse programming languages (Java, C++, and JavaScript), shedding light on the extent of disparities among these languages.

Approach: To investigate this research question, we conduct experiments on Java, C++, and JavaScript using 2 datasets: 1st is HumanEval-X, and 2nd is our curated dataset derived from HumanEval-X Zheng et al. (2023) and EvalPlus Liu et al. (2023). We evaluate six LLMs for code generation: Incoder-1B, Incoder-6B, CodeGen-Multi-2B, CodeGen-Multi-6B, Magicoder-7B, and QwenCode-3.5-6.7B. We evaluate the performance using three metrics: $RP_s@k$ measures robustness, $RD_s@k$ assesses the decrease in robustness due to changes, and $RR_s@k$ captures the relative differences between the original and modified datasets. The perturbations related to the Function Name and the DocString are compared with the nominal prompts (prompts that have only DocString and method signature), while the perturbations related to Syntax and Format are compared with the partial prompts (prompts that have some lines of code along with DocString and method signature).

Results: Overall, the performance of models deteriorates after applying the perturbations. Table 8 and 9 present the worst-case performance of six models: Incoder-1B, Incoder-6B, CodeGen-2B-Multi, CodeGen-6B-Multi, Magicoder-7B, and QwenCode-3.5-6.7B under different perturbation types (DocString, Function Signature, Syntax, and Format) across three programming languages (Java, C++, and JavaScript). Similarly, Table 10 and 11 show the results in partial-case scenarios, where a model passes at least 3 out of 5 generated samples.

Across all of the tables, we observe a consistent performance drop after applying perturbations. For instance, in Table 8, the metric $RD_5@1$, which quantifies the worst-case degradation, shows severe drops up to 0.9 (90%) in some DocString perturbation cases for Incoder-1B (Java). Even more superficial perturbations, such as Syntax and Format, lead to noticeable performance degradation, albeit to a lesser extent. Table 10 highlights that even under relaxed partial-pass criteria, the relative performance drop ($RR_5@1$) remains substantial, typically ranging from 5% to 20%, depending on the model and language. This suggests that perturbations, whether semantic or syntactic, can significantly impact model behavior and reliability.

The performance drop of the LLMs is visualized in Figure 6. The figure shows the robust drop across four perturbation types: DocString, Syntax, Format, and Function Name, for all 6 models. It is organized into four columns (one per perturbation type) and six rows (one per model). Each plot rep-

resents a specific model-perturbation combination (e.g., Magicoder-7B with DocString) across three programming languages. Each plot contains three bars, one for each language. Higher bars indicate a larger robustness drop for that model under the corresponding perturbation.

We observe a slight performance improvement in the partial-case scenario for Java under DocString and Function perturbations. This suggests that in some cases, modifying the function or the NL description can yield better results, hinting at the potential of prompt refinement as a strategy for improving code generation performance.

In general, all models demonstrate performance degradation under perturbations, reaffirming the brittleness of current LLM-based code generation systems. While models such as Magicoder-7B show slightly better robustness, the consistent drop across all settings underscores the need for robustness-aware evaluation and training. Moreover, the variation in impact across programming languages suggests that the models’ sensitivity may be language-dependent, warranting further investigation into language-specific robustness strategies.

If we see the language-wise trends, the three languages: Java, C++, and JavaScript exhibit distinct behaviors under input perturbations. Java shows the highest robustness, with notable $RP5@1$ gains and minimal $RD5@1$ drops, particularly under Format and Syntax perturbations. Its structured syntax likely helps models infer intent despite surface-level changes.

C++ is the most fragile across the board. It suffers large $RD5@1$ drops, especially under worst-case perturbations, with only modest improvements under partial conditions. Its complex syntax and variability appear to challenge the models more than the other languages.

JavaScript falls in between. It benefits from Format and Syntax perturbations with decent $RP5@1$ gains, though it still shows some drops in DocString and Function changes. Its flexible syntax likely helps models recover better than in C++ but not as effectively as in Java.

Overall, Java is the most resilient, followed by JavaScript, while C++ is the most sensitive to input changes.

Summary of Findings. The following trends can be observed from the results of RQ1.

- (1) **A Larger model size does not always guarantee better robustness or pass rate across all programming languages.** As shown in Table 8 and Table 10, in general, we can observe a robustness or pass rate improvement with the increase of model sizes. For instance, for CodeGen in the worst-case scenario, the $RD5@1$ of JavaScript increases from 0.07 to 0.08 for 2B and 6B, respectively. On the contrary, for Java, we also observe that there is a drop of 0.02 of the $RD5@1$. The results show that increasing the model size does not always guarantee better robustness and highlight the need for more comprehensive experiments on different programming languages.
- (2) **CodeGen generally performs better than Incoder, while Magicoder and QwenCode further outperform both.** As shown in Ta-

bles 8 and 10, CodeGen achieves higher nominal pass@k than Incoder at comparable scales (e.g., 0.16 vs. 0.11 on Java). This is consistent with their training data differences: CodeGen is trained on a much larger token corpus, whereas Incoder, although more multilingual, is heavily skewed toward Python and JavaScript, limiting its cross-language generalization. On the other hand, Magicoder-7B and QwenCode outperform both CodeGen and Incoder, but with different behaviors under perturbations. Magicoder shows higher robustness, maintaining stronger pass@k when prompts are partially truncated or reformatted. This can be attributed to its OSS-INSTRUCT training, which leverages diverse open-source code snippets to reduce synthetic data bias and improve instruction grounding. QwenCode, trained on massive curated multilingual corpora, excels in nominal accuracy but exhibits slightly larger drops under perturbation, suggesting its strong generation ability is more sensitive to prompt variation.

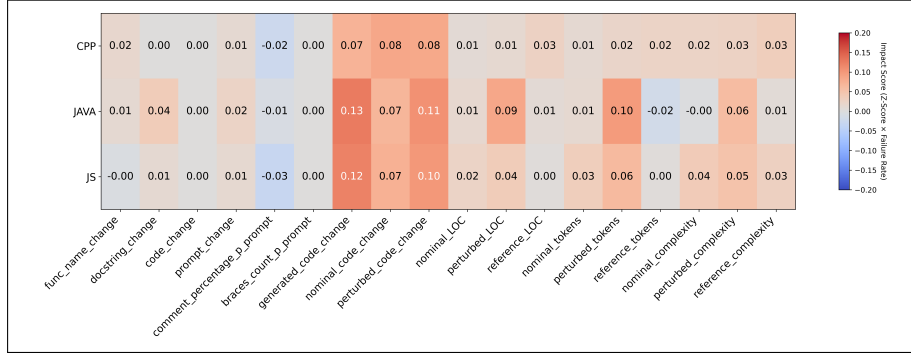
- (3) **Stronger test cases expose more failures across all languages.** From Tables 8 and 9, it is evident that the stronger test cases from EvalPlus reveal substantially more failures in both nominal and perturbed settings, which aligns with prior findings Liu et al. (2023). The same trend holds for the partial cases, as shown in Tables 10 and 11. However, the robustness drop remains roughly consistent regardless of the absolute performance levels.

5.2 RQ2: What are the major factors that contribute to the difference in the robustness of LLMs on different programming languages?

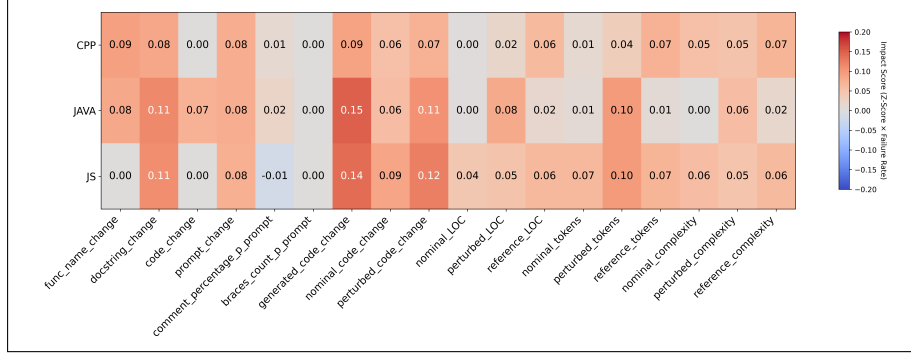
Motivation: From the insights of RQ1, it becomes apparent that the performance of identical code generation models varies across different languages. This research inquiry delves deeper into uncovering the underlying reasons for such disparities. By doing so, we aim to find out the pivotal factors that contribute significantly to the fluctuations in robustness observed among various programming languages. Through this exploration, we seek to shed light on the influential components that drive the differences in how well models perform on perturbed data across different linguistic contexts.

Approach: To diagnose the underlying causes for the robustness disparities observed in RQ1, we employ a quantitative, feature-level quantitative analysis. Our approach is designed to identify which specific characteristics of the input prompts or the generated code are most strongly associated with failure in each language. This is achieved by calculating a weighted impact score for each feature and visualizing these scores in a comparative heatmap. The approach is executed in four sequential steps:

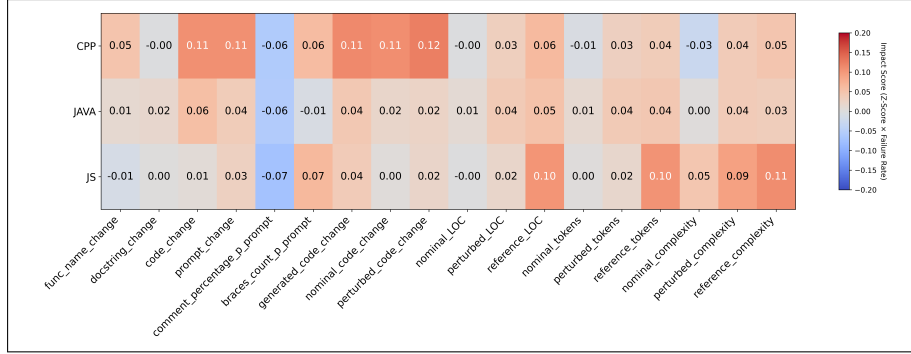
Step 1. Data Selection and Preparation. We aim to identify features correlated with the Robust Drop, which represents the performance degradation when models generate code from perturbed versus nominal prompts. Therefore, the dataset for this analysis is scoped to include only samples that were passed on the nominal (unperturbed) prompt. This scoping decision iso-



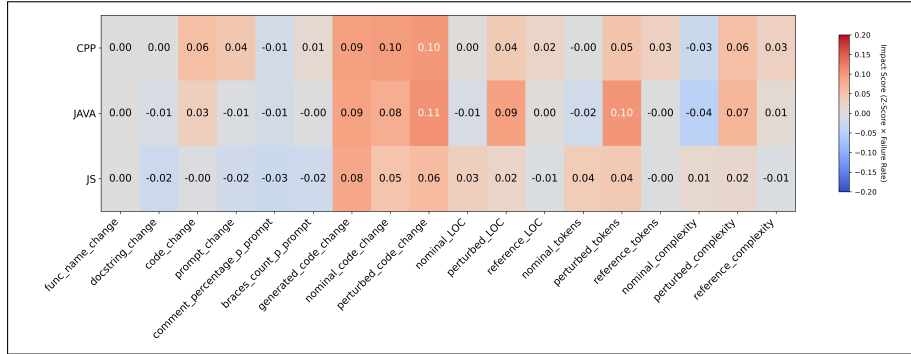
(a) Function Name Perturbation



(b) DocString Perturbation



(c) Syntax Perturbation



(d) Format Perturbation

Fig. 7: The heatmaps show the impact score for each feature, calculated relative to the overall average.

lates failures induced by a perturbation, distinguishing them from problems the model failed on initially. Then our goal is to identify the features most strongly associated with the samples that subsequently fail on the perturbed prompt.

Feature Calculation. For each sample, we compute a comprehensive set of 18 features. These features are grouped into two categories:

Category 1. Input Perturbation Features: Quantify the magnitude of change in prompts.

Feature 1-4. Token Dissimilarity (`func_name_change`, `docstring_change`, `code_change`, `prompt_change`): These features compute the percentage of token-level change between two code snippets (a nominal component P_n and a perturbed component P_p). We first tokenize both snippets. We then calculate a similarity ratio by finding the total number of matching tokens within all matching subsequences, and relate this to the total number of tokens in both snippets, as defined in Equation 5.

$$\text{Dissimilarity } \%(P_n, P_p) = \left(1 - \frac{2 \cdot |\text{Matches}(P_n, P_p)|}{|P_n| + |P_p|} \right) \times 100 \quad (5)$$

Here, P_n and P_p are the token sequences, and $|\text{Matches}|$ is the count of matching tokens from the sequence matcher.

Feature 5. Comment Percentage (`comment_percentage_p_prompt`): Measures the ratio of tokens inside comments to the total number of tokens in the perturbed prompt.

$$\text{Comment } \% = \frac{|\text{Tokens in Comments}_p|}{|\text{Total Tokens in Prompt}_p|} \quad (6)$$

Feature 6. Scope Delimiter Count (`scope_delimiter_count`): Measures the quantity of syntax elements used to **open** code blocks and define scope (e.g., counting the opening brace `{` in C++/Java). This metric serves as a simple proxy for the code’s structural complexity, which may correlate to the model’s fragility.

2. Output and Problem Features: Quantify the characteristics of the canonical solutions and models generated output, which represents the complexity of the problem.

Feature 7-9. Output Dissimilarity (`generated_code_change`, `nominal_code_change`, `perturbed_code_change`): Measures the token dissimilarity (using Equation 5) between different versions of code to quantify changes in output structure and solution correctness.

- `generated_code_change`: Dissimilarity between the model-generated code from `nominal_prompt` and `perturbed_prompt`. A high value indicates that the perturbation caused the model to generate a structurally different solution.

- `nominal_code_change`: Dissimilarity between the human-written `reference_code` and the LLM’s generated code from `nominal_prompt`. This quantifies the changes in the nominal code generated by the LLM.
- `perturbed_code_change`: Dissimilarity between the human-written `reference_code` and the generated code by the LLM from the perturbed prompt. This quantifies the changes in the perturbed code generated by the LLM.

Feature 10-12. Lines of Code (LOC) (`nominal_LOC`, `perturbed_LOC`, `reference_LOC`): A count of the total lines of code for the nominal generated code, perturbed generated code, and reference solution, respectively.

Feature 13-15. Token Count (`nominal_tokens`, `perturbed_tokens`, `reference_tokens`): A count of the total tokens for the nominal generated code, perturbed generated code, and reference solution, respectively.

Feature 16-18. Cyclomatic Complexity (`nominal_complexity`, `perturbed_complexity`, `reference_complexity`): Measures the structural complexity of the code (e.g., McCabe’s complexity) by counting linearly independent paths. This is calculated for the nominal generated code, perturbed generated code, and reference solution.

Statistical Calculation of the Impact Score To create a fair, language-to-language comparison, we calculate an Impact Score for every feature. This score quantifies the relationship between each feature and the robustness failures, addressing a key challenge: a feature that is highly associated with failure in a language that less-frequently fails is less impactful overall than a feature associated with failure in a language that frequently fails. The Impact Score (I) for a given feature (F) and language (L) is the product of the feature’s Z-Score (Z) and the language’s Failure Rate (FR).

The calculation follows these steps for each language L :

- (1) **Calculate Failure Rate (FR_L):** The proportion of samples that failed on the perturbed prompt.

$$FR_L = \frac{|\text{Failed Samples}_L|}{|\text{Total Samples}_L|} \quad (7)$$

- (2) **Establish Language-Specific Statistical Norms:** For each feature F , we calculate the mean ($\mu_{F,L}$) and standard deviation ($\sigma_{F,L}$) using all samples (passed and failed) for that language L .
- (3) **Profile Failed Runs:** We calculate the mean of the failed samples ($\mu_{F,L}^{\text{fail}}$) for that feature F and language L .
- (4) **Calculate Z-Score ($Z_{F,L}$):** We standardize the failed-run average against its language-specific statistical norms. This use of Z-score normalization is a standard method for data preprocessing. It is necessary here to transform features with heterogeneous units and scales (e.g., `nominal_LOC` versus `func_name_change`) onto a common, dimensionless scale. This allows us to compare the relative unusualness of each feature’s value, as the resulting Z-score represents the deviation from the language-specific mean in units of

standard deviations. A high positive Z-Score means failed runs are strongly associated with high values of that feature.

$$Z_{F,L} = \frac{\mu_{F,L}^{\text{fail}} - \mu_{F,L}}{\sigma_{F,L}} \quad (8)$$

- (5) **Calculate Impact Score ($I_{F,L}$):** We weigh the Z-Score by the language’s overall Failure Rate.

$$I_{F,L} = Z_{F,L} \times \text{FR}_L \quad (9)$$

Visualization. The final output is a matrix of Impact Scores, with languages as rows and features as columns. This matrix is visualized as a 1D-stacked heatmap for each language. A diverging colormap (e.g., blue-white-red) is centered at zero and clipped to a fixed scale (e.g., -0.2 to +0.2) to ensure all heatmaps are directly comparable. This final visualization directly highlights which features are the most significant drivers of robustness failures for each language. 7

Result. Figure 7 illustrates the correlation between features and robustness drop across programming languages. In each plot of the figure, the y-axis represents the programming languages, while the x-axis represents the evaluated features. Each cell displays an impact score, calculated using Equations 8 and 9. A higher positive value indicates a stronger positive correlation between the feature and the language, whereas a negative value suggests a negative correlation. A value of zero indicates no relationship. Each subplot corresponds to one perturbation type (**Function Name**, **DocString**, **Syntax**, and **Format**). Rows represent programming languages (C++, Java, and JavaScript), while columns correspond to the features. The color and magnitude of each cell indicate the *Impact Score*, which reflects the strength and direction of correlation between a given feature and the robustness drop for that language.

Overall, the heatmaps reveal language-specific patterns of sensitivity under different perturbations. JavaScript consistently shows the highest positive correlations across multiple features, aligning with its higher robustness drop reported in RQ1. In contrast, Java and C++ demonstrate more stable patterns, with lower overall correlation magnitudes and fewer dominant features.

Across the four perturbation types, the overall trend shows that Java tends to exhibit the strongest feature impact relationships under function name and docString perturbations, where several features (e.g., `generated_code_change`, `perturbed_code_change`) consistently reach impact scores around 0.10-0.15. In contrast, this pattern does not hold under syntax perturbations, where Java’s impact values drop noticeably, and most features fall close to zero, making Java the least sensitive language in this specific condition. C++ shows moderate but steady correlations across most perturbations, often around 0.05-0.11, without strong spikes, indicating a stable but weaker relationship between features and robustness drop. JavaScript generally exhibits low or near-zero correlations across all perturbation types, occasionally showing small positive effects (e.g., `perturbed_tokens`, `reference_tokens`) but overall demonstrating the flattest patterns. Taken together, the results indicate that Java is

Table 8: Performance summary of perturbations against code generation models using EvalPlus test cases and worst case passes (5 out of 5). Up arrows indicate the extent of performance improvement, while down arrows indicate the extent of performance drop.

HumanEval-X	Model	InCoder-1B			InCoder-6B			CodeGen-2B-multi			CodeGen-6B-multi			Magicoder-7B			QwenCode		
		Java	C++	JS	Java	C++	JS	Java	C++	JS	Java	C++	JS	Java	C++	JS	Java	C++	JS
Perturbation	Nominal	0.02	0.08	0.07	0.11	0.1	0.12	0.14	0.12	0.11	0.15	0.13	0.14	0.63	0.55	0.51	0.55	0.57	0.6
DocString	RP501	0.32	0.09	0.37	0.45	0.14	0.44	0.56	0.13	0.39	0.55	0.2	0.44	0.86	0.61	0.74	0.77	0.63	0.68
	Nominal	0.02	0.08	0.07	0.11	0.1	0.12	0.14	0.12	0.11	0.15	0.13	0.14	0.63	0.55	0.51	0.55	0.57	0.6
	RP501	0.0	0.02	0.03	0.02	0.05	0.05	0.06	0.05	0.04	0.05	0.06	0.05	0.42	0.37	0.3	0.27	0.38	0.35
	RD501	0.88	0.71	0.6	0.78	0.48	0.6	0.56	0.57	0.64	0.66	0.5	0.63	0.33	0.32	0.41	0.52	0.34	0.42
Syntax	RP501	0.02	0.07	0.05	0.1	0.05	0.07	0.08	0.07	0.07	0.1	0.07	0.09	0.24	0.19	0.24	0.33	0.21	0.29
	Nominal	0.32	0.09	0.37	0.45	0.14	0.44	0.56	0.13	0.39	0.55	0.2	0.44	0.86	0.61	0.74	0.77	0.63	0.68
	RP501	0.22	0.02	0.24	0.26	0.04	0.27	0.32	0.05	0.21	0.28	0.07	0.24	0.57	0.45	0.53	0.55	0.39	0.39
	RD501	0.31	0.8	0.36	0.42	0.68	0.38	0.43	0.62	0.46	0.49	0.64	0.45	0.34	0.26	0.29	0.29	0.39	0.43
Format	RP501	0.22	0.08	0.15	0.24	0.12	0.17	0.25	0.1	0.18	0.27	0.13	0.23	0.31	0.21	0.26	0.42	0.31	0.35
	Nominal	0.32	0.09	0.37	0.45	0.14	0.44	0.56	0.13	0.39	0.55	0.2	0.44	0.86	0.61	0.74	0.77	0.63	0.68
	RP501	0.15	0.02	0.25	0.29	0.06	0.3	0.37	0.08	0.28	0.34	0.1	0.28	0.79	0.51	0.67	0.69	0.51	0.55
	RD501	0.53	0.73	0.33	0.36	0.57	0.31	0.35	0.38	0.28	0.37	0.46	0.37	0.09	0.17	0.1	0.19	0.19	0.19
Function	RP501	0.19	0.07	0.14	0.18	0.09	0.15	0.2	0.06	0.15	0.21	0.1	0.2	0.09	0.14	0.12	0.21	0.15	0.23
	Nominal	0.02	0.08	0.07	0.11	0.1	0.12	0.14	0.12	0.11	0.15	0.13	0.14	0.63	0.55	0.51	0.55	0.57	0.6
	RP501	0.0	0.03	0.05	0.04	0.06	0.06	0.08	0.06	0.06	0.05	0.07	0.08	0.51	0.44	0.38	0.3	0.46	0.4
	RD501	0.92	0.66	0.29	0.64	0.41	0.46	0.4	0.53	0.45	0.64	0.41	0.44	0.19	0.19	0.24	0.45	0.2	0.53
	RR501	0.02	0.07	0.03	0.08	0.05	0.06	0.06	0.07	0.06	0.1	0.06	0.07	0.13	0.13	0.17	0.29	0.12	0.22

Table 9: Performance summary of perturbations against code generation models using HumanEval-X test cases and worst case passes (5 out of 5).

HumanEval-X	Model	InCoder-1B			InCoder-6B			CodeGen-2B-Multi			CodeGen-6B-Multi			Magicoder-7B			QwenCode		
		Java	C++	JS	Java	C++	JS	Java	C++	JS	Java	C++	JS	Java	C++	JS	Java	C++	JS
Perturbation	Nominal	0.02	0.1	0.08	0.11	0.12	0.13	0.12	0.12	0.11	0.16	0.14	0.16	0.65	0.57	0.53	0.57	0.59	0.62
DocString	RP501	0.33	0.1	0.38	0.45	0.17	0.44	0.56	0.13	0.39	0.54	0.22	0.44	0.88	0.63	0.76	0.79	0.65	0.70
	Nominal	0.02	0.1	0.08	0.11	0.12	0.13	0.13	0.12	0.13	0.16	0.14	0.16	0.65	0.57	0.53	0.57	0.59	0.62
	RP501	0.0	0.04	0.03	0.04	0.06	0.05	0.07	0.07	0.05	0.05	0.08	0.05	0.45	0.40	0.33	0.29	0.40	0.37
	RD501	0.9	0.57	0.63	0.68	0.49	0.58	0.45	0.43	0.59	0.68	0.44	0.65	0.30	0.29	0.37	0.49	0.31	0.39
Syntax	RP501	0.02	0.08	0.05	0.09	0.06	0.08	0.06	0.06	0.06	0.11	0.07	0.11	0.21	0.17	0.21	0.30	0.19	0.26
	Nominal	0.33	0.1	0.38	0.45	0.17	0.44	0.56	0.13	0.39	0.54	0.22	0.44	0.88	0.63	0.76	0.79	0.65	0.70
	RP501	0.23	0.03	0.23	0.27	0.05	0.27	0.31	0.07	0.2	0.29	0.09	0.23	0.60	0.48	0.56	0.58	0.42	0.42
	RD501	0.3	0.73	0.39	0.38	0.68	0.39	0.41	0.45	0.49	0.46	0.58	0.47	0.31	0.23	0.26	0.35	0.40	0.37
Format	RP501	0.21	0.08	0.16	0.24	0.14	0.17	0.26	0.08	0.2	0.25	0.14	0.24	0.28	0.19	0.23	0.39	0.28	0.32
	Nominal	0.33	0.1	0.38	0.45	0.17	0.44	0.56	0.13	0.39	0.54	0.22	0.44	0.88	0.63	0.76	0.79	0.65	0.70
	RP501	0.2	0.04	0.26	0.28	0.07	0.3	0.45	0.1	0.27	0.42	0.12	0.27	0.81	0.54	0.70	0.72	0.54	0.58
	RD501	0.38	0.64	0.33	0.36	0.57	0.32	0.2	0.22	0.31	0.21	0.44	0.39	0.07	0.15	0.08	0.08	0.16	0.16
Function	RP501	0.16	0.07	0.14	0.19	0.11	0.15	0.13	0.04	0.16	0.13	0.1	0.21	0.07	0.12	0.10	0.18	0.12	0.20
	Nominal	0.02	0.1	0.08	0.11	0.12	0.13	0.13	0.12	0.13	0.16	0.14	0.16	0.65	0.57	0.53	0.57	0.59	0.62
	RP501	0.0	0.04	0.04	0.04	0.07	0.07	0.08	0.07	0.07	0.05	0.08	0.07	0.54	0.47	0.41	0.33	0.49	0.43
	RD501	0.88	0.57	0.49	0.64	0.46	0.47	0.4	0.44	0.48	0.69	0.4	0.56	0.16	0.17	0.21	0.42	0.17	0.30
	RR501	0.02	0.07	0.05	0.08	0.06	0.07	0.05	0.06	0.07	0.11	0.06	0.11	0.10	0.11	0.14	0.26	0.10	0.19

feature-sensitive under perturbations in function name and docString, while syntax and formatting perturbations suppress its feature-impact relationships, making correlations there more diffuse, whereas C++ remains moderate and steady, and JavaScript remains consistently low across all cases.

Summary of Findings. Across perturbations, several consistent trends emerge:

- (1) Changes in the DocString have a significant impact on the robustness drop for Java and JavaScript, and a moderate impact for C++. From the DocString perturbation, we observe that even small modifications to the DocString, caused indirectly by other name changes, can also lead to notable performance variations.
- (2) For the generated code from perturbed prompts, we observe substantial deviations compared to the code generated from nominal prompts and the original human-written solutions.
- (3) For function name and DocString perturbations, many features strongly affect robustness in Java and JavaScript but have a smaller influence on C++. In contrast, C++ is more affected by syntax-level perturbations than the other languages.

```

/*
The n-th Fibonacci number is
returned.
>>> fib(10)
55
>>> fib(1)
1
>>> fib(8)
21
*/
#include<stdio.h>
using namespace std;
int fib(int n){
    if(n==0)
        return 0;
    if(n==1)
        return 1;
    return fib(n-1)+fib(n-2);
}

>>> fib(12)
144 ✓
>>> fib(90)
timeout 🕒

```

Fig. 8: A generated code by CodeGen-6B-Multi model which passes the test cases of HumanEval-X but fails against the evalplus translated test case

5.3 Can the robustness drop be mitigated by fixing the perturbed prompts?

Motivation: The results of R1 show that LLM performance drops significantly when prompts are perturbed, yet no strategies have been explored to mitigate this decline. While prior work has applied input smoothing techniques (Ye et al., 2020; Ji et al., 2024) to improve LLM performance on security-related instructions, these approaches are specific to security scenarios and do not address robustness issues arising from natural perturbations

Table 10: Performance summary of perturbations using EvalPlus test cases and partial cases (3 out of 5)

HumanEval-X	Model	InCoder-1B			InCoder-6B			CodeGen-2B-multi			CodeGen-6B-multi			Magicoder7B			QwenCode			
Perturbation	Metric	Java	CPP	JS	Java	CPP	JS	Java	CPP	JS	Java	CPP	JS	Java	CPP	JS	Java	CPP	JS	
Nominal	RP>01	0.02	0.08	0.07	0.11	0.1	0.12	0.14	0.12	0.11	0.15	0.13	0.14	0.63	0.55	0.51	0.55	0.57	0.6	
	Partial	RP>01	0.32	0.09	0.37	0.45	0.14	0.44	0.56	0.13	0.39	0.55	0.2	0.44	0.86	0.61	0.74	0.77	0.63	0.68
DocString	Nominal	RP>01	0.02	0.08	0.07	0.11	0.1	0.12	0.14	0.12	0.11	0.15	0.13	0.14	0.63	0.55	0.51	0.55	0.57	0.6
	Partial	RP>01	0.02	0.05	0.06	0.06	0.1	0.09	0.11	0.1	0.08	0.11	0.11	0.09	0.56	0.49	0.48	0.47	0.53	0.53
Syntax	Nominal	RP>01	0.15	0.34	0.17	0.41	0.01	0.22	0.2	0.14	0.3	0.25	0.16	0.33	0.11	0.11	0.06	0.14	0.07	0.12
	Partial	RP>01	0.02	0.07	0.06	0.07	0.02	0.05	0.05	0.05	0.06	0.06	0.04	0.07	0.14	0.12	0.15	0.24	0.14	0.17
Format	Nominal	RP>01	0.32	0.09	0.37	0.45	0.14	0.44	0.56	0.13	0.39	0.55	0.2	0.44	0.86	0.61	0.74	0.77	0.63	0.68
	Partial	RP>01	0.27	0.05	0.29	0.35	0.1	0.32	0.38	0.09	0.29	0.39	0.12	0.33	0.62	0.53	0.6	0.64	0.5	0.55
Function	Nominal	RP>01	0.17	0.4	0.22	0.22	0.29	0.28	0.32	0.31	0.26	0.3	0.4	0.24	0.28	0.13	0.19	0.16	0.21	0.19
	Partial	RP>01	0.22	0.08	0.11	0.19	0.14	0.14	0.21	0.1	0.15	0.19	0.12	0.17	0.27	0.18	0.22	0.38	0.25	0.27
DocString	Nominal	RP>01	0.32	0.09	0.37	0.45	0.14	0.44	0.56	0.13	0.39	0.55	0.2	0.44	0.86	0.61	0.74	0.77	0.63	0.68
	Partial	RP>01	0.26	0.06	0.31	0.39	0.11	0.42	0.43	0.12	0.37	0.45	0.17	0.36	0.83	0.62	0.73	0.81	0.63	0.68
Syntax	Nominal	RP>01	0.19	0.31	0.16	0.13	0.18	0.05	0.23	0.07	0.05	0.17	0.13	0.18	0.03	-0.02	0.01	-0.06	0.0	0.01
	Partial	RP>01	0.15	0.05	0.09	0.13	0.08	0.06	0.16	0.06	0.1	0.13	0.06	0.14	0.07	0.09	0.09	0.17	0.09	0.08
Format	Nominal	RP>01	0.02	0.08	0.07	0.11	0.1	0.12	0.14	0.12	0.11	0.15	0.13	0.14	0.63	0.55	0.51	0.55	0.57	0.6
	Partial	RP>01	0.02	0.07	0.08	0.08	0.09	0.11	0.13	0.1	0.11	0.12	0.11	0.12	0.62	0.54	0.52	0.51	0.56	0.56
Function	Nominal	RP>01	0.21	0.1	-0.08	0.31	0.1	0.08	0.09	0.15	0.03	0.23	0.12	0.12	0.01	-0.01	-0.03	0.08	0.01	0.07
	Partial	RP>01	0.03	0.06	0.03	0.05	0.03	0.04	0.05	0.05	0.05	0.06	0.03	0.05	0.09	0.09	0.12	0.18	0.09	0.13

Table 11: Performance summary of perturbations using partial cases using HumanEval-X test cases and partial passes (3 out of 5).

HumanEval-X	Model	InCoder-1B			InCoder-6B			CodeGen-2B-multi			CodeGen-6B-multi			Magicoder7B			QwenCode			
Perturbation		Java	CPP	JS	Java	CPP	JS	Java	CPP	JS	Java	CPP	JS	Java	CPP	JS	Java	CPP	JS	
Partial	Nominal	RP>01	0.02	0.1	0.08	0.11	0.12	0.13	0.13	0.12	0.13	0.16	0.14	0.16	0.65	0.57	0.53	0.57	0.59	0.62
	RP>01	0.33	0.1	0.38	0.45	0.17	0.44	0.56	0.13	0.39	0.54	0.22	0.44	0.88	0.63	0.76	0.79	0.65	0.70	
	RP>02	0.02	0.1	0.08	0.11	0.12	0.13	0.13	0.12	0.13	0.16	0.14	0.16	0.65	0.57	0.53	0.57	0.59	0.62	
	RP>03	0.03	0.07	0.07	0.07	0.11	0.11	0.12	0.12	0.1	0.12	0.13	0.12	0.58	0.51	0.49	0.50	0.52	0.54	
DocString	Nominal	RP>01	-0.07	0.31	0.16	0.35	0.11	0.36	0.09	0.05	0.21	0.22	0.07	0.28	0.09	0.09	0.04	0.12	0.05	0.10
	RP>01	0.02	0.06	0.05	0.06	0.04	0.05	0.05	0.08	0.04	0.09	0.12	0.10	0.13	0.22	0.12	0.15	0.17	0.19	
	RP>02	0.02	0.06	0.05	0.06	0.04	0.05	0.05	0.08	0.04	0.09	0.12	0.10	0.13	0.22	0.12	0.15	0.17	0.19	
	RP>03	0.02	0.06	0.05	0.06	0.04	0.05	0.05	0.08	0.04	0.09	0.12	0.10	0.13	0.22	0.12	0.15	0.17	0.19	
Syntax	Nominal	RP>01	0.33	0.1	0.38	0.45	0.17	0.44	0.56	0.13	0.39	0.54	0.22	0.44	0.88	0.63	0.76	0.79	0.65	0.70
	RP>01	0.32	0.07	0.32	0.39	0.13	0.41	0.52	0.14	0.39	0.53	0.19	0.35	0.85	0.64	0.75	0.83	0.65	0.70	
	RP>02	0.03	0.07	0.07	0.07	0.11	0.11	0.12	0.12	0.1	0.12	0.13	0.12	0.58	0.51	0.49	0.50	0.52	0.54	
	RP>03	0.03	0.07	0.07	0.07	0.11	0.11	0.12	0.12	0.1	0.12	0.13	0.12	0.58	0.51	0.49	0.50	0.52	0.54	
Format	Nominal	RP>01	0.33	0.1	0.38	0.45	0.17	0.44	0.56	0.13	0.39	0.54	0.22	0.44	0.88	0.63	0.76	0.79	0.65	0.70
	RP>01	0.32	0.07	0.32	0.39	0.13	0.41	0.52	0.14	0.39	0.53	0.19	0.35	0.85	0.64	0.75	0.83	0.65	0.70	
	RP>02	0.03	0.07	0.07	0.07	0.11	0.11	0.12	0.12	0.1	0.12	0.13	0.12	0.58	0.51	0.49	0.50	0.52	0.54	
	RP>03	0.03	0.07	0.07	0.07	0.11	0.11	0.12	0.12	0.1	0.12	0.13	0.12	0.58	0.51	0.49	0.50	0.52	0.54	
Function	Nominal	RP>01	0.33	0.1	0.38	0.45	0.17	0.44	0.56	0.13	0.39	0.54	0.22	0.44	0.88	0.63	0.76	0.79	0.65	0.70
	RP>01	0.32	0.07	0.32	0.39	0.13	0.41	0.52	0.14	0.39	0.53	0.19	0.35	0.85	0.64	0.75	0.83	0.65	0.70	
	RP>02	0.03	0.07	0.07	0.07	0.11	0.11	0.12	0.12	0.1	0.12	0.13	0.12	0.58	0.51	0.49	0.50	0.52	0.54	
	RP>03	0.03	0.07	0.07	0.07	0.11	0.11	0.12	0.12	0.1	0.12	0.13	0.12	0.58	0.51	0.49	0.50	0.52	0.54	
Structure	Nominal	RP>01	0.33	0.1	0.38	0.45	0.17	0.44	0.56	0.13	0.39	0.54	0.22	0.44	0.88	0.63	0.76	0.79	0.65	0.70
	RP>01	0.32	0.07	0.32	0.39	0.13	0.41	0.52	0.14	0.39	0.53	0.19	0.35	0.85	0.64	0.75	0.83	0.65	0.70	
	RP>02	0.03	0.07	0.07	0.07	0.11	0.11	0.12	0.12	0.1	0.12	0.13	0.12	0.58	0.51	0.49	0.50	0.52	0.54	
	RP>03	0.03	0.07	0.07	0.07	0.11	0.11	0.12	0.12	0.1	0.12	0.13	0.12	0.58	0.51	0.49	0.50	0.52	0.54	
Other	Nominal	RP>01	0.33	0.1	0.38	0.45	0.17	0.44	0.56	0.13	0.39	0.54	0.22	0.44	0.88	0.63	0.76	0.79	0.65	0.70
	RP>01	0.32	0.07	0.32	0.39	0.13	0.41	0.52	0.14	0.39	0.53	0.19	0.35	0.85	0.64	0.75	0.83	0.65	0.70	
	RP>02	0.03	0.07	0.07	0.07	0.11	0.11	0.12	0.12	0.1	0.12	0.13	0.12	0.58	0.51	0.49	0.50	0.52	0.54	
	RP>03	0.03	0.07	0.07	0.07	0.11	0.11	0.12	0.12	0.1	0.12	0.13	0.12	0.58	0.51	0.49	0.50	0.52	0.54	

Table 12: Performance of code generation models against docstring perturbations (worst case passes)

HumanEval-X	Model	InCoder-1B			InCoder-6B			CodeGen-2B-multi			CodeGen-6B-multi			Magicoder-7B			QwenCode		
Perturbation	Metric	Java	CPP	JS	Java	CPP	JS	Java	CPP	JS	Java	CPP	JS	Java	CPP	JS	Java	CPP	JS
Nominal	RP>01	0.01	0.01	0.01	0.01	0.01	0.01	0.01	0.01	0.01	0.01	0.01	0.01	0.01	0.01	0.01	0.01	0.01	0.01
SynonymSubstitution	RP>01	0.01	0.01	0.02	0.02	0.04	0.02	0.05	0.04	0.02	0.04	0.06	0.05	0.36	0.33	0.26	0.16	0.31	0.31
	RR>01	0.5	0.85	0.75	0.78	0.62	0.79	0.65	0.65	0.78	0.72	0.52	0.65	0.43	0.4	0.49	0.7	0.45	0.48
ButterFingersPerturbation	RP>01	0.02	0.07	0.05	0.11	0.06	0.09	0.09	0.08	0.09	0.11	0.07	0.1	0.29	0.23	0.27	0.41	0.27	0.32
	RR>01	0.0	0.02	0.04	0.02	0.05	0.05	0.04	0.04	0.06	0.05	0.04	0.06	0.38	0.34	0.25	0.37	0.29	0.29
ChangeCharCase	RP>01	1.0	0.69	0.5	0.83	0.5	0.53	0.74	0.6	0.67	0.76	0.52	0.61	0.39	0.38	0.51	0.58	0.35	0.52
	RR>01	0.02	0.07	0.05	0.1	0.05	0.06	0.1	0.09	0.07	0.12	0.07	0.09	0.26	0.22	0.3	0.34	0.23	0.35
SynonymInsertion	RP>01	0.0	0.01	0.01	0.02	0.05	0.03	0.04	0.04	0.02	0.04	0.07	0.04	0.36	0.3	0.23	0.37	0.24	0.24
	RR>01	0.75	0.83	0.75	0.78	0.62	0.79	0.65	0.65	0.78	0.72	0.52	0.65	0.43	0.44	0.54	0.64	0.34	0.43
Tense/TransformationFuture	RP>01	0.02	0.08	0.07	0.1	0.06	0.09	0.1	0.09	0.09	0.11	0.05	0.1	0.3	0.24	0.29	0.39	0.23	0.29
	RR>01	0.01	0.03	0.04	0.04	0.06	0.07	0.1	0.06	0.05	0.06	0.07	0.05	0.44	0.41	0.35	0.3	0.39	0.38
BackTranslation	RP>01	0.5	0.62	0.5	0.67	0.38	0.42	0.3	0.5	0.5	0.6	0.48	0.61	0.3	0.24	0.31	0.46	0.31	0.37
	RR>01	0.01	0.06	0.04	0.09	0.04	0.06	0.05	0.06	0.05	0.09	0.06	0.09	0.24	0.13	0.18	0.34	0.19	0.26
SwapCharactersPerturbation	RP>01	0.0	0.02	0.05	0.04	0.07	0.05	0.09	0.07	0.07	0.08	0.07	0.08	0.46	0.42	0.29	0.29	0.43	0.4
	RR>01	1.0	0.69	0.33	0.67	0.25	0.53	0.39	0.45	0.39	0.48	0.43	0.43	0.26	0.25	0.42	0.47	0.25	0.34
WhitespacePerturbation	RP>01	0.02	0.09	0.04	0.07	0.05	0.07	0.07	0.05	0.07	0.07	0.06	0.07	0.2	0.14	0.24	0.29	0.15	0.23
	RR>01	0.0	0.02	0.02	0.01	0.05	0.05	0.07	0.05	0.03	0.04	0.06	0.05	0.41	0.38	0.3	0.3	0.38	0.3
Tense/TransformationPast	RP>01	1.0	0.77	0.75	0.89	0.44	0.58	0.52	0.6	0.72	0.72	0.52	0.61	0.35	0.31	0.41	0.46	0.32	0.51
	RR>01	0.02	0.07	0.05	0.1	0.04	0.08	0.09	0.07	0.08	0.11	0.07	0.09	0.22	0.18	0.22	0.32	0.21	0.33
EnglishInflectionalVariation	RP>01	0.01	0.04	0.04	0.04	0.05	0.06	0.08	0.07	0.07	0.04	0.07	0.06	0.51	0.43	0.37	0.32	0.43	0.38
	RR>01	1.0	0.62	0.75	0.78	0.5	0.74	0.7	0.6	0.72	0.76	0.57	0.7	0.42	0.51	0.5	0.58	0.35	0.52
Function	RP>01	0.02	0.07	0.05	0.1	0.05	0.1	0.1	0.07	0.08	0.12	0.07	0.1	0.27	0.23	0.27	0.34	0.25	0.27
	RR>01	0.0	0.04	0.04	0.04	0.06	0.04	0.06	0.04	0.05	0.04	0.06	0.05	0.48	0.41	0.34	0.35	0.4	0.37
Function	RP>01	1.0	0.54	0.42	0.67	0.5	0.47	0.43	0.45	0.39	0.72	0.48	0.57	0.19	0.21	0.27	0.41	0.25	0.37
	RR>01	0.05	0.05	0.03	0.09	0.05	0.05	0.06	0.07	0.04	0.11	0.06	0.08	0.16	0.14	0.16	0.27	0.16	0.25
Function	RP>01	0.0	0.02	0.04	0.02	0.04	0.06	0.04	0.05	0.04	0.06	0.05	0.06	0.48	0.41	0.34	0.35	0.4	0.37
	RR>01	1.0	0.63	0.36	0.74	0.27	0.55	0.35	0.55	0.35	0.65	0.57	0.57	0.24	0.24	0.34	0.36	0.3	0.39
Function	RP>01	0.02	0.07	0.04	0.09	0.05	0.05	0.1	0.07	0.07	0.1	0.07	0.08	0.21	0.17	0.2	0.27	0.17	0.25

in code prompts. In particular, repairing or normalizing perturbed prompts, especially docstrings, to restore code generation performance remains largely unexplored. This research question investigates whether refining perturbed prompts can recover part of the lost performance, providing actionable insights for practitioners relying on LLMs for reliable code generation.

Approach: We focus on the **DocString** perturbation dataset for this experiment. Our approach is inspired by prior work in natural language processing, where LLMs are used to correct typographical and grammatical errors in English sentences [Coyne et al. \(2023\)](#). Specifically, we select all ten **DocString**-

Table 13: Performance of code generation models against function name perturbations. (worst case passes)

HumanEval-X Verification Normal	Model	InCoder-1B			InCoder-6B			CodeGen-2B-multi			CodeGen-6B-multi			Magicoder7B			QwenCode		
		Metric	Java	CPP	JS	Java	CPP	JS	Java	CPP	JS	Java	CPP	JS	Java	CPP	JS	Java	CPP
RP501	0.02	0.08	0.07	0.11	0.1	0.12	0.14	0.12	0.11	0.15	0.13	0.14	0.63	0.55	0.51	0.55	0.57	0.6	
	RP501	0.01	0.04	0.05	0.06	0.05	0.09	0.05	0.06	0.05	0.09	0.08	0.32	0.41	0.39	0.3	0.47	0.36	
	RR501	0.75	0.54	0.25	0.56	0.38	0.53	0.39	0.55	0.44	0.64	0.33	0.43	0.17	0.24	0.23	0.46	0.17	0.35
FuncRenameSwapChar	RP501	0.02	0.05	0.03	0.07	0.04	0.06	0.05	0.08	0.05	0.1	0.05	0.09	0.11	0.15	0.16	0.29	0.1	0.23
	RP501	0.5	0.01	0.07	0.04	0.06	0.07	0.07	0.03	0.07	0.05	0.06	0.08	0.53	0.44	0.41	0.29	0.49	0.4
	RR501	1.0	0.85	0.08	0.61	0.38	0.42	0.52	0.75	0.39	0.68	0.52	0.43	0.16	0.2	0.18	0.47	0.13	0.34
FuncRenameChangeChar	RP501	0.02	0.09	0.03	0.08	0.04	0.06	0.07	0.09	0.05	0.12	0.08	0.07	0.12	0.16	0.15	0.27	0.12	0.22
	RP501	0.5	0.02	0.04	0.04	0.05	0.07	0.08	0.06	0.04	0.07	0.07	0.08	0.48	0.42	0.37	0.3	0.46	0.42
	RR501	1.0	0.69	0.42	0.67	0.44	0.42	0.43	0.5	0.67	0.56	0.48	0.43	0.24	0.23	0.28	0.46	0.19	0.3
FuncRenameSynonymSub	RP501	0.02	0.07	0.04	0.07	0.04	0.05	0.06	0.07	0.07	0.09	0.06	0.07	0.18	0.14	0.18	0.3	0.13	0.23
	RP501	0.5	0.01	0.05	0.04	0.06	0.06	0.1	0.05	0.07	0.04	0.07	0.08	0.49	0.45	0.37	0.32	0.45	0.41
	RR501	1.0	0.85	0.33	0.61	0.38	0.47	0.26	0.6	0.39	0.72	0.43	0.43	0.22	0.19	0.27	0.42	0.2	0.32
FuncRenameInflectionalVariation	RP501	0.02	0.07	0.02	0.07	0.05	0.07	0.05	0.07	0.05	0.11	0.05	0.06	0.14	0.13	0.17	0.27	0.12	0.22
	RP501	0.5	0.02	0.04	0.02	0.04	0.06	0.09	0.07	0.07	0.04	0.07	0.07	0.51	0.47	0.37	0.29	0.43	0.41
	RR501	1.0	0.69	0.42	0.78	0.62	0.47	0.39	0.4	0.39	0.72	0.48	0.48	0.18	0.14	0.27	0.47	0.25	0.32
FuncRenameButterFinger	RP501	0.02	0.08	0.03	0.09	0.06	0.07	0.05	0.05	0.05	0.11	0.06	0.08	0.12	0.13	0.2	0.3	0.15	0.23
	RP501	0.01	0.04	0.05	0.04	0.07	0.07	0.06	0.07	0.06	0.07	0.07	0.08	0.53	0.45	0.39	0.32	0.44	0.4
	RR501	0.75	0.54	0.25	0.61	0.31	0.42	0.39	0.4	0.44	0.52	0.43	0.43	0.16	0.18	0.23	0.41	0.23	0.33
FuncRenameSnake/CamelCase	RP501	0.02	0.07	0.03	0.08	0.05	0.05	0.05	0.05	0.05	0.08	0.05	0.07	0.13	0.11	0.15	0.3	0.13	0.21
	RP501	0.02	0.07	0.03	0.08	0.05	0.05	0.05	0.05	0.05	0.08	0.05	0.07	0.13	0.11	0.15	0.3	0.13	0.21
	RR501	0.02	0.07	0.03	0.08	0.05	0.05	0.05	0.05	0.05	0.08	0.05	0.07	0.13	0.11	0.15	0.3	0.13	0.21

Table 14: Performance of code generation models against syntax perturbations. (worst case passes)

HumanEval-X Perturbation	Model	InCoder-1B			InCoder-6B			CodeGen-2B-multi			CodeGen-6B-multi			Magicoder7B			QwenCode		
		Metric	Java	CPP	JS	Java	CPP	JS	Java	CPP	JS	Java	CPP	JS	Java	CPP	JS	Java	CPP
Nominal (Partial)	RP501	0.32	0.09	0.37	0.45	0.14	0.44	0.56	0.13	0.39	0.55	0.2	0.44	0.86	0.61	0.74	0.77	0.63	0.68
	RR501	0.25	0.01	0.27	0.28	0.03	0.3	0.36	0.04	0.26	0.29	0.06	0.27	0.58	0.48	0.6	0.66	0.41	0.41
	RD501	0.23	0.86	0.28	0.37	0.78	0.31	0.36	0.67	0.34	0.47	0.69	0.39	0.21	0.21	0.19	0.14	0.35	0.39
VarRenamerNaive	RP501	0.2	0.07	0.12	0.24	0.13	0.13	0.21	0.1	0.13	0.26	0.13	0.21	0.21	0.18	0.19	0.39	0.3	0.33
	RR501	0.27	0.02	0.27	0.32	0.05	0.28	0.37	0.06	0.25	0.3	0.07	0.28	0.7	0.53	0.62	0.63	0.46	0.52
	RD501	0.17	0.79	0.26	0.29	0.61	0.36	0.35	0.52	0.36	0.44	0.62	0.36	0.19	0.13	0.17	0.28	0.23	0.23
ForWhileTransformer	RP501	0.18	0.08	0.11	0.21	0.11	0.16	0.21	0.09	0.15	0.24	0.12	0.2	0.21	0.14	0.19	0.35	0.25	0.29
	RR501	0.24	0.02	0.23	0.27	0.04	0.28	0.38	0.07	0.24	0.33	0.1	0.26	0.68	0.52	0.56	0.68	0.42	0.39
	RD501	0.25	0.71	0.38	0.38	0.7	0.36	0.53	0.43	0.39	0.4	0.47	0.42	0.21	0.15	0.25	0.11	0.34	0.43
OperandSwap	RP501	0.21	0.09	0.16	0.22	0.12	0.16	0.2	0.09	0.18	0.22	0.1	0.22	0.2	0.14	0.23	0.29	0.29	0.34
	RR501	0.28	0.02	0.27	0.32	0.07	0.33	0.38	0.07	0.23	0.34	0.09	0.28	0.64	0.54	0.65	0.62	0.49	0.5
	RD501	0.13	0.71	0.26	0.27	0.52	0.25	0.33	0.43	0.41	0.38	0.53	0.36	0.26	0.11	0.12	0.19	0.22	0.27
DeadCodeInserter	RP501	0.2	0.09	0.11	0.17	0.11	0.11	0.2	0.09	0.16	0.21	0.13	0.2	0.22	0.15	0.14	0.37	0.21	0.27
	RR501	0.94	0.01	0.09	0.05	0.01	0.1	0.07	0.01	0.07	0.07	0.02	0.1	0.04	0.13	0.09	0.03	0.12	0.07
	RD501	0.89	0.93	0.75	0.89	0.91	0.76	0.87	0.95	0.83	0.88	0.88	0.78	0.96	0.78	0.88	0.96	0.81	0.9
VarRenamerCB	RR501	0.3	0.08	0.28	0.4	0.13	0.24	0.49	0.12	0.32	0.48	0.17	0.37	0.82	0.48	0.66	0.74	0.51	0.62
	RP501	0.26	0.02	0.28	0.3	0.06	0.32	0.36	0.04	0.23	0.35	0.07	0.26	0.66	0.48	0.65	0.65	0.42	0.44
	RD501	0.19	0.79	0.25	0.33	0.57	0.26	0.36	0.71	0.42	0.36	0.66	0.4	0.23	0.21	0.13	0.16	0.34	0.36
VarRenamerCB	RP501	0.22	0.08	0.1	0.22	0.13	0.12	0.21	0.09	0.16	0.21	0.13	0.23	0.22	0.2	0.16	0.4	0.29	0.28
	RR501	0.22	0.08	0.1	0.22	0.13	0.12	0.21	0.09	0.16	0.21	0.13	0.23	0.22	0.2	0.16	0.4	0.29	0.28
	RD501	0.22	0.08	0.1	0.22	0.13	0.12	0.21	0.09	0.16	0.21	0.13	0.23	0.22	0.2	0.16	0.4	0.29	0.28

Table 15: Performance of code generation models against format perturbations (worst case passes).

HumanEval-X Perturbation	Model	InCoder-1B			InCoder-6B			CodeGen-2B-multi			CodeGen-6B-multi			Magicoder7B			QwenCode		
		Metric	Java	CPP	JS	Java	CPP	JS	Java	CPP	JS	Java	CPP	JS	Java	CPP	JS	Java	CPP
Nominal (Partial)	RP501	0.32	0.09	0.37	0.45	0.14	0.44	0.56	0.13	0.39	0.55	0.2	0.44	0.86	0.61	0.74	0.77	0.63	0.68
	RP501	0.01	0.02	0.26	0.39	0.06	0.33	0.02	0.07	0.29	0.03	0.09	0.27	0.77	0.49	0.39	0.7	0.49	0.49
	RR501	0.98	0.71	0.3	0.12	0.57	0.25	0.97	0.43	0.31	0.94	0.56	0.37	0.1	0.19	0.21	0.09	0.22	0.29
	RR501	0.32	0.07	0.13	0.07	0.08	0.12	0.54	0.07	0.15	0.52	0.11	0.18	0.11	0.14	0.21	0.15	0.18	0.26
doc2comments	RP501	0.11	0.01	0.36	0.2	0.05	0.02	0.34	0.09	0.36	0.38	0.1	0.4	0.79	0.52	0.72	0.48	0.52	0.73
	RP501	0.66	0.86	0.03	0.55	0.65	0.94	0.4	0.33	0.08	0.3	0.47	0.1	0.08	0.14	0.03	0.37	0.17	-0.06
	RR501	0.23	0.07	0.05	0.24	0.12	0.41	0.23	0.05	0.08	0.18	0.1	0.08	0.09	0.13	0.11	0.34	0.11	0.2
	RR501	0.23	0.02	0.15	0.3	0.06	0.34	0.45	0.07	0.23	0.35	0.1	0.18	0.77	0.52	0.68	0.8	0.5	0.51
new_lines	RD501	0.3	0.71	0.61	0.32	0.57	0.22	0.2	0.43	0.41	0.36	0.47	0.6	0.11	0.15	0.09	-0.04	0.21	0.26
	RP501	0.13	0.07	0.24	0.16	0.1	0.11	0.12	0.07	0.21	0.2	0.1	0.29	0.1	0.13	0.1	0.18	0.16	0.23
	RP501	0.26	0.02	0.2	0.39	0.06	0.38	0.51	0.09	0.32	0.45	0.12	0.23	0.81	0.51	0.71	0.68	0.52	0.57
	RD501	0.21	0.71	0.46	0.12	0.57	0.14	0.1	0.29	0.17	0.18	0.38	0.47	0.06	0.16	0.05	0.12	0.17	0.17
new_line_afterdoc	RP501	0.1	0.06	0.18	0.1	0.09	0.06	0.08	0.04	0.1	0.11	0.07	0.23	0.06	0.11	0.07	0.15	0.11	0.18
	RP501	0.19	0.02	0.18	0.35	0.05	0.34	0.41	0.07	0.2	0.42	0.1	0.2	0.76	0.52	0.62	0.77	0.54	0.45
	RD501	0.42	0.71	0.51	0.21	0.61	0.22	0.26	0.43	0.5	0.23	0.5	0.54	0.12	0.14	0.16	-0.01	0.14	0.34
	RR501	0.17	0.07	0.2	0.14	0.09	0.11	0.16	0.05	0.23	0.14	0.11	0.27	0.12	0.13	0.15	0.2	0.15	0.26
new_line_aftercode	RP501	0.12	0.03	0.34	0.08	0.01	0.1	0.48	0.08	0.32	0.43	0.12	0.38	0.81	0.48	0.71	0.73	0.49	0.57
	RP501	0.64	0.86	0.03	0.54	0.63	0.98	0.4	0.33	0.12	0.22	0.41	0.1	0.08	0.14	0.03	0.37	0.17	-0.06
	RR501	0.21	0.05	0.05	0.37	0.06	0.05	0.1	0.06	0.11	0.12	0.09	0.13	0.07	0.16	0.07	0.24	0.15	0.25

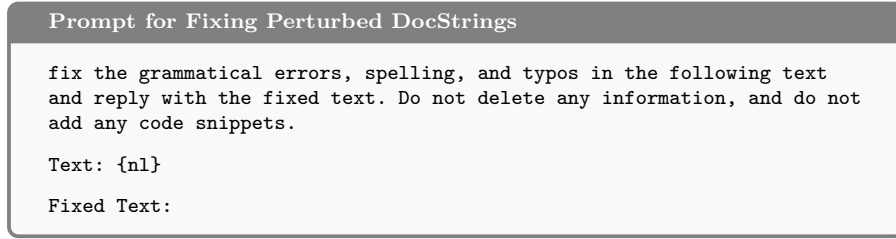


Fig. 9: Prompt used for repairing perturbed docstrings.

perturbed subsets from our dataset and employ the **Magicoder-7B** model to fix the prompts. We choose **Magicoder** because it is instruction-tuned and capable of performing multi-purpose tasks among our evaluated models.

For each sample, we first parse and extract the DocString from the perturbed prompt. The extracted DocString is then passed to the **Magicoder-7B** model using the instruction provided in Figure 9 to correct grammatical errors, spelling mistakes, and textual inconsistencies. After obtaining the fixed docstring, we reconstruct the prompt by reintegrating the corrected natural language portion with the original code context. Finally, the reconstructed fixed prompt is used to regenerate the code using the same **Magicoder-7B** model. The performance of this fixed-prompt generation is then compared against the baseline perturbed-prompt results to assess whether prompt correction helps mitigate the robustness drop observed in RQ1.

Results: Figure 10 summarizes the performance changes for each language under different perturbations. The three plots compare results across C++, Java, and JavaScript. In each plot, the y-axis lists the ten docString perturbations. For each perturbation, three bars represent the Pass@5 (%) scores for the nominal, perturbed, and fixed prompts. Blue and green indicate the percentage of samples that passed under the perturbed and fixed prompts, respectively. Orange represents samples that passed under perturbation but failed after the fix, while red represents samples that failed under perturbation but passed after being fixed by the LLM.

Overall, the results show that the pre-processing step helps recover part of the robustness loss, particularly for surface-level (syntactic) perturbations, while its effectiveness diminishes for deeper, semantic transformations.

- **C++**. The model achieves moderate recovery after perturbations, particularly for syntactic changes. Across perturbations, the mean Pass@5 for newly fixed cases (i.e., failed before but passed after pre-processing) is **6.4%**, reaching up to **11.6%** improvement in the best case. However, semantic perturbations continue to cause failures, with an average of **4.3%** of cases newly failing. The stable proportion of already passed cases (**33.1%**) indicates that rewriting neither significantly harms nor improves unaffected samples.

- **Java.** The same overall trend is observed, but with smaller gains. Newly fixed cases average **7.4%**, peaking at **12.2%**. Meanwhile, newly failed cases average **5.8%**, indicating that in some instances rewriting introduces additional errors. Overall, Java exhibits the narrowest recovery range, suggesting that the rewriting strategy is least effective for this language.
- **JavaScript.** The strongest recovery is observed for JavaScript, where newly fixed cases average **11.7%**, reaching up to **16.5%**. Newly failed cases remain relatively low (**4.6%** on average), and the rewriting process does not cause notable regressions. This implies that while the model cannot fully resolve semantic ambiguity, the rewriting step effectively restores syntactic robustness without destabilizing prior successes.

Summary of Findings. From the results this following findings are emerged.

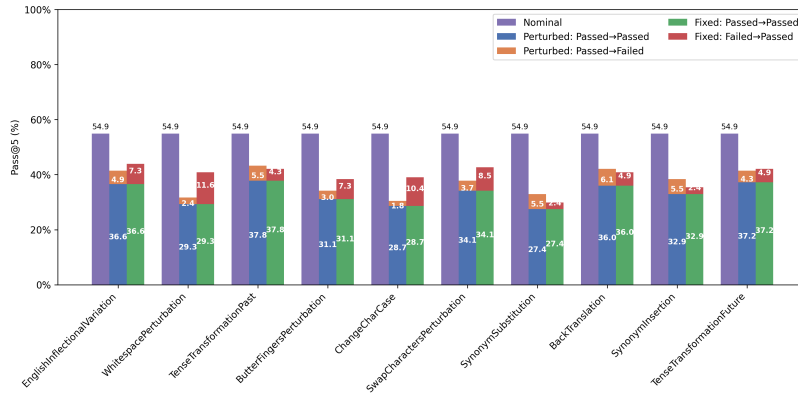
- (1) Rewriting perturbed prompts yields only partial recovery: Magicoder-7B’s pre-processing improves Pass@5 for simple syntactic/noise changes (e.g. formatting fixes) but has almost no effect on deeper semantic edits.
- (2) Effectiveness varies by language: prompt-fixing recovers $\tilde{11.7\%}$ of failed cases in JavaScript on average (peaking at 16.5%), versus $\tilde{7.4\%}$ in Java (max 12.2%) and $\tilde{6.4\%}$ in C++ (max 11.6%).
- (3) New failures are rare: the rewriting step introduces additional errors in only about 4-6% of cases (e.g. $\tilde{4.3\%}$ for C++, $\tilde{5.8\%}$ for Java, $\tilde{4.6\%}$ for JavaScript), and it generally does not alter prompts that already passed.
- (4) Overall, automated prompt-fixing yields modest gains limited to trivial noise and often fails on semantic perturbations, making it an unreliable robustness strategy.

6 Lessons Learned

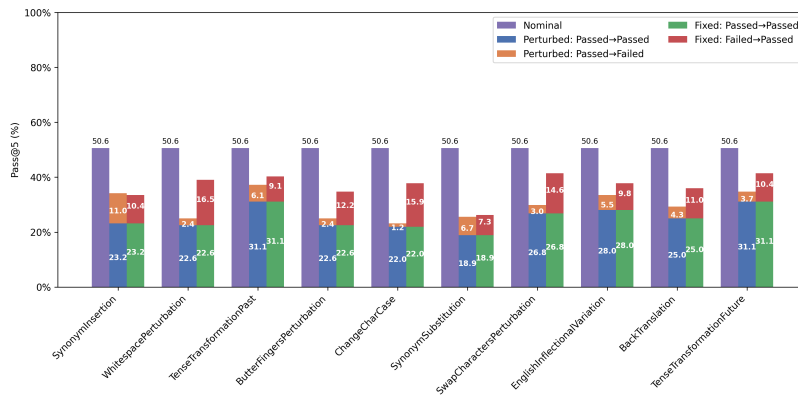
Our multi-language analysis of LLM robustness provides several key takeaways for different stakeholders in the software engineering and machine learning communities.

For Developers and Model Users (Practitioners)

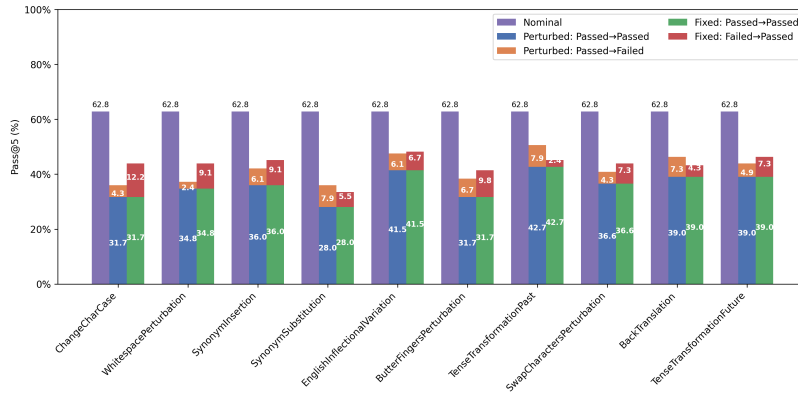
- **Robustness is not guaranteed with a high correct rate of LLM-generated code.** *RQ1 reveals: Even models with high nominal accuracy can fail catastrophically under small, semantics-preserving prompt changes.* Even when a model performs well on nominal prompts, it can still be highly vulnerable to small, semantics-preserving perturbations. For instance, in the stronger models such as Magicoder and QwenCode, Java achieves the highest success rates under nominal prompts, yet it also suffers the largest robustness drops compared to C++ and JavaScript, once minor prompt



(a) C++



(b) JavaScript



(c) Java

Fig. 10: Pass@5 scores for nominal, perturbed, and fixed prompts across three languages using the Magicoder-7B model.

modifications are introduced. This pattern reveals a key cross-language issue: languages with higher nominal performance may in fact be more brittle, while with high correctness model can suffer robustness issue. These results show that high accuracy can conceal fragility, making robust testing across languages essential.

- **LLM-powered code generation is more fragile to semantic naming and documentation changes than formatting.** *RQ1 reveals: Perturbing function names or docstrings often induces failures, indicating that LLMs rely heavily on these cues as semantic anchors.* This implies models rely heavily on these natural language cues as semantic anchors. Developers should be advised to use clear and meaningful function names and docstrings when leveraging LLMs for code generation, as unclear, mismatched, or slightly modified names or documentation can mislead the model into producing incorrect or non-functional code. or even slightly modified function names or docstrings with typos can mislead the model into generating incorrect or non-functional code.

For LLM Designers (Model Builders)

- **Robustness requires more than just scaling.** *RQ1 reveals: Increasing model size does not consistently improve robustness; in some cases, larger models were actually less robust to perturbations than smaller ones.* In several cases, larger models underperformed smaller ones when exposed to perturbed prompts. This suggests that robustness is not a byproduct of scale, but rather a distinct capability that requires targeted training strategies, diverse input exposure, and explicit design considerations.
- **Cross-language robustness must be evaluated independently.** *RQ1 reveals: The same model’s robustness varies greatly by language: Java was usually the most resilient and C++ the most fragile under perturbations.* Our results show that robustness can vary substantially across programming languages, even when using the same model. This highlights the importance of assessing robustness on a per-language basis rather than assuming that performance in one language will generalize to others.
- **Each programming language has its own patterns of robustness drops.** *RQ2 reveals: Semantically equivalent input perturbations produced very different failure patterns across languages.* Our findings from RQ2 shows that semantically equivalent perturbations cause very different failure patterns across languages. Because these perturbations change only surface form, not meaning, such language-dependent drops indicate that models are more sensitive to surface-level cues for some languages. This motivates the need for language-specific diagnostics to identify where and why models fail differently across programming languages.

For Academia Researchers

- **Evaluation benchmarks must move beyond Python.** *RQ1 reveals: Robust drop varies across languages, whereas prior Python-only work reported uniform patterns.* Our work shows that robustness varies substantially across programming languages, whereas prior work Wang et al. (2022) based solely on Python reported relatively consistent robustness patterns across perturbation types within a single language. In contrast, our multilingual results reveal that the magnitude and distribution of robustness drops differ across languages (e.g., Java is more resilient, while C++ degrades more sharply). This comparison indicates that Python-only evaluations may mask language-specific vulnerabilities. These findings motivate the need for community efforts to develop multilingual robustness benchmarks that capture the broader challenges faced by LLMs in real code-generation settings.
- **Robustness benchmarks must test diverse perturbation types** *RQ1 reveals: Semantic and formatting perturbations are at least as effective as syntactic perturbations at causing failures* Our findings validate the approach of the Recode framework, showing that semantic and format perturbations are just as, if not more, effective at causing failures as standard syntactic noise across multiple languages. While HumanEval and EvalPlus show similar robustness trends, EvalPlus consistently exposes more failures due to its stronger test cases. This underscores the need for robustness benchmarks that combine varied perturbations with comprehensive test suites. Future research should continue to build and refine these comprehensive robustness benchmarks
- **Failure analysis should go beyond pass/fail metrics.** *RQ2 reveals: Analyzing only pass/fail rates misses why failures occur; feature-level metrics (e.g. prompt-change, code dissimilarity) provide deeper insight into failure causes.* Failure analysis should not rely only on overall pass/fail rates, because these metrics reveal whether a model fails but not why it fails. Our RQ2 analysis shows that examining additional measurable properties, such as how much a perturbation changes the prompt, how the generated code differs from the canonical solution, and which features correlate with failure provides deeper insight into the underlying causes of robustness breakdowns. By analyzing these attribute-level factors, we can identify specific weaknesses, such as sensitivity to surface-level changes or dependence on certain structures. This demonstrates the value of incorporating structured, feature-based analyses alongside pass/fail outcomes, and we encourage future work to adopt such methods to better explain the sources of model failures rather than only recording their occurrence.
- **Automated prompt-fixing is not a reliable solution.** *RQ3 reveals: Using an LLM to auto-correct a perturbed prompt rarely restores original performance.* Although the NLP community has proposed prompt-repair techniques to address LLM robustness, our findings suggest that these techniques (Ye et al., 2020; Ji et al., 2024) do not transfer well to code generation because of their limitations to security vulnerabilities. In our RQ3

experiments, using an LLM to fix perturbed prompts offered only minor improvement for simple syntactic changes (e.g., whitespace) and failed for semantic perturbations such as back-translation, sometimes even degrading performance.

7 Threats to Validity

Internal Validity: Threats to internal validity indicate the internal factors that may affect the result. For this work, generating the same codes from the same prompt each time by the code generation model can introduce biases into the result. To eliminate this, we generate 5 perturbed datasets from the original dataset, and all are used to mitigate the randomness of the code generation model. We run the whole process for all 28 perturbed datasets, 5 times each. Besides, the dataset we used is a public benchmark, and we have no control over it, which could impact the result.

External Validity: Threats to external validity indicate outside effects other than the codes and used dataset. In this work as we use three code generation models and the human-eval-x dataset, which consists of datasets for multiple languages. The dataset and model, which could introduce bias for a limited number of models. However, we prepared our approach in a generic way that could be used for other languages and other datasets also to mitigate this threat.

8 Conclusion and Future Work

This paper addresses the demand for a comparative study on the robustness of code generation models across multiple popular programming languages, including Java, C++, and JavaScript. Building upon the foundation of ReCode, which primarily focuses on Python, we extend our work to encompass these languages. Through our research, we adapt 29 distinct types of perturbations from ReCode within four scopes of the prompt. Our investigation yields intriguing findings, which we present in this paper. Notably, we observe that code generation models exhibit varying behaviors across different programming languages and in response to different perturbations. The inherent characteristics of the programming languages have a notable impact on the models’ performance. However, conducting such black box experiments comes with significant computational costs. Therefore, as a future endeavor, we aim to explore white box strategies to enhance the robustness analysis of code generation models.

References

Ahmad WU, Chakraborty S, Ray B, Chang KW (2021) Unified pre-training for program understanding and generation. arXiv preprint arXiv:210306333

- Austin J, Odena A, Nye M, Bosma M, Michalewski H, Dohan D, Jiang E, Cai C, Terry M, Le Q, et al. (2021) Program synthesis with large language models. arXiv preprint arXiv:210807732
- Brown T, Mann B, Ryder N, Subbiah M, Kaplan JD, Dhariwal P, Neelakantan A, Shyam P, Sastry G, Askell A, et al. (2020) Language models are few-shot learners. *Advances in neural information processing systems* 33:1877–1901
- Chakraborty S, Ahmed T, Ding Y, Devanbu PT, Ray B (2022) Natgen: generative pre-training by “naturalizing” source code. In: *Proceedings of the 30th ACM Joint European Software Engineering Conference and Symposium on the Foundations of Software Engineering*, pp 18–30
- Chen M, Tworek J, Jun H, Yuan Q, Pinto HPdO, Kaplan J, Edwards H, Burda Y, Joseph N, Brockman G, et al. (2021) Evaluating large language models trained on code. arXiv preprint arXiv:210703374
- Chib S, Greenberg E (1995) Understanding the metropolis-hastings algorithm. *The american statistician* 49(4):327–335
- Coyne S, Sakaguchi K, Galvan-Sosa D, Zock M, Inui K (2023) Analyzing the performance of gpt-3.5 and gpt-4 in grammatical error correction. arXiv preprint arXiv:230314342
- Dhole KD, Gangal V, Gehrmann S, Gupta A, Li Z, Mahamood S, Mahendiran A, Mille S, Shrivastava A, Tan S, et al. (2021) Nl-augmenter: A framework for task-sensitive natural language augmentation. arXiv preprint arXiv:211202721
- Feng Z, Guo D, Tang D, Duan N, Feng X, Gong M, Shou L, Qin B, Liu T, Jiang D, et al. (2020) Codebert: A pre-trained model for programming and natural languages. arXiv preprint arXiv:200208155
- Fried D, Aghajanyan A, Lin J, Wang S, Wallace E, Shi F, Zhong R, Yih Wt, Zettlemoyer L, Lewis M (2022) InCoder: A generative model for code infilling and synthesis. arXiv preprint arXiv:220405999
- Gao J, Lanchantin J, Soffa ML, Qi Y (2018) Black-box generation of adversarial text sequences to evade deep learning classifiers. In: *2018 IEEE Security and Privacy Workshops (SPW)*, IEEE, pp 50–56
- Goodfellow IJ, Shlens J, Szegedy C (2014) Explaining and harnessing adversarial examples. arXiv preprint arXiv:14126572
- Hui B, Yang J, Cui Z, Yang J, Liu D, Zhang L, Liu T, Zhang J, Yu B, Lu K, et al. (2024) Qwen2. 5-coder technical report. arXiv preprint arXiv:240912186
- Iyyer M, Wieting J, Gimpel K, Zettlemoyer L (2018) Adversarial example generation with syntactically controlled paraphrase networks. arXiv preprint arXiv:180406059
- Jha A, Reddy CK (2022) Codeattack: Code-based adversarial attacks for pre-trained programming language models. arXiv preprint arXiv:220600052
- Ji J, Hou B, Robey A, Pappas GJ, Hassani H, Zhang Y, Wong E, Chang S (2024) Defending large language models against jailbreak attacks via semantic smoothing. arXiv preprint arXiv:240216192
- Jin D, Jin Z, Zhou JT, Szolovits P (2020) Is bert really robust? a strong baseline for natural language attack on text classification and entailment.

- In: Proceedings of the AAAI conference on artificial intelligence, vol 34, pp 8018–8025
- Kurakin A, Goodfellow IJ, Bengio S (2018) Adversarial examples in the physical world. In: Artificial intelligence safety and security, Chapman and Hall/CRC, pp 99–112
- Li J, Ji S, Du T, Li B, Wang T (2018) Textbugger: Generating adversarial text against real-world applications. arXiv preprint arXiv:181205271
- Li J, Rabbi F, Cheng C, Sangalay A, Tian Y, Yang J (2024a) An exploratory study on fine-tuning large language models for secure code generation. arXiv preprint arXiv:240809078
- Li J, Sangalay A, Cheng C, Tian Y, Yang J (2024b) Fine tuning large language model for secure code generation. In: Proceedings of the 2024 IEEE/ACM First International Conference on AI Foundation Models and Software Engineering, pp 86–90
- Li L, Ma R, Guo Q, Xue X, Qiu X (2020) Bert-attack: Adversarial attack against bert using bert. arXiv preprint arXiv:200409984
- Li Z, Specia L (2019) Improving neural machine translation robustness via data augmentation: Beyond back translation. arXiv preprint arXiv:191003009
- Lin F, Kim DJ, Chen T (2024) Soen-101: Code generation by emulating software process models using large language model agents. arXiv preprint arXiv:240315852
- Ling L, Rabbi F, Wang S, Yang J (2025) Bias unveiled: Investigating social bias in llm-generated code. In: Proceedings of the AAAI Conference on Artificial Intelligence, vol 39, pp 27491–27499
- Liu J, Xia CS, Wang Y, Zhang L (2023) Is your code generated by chatgpt really correct? rigorous evaluation of large language models for code generation. arXiv preprint arXiv:230501210
- Lu S, Guo D, Ren S, Huang J, Svyatkovskiy A, Blanco A, Clement C, Drain D, Jiang D, Tang D, et al. (2021) Codexglue: A machine learning benchmark dataset for code understanding and generation. arXiv preprint arXiv:210204664
- Mastropaolo A, Pascarella L, Guglielmi E, Ciniselli M, Scalabrino S, Oliveto R, Bavota G (2023) On the robustness of code generation techniques: An empirical study on github copilot. In: Proceedings of the 45th International Conference on Software Engineering, IEEE Press, ICSE '23, p 2149–2160, DOI 10.1109/ICSE48619.2023.00181, URL <https://doi.org/10.1109/ICSE48619.2023.00181>
- Miller GA (1995) Wordnet: a lexical database for english. Communications of the ACM 38(11):39–41
- Moosavi-Dezfooli SM, Fawzi A, Frossard P (2016) Deepfool: a simple and accurate method to fool deep neural networks. In: Proceedings of the IEEE conference on computer vision and pattern recognition, pp 2574–2582
- Naik A, Ravichander A, Sadeh N, Rose C, Neubig G (2018) Stress test evaluation for natural language inference. arXiv preprint arXiv:180600692
- Nijkamp E, Pang B, Hayashi H, Tu L, Wang H, Zhou Y, Savarese S, Xiong C (2022) Codegen: An open large language model for code with multi-turn

- program synthesis. arXiv preprint arXiv:220313474
- Papernot N, McDaniel P, Jha S, Fredrikson M, Celik ZB, Swami A (2016a) The limitations of deep learning in adversarial settings. In: 2016 IEEE European symposium on security and privacy (EuroS&P), IEEE, pp 372–387
- Papernot N, McDaniel P, Swami A, Harang R (2016b) Crafting adversarial input sequences for recurrent neural networks. In: MILCOM 2016-2016 IEEE Military Communications Conference, IEEE, pp 49–54
- Ren S, Guo D, Lu S, Zhou L, Liu S, Tang D, Sundaresan N, Zhou M, Blanco A, Ma S (2020) Codebleu: a method for automatic evaluation of code synthesis. arXiv preprint arXiv:200910297
- Saha SK, Rabbi F, Wang S, Yang J (2024) Specification-driven code translation powered by large language models: How far are we? arXiv preprint arXiv:241204590
- Samanta S, Mehta S (2017) Towards crafting text adversarial samples. arXiv preprint arXiv:170702812
- Song K, Tan X, Qin T, Lu J, Liu TY (2020) MpNet: Masked and permuted pre-training for language understanding. *Advances in Neural Information Processing Systems* 33:16857–16867
- Sugiyama A, Yoshinaga N (2019) Data augmentation using back-translation for context-aware neural machine translation. In: *Proceedings of the Fourth Workshop on Discourse in Machine Translation (DiscoMT 2019)*, pp 35–44
- Szegedy C, Zaremba W, Sutskever I, Bruna J, Erhan D, Goodfellow I, Fergus R (2013) Intriguing properties of neural networks. arXiv preprint arXiv:13126199
- Wan Y, He Y, Bi Z, Zhang J, Sui Y, Zhang H, Hashimoto K, Jin H, Xu G, Xiong C, Yu PS (2022) Naturalcc: An open-source toolkit for code intelligence. In: *Proceedings of 44th International Conference on Software Engineering, Companion Volume*, ACM
- Wang B, Komatsuzaki A (2021) GPT-J-6B: A 6 Billion Parameter Autoregressive Language Model. <https://github.com/kingoflolz/mesh-transformer-jax>
- Wang S, Li Z, Qian H, Yang C, Wang Z, Shang M, Kumar V, Tan S, Ray B, Bhatia P, et al. (2022) Recode: Robustness evaluation of code generation models. arXiv preprint arXiv:221210264
- Wang S, Li Z, Qian H, Yang C, Wang Z, Shang M, Kumar V, Tan S, Ray B, Bhatia P, Nallapati R, Ramanathan MK, Roth D, Xiang B (2023) Recode: Robustness evaluation of code generation models. In: Rogers A, Boyd-Graber JL, Okazaki N (eds) *Proceedings of the 61st Annual Meeting of the Association for Computational Linguistics (Volume 1: Long Papers)*, ACL 2023, Toronto, Canada, July 9-14, 2023, Association for Computational Linguistics, pp 13818–13843, URL <https://aclanthology.org/2023.acl-long.773>
- Wei Y, Wang Z, Liu J, Ding Y, Zhang L (2023) Magicoder: Empowering code generation with oss-instruct. arXiv preprint arXiv:231202120
- Ye M, Gong C, Liu Q (2020) Safer: A structure-free approach for certified robustness to adversarial word substitutions. arXiv preprint arXiv:200514424

- Zheng Q, Xia X, Zou X, Dong Y, Wang S, Xue Y, Wang Z, Shen L, Wang A, Li Y, et al. (2023) Codegeex: A pre-trained model for code generation with multilingual evaluations on humaneval-x. arXiv preprint arXiv:230317568
- Zhou Y, Zhang X, Shen J, Han T, Chen T, Gall H (2022) Adversarial robustness of deep code comment generation. *ACM Transactions on Software Engineering and Methodology (TOSEM)* 31(4):1–30
- Zhuo TY, Li Z, Huang Y, Li YF, Wang W, Haffari G, Shiri F (2023) On robustness of prompt-based semantic parsing with large pre-trained language model: An empirical study on codex. arXiv preprint arXiv:230112868