

Finite-Sample Properties of Generalized Ridge Estimators in Nonlinear Models

Masamune Iwasawa*

September 25, 2025

Abstract

This paper addresses the longstanding challenge of analyzing the mean squared error (MSE) of ridge-type estimators in nonlinear models, including duration, Poisson, and multinomial choice models, where theoretical results have been scarce. Using a finite-sample approximation technique from the econometrics literature, we derive new results showing that the generalized ridge maximum likelihood estimator (MLE) with a sufficiently small penalty achieves lower finite-sample MSE for both estimation and prediction than the conventional MLE, regardless of whether the hypotheses incorporated in the penalty are valid. A key theoretical contribution is to demonstrate that generalized ridge estimators generate a variance–bias trade-off in the first-order MSE of nonlinear likelihood-based models—a feature absent for the conventional MLE—which enables ridge-type estimators to attain smaller MSE when the penalty is properly selected. Extensive simulations and an empirical application to the estimation of marginal mean and quantile treatment effects further confirm the superior performance and practical relevance of the proposed method.

JEL Classification: C13; C18; C25

*Doshisha University, 602-8580 Karasuma-higashi-iru, Imadegawa-dori, Kamigyo-ku, Kyoto-shi,
Email: miwasawa@mail.doshisha.ac.jp

Keywords: Finite-Sample Properties, Generalized Ridge Estimation, Mean Squared Error, Multinomial Choice Models, Nonlinear likelihood Models, Penalized Maximum Likelihood

1 Introduction

Parameter estimation can exhibit large mean squared error (MSE), even when consistent estimators are employed and the sample size is substantial. For example, the maximum likelihood estimator (MLE) has sizable MSE in duration models with high censoring (Andersen et al. 1996), in Poisson models with excess zeros (Lambert 1992), and in discrete choice models with rarely chosen categories (de Jong et al. 2019). Such difficulties arise in diverse fields, including transportation, medicine, political science, and economics.

This paper demonstrates that ridge estimators can alleviate these problems. Ridge methods were originally introduced to stabilize estimation in settings with multicollinearity (i.e., high correlations among explanatory variables) and high dimensionality (i.e., a large number of explanatory variables) (Hoerl and Kennard 1970; Hemmerle 1975). However, their usefulness extends beyond such contexts: ridge is also effective in reducing finite-sample MSE, as shown theoretically for linear models by Theobald (1974).

Yet theoretical justification beyond the linear case remains limited. We fill this gap by analyzing the finite-sample properties of generalized ridge MLEs for a broad class of nonlinear models, deliberately excluding settings where the conventional MLE is ill-defined due to multicollinearity or high dimensionality.

Finite-sample analysis is challenging in nonlinear models because the MLE is only implicitly defined via the score and Hessian, involving intermediate quantities—values between the estimator and the true parameter—that depend on the entire dataset. This dependence prevents an explicit representation and makes its exact MSE difficult to evaluate. The ridge penalty introduces further complications.

We address these challenges by extending the higher-order expansion technique of Rilstone et al. (1996) to generalized ridge MLEs, deriving second-order bias and first-order MSE. Our results show that generalized ridge MLEs dominate conventional MLEs in terms of first-order MSE of estimation and prediction for sufficiently small penalty values, irrespective of whether

the ridge hypothesis is correct.

The key mechanism, revealed through our finite-sample approximations, is that the generalized ridge MLE generates a variance–bias trade-off in its first-order MSE. While the conventional MLE has no first-order bias term, the ridge estimator introduces an additional first-order bias that increases with the penalty parameter. At the same time, ridge shrinkage reduces the variance component, and this reduction can outweigh the added bias, yielding a smaller first-order MSE. This mechanism explains why ridge regularization can outperform the MLE in nonlinear likelihood-based models when penalty parameter is chosen appropriately.

We further illustrate the method with simulation studies and an empirical application on the effects of maternal smoking intensity during pregnancy on birth weight. The evidence underscores the robustness and practical usefulness of generalized ridge MLEs when data are limited or hypotheses imperfect.

The remainder of the paper is organized as follows. Section 2 reviews related work. Section 3 introduces the estimator. Section 4 presents finite-sample approximations of bias and MSE. Section 5 provides practical guidance, derived from the theoretical analyses, on applying the generalized ridge MLE in empirical settings. Section 6 reports simulations, Section 7 illustrates the method empirically, and Section 8 concludes.

2 Related Literature

The theoretical justification of the low-MSE property of ridge estimators in nonlinear models is scarce. For binary logit models with a single categorical regressor, Le Cessie and Van Houwelingen (1992) and Blagus and Goeman (2020) show that ridge can outperform the MLE in terms of estimation and prediction. Their focus, however, differs from ours: they evaluate the sum of parameter-wise MSEs and rely on asymptotic analysis, whereas we study the full MSE matrix under finite samples. More broadly, we contribute by analyzing generalized ridge MLEs in nonlinear models with both continuous and discrete covariates.

Alternative approaches to large-MSE problems in empirical work include model-based inflation processes and bias correction. The former introduces parametric structures, such as zero-inflated Poisson (Lambert 1992) and related variants (Brooks et al. 2012; Cai et al. 2021),

but requires model-specific development and strong assumptions. The latter employs higher-order expansions to correct the bias of the MLE (e.g. Chen and Giles 2012; Hahn et al. 2024), yet bias correction often increases variance and can yield larger finite-sample MSE (see Shao and Tu 1995).

Shrinkage estimators such as ridge offer a different solution, with advantages of broad applicability and no additional parametric restrictions. While ridge has long been known to reduce MSE in linear models (Theobald 1974), its finite-sample properties in nonlinear models have remained unexplored. Our study addresses this gap.

Methodologically, we extend the iterative expansion approach of Rilstone et al. (1996) to generalized ridge estimators. This framework, previously applied to bias corrections for method-of-moments estimators and MLEs (e.g. Bao and Ullah 2007; Yang 2015; Hahn et al. 2024), is here used for the first time to investigate finite-sample MSE reductions through ridge regularization. We refer to these as finite-sample approximations since, unlike asymptotic bias and variance, the resulting expressions explicitly depend on the fixed sample size.

3 Generalized Ridge Estimator

Let $\{\mathbf{Z}_i\}_{i=1}^N$ be independent and identically distributed (i.i.d.) observations with density $f(\mathbf{Z}_i; \boldsymbol{\theta})$, where $\boldsymbol{\theta} \in \Theta \subset \mathbb{R}^p$. Depending on the application, f may denote either an unconditional density of \mathbf{Z}_i or a conditional density of the outcome given covariates. For notational simplicity, we use the notation $f(\mathbf{Z}_i; \boldsymbol{\theta})$ in both cases. We assume that the true distribution of \mathbf{Z}_i is given by $f(\mathbf{Z}_i; \boldsymbol{\theta}_0)$ for some $\boldsymbol{\theta}_0 \in \Theta$. Define the log-likelihood as

$$L_N(\boldsymbol{\theta}) = N^{-1} \sum_{i=1}^N \log f(\mathbf{Z}_i; \boldsymbol{\theta}).$$

The generic MLE $\hat{\boldsymbol{\theta}}$ maximizes $L_N(\boldsymbol{\theta})$, and in nonlinear models it is implicitly defined through the score and Hessian, without a closed form.

The use of ridge-type penalties in likelihood-based estimation has been studied in various contexts; see, for example, Schaefer (1986) and Le Cessie and Van Houwelingen (1992). In the linear regression literature, the term "generalized ridge" typically refers to estimators that allow

for flexible penalty matrices (see, e.g., Hoerl and Kennard 1970; Hemmerle 1975). We adopt the same terminology here and define the generalized ridge maximum likelihood estimator as

$$\hat{\boldsymbol{\theta}}_{\lambda} = \operatorname{argmax}_{\boldsymbol{\theta} \in \Theta} \left\{ L_N(\boldsymbol{\theta}) - \lambda \|\Lambda(\boldsymbol{\theta} - \boldsymbol{\theta}^0)\|^2 \right\}, \quad (1)$$

where λ is a tuning (penalty) parameter that controls the magnitude of regularization, Λ is a $p \times p$ nonstochastic weighting matrix such that $\Lambda' \Lambda$ is positive definite, and $\boldsymbol{\theta}^0$ denotes a user-specified, non-random target value.

The penalty shrinks parameters toward the specified target $\boldsymbol{\theta}^0$, which may reflect prior knowledge. Later results show that the estimator improves on the generic MLE in terms of finite-sample MSE, even when the hypothesis is misspecified.

This framework nests the standard ridge estimator as a special case when $\boldsymbol{\theta}^0 = \mathbf{0}$ and $\Lambda = I$. It also encompasses other ridge-type estimators, including fused ridge (Tibshirani et al. 2005) and ridge-to-homogeneity estimators (Anatolyev 2020). Moreover, it relates to targeted ridge procedures that shrink toward estimates from auxiliary data (van Wieringen and Binder 2022), whereas our target values are fixed and non-random.

To provide intuition, it is useful to illustrate the estimator in the linear regression model, for which a closed-form solution exists.

Example 1 (Linear regression). *For $Y_i = \mathbf{X}_i' \boldsymbol{\beta}_0 + \epsilon_i$ with $\epsilon_i \sim N(0, 1)$, the MLE is the OLS estimator. Maximizing (1) yields the closed-form generalized ridge estimator*

$$\hat{\boldsymbol{\beta}}_{\lambda, \text{linear}} = \left(\frac{1}{N} \sum_i \mathbf{X}_i \mathbf{X}_i' - 2\lambda \Lambda' \Lambda \right)^{-1} \left(\frac{1}{N} \sum_i \mathbf{X}_i Y_i - 2\lambda \Lambda' \Lambda \boldsymbol{\beta}^0 \right). \quad (2)$$

While the linear case is instructive, our main motivation comes from nonlinear models where the MLE may exhibit large finite-sample MSE even with substantial sample sizes. Two illustrative examples highlight such situations.

Example 2 (Discrete choice models). *In discrete choice models, the MLE can be unstable when some categories are rarely chosen, leading to imprecise estimates and predictions (Ye and Lord 2014; de Jong et al. 2019). This issue arises in a wide range of discrete choice models commonly used in empirical research. By shrinking estimates toward $\boldsymbol{\theta}^0$, the generalized ridge MLE is*

expected to provide more stable estimates and improved predictive performance, as demonstrated later in Theorems 1 and 2.

Example 3 (Proportional hazards models). *In duration models with censoring, such as proportional hazards models (Cox 1972), the MLE can be severely biased when survival probabilities are low and censoring is high (Andersen et al. 1996). Incorporating a ridge penalty is expected to reduce variance, which can lead to smaller MSE in finite samples.*

4 Finite Sample Approximation

We revisit finite-sample approximations of bias and MSE for the generic MLE (Rilstone et al. 1996), then derive their counterparts for the generalized ridge MLE and compare the two. We begin with bias and then turn to MSE.

Notation. For notational simplicity, we write $f(\boldsymbol{\theta}) = f(\mathbf{Z}_i; \boldsymbol{\theta})$ whenever the dependence on the observation \mathbf{Z}_i is clear from context. Write the score as $\mathbf{S}(\boldsymbol{\theta}) = \partial \log f(\mathbf{Z}_i; \boldsymbol{\theta}) / \partial \boldsymbol{\theta}$ and the Hessian as $H_1(\boldsymbol{\theta}) = \partial \mathbf{S}(\boldsymbol{\theta}) / \partial \boldsymbol{\theta}$. Let $H_2(\boldsymbol{\theta})$ denote the $p \times p^2$ matrix obtained by differentiating $H_1(\boldsymbol{\theta})$ elementwise with respect to the $1 \times p$ vector $\boldsymbol{\theta}'$; that is, the j th element in the l th row of $H_2(\boldsymbol{\theta})$ is the derivative of the j th element in the l th row of $H_1(\boldsymbol{\theta})$ with respect to $\boldsymbol{\theta}'$. Similarly, define $H_3(\boldsymbol{\theta})$ as the $p \times p^3$ matrix obtained by differentiating $H_2(\boldsymbol{\theta})$ elementwise with respect to $\boldsymbol{\theta}'$. Evaluate at $\boldsymbol{\theta}_0$ by writing $\mathbf{S} = \mathbf{S}(\boldsymbol{\theta}_0)$, $H_j = H_j(\boldsymbol{\theta}_0)$ for $j = 1, 2, 3$. Define $Q = \{E(H_1)\}^{-1}$ and $Q_\lambda = \{E(H_1) - 2\lambda\Lambda'\Lambda\}^{-1}$. We measure MSE by the matrix $\text{MSE}(\hat{\boldsymbol{\theta}}) = E\{(\hat{\boldsymbol{\theta}} - \boldsymbol{\theta}_0)(\hat{\boldsymbol{\theta}} - \boldsymbol{\theta}_0)'\}$. The Frobenius norm is $\|\cdot\|$ and \otimes denotes the Kronecker product. Throughout, we use the notation $A > 0$ to indicate that the symmetric matrix A is positive definite.

We impose high-level rate and smoothness conditions (cf. Rilstone et al. 1996):

Assumption 1. $\hat{\boldsymbol{\theta}}_\lambda - \boldsymbol{\theta}_0 = O_p(N^{-1/2}) + O(\lambda)$.

Assumption 2. *In a neighborhood of $\boldsymbol{\theta}_0$, $f(\mathbf{z}; \boldsymbol{\theta})$ is thrice continuously differentiable in $\boldsymbol{\theta}$; $E(\mathbf{S}) = O(1)$, $N^{-1} \sum_{i=1}^N \mathbf{S} = O_p(N^{-1/2})$; $E(H_j) = O(1)$ and $N^{-1} \sum_{i=1}^N H_j - E(H_j) = O_p(N^{-1/2})$ for $j = 1, 2, 3$.*

Assumption 3. *For some neighborhood of $\boldsymbol{\theta}_0$, $\{N^{-1} \sum_{i=1}^N H_1(\boldsymbol{\theta})\}^{-1} = O_p(1)$ and $\{N^{-1} \sum_{i=1}^N H_1(\boldsymbol{\theta}) - 2\lambda\Lambda'\Lambda\}^{-1} = O_p(1)$; moreover $Q = O(1)$ and $Q_\lambda = O(1)$.*

Assumption 4. For $j = 1, 2, 3$, $\|H_j(\boldsymbol{\theta}) - H_j\| \leq \|\boldsymbol{\theta} - \boldsymbol{\theta}_0\| M_i$ in a neighborhood of $\boldsymbol{\theta}_0$ with $E(|M_i|) \leq C < \infty$.

The rate of convergence specified in Assumption 1 is crucial for the stochastic expansions of bias and MSE, as it determines the order of certain terms appearing in the expansions; sufficient primitive conditions are given in Lemmas A.1 and A.2 (Supplemental A). Assumptions 2–4 parallel Rilstone et al. (1996) with modifications for the ridge term (cf. Yang 2015). Assumption 3 is standard for finite-sample approximations; the parts involving λ and Q_λ are specific to the ridge problem.

4.1 Bias of the Estimator

Let $\text{bias}_{N^{-1}}(\cdot)$ denote the second-order bias (the expectation of the first two terms in the stochastic expansion; see Lemma B.1, Supplemental B). For the generic MLE (Rilstone et al. 1996:Prop. 3.2),

$$\text{bias}_{N^{-1}}(\hat{\boldsymbol{\theta}}) = \frac{1}{N} Q \left\{ E(H_1 Q \mathbf{S}) - \frac{1}{2} E(H_2)(Q \otimes Q) E(\mathbf{S} \otimes \mathbf{S}) \right\}. \quad (3)$$

The following lemma establishes the second-order bias of the generalized ridge MLE. Recall that $\hat{\boldsymbol{\theta}}$ denotes the generic MLE and $\hat{\boldsymbol{\theta}}_\lambda$ the generalized ridge MLE.

Lemma 1. Under Assumptions 1–4,

$$\text{bias}_{N^{-1}}(\hat{\boldsymbol{\theta}}_\lambda) = E(\mathbf{a}_{-1/2}(\lambda)) + E(\mathbf{a}_{-1}(\lambda)),$$

where

$$\begin{aligned} E(\mathbf{a}_{-1/2}(\lambda)) &= 2\lambda Q_\lambda \Lambda' \Lambda (\boldsymbol{\theta}_0 - \boldsymbol{\theta}^0) \\ E(\mathbf{a}_{-1}(\lambda)) &= \frac{1}{N} Q_\lambda \left(E(H_1 Q_\lambda \mathbf{S}) - \frac{1}{2} E(H_2)(Q_\lambda \otimes Q_\lambda) \right. \\ &\quad \left. \times \left[E(\mathbf{S} \otimes \mathbf{S}) + 4\lambda^2 N \{ \Lambda' \Lambda (\boldsymbol{\theta}_0 - \boldsymbol{\theta}^0) \} \otimes \{ \Lambda' \Lambda (\boldsymbol{\theta}_0 - \boldsymbol{\theta}^0) \} \right] \right). \end{aligned}$$

The terms $E(\mathbf{a}_{-1/2}(\lambda))$ and $E(\mathbf{a}_{-1}(\lambda))$ in Lemma 1 are of the order $O(\lambda)$ and $O(N^{-1}) + O(\lambda^2)$, respectively (see Supplemental B).

Although $\text{bias}_{N^{-1}}(\hat{\boldsymbol{\theta}}_\lambda)$ can be viewed as an asymptotic approximation of the exact bias of $\hat{\boldsymbol{\theta}}_\lambda$ in that it disregards higher-order terms, we refer to it as a finite-sample approximation because the resulting expression explicitly depends on the fixed sample size N .

In the following comparison of the generalized ridge MLE and the generic MLE, based on this finite-sample approximation, both N and the penalty parameter λ are held fixed. Although N and λ are held fixed, we occasionally use expressions such as $O(N^{-1})$ or refer to the case of "small λ " symbolically, to indicate the relative magnitude of terms in the expansions and not as asymptotic limits.

The second-order bias of the generalized ridge MLE in Lemma 1 has the following implications.

Case of small λ . For small values of λ , Q_λ is close to Q , and the second-order bias of $\hat{\boldsymbol{\theta}}_\lambda$ is the same as that of $\hat{\boldsymbol{\theta}}$ at the second-order level.

Correct hypothesis. If $\boldsymbol{\theta}_0 = \boldsymbol{\theta}^0$, both $E(\mathbf{a}_{-1/2}(\lambda))$ and the quadratic λ^2 term in $E(\mathbf{a}_{-1}(\lambda))$ vanish. The remaining bias is proportional to $1/N$ (as in the MLE case), with its magnitude depending on λ through Q_λ . Since Q_λ decreases toward zero as λ becomes large, the second-order bias of $\hat{\boldsymbol{\theta}}_\lambda$ is smaller than that of $\hat{\boldsymbol{\theta}}$.

Misspecified hypothesis. If $\boldsymbol{\theta}_0 \neq \boldsymbol{\theta}^0$, the second-order bias of $\hat{\boldsymbol{\theta}}_\lambda$ contains multiple λ -dependent components absent in $\hat{\boldsymbol{\theta}}$: the leading linear term $2\lambda Q_\lambda \mathbf{A}' \mathbf{A}(\boldsymbol{\theta}_0 - \boldsymbol{\theta}^0)$ and a quadratic component inside $E(\mathbf{a}_{-1}(\lambda))$. For large λ , λQ_λ is well-approximated by $-(2\mathbf{A}' \mathbf{A})^{-1}$, implying that the second-order bias of $\hat{\boldsymbol{\theta}}_\lambda$ approaches $-(\boldsymbol{\theta}_0 - \boldsymbol{\theta}^0)$.

Remark 1 (Linear regression). In the linear regression model, the exact bias of the generalized ridge estimator can be derived in closed form. Comparing it with the second-order bias approximation shows that, although the latter is only an approximation, it yields the same qualitative dependence on the penalty parameter λ . This confirms that the finite-sample approximation captures the relevant behavior of the bias in this setting. Detailed discussion is given in Supplement F.

4.2 MSE of the Estimator

Let $\text{MSE}_{N^{-1}}(\cdot)$ denote the first-order MSE (the expectation of the outer product of the leading term; Lemma B.1). For the generic MLE (Rilstone et al. 1996:Prop. 3.4),

$$\text{MSE}_{N^{-1}}(\hat{\theta}) = N^{-1} Q E(\mathbf{S}\mathbf{S}') Q. \quad (4)$$

It coincides with the asymptotic variance and has no squared-bias term.

The following lemma establishes the first-order MSE of the generalized ridge MLE.

Lemma 2. *Under Assumptions 1–4,*

$$\text{MSE}_{N^{-1}}(\hat{\theta}_\lambda) = N^{-1} Q_\lambda E(\mathbf{S}\mathbf{S}') Q'_\lambda + 4\lambda^2 Q_\lambda \Lambda' \Lambda (\theta_0 - \theta^0)(\theta_0 - \theta^0)' \Lambda' \Lambda Q'_\lambda.$$

The first term represents the variance (with Q replaced by Q_λ) and is of order $O(N^{-1})$, while the second term corresponds to the squared first-order bias (cf. Lemma 1) and is of order $O(\lambda^2)$.

Lemma 2 shows that the first-order MSE of $\hat{\theta}_\lambda$ consists of two components: the variance term, which decreases with λ , and the squared bias term, which increases with λ . This variance–bias trade-off is absent for the MLE, and it is precisely what enables ridge-type estimators to improve upon the MLE in terms of MSE when λ is chosen appropriately.

This variance–bias trade-off is well known in linear regression models, but it has not been established for nonlinear likelihood-based models. The first-order MSE expansion shows that generalized ridge estimators also generate this trade-off in nonlinear settings, suggesting the possibility of MSE improvement even though the MLE already exhibits finite-sample higher-order bias. This possibility is formally established in Theorem 1.

Remark 2 (Linear regression). In the linear regression model, where the exact MSE can be derived in closed form, one can directly compare it with the first-order approximation. For small values of λ , the first-order MSE of the ridge estimator is close to the first-order MSE of the MLE, while the exact MSE of the ridge estimator is close to the exact MSE of the MLE. Thus, whether one works with the exact MSE or the first-order approximation, the qualitative behavior for small λ is the same. For large values of λ , both exact and first-order ridge MSEs are well approximated by $(\beta_0 - \beta^0)(\beta_0 - \beta^0)'$, which equals zero under correct hypotheses and is positive

otherwise. Full derivations are provided in Supplemental G.

Theorem 1. *Under Assumptions 1–4:*

- [1] $\text{MSE}_{N-1}(\hat{\boldsymbol{\theta}}_\lambda) = \text{MSE}_{N-1}(\hat{\boldsymbol{\theta}})$ when $\lambda = 0$.
- [2] If $\int \sup_{\boldsymbol{\theta} \in \mathcal{N}} \|\partial f(\mathbf{z}, \boldsymbol{\theta}) / \partial \boldsymbol{\theta}\| d\mathbf{z} < \infty$ and $\int \sup_{\boldsymbol{\theta} \in \mathcal{N}} \|\partial f(\mathbf{z}, \boldsymbol{\theta}) / \partial \boldsymbol{\theta} \partial \boldsymbol{\theta}'\| d\mathbf{z} < \infty$ in a neighborhood of $\boldsymbol{\theta}_0$, then for each $\boldsymbol{\theta}_0$ there exists $\bar{\lambda} > 0$ such that for any $0 < \lambda < \bar{\lambda}$, $\text{MSE}_{N-1}(\hat{\boldsymbol{\theta}}) - \text{MSE}_{N-1}(\hat{\boldsymbol{\theta}}_\lambda) > 0$.

The boundedness assumptions in Theorem 1 [2], together with the differentiability condition in Assumption 2, ensure the information matrix equality (see Lemma 3.6 of Newey and McFadden 1994).

Theorem 1 demonstrates that, for sufficiently small λ , the generalized ridge MLE strictly improves the first-order MSE over the generic MLE—regardless of hypothesis misspecification—across a broad class of nonlinear models.

Theorem 1 establishes pointwise dominance of the generalized ridge MLE over the generic MLE at each $\boldsymbol{\theta}_0$, but this does not imply inadmissibility. A uniform bound valid for all $\boldsymbol{\theta}_0 \in \Theta$ is not guaranteed without additional restrictions, such as boundedness of the parameter space.¹

Theorem 1 can be viewed as extending earlier results for ridge estimators in binary logistic regression models (Le Cessie and Van Houwelingen 1992; Blagus and Goeman 2020) to a more general class of nonlinear models with random covariates, using finite-sample approximations instead of asymptotic analysis.

Remark 3. Theorem 1 establishes the existence of an upper bound $\bar{\lambda}$ such that the generalized ridge MLE improves on the generic MLE whenever $\lambda < \bar{\lambda}$. Although the theorem itself does not specify this bound, the proof shows that any λ satisfying

$$\lambda \leq \frac{\iota_{\min}(A'A)}{N(\boldsymbol{\theta}_0 - \boldsymbol{\theta}^0)' A' A A' A (\boldsymbol{\theta}_0 - \boldsymbol{\theta}^0)}. \quad (5)$$

¹The possibility of establishing uniform dominance under a bounded parameter space does not contradict the classical admissibility result of James et al. (1961), which shows that the MLE is admissible when $p \leq 2$. Their result assumes an unbounded parameter space \mathbb{R}^p , whereas boundedness restricts the range of $\boldsymbol{\theta}_0$ and can alter admissibility properties. In addition, they evaluate risk by the sum of mean squared errors across coordinates, whereas our results assess performance using the full MSE matrix for nonlinear likelihood-based estimators.

is sufficient for the improvement result. This clarifies that $\bar{\lambda}$ depends on the weighting matrix, the distance between the true parameter and the target value, and the sample size. The inequality also reveals that, with fixed N , the permissible magnitude of λ increases as the target value θ^0 provides a better approximation to θ_0 .

As a direct implication of the inequality in Remark 3, when the hypothesis is correct (so that $\theta_0 = \theta^0$), the right-hand side vanishes and the improvement inequality holds for any $\lambda > 0$, which yields the following corollary.

Corollary 1. *Suppose the assumptions of Theorem 1 hold. When the hypotheses on the parameters are correct, $\text{MSE}_{N-1}(\hat{\theta}) - \text{MSE}_{N-1}(\hat{\theta}_\lambda) > 0$ holds for any value of $\lambda > 0$.*

The inequality in Remark 3 provides only a sufficient condition and does not yield an explicit value of $\bar{\lambda}$. The following proposition presents such a formula in the restricted case $\Lambda = E(-H_1)^{1/2}$, where the bound can be interpreted in terms of the MLE. This highlights that, although a general characterization is unavailable, $\bar{\lambda}$ can in some cases be related directly to the accuracy of the maximum likelihood estimates.

Proposition 1. *Suppose the assumptions of Theorem 1 hold, and let $\Lambda = E(-H_1)^{1/2}$. For any $\lambda < \bar{\lambda}$, where $\bar{\lambda} = \frac{E(\|Q \frac{1}{N} \sum_{i=1}^N S\|^2)}{\|\theta_0 - \theta^0\|^2 - E(\|Q \frac{1}{N} \sum_{i=1}^N S\|^2)}$, it holds $\text{trace}(\text{MSE}_{N-1}(\hat{\theta}) - \text{MSE}_{N-1}(\hat{\theta}_\lambda)) > 0$.*

Proposition 1 provides an explicit formula for $\bar{\lambda}$ in the special case $\Lambda = E(-H_1)^{1/2}$. Using the approximation $-Q \frac{1}{N} \sum_{i=1}^N S = -E(H_1)^{-1} \frac{1}{N} \sum_{i=1}^N S \approx \hat{\theta} - \theta_0$, the bound can be expressed as $\bar{\lambda} \approx \frac{\|\hat{\theta} - \theta_0\|^2}{\|\theta_0 - \theta^0\|^2 - \|\hat{\theta} - \theta_0\|^2}$. This shows that the upper bound depends explicitly on the MLE: the closer $\hat{\theta}$ is to θ_0 , the smaller the admissible range for λ . The result should be viewed as illustrative rather than general, and it applies only under misspecification where $\|\theta_0 - \theta^0\|^2 > \|\hat{\theta} - \theta_0\|^2$.

4.3 MSE of Prediction

Let $p(\theta; \mathbf{z})$ denote a model-based prediction function, such as a density value, a regression mean, a choice probability, or a hazard. Write $p(\theta) = p(\theta; \mathbf{z})$ and $p(\hat{\theta}) = p(\theta)|_{\theta=\hat{\theta}}$.

We are interested in the mean squared error of the prediction $p(\hat{\theta})$ relative to the true value $p(\theta_0)$. By applying a second-order expansion around θ_0 , the MSE of prediction admits an approximation similar to that of parameter estimation in Section 4.2. This leads to the following result, which parallels Theorem 1 for parameter estimates.

Theorem 2. *Suppose that the assumptions in Theorem 1 hold. In addition, assume that $p(\boldsymbol{\theta})$ is twice continuously differentiable with respect to $\boldsymbol{\theta}$ in a neighborhood \mathcal{N} of $\boldsymbol{\theta}_0$, and that $\sup_{\boldsymbol{\theta} \in \mathcal{N}} \|\partial p(\boldsymbol{\theta})/\partial \boldsymbol{\theta}\| < \infty$ and $\sup_{\boldsymbol{\theta} \in \mathcal{N}} \|\partial p(\boldsymbol{\theta})/\partial \boldsymbol{\theta} \partial \boldsymbol{\theta}'\| < \infty$ for all $z \in \mathcal{Z}$, where \mathcal{Z} is the range of Z_i . Then, for each $\boldsymbol{\theta}_0$, there exists some value $\bar{\lambda}$ such that for any $0 < \lambda < \bar{\lambda}$, it holds, for all $z \in \mathcal{Z}$, that*

$$\text{MSE}_{N-1} \left(p(\hat{\boldsymbol{\theta}}) \right) - \text{MSE}_{N-1} \left(p(\hat{\boldsymbol{\theta}}_\lambda) \right) > 0.$$

Hence, for sufficiently small λ , the MSE improvement in parameter estimation carries over to prediction. The differentiability/boundedness requirements are mild and are met in the examples above.

5 Practical Considerations

This section summarizes practical guidance, derived from the theoretical analyses, in applying the generalized ridge MLE to empirical research. The focus is on three key issues: the interpretation and choice of the weighting matrix Λ , data-driven procedures for selecting the penalty parameter λ , and the choice of the penalty parameter $\boldsymbol{\theta}^0$.

5.1 The Choice of the Weighting Matrix Λ

The weighting matrix Λ is an important component of the generalized ridge estimator, as it governs how shrinkage is allocated across parameters. In Proposition 1, we imposed $\Lambda = E(-H_1)^{1/2}$ in order to obtain an explicit upper bound for the penalty parameter λ . This choice is technically convenient, but it also admits a natural interpretation.

First, $E(-H_1)$ corresponds to the Fisher information, so $\Lambda = E(-H_1)^{1/2}$ can be viewed as scaling parameters in the information metric, so that the penalty can be interpreted as reflecting distances in Rao's sense rather than in Euclidean units (Rao et al. 1945; see also Amari 2016).

Second, in linear regression models with zero-mean regressors, the expected Hessian $E(-H_1)$ is proportional to the second-moment matrix of the regressors. Hence, $\Lambda = E(-H_1)^{1/2}$ reduces to the familiar rescaling based on regressor variability, which corresponds to the conventional

notion of normalization. In models such as logit or probit regression, where parameters enter the likelihood through a linear predictor, the expected Hessian involves weighted second moments of the covariates, and $\Lambda = E(-H_1)^{1/2}$ can be interpreted as a generalized normalization. For more general nonlinear models where parameters do not enter through such a linear predictor, neither the expected Hessian nor the second-moment matrix of the covariates provides a natural normalization. In such cases, $\Lambda = E(-H_1)^{1/2}$ is best regarded as an information-based weighting matrix rather than as a normalization device.

Third, compared with alternatives such as $\Lambda = I$, the information-based scaling is less sensitive to the units of measurement, making it more appealing for practical implementation.

Thus, while theoretical MSE improvements do not rely on this particular choice, it provides both analytical tractability and an interpretable benchmark for applications.

In our simulation studies based on logit models, choosing $\Lambda = E(-H_1)^{1/2}$ yielded better performance than using covariate variances, supporting the view that the information-based scaling provides a practically useful benchmark.

5.2 Selection of the Penalty Parameter λ

An important implication of Theorem 1 is that the penalty parameter λ plays a crucial role in determining whether the generalized ridge MLE improves upon the generic MLE. While the theorem highlights the importance of λ , it does not prescribe how to choose it in practice. Hence, common data-driven approaches are typically employed.

Since the goal is not model selection but improved estimation, information criteria such as Akaike information criterion (AIC) or Bayesian information criterion (BIC) are generally less appropriate. Instead, K -fold cross-validation provides a natural approach.

Two versions are commonly considered. Likelihood-based cross-validation selects λ by maximizing the out-of-sample likelihood, while prediction-based cross-validation minimizes the out-of-sample prediction error (e.g., squared error for discrete choice probabilities). The latter is particularly useful when models generate observable predictions.

In practice, the candidate set Θ_λ should cover a wide range of values on a logarithmic scale, with more resolution for small λ . This reflects the theoretical insight that MSE improvements are especially sensitive to small values of λ .

A potential drawback of K -fold cross-validation is instability when rare outcomes or high censoring lead to empty validation folds. This issue can often be mitigated by using larger K or by discarding problematic partitions.

In our simulation studies in the subsequent section, both likelihood-based and prediction-based cross-validation produced very similar results. This suggests that, at least in the settings considered here, either method can be expected to perform comparably in practice.

5.3 Choice of the Target θ^0

Another key element of the generalized ridge estimator is the choice of the shrinkage target θ^0 . Theoretical analyses show that the performance of the estimator depends on the distance between θ^0 and the true parameter, but they do not prescribe how θ^0 should be chosen in practice. In applications, common choices include setting θ^0 to the zero vector, to values suggested by prior knowledge or theory, or to preliminary estimates obtained from simpler models. Section 7 illustrates such a case by constructing θ^0 from auxiliary information.

6 Simulation

This section serves two purposes. First, we compare the first-order MSE with the exact MSE to assess the accuracy of the first-order approximation. Second, we evaluate the finite-sample performance of the generalized ridge MLE relative to the generic MLE, focusing on estimation and prediction MSE.

All simulations are conducted within the multinomial logit model, given its widespread use across empirical applications. In such models, it is well known that rarely chosen categories can cause large MSEs for the generic MLE. According to Theorems 1 and 2, replacing the standard MLE with the generalized ridge MLE can mitigate this issue.

A key factor influencing MLE performance in multinomial logit models is the events per predictor variable (EPV), defined as the ratio of the sample size in the smallest outcome category to the number of estimated slope parameters. Extensive simulations by de Jong et al. (2019) show that when $\text{EPV} \leq 10$, penalized estimators such as ridge are recommended to improve reliability.

We focus on the case $EPV = 2$.² To implement this with three alternatives $Y_i \in \{1, 2, 3\}$ and $k = 8$ explanatory variables, the outcome probabilities are set to $P(Y_i = 1) = 16/N$, $P(Y_i = 2) = (N - 16)/(2N)$, and $P(Y_i = 3) = (N - 16)/(2N)$, where N denotes the sample size.

Explanatory variables are generated as $\mathbf{X}_i \sim N(\mathbf{0}, \Sigma)$, where $\Sigma^{1/2}$ is diagonal with the j -th diagonal entry given by $0.5 + 3(j - 1)/(2(k - 1))$ for $k = 8$. The true slope parameters are $\beta_1 = (-0.2, -0.2, -0.2, -0.2, -0.5, -0.5, -0.8, -0.8)'$ and $\beta_2 = (0.2, 0.2, 0.2, 0.2, 0.5, 0.5, 0.8, 0.8)'$. Intercepts are obtained numerically from the true choice probabilities using 90,000 Monte Carlo draws.

Parameters are $\beta_j = (\beta_{j,0}, \beta_{j,1}, \dots, \beta_{j,8})'$ for $j = 1, 2, 3$, with category $j = 3$ serving as the reference ($\beta_{0,3} = 0$, $\beta_3 = \mathbf{0}$). Thus the full parameter vector is $\beta = (\beta_{0,1}, \beta_{0,2}, \beta_1, \beta_2)'$.

For the generalized ridge penalty $\lambda \|A(\beta - \beta^0)\|^2$, three target values are considered: case 1: $\beta^0 = \beta$, case 2: $\beta^0 = \beta + N(0, 0.5)$, case 3: $\beta^0 = \beta + N(0, 1)$. Cases 2 and 3 introduce moderate and severe random deviations from the truth.

Two weighting matrices A are examined. The first is the square root of $\hat{E}(-H_1(\hat{\theta})) = \frac{1}{N} \sum_{i=1}^N \frac{\partial \log f(\theta)}{\partial \theta \theta'} \big|_{\theta=\hat{\theta}}$ and the second is based on $(N^{-1} \sum_{i=1}^N \mathbf{X}_i \mathbf{X}_i')^{1/2}$.³ We denote the resulting estimators as GRIDGE_H and GRIDGE_X , respectively, while the standard MLE is denoted MLE.

The penalty parameter λ is chosen via likelihood-based or prediction-based cross-validation (see Supplement D). Because both methods yield similar results, we present only the likelihood-based case, with prediction-based results reported in Supplement D. In both procedures, large λ is selected when the target parameter is close to the truth, while smaller λ is chosen when the target deviates. Selected λ values are reported in Supplement D.

Results for MSE and prediction performance are based on 200 simulation replications.

6.1 First-order and Exact MSE

The left panel of Table 1 reports the sum of the absolute differences between the first-order and exact MSEs across all slope parameters, excluding intercepts.⁴ To facilitate comparison,

²In the empirical illustration of Section 7, the EPV is 0.11, which is even less favorable for the generic MLE than in this simulation study.

³Since the multinomial choice model uses common explanatory variables for all alternatives, the second weighting matrix is block diagonal with two $(k + 1) \times (k + 1)$ blocks of $(N^{-1} \sum_{i=1}^N \tilde{\mathbf{X}}_i \tilde{\mathbf{X}}_i')^{1/2}$, where $\tilde{\mathbf{X}}_i = (1, \mathbf{X}_i')'$ includes the intercept.

⁴The exact MSE is approximated from 200 simulation replications.

Table 1: MSE of parameter estimates

SampleSize	1st minus exact MSE		MSE by estimators		
	GRIDGE _H	GRIDGE _X	MLE	GRIDGE _H	GRIDGE _X
case 1					
250	1.0000	1.0000	1.0000	0.9839	0.9993
500	0.0002	0.0043	1.0000	0.0382	0.8771
750	0.0002	0.0033	1.0000	0.0389	0.8449
1000	0.0001	0.0028	1.0000	0.0379	0.8089
5000	0.0001	0.0019	1.0000	0.0459	0.8340
case 2					
250	1.0000	1.0000	1.0000	0.9874	0.9994
500	0.0092	0.0090	1.0000	0.6416	0.9328
750	0.0098	0.0097	1.0000	0.7004	0.9276
1000	0.0097	0.0094	1.0000	0.7566	0.9082
5000	0.0103	0.0103	1.0000	0.9207	0.9186
case 3					
250	1.0000	1.0000	1.0000	0.9890	0.9997
500	0.0356	0.0440	1.0000	0.8235	0.9610
750	0.0375	0.0451	1.0000	0.8588	0.9562
1000	0.0377	0.0456	1.0000	0.8937	0.9449
5000	0.0400	0.0470	1.0000	0.9776	0.9448

Note: Sum of MSEs for slope parameters, excluding intercepts. The weighting matrix for the generalized ridge MLE is based either on $(\frac{1}{N} \sum_{i=1}^N \mathbf{X}_i \mathbf{X}_i')^{1/2}$ (denoted GRIDGE_X) or $\{\hat{E}(-H_1(\hat{\theta}))\}^{1/2}$ (denoted GRIDGE_H). Cases 1, 2, and 3 correspond to the correct, moderately misspecified, and severely misspecified ridge targets, respectively.

these sums are scaled by the corresponding value at $N = 250$ in each case. Values below one indicate that the first-order MSE provides a closer approximation to the exact MSE relative to this baseline.

Across all cases and for both weighting matrices, the approximation improves once the sample size exceeds 250. It is worth noting that the true choice probabilities vary with N , so the exercise is not intended to establish consistency of the first-order MSE. Rather, the results show that the first-order MSE provides a reasonable approximation to the exact MSE when the sample size is not too small.

6.2 MSE of Estimates

The right panel of Table 1 reports the sum of the MSEs for slope parameter estimates, excluding intercepts. To facilitate comparison, all values are normalized relative to the MSE of the generic MLE, so that values below one indicate improvements over the MLE.

Across all scenarios, GRIDGE_H consistently outperforms the MLE, with the magnitude of improvement depending on the accuracy of the shrinkage target. When the target coincides with the true parameter values (case 1), GRIDGE_H achieves substantial reductions in MSE. With moderate or severe misspecification (cases 2 and 3), the gains decline but ridge estimators still outperform the MLE across all sample sizes.

GRIDGE_X shows similar patterns, though its reductions in MSE are generally less pronounced than those of GRIDGE_H .

Overall, the simulation results demonstrate that the generalized ridge MLE can outperform the MLE in finite samples. Even in the most challenging setting (case 3), GRIDGE_H achieves up to an 18% reduction in MSE relative to the MLE, highlighting the robustness of the generalized ridge approach.

6.3 MSE of Prediction

To assess predictive accuracy, we evaluate the mean squared errors (MSEs) of within-sample and out-of-sample predictions. The within-sample MSE is defined as

$$error(\hat{\beta}) = \frac{1}{N} \sum_{i=1}^N \sum_{j=1}^J \{P(Y_i = j \mid \mathbf{X}_i, \hat{\beta}) - P(Y_i = j \mid \mathbf{X}_i, \beta)\}^2,$$

where $\hat{\beta}$ denotes the estimator of β (MLE, $GRIDGE_H$, or $GRIDGE_X$). For the out-of-sample MSE, new data $\{Y_i^*, \mathbf{X}_i^*\}$ are generated from the same distribution, and the prediction error is computed analogously.

Table 2: MSE of within and out-of sample prediction

SampleSize	within sample			out-of sample		
	MLE	$GRIDGE_H$	$GRIDGE_X$	MLE	$GRIDGE_H$	$GRIDGE_X$
case 1						
250	2.2499	0.3687	2.1977	2.6072	0.4004	2.5187
500	1.0493	0.1798	1.0215	1.1616	0.1849	1.1204
750	0.6646	0.1130	0.6447	0.7265	0.1162	0.6999
1000	0.4987	0.0844	0.4815	0.5367	0.0852	0.5122
5000	0.0858	0.0134	0.0831	0.0896	0.0136	0.0864
case 2						
250	2.2586	2.0652	2.2987	2.6122	2.2920	2.6405
500	1.0493	0.9879	1.0559	1.1616	1.0647	1.1642
750	0.6646	0.6391	0.6647	0.7262	0.6844	0.7215
1000	0.4987	0.4898	0.4973	0.5367	0.5193	0.5316
5000	0.0858	0.0887	0.0858	0.0896	0.0920	0.0894
case 3						
250	2.2586	2.2248	2.3646	2.6128	2.5241	2.7175
500	1.0493	1.0342	1.0784	1.1614	1.1315	1.1876
750	0.6646	0.6626	0.6886	0.7262	0.7193	0.7487
1000	0.4987	0.5014	0.5095	0.5367	0.5384	0.5457
5000	0.0858	0.0874	0.0873	0.0896	0.0910	0.0911

Note: MSE of within and out-of sample prediction summed over all alternatives. The weighting matrix for the generalized ridge MLE penalty is constructed using either $(\frac{1}{N} \sum_{i=1}^N \mathbf{X}_i \mathbf{X}_i')^{1/2}$ (denoted as $GRIDGE_X$) or $\{\hat{E}(-H_1(\hat{\theta}))\}^{1/2}$ (denoted as $GRIDGE_H$). Cases 1, 2, and 3 correspond to the correct, moderately misspecified, and severely misspecified ridge penalty, respectively. Smaller values indicate superior predictive accuracy.

Table 2 reports the results. When the shrinkage target coincides with the true parameters (case 1), GRIDGE_H achieves large reductions in both within- and out-of-sample prediction errors compared to the MLE. As the sample size increases, the MLE becomes more competitive, and the relative gains from ridge shrinkage decline, though GRIDGE_H continues to dominate at all sample sizes.

In cases 2 and 3, where the shrinkage target is moderately or severely misspecified, GRIDGE_H still performs comparably to the MLE. At larger sample sizes ($N = 1000$ and $N = 5000$), the MLE can match or slightly outperform ridge, suggesting that careful selection of the penalty parameter is important when the target is far from the truth.⁵ By contrast, GRIDGE_X tracks the MLE closely across all cases, offering little improvement in prediction accuracy. This indicates that in this simulation design, the information-based weighting matrix $\{\hat{E}(-H_1(\hat{\theta}))\}^{1/2}$ is preferable to covariate-based scaling.

Overall, the results show that generalized ridge estimation, particularly with GRIDGE_H , delivers notable improvements in both estimation and prediction accuracy when the target is well specified, while remaining robust under substantial target misspecification.

7 Empirical Illustration

As an empirical illustration, we apply the generalized ridge MLE to estimate multi-valued treatment effects.

Following Cattaneo (2010), we study the impact of maternal smoking during pregnancy on birth weight using data on singletons from Pennsylvania. The dataset is a random subsample of 4,500 observations from the original sample of Cattaneo (2010), publicly available on the authors' homepage. While the subsample preserves the overall distribution, it leaves relatively few observations in some smoking categories, accentuating the imbalance between smokers and non-smokers.

Treatment intensity T is categorized into six groups: $\{0, 1-5, 6-10, 11-15, 16-20, 21+\}$. As shown in Table 3, over 80% of mothers did not smoke, while categories such as 11-15 and 21+

⁵Both likelihood-based and prediction-based cross-validation rely on observed outcomes for selecting λ , rather than on the true choice probabilities that underlie our theoretical MSE criterion. This discrepancy may help explain why improvements are modest under misspecification.

cigarettes per day have particularly small sample sizes.

Table 3: Sample size by cigarette consumption

	Cigarettes per day					
	0	1-5	6-10	11-15	16-20	21+
Sample size	3637	194	336	62	227	44
	(0.81)	(0.04)	(0.07)	(0.01)	(0.05)	(0.01)
$\#\{T_i = t\}/k$	9.33	0.50	0.86	0.16	0.58	0.11

Note: Ratio of the sample size in each category is displayed in parentheses.

The propensity score is modeled using a multinomial logit with 78 covariates (43 discrete and seven continuous that are with cubic B-spline transformed) denoted by \mathbf{X}_i . With 390 parameters to estimate and very low EPV (0.11), the generic MLE is expected to be unstable. To address this, we employ the generalized ridge MLE.

We focus on two inverse probability weighting estimators: the marginal mean treatment effect,

$$\hat{\mu}_t = \left\{ \sum_{i=1}^n \frac{\mathbb{1}\{T_i = t\}}{\hat{P}(T_i = t | \mathbf{X}_i)} \right\}^{-1} \sum_{i=1}^n \frac{\mathbb{1}\{T_i = t\} Y_i}{\hat{P}(T_i = t | \mathbf{X}_i)},$$

and the marginal quantile treatment effect,

$$\hat{q}_t(\tau) = \operatorname{argmin}_q \left| \frac{1}{n} \sum_{i=1}^n \frac{\mathbb{1}\{T_i = t\} (\mathbb{1}\{Y_i \leq q\} - \tau)}{\hat{P}(T_i = t | \mathbf{X}_i)} \right|,$$

where $\mathbb{1}\{\cdot\}$ denotes the indicator function, and $\hat{P}(T_i = t | \mathbf{X}_i)$ represents the estimated propensity score.

In the empirical illustration, we focus on the generalized ridge estimator with the weighting matrix $A = \{\hat{E}(-H_1(\hat{\theta}))\}^{1/2}$, denoted GRIDGE_H , as simulation results in Section 6 showed that it outperforms the covariate-based alternative GRIDGE_X . The target parameter θ^0 is constructed from auxiliary MLE estimates obtained on a random subsample of 4,500 observations from the original sample, mimicking the use of prior information. The penalty parameter λ is chosen by likelihood-based cross-validation.⁶

⁶Since the results from both selection procedures are similar, only the results obtained through likelihood-based cross-validation are presented. The results derived from prediction-based cross-validation are provided in Supplemental Material E.

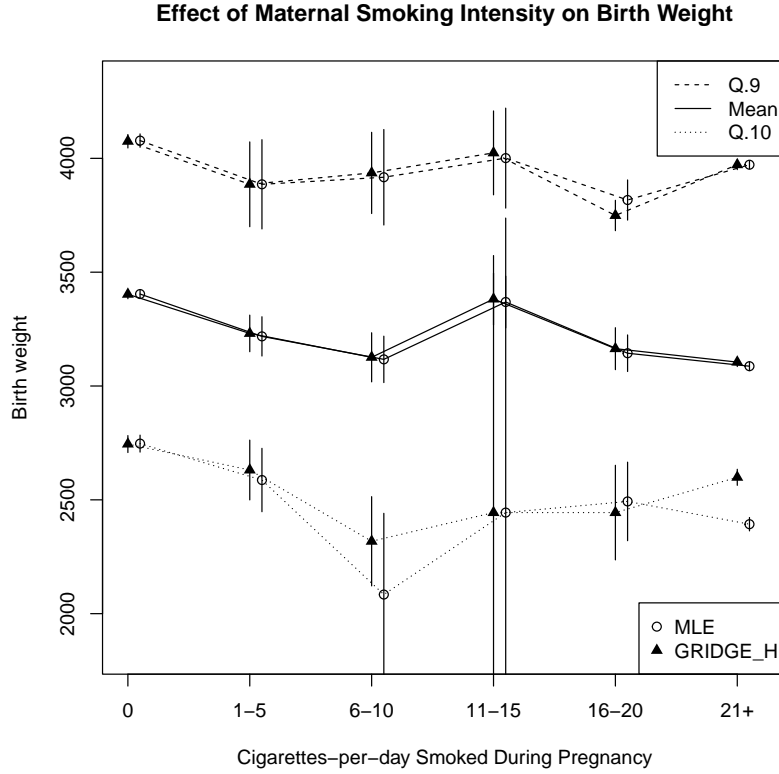


Figure 1: Estimated effects of maternal smoking intensity on birth weight. Solid lines show marginal mean effects; dashed/dotted lines show quantile effects. The penalty parameter $\lambda = 1.43$ was selected by likelihood-based cross-validation.

Figure 1 plots the estimated mean and quantile effects. Both the MLE and generalized ridge estimator reveal an overall downward tendency in birth weight as maternal smoking intensity increases. This suggests that, from a global perspective, the generalized ridge approach can serve as a robustness check, confirming the main qualitative pattern obtained by the MLE.

In the non-smoking category, where the sample size is relatively large, estimates are nearly identical across all methods. By contrast, discrepancies arise in smoking categories with smaller sample sizes, where the precision of the MLE may be adversely affected by data scarcity. For example, at the 10% quantile, the estimated effect for the +21 cigarettes per day category is 2393 under the MLE and 2599 under GRIDGE_H , a discrepancy of about 9% relative to the MLE estimate.

In addition, the figure highlights that differences between estimators are more noticeable at the tails of the birth weight distribution. For example, quantile treatment effects at the 10% and 90% levels show larger discrepancies between the MLE and the generalized ridge estimator than do the corresponding mean effects. This suggests that ridge regularization can provide additional stability when analyzing distributional impacts, particularly in the tails where sample sizes are more limited and estimates are typically less stable.

8 Conclusion

The MLE for nonlinear models is susceptible to large MSE, even when the overall sample size is substantial. This problem is particularly acute when some categories or subgroups contain relatively few observations, undermining the accuracy and reliability of estimation.

This paper establishes both the theoretical foundation and empirical relevance of the generalized ridge MLE, showing that it offers applied researchers a practical and robust alternative to the generic MLE in settings with limited information.

Using finite-sample approximations of bias and MSE, we demonstrate that the bias of the generalized ridge MLE can be made arbitrarily smaller than that of the generic MLE when the shrinkage target is correctly specified, while under misspecification the bias depends on the degree of deviation from the truth. For both estimation and prediction, there always exists a sufficiently small penalty parameter such that the generalized ridge MLE achieves a smaller MSE than the generic MLE.

An important theoretical contribution of this paper is to show, via finite-sample approximation, that generalized ridge estimators generate a variance–bias trade-off in the first-order MSE for nonlinear likelihood-based models. This variance–bias trade-off in the first-order MSE is absent for the MLE, and it is precisely what allows ridge-type estimators to achieve smaller MSE when the penalty parameter is appropriately chosen.

Simulation evidence from multinomial choice models confirms these theoretical insights. The generalized ridge MLE with information-based weighting and likelihood-based cross-validation reduces the MSE of parameter estimates by up to 18% in small samples, even when the shrinkage target is severely misspecified. It also improves within-sample and out-of-sample predictive

accuracy when sample sizes are limited.

An empirical illustration on the effect of maternal smoking intensity during pregnancy on birth weight further highlights the practical relevance of the approach. The generalized ridge MLE enhances robustness in settings where some treatment categories contain relatively few observations, supporting more reliable conclusions than the generic MLE.

Finally, an important avenue for future work is valid inference for the generalized ridge estimator, especially in high-dimensional contexts. While recent studies (e.g. Armstrong et al. 2020; Zhang and Politis 2022) have advanced inference methods for ridge-type estimators, further theoretical and methodological progress is needed to develop robust procedures for complex nonlinear models.

Acknowledgments:

This work was supported by JSPS KAKENHI Grant Number 24K04826. We would like to thank Kohtaro Hitomi, Ryo Okui, Naoya Sueishi, Takahide Yanagi and the participants of the several meetings and conferences for their useful comments. We used ChatGPT, an AI language model, to assist with English proof-reading. Responsibility for the content remains entirely with the authors.

References

- Amari, S.i., 2016. Information geometry and its applications. volume 194. Springer.
- Anatolyev, S., 2020. A ridge to homogeneity for linear models. *Journal of Statistical Computation and Simulation* 90, 2455–2472.
- Andersen, P.K., Bentzon, M.W., Klein, J.P., 1996. Estimating the survival function in the proportional hazards regression model: a study of the small sample size properties. *Scandinavian Journal of Statistics* 23, 1–12.
- Armstrong, T.B., Kolesár, M., Kwon, S., 2020. Bias-aware inference in regularized regression models. *arXiv preprint arXiv:2012.14823* .

- Bao, Y., Ullah, A., 2007. The second-order bias and mean squared error of estimators in time-series models. *Journal of Econometrics* 140, 650–669.
- Blagus, R., Goeman, J.J., 2020. Mean squared error of ridge estimators in logistic regression. *Statistica Neerlandica* 74, 159–191.
- Brooks, R., Harris, M.N., Spencer, C., 2012. Inflated ordered outcomes. *Economics Letters* 117, 683–686.
- Cai, T., Xia, Y., Zhou, Y., 2021. Generalized inflated discrete models: a strategy to work with multimodal discrete distributions. *Sociological Methods & Research* 50, 365–400.
- Cattaneo, M.D., 2010. Efficient semiparametric estimation of multi-valued treatment effects under ignorability. *Journal of econometrics* 155, 138–154.
- Chen, Q., Giles, D.E., 2012. Finite-sample properties of the maximum likelihood estimator for the binary logit model with random covariates. *Statistical Papers* 53, 409–426.
- Cox, D.R., 1972. Regression models and life-tables. *Journal of the Royal Statistical Society: Series B (Methodological)* 34, 187–202.
- Friedman, J., Hastie, T., Tibshirani, R., 2010. Regularization paths for generalized linear models via coordinate descent. *Journal of statistical software* 33, 1.
- Hahn, J., Liu, X., Ridder, G., 2024. Estimation of average treatment effects for massively unbalanced binary outcomes. *Econometric Reviews* 43, 1–26.
- Hastie, T., Tibshirani, R., Friedman, J., 2009. *The elements of statistical learning: data mining, inference, and prediction*. Second ed., Springer.
- Hemmerle, W.J., 1975. An explicit solution for generalized ridge regression. *Technometrics* 17, 309–314.
- Hoerl, A.E., Kennard, R.W., 1970. Ridge regression: Biased estimation for nonorthogonal problems. *Technometrics* 12, 55–67.

- Iwasawa, M., Liu, Q., Zhao, Z., 2022. Tying maximum likelihood estimation for dependent data. Available at SSRN 4252842.
- James, W., Stein, C., et al., 1961. Estimation with quadratic loss, in: Proceedings of the fourth Berkeley symposium on mathematical statistics and probability, University of California Press. pp. 361–379.
- de Jong, V.M., Eijkemans, M.J., van Calster, B., Timmerman, D., Moons, K.G., Steyerberg, E.W., van Smeden, M., 2019. Sample size considerations and predictive performance of multinomial logistic prediction models. *Statistics in Medicine* 38, 1601–1619.
- Lambert, D., 1992. Zero-inflated poisson regression, with an application to defects in manufacturing. *Technometrics* 34, 1–14.
- Le Cessie, S., Van Houwelingen, J.C., 1992. Ridge estimators in logistic regression. *Journal of the Royal Statistical Society Series C: Applied Statistics* 41, 191–201.
- Newey, W.K., McFadden, D., 1994. Large sample estimation and hypothesis testing. *Handbook of Econometrics* 4, 2111–2245.
- Rao, C.R., et al., 1945. Information and the accuracy attainable in the estimation of statistical parameters. *Bull. Calcutta Math. Soc* 37, 81–91.
- Rilstone, P., Srivastava, V.K., Ullah, A., 1996. The second-order bias and mean squared error of nonlinear estimators. *Journal of Econometrics* 75, 369–395.
- Schaefer, R.L., 1986. Alternative estimators in logistic regression when the data are collinear. *Journal of Statistical Computation and Simulation* 25, 75–91.
- Schott, J.R., 2016. Matrix analysis for statistics. John Wiley & Sons.
- Shao, J., Tu, D., 1995. The jackknife and bootstrap. Springer Science+Business Media New York.
- Theobald, C.M., 1974. Generalizations of mean square error applied to ridge regression. *Journal of the Royal Statistical Society Series B: Statistical Methodology* 36, 103–106.

- Tibshirani, R., Saunders, M., Rosset, S., Zhu, J., Knight, K., 2005. Sparsity and smoothness via the fused lasso. *Journal of the Royal Statistical Society Series B: Statistical Methodology* 67, 91–108.
- van Wieringen, W.N., Binder, H., 2022. Sequential learning of regression models by penalized estimation. *Journal of Computational and Graphical Statistics* 31, 877–886.
- Yang, Z., 2015. A general method for third-order bias and variance corrections on a nonlinear estimator. *Journal of Econometrics* 186, 178–200.
- Ye, F., Lord, D., 2014. Comparing three commonly used crash severity models on sample size requirements: Multinomial logit, ordered probit and mixed logit models. *Analytic Methods in Accident Research* 1, 72–85.
- Zhang, Y., Politis, D.N., 2022. Ridge regression revisited: Debiasing, thresholding and bootstrap. *The Annals of Statistics* 50, 1401–1422.

Supplemental material for the paper entitled
 ”Finite-Sample Properties of Generalized Ridge Estimators in
 Nonlinear Models”

Supplemental Material A: Sufficient Conditions for Assumption 1

This appendix provides sufficient conditions for Assumption 1. Specifically, Lemma A.1 presents sufficient conditions for the consistency of $\hat{\theta}_\lambda$, and Lemma A.2 presents sufficient conditions for its rate of convergence.

For any symmetric matrix A , let $\iota_{\min}(A)$ and $\iota_{\max}(A)$ denote the smallest and largest eigenvalues of A , respectively. Throughout this appendix, c denotes a universal constant, which may vary from line to line or within different parts of the proofs.

We consider the following assumptions.

Assumption A.1. Θ is a compact subset of \mathbb{R}^p . $E(L_N(\theta))$ is uniquely maximized on Θ at $\theta_0 \in \Theta$. A measurable function $l(\mathbf{Z}_i)$ exists such that $\sup_{\theta \in \Theta} |L_N(\theta)| \leq l(\mathbf{Z}_i)$ and $E(|l(\mathbf{Z}_i)|^q) \leq c$ for some integer $q > \max\{p + 1, 4\}$ and any $c > 0$

Assumption A.2. $\iota_{\min}(-\frac{1}{N} \sum_{i=1}^N H_1) \geq c$ for a constant $c > 0$.

Assumption A.1 is a standard requirement for establishing the consistency of nonlinear estimators. Together with Assumption 4, it implies that, for any $c > 0$, the probability bound $P(\sup_{\theta \in \Theta} |L_N(\theta) - E(L_N(\theta))| \leq c) = 1 - o(N^{-1})$ holds, which is a well-established result in the literature (see, e.g., Lemma 8 of Iwasawa et al. 2022).

Assumption A.2 implies that all eigenvalues of $-\frac{1}{N} \sum_{i=1}^N H_1$ are nonzero, thereby imposing a stronger restriction than the first part of Assumption 3. However, asymptotically, these two assumptions are equivalent, since $-E(H_1)$ corresponds to the variance matrix of the MLE under the information matrix equality. Given that a variance matrix is positive semidefinite, its eigenvalues are necessarily nonnegative.

Lemma A.1 (Consistency). *Suppose Assumptions 2, 4, and A.1. Then, for any δ , $P(\|\hat{\theta}_\lambda - \theta_0\| > \delta) = O(N^{-1})$.*

Proof. Let $\epsilon = E(L_N(\boldsymbol{\theta}_0)) - \sup_{\boldsymbol{\theta}: \|\boldsymbol{\theta} - \boldsymbol{\theta}_0\| > \delta} E(L_N(\boldsymbol{\theta}))$, where $\epsilon > 0$ follows from the uniqueness of $\boldsymbol{\theta}_0$. Define the event $A = \{\sup_{\boldsymbol{\theta} \in \Theta} |L_N(\boldsymbol{\theta}) - E(L_N(\boldsymbol{\theta}))| \leq \epsilon/3\}$. As discussed below the display of assumptions, it holds for any ϵ that $P(A) = 1 - P(A^c) = 1 - o(N^{-1})$.

Since

$$\begin{aligned} P(\|\hat{\boldsymbol{\theta}}_\lambda - \boldsymbol{\theta}_0\| \leq \delta) &= P(\|\hat{\boldsymbol{\theta}}_\lambda - \boldsymbol{\theta}_0\| \leq \delta \mid A)P(A) + P(\|\hat{\boldsymbol{\theta}}_\lambda - \boldsymbol{\theta}_0\| \leq \delta \mid A^c)P(A^c) \\ &\geq P(\|\hat{\boldsymbol{\theta}}_\lambda - \boldsymbol{\theta}_0\| \leq \delta \mid A)[1 - o(N^{-1})], \end{aligned}$$

it suffices to show that $P(\|\hat{\boldsymbol{\theta}}_\lambda - \boldsymbol{\theta}_0\| \leq \delta \mid A) = 1$ for some ϵ .

Conditional on A , it holds that

$$\begin{aligned} \sup_{\boldsymbol{\theta}: \|\boldsymbol{\theta} - \boldsymbol{\theta}_0\| > \delta} L_N(\boldsymbol{\theta}) - \|\Lambda(\boldsymbol{\theta} - \boldsymbol{\theta}^0)\|^2 &\leq \sup_{\boldsymbol{\theta}: \|\boldsymbol{\theta} - \boldsymbol{\theta}_0\| > \delta} \{E(L_N(\boldsymbol{\theta})) + L_N(\boldsymbol{\theta}) - E(L_N(\boldsymbol{\theta}))\} \\ &\leq \sup_{\boldsymbol{\theta}: \|\boldsymbol{\theta} - \boldsymbol{\theta}_0\| > \delta} E(L_N(\boldsymbol{\theta})) + \epsilon/3 \\ &= E(L_N(\boldsymbol{\theta}_0)) - \epsilon + \epsilon/3 \\ &\leq L_N(\boldsymbol{\theta}_0) - \epsilon/3 \\ &= L_N(\boldsymbol{\theta}_0) - \lambda\|\Lambda(\boldsymbol{\theta}_0 - \boldsymbol{\theta}^0)\|^2 - \epsilon/3 + \lambda\|\Lambda(\boldsymbol{\theta}_0 - \boldsymbol{\theta}^0)\|^2 \\ &\leq L_N(\hat{\boldsymbol{\theta}}_\lambda) - \lambda\|\Lambda(\hat{\boldsymbol{\theta}}_\lambda - \boldsymbol{\theta}^0)\|^2 - \epsilon/3 + \lambda\|\Lambda(\boldsymbol{\theta}_0 - \boldsymbol{\theta}^0)\|^2. \end{aligned}$$

Since $\lambda\|\Lambda(\boldsymbol{\theta}_0 - \boldsymbol{\theta}^0)\|^2$ is bounded from above, choosing ϵ large enough ensures that $\epsilon/3 \geq \lambda\|\Lambda(\boldsymbol{\theta}_0 - \boldsymbol{\theta}^0)\|^2$. Then, we obtain

$$\begin{aligned} \sup_{\boldsymbol{\theta}: \|\boldsymbol{\theta} - \boldsymbol{\theta}_0\| > \delta} L_N(\boldsymbol{\theta}) - \lambda\|\Lambda(\boldsymbol{\theta} - \boldsymbol{\theta}^0)\|^2 &\leq L_N(\hat{\boldsymbol{\theta}}_\lambda) - \lambda\|\Lambda(\hat{\boldsymbol{\theta}}_\lambda - \boldsymbol{\theta}^0)\|^2 \\ &= \sup_{\boldsymbol{\theta} \in \Theta} L_N(\boldsymbol{\theta}) - \lambda\|\Lambda(\boldsymbol{\theta} - \boldsymbol{\theta}^0)\|^2 \end{aligned}$$

which implies $\|\hat{\boldsymbol{\theta}}_\lambda - \boldsymbol{\theta}_0\| \leq \delta$. Thus, we obtain $P(\|\hat{\boldsymbol{\theta}}_\lambda - \boldsymbol{\theta}_0\| \leq \delta \mid A) = 1$. \square

Lemma A.2. Suppose Assumptions 2, 4, A.1, and A.2 hold. Then, $\hat{\boldsymbol{\theta}}_\lambda - \boldsymbol{\theta}_0 = O_p(N^{-1/2}) + O(\lambda)$.

Proof. Assumption 2 allows Taylor expansions of the function $L_N(\hat{\boldsymbol{\theta}}_\lambda) = \frac{1}{N} \sum_{i=1}^N \log f(\mathbf{Z}_i, \hat{\boldsymbol{\theta}}_\lambda)$

around $\boldsymbol{\theta}_0$, which yields

$$L_N(\hat{\boldsymbol{\theta}}_\lambda) - L_N(\boldsymbol{\theta}_0) = (\hat{\boldsymbol{\theta}}_\lambda - \boldsymbol{\theta}_0)' \frac{1}{N} \sum_{i=1}^N \mathbf{S} + \frac{1}{2} (\hat{\boldsymbol{\theta}}_\lambda - \boldsymbol{\theta}_0)' \frac{1}{N} \sum_{i=1}^N H_1(\tilde{\boldsymbol{\theta}}) (\hat{\boldsymbol{\theta}}_\lambda - \boldsymbol{\theta}_0),$$

where $\tilde{\boldsymbol{\theta}}$ is some point between $\hat{\boldsymbol{\theta}}_\lambda$ and $\boldsymbol{\theta}_0$. By the definition of the generalized ridge MLE, $L_N(\hat{\boldsymbol{\theta}}_\lambda) - \lambda \|A(\hat{\boldsymbol{\theta}}_\lambda - \boldsymbol{\theta}^0)\|^2 \geq L_N(\boldsymbol{\theta}_0) - \lambda \|A(\boldsymbol{\theta}_0 - \boldsymbol{\theta}^0)\|^2$. Then,

$$\begin{aligned} 0 &\leq L_N(\hat{\boldsymbol{\theta}}_\lambda) - L_N(\boldsymbol{\theta}_0) + \lambda \|A(\hat{\boldsymbol{\theta}}_\lambda - \boldsymbol{\theta}^0)\|^2 - \lambda \|A(\boldsymbol{\theta}_0 - \boldsymbol{\theta}^0)\|^2 \\ &= (\hat{\boldsymbol{\theta}}_\lambda - \boldsymbol{\theta}_0)' \frac{1}{N} \sum_{i=1}^N \mathbf{S} + \frac{1}{2} (\hat{\boldsymbol{\theta}}_\lambda - \boldsymbol{\theta}_0)' \frac{1}{N} \sum_{i=1}^N H_1(\tilde{\boldsymbol{\theta}}) (\hat{\boldsymbol{\theta}}_\lambda - \boldsymbol{\theta}_0) + \lambda \|A(\hat{\boldsymbol{\theta}}_\lambda - \boldsymbol{\theta}^0)\|^2 - \lambda \|A(\boldsymbol{\theta}_0 - \boldsymbol{\theta}^0)\|^2, \end{aligned}$$

which implies

$$\begin{aligned} &2(\hat{\boldsymbol{\theta}}_\lambda - \boldsymbol{\theta}_0)' \frac{1}{N} \sum_{i=1}^N \mathbf{S} + 2\lambda \|A(\hat{\boldsymbol{\theta}}_\lambda - \boldsymbol{\theta}^0)\|^2 - 2\lambda \|A(\boldsymbol{\theta}_0 - \boldsymbol{\theta}^0)\|^2 \\ &\geq (\hat{\boldsymbol{\theta}}_\lambda - \boldsymbol{\theta}_0)' \left\{ -\frac{1}{N} \sum_{i=1}^N H_1(\tilde{\boldsymbol{\theta}}) \right\} (\hat{\boldsymbol{\theta}}_\lambda - \boldsymbol{\theta}_0). \end{aligned} \quad (\text{A.1})$$

We show that the right hand side of equation (A.1) is non-negative. The Weyl inequality⁷ yields

$$\begin{aligned} \iota_{\min} \left(-\frac{1}{N} \sum_{i=1}^N H_1 \right) &= \iota_{\min} \left(-\frac{1}{N} \sum_{i=1}^N H_1(\tilde{\boldsymbol{\theta}}) + \frac{1}{N} \sum_{i=1}^N H_1(\tilde{\boldsymbol{\theta}}) - \frac{1}{N} \sum_{i=1}^N H_1 \right) \\ &\leq \iota_{\min} \left(-\frac{1}{N} \sum_{i=1}^N H_1(\tilde{\boldsymbol{\theta}}) \right) + \iota_{\min} \left(\frac{1}{N} \sum_{i=1}^N H_1(\tilde{\boldsymbol{\theta}}) - \frac{1}{N} \sum_{i=1}^N H_1 \right) \\ &\leq \iota_{\min} \left(-\frac{1}{N} \sum_{i=1}^N H_1(\tilde{\boldsymbol{\theta}}) \right) + \iota_{\max} \left(\frac{1}{N} \sum_{i=1}^N H_1(\tilde{\boldsymbol{\theta}}) - \frac{1}{N} \sum_{i=1}^N H_1 \right). \end{aligned}$$

Since $|\iota_{\max}(A)| \leq \|A\|$ for any matrix (e.g. Theorem 4.21 of Schott 2016), we obtain

$$\begin{aligned} \iota_{\min} \left(-\frac{1}{N} \sum_{i=1}^N H_1(\tilde{\boldsymbol{\theta}}) \right) &\geq \iota_{\min} \left(-\frac{1}{N} \sum_{i=1}^N H_1 \right) - \iota_{\max} \left(\frac{1}{N} \sum_{i=1}^N H_1(\tilde{\boldsymbol{\theta}}) - \frac{1}{N} \sum_{i=1}^N H_1 \right) \\ &\geq \iota_{\min} \left(-\frac{1}{N} \sum_{i=1}^N H_1 \right) - \left\| \frac{1}{N} \sum_{i=1}^N H_1(\tilde{\boldsymbol{\theta}}) - \frac{1}{N} \sum_{i=1}^N H_1 \right\| \end{aligned}$$

⁷Let A and B be symmetric matrices. Then the Weyl inequality shows $\iota_{\min}(A + B) \leq \iota_{\min}(A) + \iota_{\min}(B)$.

$$\geq c - o_p(1),$$

where the last inequality follows from Assumption A.2 and Lemma A.1, along with Assumption 4. Since $-\frac{1}{N} \sum_{i=1}^N H_1(\tilde{\theta})$ is a $p \times p$ symmetric matrix, there exists a $p \times p$ orthogonal matrix E such that $-\frac{1}{N} \sum_{i=1}^N H_1(\tilde{\theta}) = EQE'$, where Q is a $p \times p$ diagonal matrix whose elements are the eigenvalues of $-\frac{1}{N} \sum_{i=1}^N H_1(\tilde{\theta})$. Thus, for the right-hand side of equation (A.1), we obtain

$$\begin{aligned} (\hat{\theta}_\lambda - \theta_0)' \left\{ -\frac{1}{N} \sum_{i=1}^N H_1(\tilde{\theta}) \right\} (\hat{\theta}_\lambda - \theta_0) &= (\hat{\theta}_\lambda - \theta_0)' EQE' (\hat{\theta}_\lambda - \theta_0) \\ &\geq \iota_{\min} \left(-\frac{1}{N} \sum_{i=1}^N H_1(\tilde{\theta}) \right) \|\hat{\theta}_\lambda - \theta_0\|^2 \geq 0 \end{aligned} \quad (\text{A.2})$$

when N is sufficiently large.

Since $\|\Lambda(\hat{\theta}_\lambda - \theta^0)\|^2 = \|\Lambda(\theta_0 - \theta^0)\|^2 + 2(\tilde{\theta} - \theta^0)' \Lambda' \Lambda (\hat{\theta}_\lambda - \theta_0)$ for some $\tilde{\theta}$ that lies between $\hat{\theta}_\lambda$ and θ_0 , equations (A.1) and (A.2) imply

$$2 \|\hat{\theta}_\lambda - \theta_0\| \left\| \frac{1}{N} \sum_{i=1}^N \mathbf{S} \right\| + 2\lambda \|(\tilde{\theta} - \theta^0)' \Lambda' \Lambda\| \|\hat{\theta}_\lambda - \theta_0\| \geq \iota_{\min} \left(-\frac{1}{N} \sum_{i=1}^N H_1(\tilde{\theta}) \right) \|\hat{\theta}_\lambda - \theta_0\|^2.$$

Thus, we obtain

$$\begin{aligned} \|\hat{\theta}_\lambda - \theta_0\| &\leq \iota_{\min} \left(-\frac{1}{N} \sum_{i=1}^N H_1(\tilde{\theta}) \right)^{-1} 2 \left[\left\| \frac{1}{N} \sum_{i=1}^N \mathbf{S} \right\| + \lambda \|(\tilde{\theta} - \theta^0)' \Lambda' \Lambda\| \right] \\ &= O_p(N^{-1/2}) + O(\lambda). \end{aligned}$$

□

Supplemental Material B: Technical Lemmas

We present the stochastic expansion of the generalized ridge MLE. To this end, define $V_n = \frac{1}{N} \sum_{i=1}^N H_1 - E(H_1)$, where Assumption 2 implies that $V_n = O_p(N^{-1/2})$.

Additionally, define

$$\mathbf{a}_{-1/2}(\lambda) = -Q_\lambda \left\{ \frac{1}{N} \sum_{i=1}^N \mathbf{S} - 2\lambda \Lambda' \Lambda (\boldsymbol{\theta}_0 - \boldsymbol{\theta}^0) \right\},$$

and

$$\mathbf{a}_{-1}(\lambda) = Q_\lambda V_n Q_\lambda \left\{ \frac{1}{N} \sum_{i=1}^N \mathbf{S} - 2\lambda \Lambda' \Lambda (\boldsymbol{\theta}_0 - \boldsymbol{\theta}^0) \right\} - \frac{1}{2} Q_\lambda E(H_2) \{ \mathbf{a}_{-1/2}(\lambda) \otimes \mathbf{a}_{-1/2}(\lambda) \}.$$

It follows that $\mathbf{a}_{-1/2}(\lambda) = O_p(N^{-1/2}) + O(\lambda)$ and $\mathbf{a}_{-1}(\lambda) = O_p(N^{-1}) + O(N^{-1/2}\lambda) + O(\lambda^2)$, since $Q_\lambda = O(1)$ by Assumption 3 and $1/N \sum_{i=1}^N \mathbf{S}(\boldsymbol{\theta}) = O_p(N^{-1/2})$ by Assumption 2.

Lemma B.1. *Suppose Assumptions 1, 2, 3, and 4. Then,*

$$\hat{\boldsymbol{\theta}}_\lambda - \boldsymbol{\theta}_0 = \mathbf{a}_{-1/2}(\lambda) + \mathbf{a}_{-1}(\lambda) + [O_p(N^{-1/2}) + O(\lambda)]^3.$$

Proof. We define the function $\psi_{N,\lambda}(\boldsymbol{\theta}) \equiv 1/N \sum_{i=1}^N \mathbf{S}(\boldsymbol{\theta}) - 2\lambda \Lambda' \Lambda (\boldsymbol{\theta} - \boldsymbol{\theta}^0)$. For notational simplicity, we denote $\psi_{N,\lambda}(\boldsymbol{\theta})$ evaluated at $\boldsymbol{\theta} = \boldsymbol{\theta}_0$ simply by $\psi_{N,\lambda}$.

Under Assumption 2, $\psi_{N,\lambda}(\boldsymbol{\theta})$ is three times differentiable with respect to $\boldsymbol{\theta}$, with the following derivatives: the first derivative is $\frac{1}{N} \sum_{i=1}^N H_1(\boldsymbol{\theta}) - 2\lambda \Lambda' \Lambda$, the second derivative is $\frac{1}{N} \sum_{i=1}^N H_2(\boldsymbol{\theta})$, and the third derivative is $\frac{1}{N} \sum_{i=1}^N H_3(\boldsymbol{\theta})$.

Since the generalized ridge MLE is defined to satisfy $\psi_{N,\lambda}(\hat{\boldsymbol{\theta}}_\lambda) = 1/N \sum_{i=1}^N \mathbf{S}(\hat{\boldsymbol{\theta}}_\lambda) - 2\lambda \Lambda' \Lambda (\hat{\boldsymbol{\theta}}_\lambda - \boldsymbol{\theta}^0) = \mathbf{0}$, the second-order Taylor expansion of $\psi_{N,\lambda}(\hat{\boldsymbol{\theta}}_\lambda)$ around $\boldsymbol{\theta}_0$ yields

$$\begin{aligned} 0 &= \psi_{N,\lambda}(\hat{\boldsymbol{\theta}}_\lambda) \\ &= \psi_{N,\lambda} + \left(\frac{1}{N} \sum_{i=1}^N H_1 - 2\lambda \Lambda' \Lambda \right) (\hat{\boldsymbol{\theta}}_\lambda - \boldsymbol{\theta}_0) + \frac{1}{2N} \sum_{i=1}^N H_2(\tilde{\boldsymbol{\theta}}) \{ (\hat{\boldsymbol{\theta}}_\lambda - \boldsymbol{\theta}_0) \otimes (\hat{\boldsymbol{\theta}}_\lambda - \boldsymbol{\theta}_0) \}, \end{aligned}$$

where $\tilde{\boldsymbol{\theta}}$ lies between $\hat{\boldsymbol{\theta}}_\lambda$ and $\boldsymbol{\theta}_0$.

For $j = 2, 3$, it holds that $\frac{1}{N} \sum_{i=1}^N H_j(\tilde{\boldsymbol{\theta}}) = \frac{1}{N} \sum_{i=1}^N H_j + \frac{1}{N} \sum_{i=1}^N \{H_j(\tilde{\boldsymbol{\theta}}) - H_j\} = E(H_j) +$

$O_p(N^{-1/2}) + O(\lambda)$, since $\frac{1}{N} \sum_{i=1}^N H_j - E(H_j) = O_p(N^{-1/2})$ by Assumption 2 and $\frac{1}{N} \sum_{i=1}^N \|H_j(\tilde{\theta}) - H_j\| \leq \|\tilde{\theta} - \theta_0\| \frac{1}{N} \sum_{i=1}^N M_i = O_p(N^{-1/2}) + O(\lambda)$ by Assumptions 1 and 4. Additionally, $\frac{1}{N} \sum_{i=1}^N H_1 = E(H_1) + O_p(N^{-1/2}) + O(\lambda)$.

Thus, the second-order expansion implies

$$0 = \psi_{N,\lambda} + Q_\lambda^{-1}(\hat{\theta}_\lambda - \theta_0) + O_p(N^{-1}) + O_p(N^{-1/2}\lambda) + O(\lambda^2),$$

where we use the notation $Q_\lambda^{-1} = E(H_1) - 2\lambda\Lambda'\Lambda$.

By Assumption 3, we obtain

$$\hat{\theta}_\lambda - \theta_0 = -Q_\lambda \psi_{N,\lambda} + O_p(N^{-1}) + O_p(N^{-1/2}\lambda) + O(\lambda^2). \quad (\text{B.1})$$

Next, we consider the third-order expansion of the function $\psi_{N,\lambda}(\hat{\theta}_\lambda)$ around θ_0 , which yields

$$\begin{aligned} 0 &= \psi_{N,\lambda}(\hat{\theta}_\lambda) \\ &= \psi_{N,\lambda} + \left\{ \frac{1}{N} \sum_{i=1}^N H_1 - 2\lambda\Lambda'\Lambda \right\} (\hat{\theta}_\lambda - \theta_0) + \frac{1}{2N} \sum_{i=1}^N H_2 \{(\hat{\theta}_\lambda - \theta_0) \otimes (\hat{\theta}_\lambda - \theta_0)\} \\ &\quad + \frac{1}{6N} \sum_{i=1}^N H_3(\tilde{\theta}) \{(\hat{\theta}_\lambda - \theta_0) \otimes (\hat{\theta}_\lambda - \theta_0) \otimes (\hat{\theta}_\lambda - \theta_0)\}. \\ &= \psi_{N,\lambda} + \left\{ \frac{1}{N} \sum_{i=1}^N H_1 - 2\lambda\Lambda'\Lambda \right\} (\hat{\theta}_\lambda - \theta_0) + \frac{1}{2N} \sum_{i=1}^N H_2 \{(\hat{\theta}_\lambda - \theta_0) \otimes (\hat{\theta}_\lambda - \theta_0)\} + \mathbf{a}_{-3/2}, \end{aligned}$$

where $\mathbf{a}_{-3/2}$ collects terms of order ϵ^3 with $\epsilon = O_p(N^{-1/2}) + O(\lambda)$, as implied by Assumptions 1, 2, and 4.

Defining $\nabla\psi_{N,\lambda} = \frac{1}{N} \sum_{i=1}^N H_1 - 2\lambda\Lambda'\Lambda$, we can rewrite the equation using Assumption 3, which gives

$$\hat{\theta}_\lambda - \theta_0 = -(\nabla\psi_{N,\lambda})^{-1} \psi_{N,\lambda} - (\nabla\psi_{N,\lambda})^{-1} \frac{1}{2N} \sum_{i=1}^N H_2 \{(\hat{\theta}_\lambda - \theta_0) \otimes (\hat{\theta}_\lambda - \theta_0)\} + \mathbf{a}_{-3/2}. \quad (\text{B.2})$$

Recall the notations: $Q = \{E(H_1)\}^{-1}$, $Q_\lambda = \{E(H_1) - 2\lambda\Lambda'\Lambda\}^{-1}$, and $V_n = \frac{1}{N} \sum_{i=1}^N H_1 - E(H_1)$, where $Q_\lambda = O(1)$ by Assumption 3 and $V_n = O_p(N^{-1/2})$ by Assumption 2. Then, we

obtain

$$\begin{aligned} (\nabla \psi_{N,\lambda})^{-1} &= (Q_\lambda^{-1} + V_n)^{-1} = (I + Q_\lambda V_n)^{-1} Q_\lambda \\ &= Q_\lambda - Q_\lambda V_n Q_\lambda + Q_\lambda V_n Q_\lambda V_n Q_\lambda + O_p(N^{-3/2}). \end{aligned}$$

Replacing the first and second appearances of $(\nabla \psi_{N,\lambda})^{-1}$ in equation (B.2) by $Q_\lambda - Q_\lambda V_n Q_\lambda + O_p(N^{-1})$, and $Q_\lambda + O_p(N^{-1/2})$, respectively, leads to

$$\begin{aligned} \hat{\theta}_\lambda - \theta_0 &= -\{Q_\lambda - Q_\lambda V_n Q_\lambda + O_p(N^{-1})\} \psi_{N,\lambda} \\ &\quad - \{Q_\lambda + O_p(N^{-1/2})\} \frac{1}{2N} \sum_{i=1}^N H_2 \{(\hat{\theta}_\lambda - \theta_0) \otimes (\hat{\theta}_\lambda - \theta_0)\} + \mathbf{a}_{-3/2} \\ &= -(Q_\lambda - Q_\lambda V_n Q_\lambda) \psi_{N,\lambda} \\ &\quad - \frac{1}{2} Q_\lambda E(H_2) [(\hat{\theta}_\lambda - \theta_0) \otimes (\hat{\theta}_\lambda - \theta_0)] + \mathbf{a}_{-3/2} + O_p(N^{-3/2}), \end{aligned} \tag{B.3}$$

where, for the derivation of the last equality, we use that $\frac{1}{N} \sum_{i=1}^N H_2 = E(H_2) + O_p(N^{-1/2})$ by Assumption 2.

Finally, substituting equation (B.1) into (B.3) yields

$$\begin{aligned} \hat{\theta}_\lambda - \theta_0 &= -(Q_\lambda - Q_\lambda V_n Q_\lambda) \psi_{N,\lambda} \\ &\quad - \frac{1}{2} Q_\lambda E(H_2) (Q_\lambda \psi_{N,\lambda} \otimes Q_\lambda \psi_{N,\lambda}) + \mathbf{a}_{-3/2} + O_p(N^{-3/2}). \end{aligned}$$

□

For the special case of $\lambda = 0$, that is, when the (unpenalized) generic MLE is considered, Lemma B.1 implies that $\hat{\theta}_\lambda - \theta_0 = \mathbf{a}_{-1/2} + \mathbf{a}_{-1} + O_p(N^{-3/2})$, where $\mathbf{a}_{-1/2} = -Q \frac{1}{N} \sum_{i=1}^N \mathbf{S} = O_p(N^{-1/2})$ and $\mathbf{a}_{-1} = O_p(N^{-1})$.

This result is equivalent to the second-order stochastic expansion of the generic MLE presented in Proposition 3.2 of Rilstone et al. (1996).

Lemma B.2. *Suppose Assumption 3. For any value of λ , it holds that $(1 + 2\lambda)Q_\lambda = Q$ when $\Lambda = E(-H_1)^{1/2}$.*

Proof. The weighting matrix $\Lambda = E(-H_1)^{1/2}$ leads to $\Lambda' \Lambda = E(-H_1)$. Then, we obtain $Q_\lambda^{-1} = E(H_1) + 2\lambda E(H_1) = (1 + 2\lambda)Q^{-1}$, which implies $(1 + 2\lambda)Q_\lambda = Q$. \square

Supplemental Material C: Proofs

Proof of Lemma 1

Proof. The second order bias is the expectation of the first two terms of the stochastic expansion given in Lemma B.1, that is,

$$\text{bias}_{N^{-1}}(\hat{\boldsymbol{\theta}}_\lambda) = E(\mathbf{a}_{-1/2}(\lambda)) + E(\mathbf{a}_{-1}(\lambda)),$$

where $\mathbf{a}_{-1/2}(\lambda)$ and $\mathbf{a}_{-1}(\lambda)$ are defined in Supplemental Material B. Given that $E(\mathbf{S}) = \mathbf{0}$ by the definition of $\boldsymbol{\theta}_0$, it follows that $E(\mathbf{a}_{-1/2}(\lambda)) = 2\lambda Q_\lambda \Lambda' \Lambda(\boldsymbol{\theta}_0 - \boldsymbol{\theta}^0)$.

Define $V_n = \frac{1}{N} \sum_{i=1}^N H_1 - E(H_1) = \frac{1}{N} \sum_{i=1}^N V_i$, where $E(V_i) = 0$ by construction.

To emphasize that \mathbf{S} , defined as $\mathbf{S} = \partial \log f(\mathbf{Z}_i, \boldsymbol{\theta}) / \partial \boldsymbol{\theta} |_{\boldsymbol{\theta}=\boldsymbol{\theta}_0}$, is a function of the random variable \mathbf{Z}_i , we add the subscript i to \mathbf{S} , that is, we write $\mathbf{S} = \mathbf{S}_i$ in Supplemental Material.

Under the assumption of i.i.d. observations, it follows that $E(V_i \mathbf{S}_j) = \mathbf{0}$ and $E(\mathbf{S}_i \otimes \mathbf{S}_j) = \mathbf{0}$ for all $i \neq j$.

Using these properties, we obtain

$$\begin{aligned} E(\mathbf{a}_{-1}(\lambda)) &= \frac{1}{N} Q_\lambda E(V_i Q_\lambda \mathbf{S}_i) - \frac{1}{2} Q_\lambda E(H_2) \left[\frac{1}{N} E(Q_\lambda \mathbf{S}_i \otimes Q_\lambda \mathbf{S}_i) \right. \\ &\quad \left. + 4\lambda^2 \{Q_\lambda \Lambda' \Lambda(\boldsymbol{\theta}_0 - \boldsymbol{\theta}^0) \otimes Q_\lambda \Lambda' \Lambda(\boldsymbol{\theta}_0 - \boldsymbol{\theta}^0)\} \right] \\ &= \frac{1}{N} Q_\lambda \left(E(H_1 Q_\lambda \mathbf{S}_i) - \frac{1}{2} E(H_2) (Q_\lambda \otimes Q_\lambda) \left[E(\mathbf{S}_i \otimes \mathbf{S}_i) \right. \right. \\ &\quad \left. \left. + 4\lambda^2 N \{ \Lambda' \Lambda(\boldsymbol{\theta}_0 - \boldsymbol{\theta}^0) \} \otimes \{ R' \Lambda' \Lambda(\boldsymbol{\theta}_0 - \boldsymbol{\theta}^0) \} \right] \right), \end{aligned}$$

which establishes the lemma. □

Proof of Lemma 2

Proof. The Woodbury matrix identity yields $Q_\lambda = \{E(H_1) - 2\lambda A' \Lambda\}^{-1} = Q + B_\lambda$, where $B_\lambda = 2Q\{(\lambda A' \Lambda)^{-1} - 2Q\}^{-1}Q$ and I is the $p \times p$ identity matrix.⁸ This leads to

$$\begin{aligned}
\mathbf{a}_{-1/2}(\lambda) &= -Q_\lambda \left\{ \frac{1}{N} \sum_{i=1}^N \mathbf{S} - 2\lambda A' \Lambda (\boldsymbol{\theta}_0 - \boldsymbol{\theta}^0) \right\} \\
&= -\{E(H_1) - 2\lambda A' \Lambda\}^{-1} \left\{ \frac{1}{N} \sum_{i=1}^N \mathbf{S} - 2\lambda A' \Lambda (\boldsymbol{\theta}_0 - \boldsymbol{\theta}^0) \right\} \\
&= -(Q + B_\lambda) \left\{ \frac{1}{N} \sum_{i=1}^N \mathbf{S} - 2\lambda A' \Lambda (\boldsymbol{\theta}_0 - \boldsymbol{\theta}^0) \right\} \\
&= \mathbf{a}_{-1/2} + 2\lambda Q A' \Lambda (\boldsymbol{\theta}_0 - \boldsymbol{\theta}^0) - B_\lambda \left\{ \frac{1}{N} \sum_{i=1}^N \mathbf{S} - 2\lambda A' \Lambda (\boldsymbol{\theta}_0 - \boldsymbol{\theta}^0) \right\} \\
&= \mathbf{a}_{-1/2} + \mathbf{M}_1(\lambda), \tag{C.1}
\end{aligned}$$

where $\mathbf{a}_{-1/2} = -Q \frac{1}{N} \sum_{i=1}^N \mathbf{S}$ and $\mathbf{M}_1(\lambda) = 2\lambda Q A' \Lambda (\boldsymbol{\theta}_0 - \boldsymbol{\theta}^0) - B_\lambda \{ \frac{1}{N} \sum_{i=1}^N \mathbf{S} - 2\lambda A' \Lambda (\boldsymbol{\theta}_0 - \boldsymbol{\theta}^0) \} = 2\lambda(Q + B_\lambda) A' \Lambda (\boldsymbol{\theta}_0 - \boldsymbol{\theta}^0) - B_\lambda \frac{1}{N} \sum_{i=1}^N \mathbf{S}$. This derivation yields $E(\mathbf{a}_{-1/2}(\lambda) \mathbf{a}_{-1/2}(\lambda)') = E(\mathbf{a}_{-1/2} \mathbf{a}_{-1/2}') + E(\mathbf{a}_{-1/2} \mathbf{M}_1(\lambda)') + E(\mathbf{M}_1(\lambda)' \mathbf{a}_{-1/2}) + E(\mathbf{M}_1(\lambda) \mathbf{M}_1(\lambda)').$

The first-order MSE is the expectation of the outer product of the first term of a stochastic expansion given in Lemma B.1, that is,

$$\begin{aligned}
\text{MSE}_{N^{-1}}(\hat{\boldsymbol{\theta}}_\lambda) &= E(\mathbf{a}_{-1/2}(\lambda) \mathbf{a}_{-1/2}(\lambda)') \\
&= E(\mathbf{a}_{-1/2} \mathbf{a}_{-1/2}') + E(\mathbf{a}_{-1/2} \mathbf{M}_1(\lambda)') + E(\mathbf{M}_1(\lambda)' \mathbf{a}_{-1/2}) + E(\mathbf{M}_1(\lambda) \mathbf{M}_1(\lambda)'). \tag{C.2}
\end{aligned}$$

The assumptions of i.i.d. observations and $E(\mathbf{S}) = 0$ by definition lead to $E(\mathbf{a}_{-1/2} \mathbf{a}_{-1/2}') = N^{-1} Q E(\mathbf{S} \mathbf{S}') Q$, $E(\mathbf{a}_{-1/2} \mathbf{M}_1(\lambda)') = N^{-1} Q E(\mathbf{S} \mathbf{S}') B_\lambda'$, $E(\mathbf{M}_1(\lambda) \mathbf{a}_{-1/2}') = N^{-1} B_\lambda E(\mathbf{S} \mathbf{S}') Q'$, and $E(\mathbf{M}_1(\lambda) \mathbf{M}_1(\lambda)') = 4\lambda^2 (Q + B_\lambda) A' \Lambda (\boldsymbol{\theta}_0 - \boldsymbol{\theta}^0) (\boldsymbol{\theta}_0 - \boldsymbol{\theta}^0)' A' \Lambda (Q + B_\lambda)' + N^{-1} B_\lambda E(\mathbf{S} \mathbf{S}') B_\lambda'$. \square

⁸For any invertible $p \times p$ matrix A and B , the Woodbury matrix identity is $(A + B)^{-1} = A^{-1} - A^{-1}(B^{-1} + A^{-1})^{-1}A^{-1}$.

Proof of Theorem 1

Proof. [1] Equations (C.1) and (C.2) establish that $\text{MSE}_{N-1}(\hat{\boldsymbol{\theta}}_\lambda) = E(\{\mathbf{a}_{-1/2} + \mathbf{M}_1(\lambda)\}\{\mathbf{a}_{-1/2} + \mathbf{M}_1(\lambda)\}')$. Utilizing the definition of B_λ , which satisfies $(Q^{-1} - 2\lambda\Lambda'\Lambda)^{-1} = Q + B_\lambda$ yields the following result:

$$\begin{aligned}\mathbf{a}_{-1/2} + \mathbf{M}_1(\lambda) &= -Q \frac{1}{N} \sum_{i=1}^N \mathbf{S} + 2\lambda(Q + B_\lambda)\Lambda'\Lambda(\boldsymbol{\theta}_0 - \boldsymbol{\theta}^0) - B_\lambda \frac{1}{N} \sum_{i=1}^N \mathbf{S} \\ &= (Q + B_\lambda) \left\{ 2\lambda\Lambda'\Lambda(\boldsymbol{\theta}_0 - \boldsymbol{\theta}^0) - \frac{1}{N} \sum_{i=1}^N \mathbf{S} \right\} \\ &= (Q^{-1} - 2\lambda\Lambda'\Lambda)^{-1} \left\{ 2\lambda\Lambda'\Lambda(\boldsymbol{\theta}_0 - \boldsymbol{\theta}^0) - \frac{1}{N} \sum_{i=1}^N \mathbf{S} \right\}.\end{aligned}\tag{C.3}$$

When $\lambda = 0$, it follows that $\mathbf{a}_{-1/2} + \mathbf{M}_1(\lambda) = -Q \frac{1}{N} \sum_{i=1}^N \mathbf{S} = \mathbf{a}_{-1/2}$, which implies $\text{MSE}_{N-1}(\hat{\boldsymbol{\theta}}_\lambda) = E(\mathbf{a}_{-1/2}\mathbf{a}_{-1/2}')$. Furthermore, $E(\mathbf{a}_{-1/2}\mathbf{a}_{-1/2}') = N^{-1}QE(\mathbf{S}\mathbf{S}')Q = \text{MSE}_{N-1}(\hat{\boldsymbol{\theta}})$, where the first equality follows from the definition $\mathbf{a}_{-1/2} = -Q \frac{1}{N} \sum_{i=1}^N \mathbf{S}$ along with the independence of \mathbf{Z}_i and equation (4).

[2] The information matrix equality, i.e., $-Q^{-1} = E(\mathbf{S}\mathbf{S}')$, is established under the boundedness assumptions in Theorem 1 [2], combined with the differentiability of $f(\mathbf{z}, \boldsymbol{\theta})$ with respect to $\boldsymbol{\theta}$ in Assumption 2 (see Lemma 3.6 of Newey and McFadden 1994). This result implies that $\text{MSE}_{N-1}(\hat{\boldsymbol{\theta}}) = N^{-1}QE(\mathbf{S}\mathbf{S}')Q = -N^{-1}Q$. Furthermore, straightforward algebraic manipulations yield $Q_\lambda^{-1}QQ_\lambda^{-1} = (Q^{-1} - 2\lambda\Lambda'\Lambda)Q(Q^{-1} - 2\lambda\Lambda'\Lambda) = Q^{-1} - 4\lambda\Lambda'\Lambda + 4\lambda^2\Lambda'\Lambda Q\Lambda'\Lambda$.

Using these derivations, we obtain

$$\begin{aligned}\text{MSE}_{N-1}(\hat{\boldsymbol{\theta}}) - \text{MSE}_{N-1}(\hat{\boldsymbol{\theta}}_\lambda) &= -N^{-1}Q - N^{-1}Q_\lambda E(\mathbf{S}\mathbf{S}')Q'_\lambda - 4\lambda^2Q_\lambda\Lambda'\Lambda(\boldsymbol{\theta}_0 - \boldsymbol{\theta}^0)(\boldsymbol{\theta}_0 - \boldsymbol{\theta}^0)'\Lambda'\Lambda Q'_\lambda \\ &= Q_\lambda \{-N^{-1}Q_\lambda^{-1}QQ_\lambda^{-1} + N^{-1}Q - 4\lambda^2\Lambda'\Lambda(\boldsymbol{\theta}_0 - \boldsymbol{\theta}^0)(\boldsymbol{\theta}_0 - \boldsymbol{\theta}^0)'\Lambda'\Lambda\}Q'_\lambda \\ &= \lambda Q_\lambda \{N^{-1}4\Lambda'\Lambda + N^{-1}4\lambda\Lambda'\Lambda(-Q)\Lambda'\Lambda - 4\lambda\Lambda'\Lambda(\boldsymbol{\theta}_0 - \boldsymbol{\theta}^0)(\boldsymbol{\theta}_0 - \boldsymbol{\theta}^0)'\Lambda'\Lambda\}Q'_\lambda.\end{aligned}$$

Under the information matrix equality and Assumption 2, the matrix $-Q^{-1} = E(-\partial \log f(\boldsymbol{\theta})/\partial \boldsymbol{\theta} \partial \boldsymbol{\theta}')$ is positive definite, which implies that $-Q_\lambda = (2\lambda\Lambda'\Lambda - Q)^{-1}$ is also positive definite. Given the invertibility of $\Lambda'\Lambda$, it follows that $\Lambda'\Lambda(-Q)\Lambda'\Lambda$ is positive definite.

Thus, it remains to show that $N^{-1}A'A - \lambda A'A(\boldsymbol{\theta}_0 - \boldsymbol{\theta}^0)(\boldsymbol{\theta}_0 - \boldsymbol{\theta}^0)'A'A$ is positive semi-definite for some λ . Since the outer product of a vector results in a rank-one matrix, the $p-1$ eigenvalues of $A'A(\boldsymbol{\theta}_0 - \boldsymbol{\theta}^0)(\boldsymbol{\theta}_0 - \boldsymbol{\theta}^0)'A'A$ are zero, while the remaining eigenvalue equals its trace, i.e., $(\boldsymbol{\theta}_0 - \boldsymbol{\theta}^0)'A'A(\boldsymbol{\theta}_0 - \boldsymbol{\theta}^0)$. Thus, a sufficient condition for positive semi-definiteness is $N^{-1}\iota_{\min}(A'A) \geq \lambda(\boldsymbol{\theta}_0 - \boldsymbol{\theta}^0)'A'A(\boldsymbol{\theta}_0 - \boldsymbol{\theta}^0)$, where $\iota_{\min}(A)$ denotes the smallest eigenvalue of the symmetric matrix A .

Since $A'A$ is positive definite and $(\boldsymbol{\theta}_0 - \boldsymbol{\theta}^0)'A'A(\boldsymbol{\theta}_0 - \boldsymbol{\theta}^0) < \infty$, there exists some λ for which the condition holds. \square

Proof of Proposition 1

Proof. As shown in equation (C.2), the first-order MSE of $\hat{\boldsymbol{\theta}}_\lambda$ is given by $\text{MSE}_{N-1}(\hat{\boldsymbol{\theta}}_\lambda) = E(\mathbf{a}_{-1/2}(\lambda)\mathbf{a}_{-1/2}(\lambda)')$, which implies that $\text{trace}(\text{MSE}_{N-1}(\hat{\boldsymbol{\theta}}_\lambda)) = E(\|\mathbf{a}_{-1/2}(\lambda)\|^2)$. Similarly, from the derivation following equation (C.3), it follows that $\text{trace}(\text{MSE}_{N-1}(\hat{\boldsymbol{\theta}})) = E(\|\mathbf{a}_{-1/2}\|^2)$.

Equation (C.1) and Lemma B.2 together imply that

$$\begin{aligned}\mathbf{a}_{-1/2}(\lambda) &= Q_\lambda \left\{ 2\lambda A'A(\boldsymbol{\theta}_0 - \boldsymbol{\theta}^0) - \frac{1}{N} \sum_{i=1}^N \mathbf{S} \right\} \\ &= (1 + 2\lambda)^{-1} Q \left\{ -2\lambda Q^{-1}(\boldsymbol{\theta}_0 - \boldsymbol{\theta}^0) - \frac{1}{N} \sum_{i=1}^N \mathbf{S} \right\} \\ &= (1 + 2\lambda)^{-1} \{ -2\lambda(\boldsymbol{\theta}_0 - \boldsymbol{\theta}^0) + \mathbf{a}_{-1/2} \} \\ &= \frac{-2\lambda}{1 + 2\lambda}(\boldsymbol{\theta}_0 - \boldsymbol{\theta}^0) + \frac{1}{1 + 2\lambda}\mathbf{a}_{-1/2}.\end{aligned}$$

This derivation, along with the fact that $E(\mathbf{a}_{-1/2}) = \mathbf{0}$, leads to

$$\begin{aligned}\text{MSE}_{N-1}(\hat{\boldsymbol{\theta}}_\lambda) &= E(\mathbf{a}_{-1/2}(\lambda)\mathbf{a}_{-1/2}(\lambda)') \\ &= \frac{4\lambda^2}{(1 + 2\lambda)^2}(\boldsymbol{\theta}_0 - \boldsymbol{\theta}^0)(\boldsymbol{\theta}_0 - \boldsymbol{\theta}^0)' + \frac{1}{(1 + 2\lambda)^2}E(\mathbf{a}_{-1/2}\mathbf{a}_{-1/2}') \\ &= \text{MSE}_{N-1}(\hat{\boldsymbol{\theta}}) + \frac{4\lambda^2}{(1 + 2\lambda)^2}(\boldsymbol{\theta}_0 - \boldsymbol{\theta}^0)(\boldsymbol{\theta}_0 - \boldsymbol{\theta}^0)' \\ &\quad + \left\{ \frac{1}{(1 + 2\lambda)^2} - 1 \right\} E(\mathbf{a}_{-1/2}\mathbf{a}_{-1/2}').\end{aligned}$$

Thus, the inequality $\text{trace}(\text{MSE}_{N-1}(\hat{\boldsymbol{\theta}}) - \text{MSE}_{N-1}(\hat{\boldsymbol{\theta}}_\lambda)) > 0$ holds when the traces of the second

and third terms are negative, which will be shown below.

Observe that $\text{trace}((\boldsymbol{\theta}_0 - \boldsymbol{\theta}^0)(\boldsymbol{\theta}_0 - \boldsymbol{\theta}^0)') = \|\boldsymbol{\theta}_0 - \boldsymbol{\theta}^0\|^2$ and $\text{trace}(E(\mathbf{a}_{-1/2}\mathbf{a}_{-1/2}')) = E(\|\mathbf{a}_{-1/2}\|^2) = E(\|Q \frac{1}{N} \sum_{i=1}^N S\|^2)$. Then, the condition $\lambda < \frac{E(\|Q \frac{1}{N} \sum_{i=1}^N S\|^2)}{\|\boldsymbol{\theta}_0 - \boldsymbol{\theta}^0\|^2 - E(\|Q \frac{1}{N} \sum_{i=1}^N S\|^2)}$ leads to the desired result:

$$\begin{aligned} & \frac{4\lambda^2}{(1+2\lambda)^2} \text{trace}((\boldsymbol{\theta}_0 - \boldsymbol{\theta}^0)(\boldsymbol{\theta}_0 - \boldsymbol{\theta}^0)') + \frac{-4\lambda - 4\lambda^2}{(1+2\lambda)^2} \text{trace}(E(\mathbf{a}_{-1/2}\mathbf{a}_{-1/2}')) \\ &= \frac{4\lambda^2}{(1+2\lambda)^2} \|\boldsymbol{\theta}_0 - \boldsymbol{\theta}^0\|^2 + \frac{-4\lambda - 4\lambda^2}{(1+2\lambda)^2} E\left(\left\|Q \frac{1}{N} \sum_{i=1}^N S\right\|^2\right) \\ &< \frac{4\lambda(\lambda-1) + 4\lambda - 4\lambda^2}{(1-2\lambda)^2} E\left(\left\|Q \frac{1}{N} \sum_{i=1}^N S\right\|^2\right) = 0. \end{aligned}$$

□

Proof of Theorem 2

Proof. The second-order Taylor expansion of $p(\hat{\boldsymbol{\theta}})$ around $\boldsymbol{\theta}_0$ leads to

$$p(\hat{\boldsymbol{\theta}}) = p(\boldsymbol{\theta}_0) + (\hat{\boldsymbol{\theta}} - \boldsymbol{\theta}_0)' \frac{\partial p(\boldsymbol{\theta}_0)}{\partial \boldsymbol{\theta}} + \frac{1}{2} (\hat{\boldsymbol{\theta}} - \boldsymbol{\theta}_0)' \frac{\partial^2 p(\tilde{\boldsymbol{\theta}})}{\partial \boldsymbol{\theta} \partial \boldsymbol{\theta}'} (\hat{\boldsymbol{\theta}} - \boldsymbol{\theta}_0),$$

where $\tilde{\boldsymbol{\theta}}$ lies between $\hat{\boldsymbol{\theta}}$ and $\boldsymbol{\theta}_0$. Since $\hat{\boldsymbol{\theta}} - \boldsymbol{\theta}_0 = \mathbf{a}_{-1/2}(\lambda) + \mathbf{a}_{-1}(\lambda) + O_p(N^{-3/2})$ by Lemma B.1, we obtain

$$\{p(\hat{\boldsymbol{\theta}}) - p(\boldsymbol{\theta}_0)\}^2 = \frac{\partial^2 p(\boldsymbol{\theta}_0)}{\partial \boldsymbol{\theta} \partial \boldsymbol{\theta}'} (\hat{\boldsymbol{\theta}} - \boldsymbol{\theta}_0)(\hat{\boldsymbol{\theta}} - \boldsymbol{\theta}_0)' \frac{\partial^2 p(\boldsymbol{\theta}_0)}{\partial \boldsymbol{\theta} \partial \boldsymbol{\theta}'} + O_p(N^{-3/2}),$$

which leads to

$$\text{MSE}_{N^{-1}}(p(\hat{\boldsymbol{\theta}})) = \frac{\partial^2 p(\boldsymbol{\theta}_0)}{\partial \boldsymbol{\theta} \partial \boldsymbol{\theta}'} E((\hat{\boldsymbol{\theta}} - \boldsymbol{\theta}_0)(\hat{\boldsymbol{\theta}} - \boldsymbol{\theta}_0)') \frac{\partial^2 p(\boldsymbol{\theta}_0)}{\partial \boldsymbol{\theta} \partial \boldsymbol{\theta}'} = \frac{\partial^2 p(\boldsymbol{\theta}_0)}{\partial \boldsymbol{\theta} \partial \boldsymbol{\theta}'} \text{MSE}_{N^{-1}}(\hat{\boldsymbol{\theta}}) \frac{\partial^2 p(\boldsymbol{\theta}_0)}{\partial \boldsymbol{\theta} \partial \boldsymbol{\theta}'}.$$

Since similar derivations lead to

$$\text{MSE}_{N^{-1}}(p(\hat{\boldsymbol{\theta}})) = \frac{\partial^2 p(\boldsymbol{\theta}_0)}{\partial \boldsymbol{\theta} \partial \boldsymbol{\theta}'} \text{MSE}_{N^{-1}}(\hat{\boldsymbol{\theta}}) \frac{\partial^2 p(\boldsymbol{\theta}_0)}{\partial \boldsymbol{\theta} \partial \boldsymbol{\theta}'},$$

we obtain

$$\text{MSE}_{N-1} \left(p(\hat{\boldsymbol{\theta}}) \right) - \text{MSE}_{N-1} \left(p(\hat{\boldsymbol{\theta}}_{\lambda}) \right) = \frac{\partial p(\boldsymbol{\theta}_0)}{\partial \boldsymbol{\theta}'} \left\{ \text{MSE}_{N-1} \left(\hat{\boldsymbol{\theta}} \right) - \text{MSE}_{N-1} \left(\hat{\boldsymbol{\theta}}_{\lambda} \right) \right\} \frac{\partial p(\boldsymbol{\theta}_0)}{\partial \boldsymbol{\theta}} > 0.$$

The last inequality holds because $\text{MSE}_{N-1}(\hat{\boldsymbol{\theta}}) - \text{MSE}_{N-1}(\hat{\boldsymbol{\theta}}_{\lambda})$ is positive definite by Theorem 1 for any $0 < \lambda < \bar{\lambda}$. □

Supplemental Material D: Simulation

This section presents simulation details and additional results that complement the main findings discussed in the paper.

D-1 Cross Validation

In K -fold cross-validation, the data is split into K subsets, with $K - 1$ subsets used for estimation and the remaining subset used for evaluation (see Hastie et al. 2009 for details on K -fold cross-validation). Let $\hat{\boldsymbol{\theta}}_{\lambda, -k}$ denote the generalized ridge MLE obtained using all observations except the k -th subset.

The likelihood-based cross-validation selects the value of λ from a candidate set that maximizes the likelihood. Formally, the selected value $\hat{\lambda}$ is defined as

$$\hat{\lambda} = \operatorname{argmax}_{\lambda \in \Theta_\lambda} \sum_{k=1}^K L_{N_k}(\hat{\boldsymbol{\theta}}_{\lambda, -k}),$$

where Θ_λ is a candidate set of λ , and $L_{N_k}(\hat{\boldsymbol{\theta}}_{\lambda, -k})$ is the average of the log-likelihood over the k -th subset evaluated at $\hat{\boldsymbol{\theta}}_{\lambda, -k}$.

Prediction-based cross-validation is another option when the model entails predictions of an observed variable, such as in discrete choice models. Denote the choice probability by the probability that the outcome takes the value j conditional on covariates is denoted as $p_{ij}(\boldsymbol{\theta}) = P(Y_i = j | \mathbf{X}_i; \boldsymbol{\theta})$ and let $y_{ij} = \mathbb{1}\{Y_i = j\}$ for $j = 1, 2, \dots, J$, where $\mathbb{1}\{\cdot\}$ denotes the indicator function that takes the value one if the condition inside the curly brackets is true and zero otherwise.

Then, K -fold cross-validation based on the prediction error selects the penalty parameter λ such that

$$\hat{\lambda} = \operatorname{argmin}_{\lambda \in \Theta_\lambda} \frac{1}{N} \sum_{k=1}^K \sum_{j=1}^J \sum_{i \in N_k} \{p_{ij}(\hat{\boldsymbol{\theta}}_{\lambda, -k}) - y_{ij}\}^2,$$

where N_k denotes the index set of observations in the k -th subset.

To construct the candidate set Θ_λ , determine the minimum and maximum values of λ , denoted λ_{min} and λ_{max} , such that $\lambda_{min} = \epsilon \lambda_{max}$ for some $0 < \epsilon < 1$. Then, a sequence of N_λ equally spaced values is constructed in the interval between $\log(\lambda_{min})$ and $\log(\lambda_{max})$. The

candidate set consists of the exponentials of these N_λ values (Friedman et al. 2010). In the simulation, we set $\lambda_{min} = 10^{-1}$ and $\lambda_{max} = 5$.

Using the log scale results in a greater number of elements with smaller values. Theorem 1 [2] suggests that the MSE is small for some smaller value of $\lambda < \bar{\lambda}$. Thus, the selection of a small value of λ appears to be sensitive, implying that a candidate set with densely packed smaller values is expected to perform better.

D-2 Results: Prediction-based Cross Validation

MSEs of parameter estimates and predictions are reported for the generalized ridge MLE, where the penalty parameter is selected using prediction-based cross-validation.

Table D.1: MSE of parameter estimates, prediction-based cross-validation

SampleSize	1st vs exact MSE		MSE by estimators		
	GRIDGE _H	GRIDGE _X	MLE	GRIDGE _H	GRIDGE _X
case 1					
250	1.0000	1.0000	1.0000	0.9839	0.9993
500	0.0002	0.0043	1.0000	0.0358	0.8740
750	0.0001	0.0034	1.0000	0.0384	0.8773
1000	0.0002	0.0029	1.0000	0.0450	0.8214
5000	0.0001	0.0020	1.0000	0.0454	0.8415
case 2					
250	1.0000	1.0000	1.0000	0.9873	0.9995
500	0.0089	0.0090	1.0000	0.6112	0.9330
750	0.0095	0.0097	1.0000	0.6590	0.9260
1000	0.0091	0.0094	1.0000	0.7188	0.9096
5000	0.0088	0.0103	1.0000	0.9047	0.9155
case 3					
250	1.0000	1.0000	1.0000	0.9888	0.9997
500	0.0323	0.0440	1.0000	0.7933	0.9619
750	0.0337	0.0450	1.0000	0.8221	0.9540
1000	0.0323	0.0456	1.0000	0.8679	0.9448
5000	0.0299	0.0470	1.0000	0.9720	0.9459

Note: Sum of MSEs for parameter estimates, excluding intercepts. The weighting matrix for the generalized ridge MLE penalty is constructed using either $(\frac{1}{N} \sum_{i=1}^N \mathbf{X}_i \mathbf{X}_i')^{1/2}$ (denoted as GRIDGE_X) or $\{\hat{E}(-H_1(\hat{\theta}))\}^{1/2}$ (denoted as GRIDGE_H). Cases 1, 2, and 3 correspond to the correct, moderately misspecified, and severely misspecified ridge penalty, respectively.

The left panel of Table D.1 presents the sum of the differences between first-order MSE and exact MSE, excluding intercepts. To facilitate comparison, the MSE differences are provided as the ratio relative to the MSE difference at $N = 250$ under each case. An MSE value below one indicates that the value of the first-order MSE is closer to the exact MSE relative to $N = 250$.

The right panel of Table D.1 presents the sum of the MSEs for coefficient estimates, excluding intercepts. To facilitate comparison, the MSEs of all estimators are normalized by dividing them by the MSE of the generic MLE under each scenario. An MSE value below one indicates superior performance relative to the generic MLE in terms of MSE.

Table D.2: MSE of within and out-of sample prediction, prediction-based cross-validation

SampleSize	within sample			out-of sample		
	MLE	GRIDGE _H	GRIDGE _X	MLE	GRIDGE _H	GRIDGE _X
case 1						
250	2.2499	0.3834	2.1941	2.6072	0.4149	2.5149
500	1.0493	0.1888	1.0222	1.1616	0.1945	1.1216
750	0.6646	0.1163	0.6433	0.7265	0.1196	0.6983
1000	0.4987	0.0877	0.4817	0.5367	0.0888	0.5135
5000	0.0858	0.0144	0.0832	0.0896	0.0146	0.0865
case 2						
250	2.2586	2.0946	2.2946	2.6122	2.3266	2.6349
500	1.0493	0.9914	1.0564	1.1616	1.0729	1.1648
750	0.6646	0.6344	0.6638	0.7262	0.6828	0.7201
1000	0.4987	0.4862	0.4973	0.5367	0.5164	0.5316
5000	0.0858	0.0869	0.0858	0.0896	0.0903	0.0894
case 3						
250	2.2586	2.2391	2.3700	2.6128	2.5430	2.7211
500	1.0493	1.0441	1.0796	1.1614	1.1440	1.1887
750	0.6646	0.6613	0.6868	0.7262	0.7195	0.7469
1000	0.4987	0.5001	0.5090	0.5367	0.5367	0.5453
5000	0.0858	0.0870	0.0874	0.0896	0.0907	0.0911

Note: MSE of within and out-of sample prediction summed over all alternatives. The weighting matrix for the generalized ridge MLE penalty is constructed using either $(\frac{1}{N} \sum_{i=1}^N \mathbf{X}_i \mathbf{X}_i')^{1/2}$ (denoted as GRIDGE_X) or $\{\hat{E}(-H_1(\hat{\theta}))\}^{1/2}$ (denoted as GRIDGE_H). Cases 1, 2, and 3 correspond to the correct, moderately misspecified, and severely misspecified ridge penalty, respectively. Smaller values indicate superior predictive accuracy.

Table D.2 illustrates the MSE of within and out-of sample predictions for the generic MLE

and generalized ridge MLEs.

D-3 Selected Penalty Terms

Simulation study in Section 6 selected ridge penalty parameter λ by the likelihood-based cross-validation. The selected penalty parameters are presented in Figure D.1. The selected penalty parameters for GRIDGE_H are denoted by H_l and H_p with the subscript l and p denoting likelihood-based and prediction-based cross-validation, respectively. Similarly, the selected penalty parameters for GRIDGE_X are denoted by X_l and X_p .

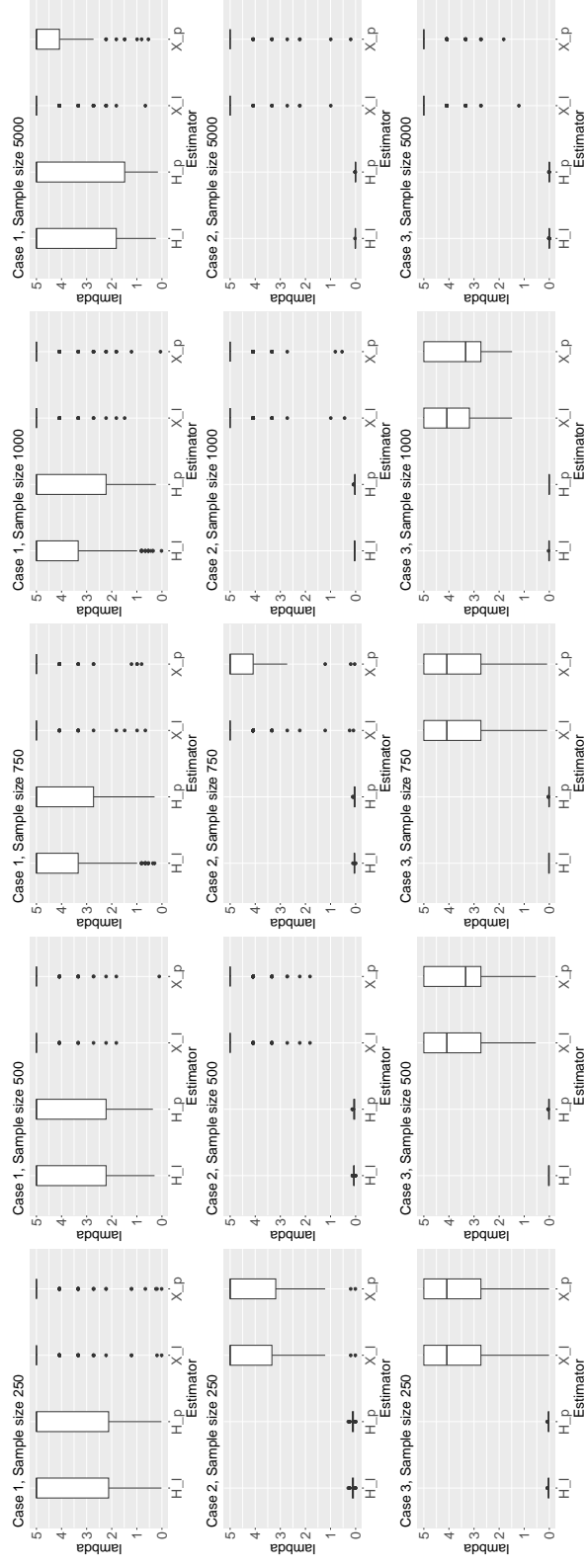


Figure D.1: Penalty terms selected by cross validations. H_l and H_p represents GRIDGE.H, where the penalty parameters are selected by the likelihood-based and prediction-based cross-validation, respectively. X_l and X_p represents GRIDGE.X, where the penalty parameters are selected by the likelihood-based and prediction-based cross-validation, respectively.

Supplemental Material E: Empirical illustration

This section presents additional empirical illustration results that complement the main findings discussed in the paper.

E-1 Likelihood-based Cross Validation

Figure 1 in the manuscript shows the point estimates and their 95% confidence intervals for the marginal mean and marginal quantile treatment effects using the IPWE, where the propensity scores are estimated by the generalized ridge MLE with penalty parameter selected by the likelihood-based cross validation.

The estimates and standard deviations of these IPWE are provided in the second and third columns of Tables E.1, E.2, and E.3. The penalty parameter selected by the likelihood-based cross validation and prediction errors of propensity scores are also presented.

Table E.1: Treatment Effects: 10% Quantile

	MLE	l-based GRIDGE _H	p-based GRIDGE _H
Cigarettes per day			
0	2747 (19)	2745 (19)	2747 (19)
1-5	2587 (71)	2631 (67)	2616 (67)
6-10	2084 (182)	2318 (100)	2084 (189)
11-15	2444 (660)	2444 (576)	2355 (509)
16-20	2493 (88)	2444 (106)	2489 (93)
21+	2393 (15)	2599 (18)	2585 (18)
Propensity score estimation			
Selected λ		1.42535	1.28919
Prediction error	0.294	0.297	0.296

Note: Standard errors are displayed in parentheses. The penalty term λ is selected by either likelihood-based (l-based) or prediction-based (p-based) cross-validation.

Table E.2: Treatment Effects: average

	MLE	l-based GRIDGE _H	p-based GRIDGE _H
Cigarettes per day			
0	3404 (10)	3403 (10)	3404 (10)
1-5	3218 (44)	3231 (41)	3226 (41)
6-10	3117 (52)	3126 (55)	3118 (53)
11-15	3369 (58)	3382 (58)	3384 (58)
16-20	3144 (41)	3164 (47)	3167 (48)
21+	3087 (10)	3105 (10)	3106 (10)
Propensity score estimation			
Selected λ		1.42535	1.28919
Prediction error	0.294	0.297	0.296

Note: Standard errors are displayed in parentheses. The penalty term λ is selected by either likelihood-based (l-based) or prediction-based (p-based) cross-validation.

E-2 Prediction-based Cross Validation

Figure E.1 illustrates the point estimates and their 95% confidence intervals for the marginal mean and marginal quantile treatment effects using the IPWE, where the propensity scores are estimated by the generalized ridge MLE with penalty parameter selected by the prediction-based cross validation. The left panel compares the estimates obtained by MLE and GRIDGE_H, while right panel compares MLE and GRIDGE_X.

The estimates and standard deviations of these IPWE are provided in the fourth and fifth columns of Tables E.1, E.2, and E.3. The penalty parameter selected by the likelihood-based cross validation and prediction errors of propensity scores are also presented.

Table E.3: Treatment Effects: 90% Quantile

	MLE	l-based GRIDGE _H	p-based GRIDGE _H
Cigarettes per day			
0	4078 (15)	4075 (15)	4078 (15)
1-5	3886 (100)	3886 (95)	3834 (91)
6-10	3917 (107)	3936 (91)	3917 (102)
11-15	4001 (112)	4024 (94)	3972 (103)
16-20	3817 (45)	3749 (34)	3749 (33)
21+	3972 (9)	3972 (11)	3972 (9)
Propensity score estimation			
Selected λ		1.42535	1.28919
Prediction error	0.294	0.297	0.296

Note: Standard errors are displayed in parentheses. The penalty term λ is selected by either likelihood-based (l-based) or prediction-based (p-based) cross-validation.

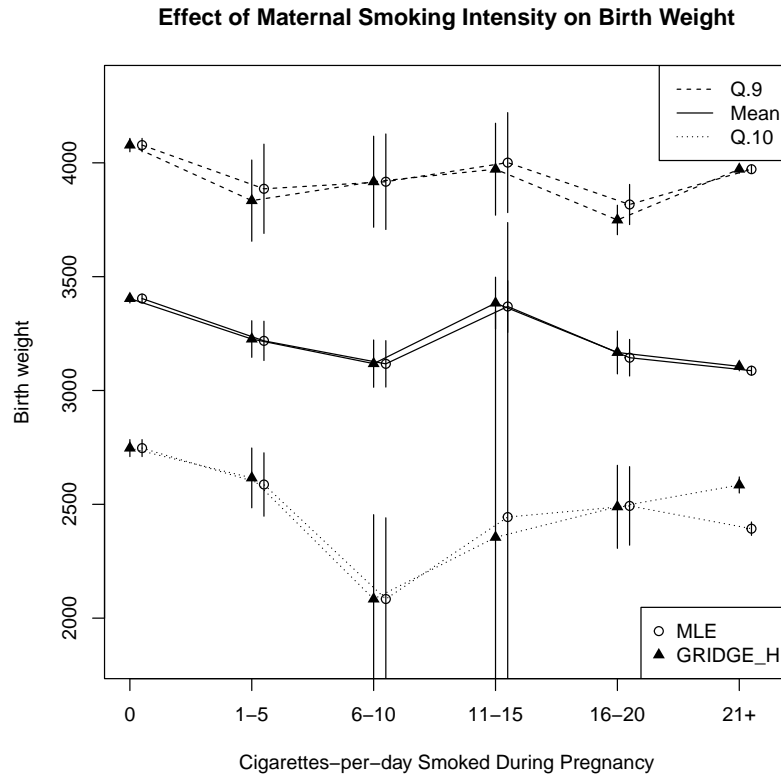


Figure E.1: Estimated effects of maternal smoking intensity on birth weight. Solid lines show marginal mean effects; dashed/dotted lines show quantile effects. The penalty parameter $\lambda = 1.29$ was selected by likelihood-based cross-validation.

Supplemental Material F: On Remark 1

Consider the linear regression model defined in Example 1. For any estimator $\hat{\boldsymbol{\theta}}$ of $\boldsymbol{\theta}_0$, $\text{bias}(\hat{\boldsymbol{\theta}}) = E(\hat{\boldsymbol{\theta}}) - \boldsymbol{\theta}_0$ denotes exact bias and $\text{bias}_{N-1}(\hat{\boldsymbol{\theta}})$ denotes the second-order bias.

In the linear regression model, the exact bias of the generalized ridge estimator can be derived in closed form. To derive it, use the Woodbury matrix identity that leads to $(\frac{1}{N} \sum_{i=1}^n \mathbf{X}_i \mathbf{X}_i' - 2\lambda \Lambda' \Lambda)^{-1} = (\frac{1}{N} \sum_{i=1}^n \mathbf{X}_i \mathbf{X}_i')^{-1} - \{-(2\lambda)^{-1}(\Lambda' \Lambda)^{-1}(\frac{1}{N} \sum_{i=1}^n \mathbf{X}_i \mathbf{X}_i') + I\}^{-1}(\frac{1}{N} \sum_{i=1}^n \mathbf{X}_i \mathbf{X}_i')^{-1}$. This equality and the law of iterated expectations yield

$$\begin{aligned}
 E(\hat{\boldsymbol{\beta}}_{\lambda, \text{linear}}) &= E \left(\left(\frac{1}{N} \sum_{i=1}^n \mathbf{X}_i \mathbf{X}_i' - 2\lambda \Lambda' \Lambda \right)^{-1} \left(\frac{1}{N} \sum_{i=1}^n \mathbf{X}_i \mathbf{X}_i' \boldsymbol{\beta}_0 - 2\lambda \Lambda' \Lambda \boldsymbol{\beta}^0 \right) \right) \\
 &= E \left(\left(\frac{1}{N} \sum_{i=1}^n \mathbf{X}_i \mathbf{X}_i' - 2\lambda \Lambda' \Lambda \right)^{-1} \frac{1}{N} \sum_{i=1}^n \mathbf{X}_i \mathbf{X}_i' \boldsymbol{\beta}_0 \right) \\
 &\quad - E \left(\left(\frac{1}{N} \sum_{i=1}^n \mathbf{X}_i \mathbf{X}_i' - 2\lambda \Lambda' \Lambda \right)^{-1} 2\lambda \Lambda' \Lambda \boldsymbol{\beta}^0 \right) \\
 &= \boldsymbol{\beta}_0 - E \left(\left\{ -(2\lambda)^{-1}(\Lambda' \Lambda)^{-1} \left(\frac{1}{N} \sum_{i=1}^n \mathbf{X}_i \mathbf{X}_i' \right) + I \right\}^{-1} \right) \boldsymbol{\beta}_0 \\
 &\quad - E \left(\left(\frac{1}{N} \sum_{i=1}^n \mathbf{X}_i \mathbf{X}_i' - 2\lambda \Lambda' \Lambda \right)^{-1} 2\lambda \Lambda' \Lambda \boldsymbol{\beta}^0 \right) \\
 &= \boldsymbol{\beta}_0 + E \left(\left\{ (2\lambda)^{-1} \frac{1}{N} \sum_{i=1}^n \mathbf{X}_i \mathbf{X}_i' - \Lambda' \Lambda \right\}^{-1} \Lambda' \Lambda \right) (\boldsymbol{\beta}_0 - \boldsymbol{\beta}^0).
 \end{aligned}$$

Thus, the exact bias of the generalized ridge MLE for the linear regression model is

$$\text{bias}(\hat{\boldsymbol{\beta}}_{\lambda, \text{linear}}) = 2E \left(\left(\lambda^{-1} \frac{1}{N} \sum_{i=1}^n \mathbf{X}_i \mathbf{X}_i' - 2\Lambda' \Lambda \right)^{-1} \right) \Lambda' \Lambda (\boldsymbol{\beta}_0 - \boldsymbol{\beta}^0).$$

In contrast, the second-order bias derived in Lemma 1 for the linear regression model is given by

$$\text{bias}_{N-1}(\hat{\boldsymbol{\beta}}_{\lambda, \text{linear}}) = 2\{\lambda^{-1}E(H_1) - 2\Lambda' \Lambda\}^{-1} \Lambda' \Lambda (\boldsymbol{\beta}_0 - \boldsymbol{\beta}^0),$$

which is derived using the exogeneity of the error term and the linearity of the model, which

imply that $E(H_1 Q_\lambda \mathbf{S}) = \mathbf{0}$ and $E(H_2) = 0$, thus simplifying to $E(\mathbf{a}_{-1}(\lambda)) = \mathbf{0}$.

Under the correct hypotheses on the parameters, i.e., $\boldsymbol{\beta}_0 - \boldsymbol{\beta}^0 = \mathbf{0}$, the both of the exact and second-order biases are zero.

When the hypotheses are incorrect, both biases shrinks towards zero as λ decreases, and it approaches $-(\boldsymbol{\beta}_0 - \boldsymbol{\beta}^0)$ as λ increases.

This relationship emphasizes that the size of the bias induced by the penalty depends on the correctness of the underlying hypotheses. Thus, the choice of λ plays a crucial role in controlling bias, particularly in situations of incorrect hypotheses.

Supplemental Material G: On Remark 2

Consider the linear regression model defined in Example 1. For any estimator $\hat{\boldsymbol{\theta}}$ of $\boldsymbol{\theta}_0$, $\text{MSE}(\hat{\boldsymbol{\theta}}) = E\{(\hat{\boldsymbol{\theta}} - \boldsymbol{\theta}_0)(\hat{\boldsymbol{\theta}} - \boldsymbol{\theta}_0)'\}$ denotes the exact MSE matrix and $\text{MSE}_{N^{-1}}(\hat{\boldsymbol{\theta}})$ denotes the first-order MSE matrix.

Throughout this section, we occasionally use limit notation such as $\lambda \downarrow 0$ or $\lambda \rightarrow \infty$. These expressions are intended only as a convenient way to describe the behavior of the formulas for small or large values of λ , and should not be interpreted as asymptotic limits, since λ is treated as fixed in the main text.

For the linear regression model, the exact MSE (not the approximation provided in Lemma 2) of the generalized ridge MLE can be derived in closed form. Using this advantage, this section examines how the exact and approximated MSEs are influenced by the penalty parameter λ . Note that this comparison is generally not possible because the closed-form expression of the exact MSE is unavailable for nonlinear models.

G-1 First-order MSE in Linear Model

The MSE formula in Lemma 2 demonstrates that the MSE of the generalized ridge MLE for the linear regression model (Example 1) is given by

$$\text{MSE}_{N^{-1}}(\hat{\boldsymbol{\beta}}_{\lambda, \text{linear}}) = (Q + B_\lambda) \{N^{-1}E(\mathbf{S}\mathbf{S}') + 4\lambda^2 \mathbf{A}' \mathbf{A} (\boldsymbol{\beta}_0 - \boldsymbol{\beta}^0)(\boldsymbol{\beta}_0 - \boldsymbol{\beta}^0)' \mathbf{A}' \mathbf{A}\} (Q + B_\lambda)',$$

where, due to the linearity of the model, $Q = [E(H_1)]^{-1} = \{E(\mathbf{X}_i \mathbf{X}_i')\}^{-1}$, $E(\mathbf{S}\mathbf{S}') = E(\epsilon_i^2 \mathbf{X}_i \mathbf{X}_i')$, and $B_\lambda = 2 \{ \{E(\mathbf{X}_i \mathbf{X}_i')\} (\lambda R' \mathbf{A}' \mathbf{A} R)^{-1} \{E(\mathbf{X}_i \mathbf{X}_i')\} - 2 \{E(\mathbf{X}_i \mathbf{X}_i')\} \}^{-1}$.

Specifically, it holds that $\lim_{\lambda \downarrow 0} B_\lambda = 0$ and $\lim_{\lambda \rightarrow \infty} B_\lambda = -Q$. In addition, the Woodbury matrix identity leads to $(Q^{-1} - 2\lambda \mathbf{A}' \mathbf{A})^{-1} = Q + B_\lambda$, which implies that $\lim_{\lambda \downarrow 0} \lambda(Q + B_\lambda) = 0$ and $\lim_{\lambda \rightarrow \infty} \lambda(Q + B_\lambda) = (-2\mathbf{A}' \mathbf{A})^{-1}$. These derivations lead to $\lim_{\lambda \downarrow 0} \text{MSE}_{N^{-1}}(\hat{\boldsymbol{\beta}}_{\lambda, \text{linear}}) = N^{-1}Q E(\mathbf{S}\mathbf{S}')Q$, which indicates that, regardless of the correctness of the hypotheses, the first-order MSE of the generalized ridge MLE derived in Lemma 2 approaches the first-order MSE of the generic MLE given in equation (4) as λ decreases.

Conversely, as $\lambda \rightarrow \infty$, $\lim_{\lambda \rightarrow \infty} \text{MSE}_{N^{-1}}(\hat{\boldsymbol{\beta}}_{\lambda, \text{linear}}) = (\boldsymbol{\beta}_0 - \boldsymbol{\beta}^0)(\boldsymbol{\beta}_0 - \boldsymbol{\beta}^0)'$, indicating that the MSE shrinks toward zero when the hypotheses are correct, while it approaches a positive value

determined by the distance between β_0 and β^0 when the hypotheses are incorrect.

G-2 Exact MSE in Linear Model

The closed-form expression of the generalized ridge MLE for the linear model in equation (2) and the Woodbury matrix identity lead to

$$\begin{aligned}
\hat{\beta}_{\lambda, \text{linear}} - \beta_0 &= \left(\frac{1}{N} \sum_{i=1}^n \mathbf{X}_i \mathbf{X}_i' + 2\lambda \Lambda' \Lambda \right)^{-1} \left(\frac{1}{N} \sum_{i=1}^n \mathbf{X}_i \mathbf{X}_i' \beta_0 \right) \\
&\quad + \left(\frac{1}{N} \sum_{i=1}^n \mathbf{X}_i \mathbf{X}_i' + 2\lambda \Lambda' \Lambda \right)^{-1} \left(\frac{1}{N} \sum_{i=1}^n \mathbf{X}_i \epsilon_i \right) \\
&\quad + \left(\frac{1}{N} \sum_{i=1}^n \mathbf{X}_i \mathbf{X}_i' + 2\lambda \Lambda' \Lambda \right)^{-1} \lambda \Lambda' \Lambda \beta^0 - \beta_0 \\
&= \beta_0 - \left\{ (2\lambda)^{-1} (\Lambda' \Lambda)^{-1} \frac{1}{N} \sum_{i=1}^n \mathbf{X}_i \mathbf{X}_i' + I \right\}^{-1} \beta_0 \\
&\quad + \left(\frac{1}{N} \sum_{i=1}^n \mathbf{X}_i \mathbf{X}_i' + 2\lambda \Lambda' \Lambda \right)^{-1} \left(\frac{1}{N} \sum_{i=1}^n \mathbf{X}_i \epsilon_i + \lambda \Lambda' \Lambda \beta^0 \right) - \beta_0 \\
&= -A \beta_0 + B \left(\frac{1}{N} \sum_{i=1}^n \mathbf{X}_i \epsilon_i + \lambda \Lambda' \Lambda \beta^0 \right),
\end{aligned}$$

where $A = \left\{ (2\lambda)^{-1} (\Lambda' \Lambda)^{-1} \left(\frac{1}{N} \sum_{i=1}^n \mathbf{X}_i \mathbf{X}_i' \right) + I \right\}^{-1}$, and $B = \left(\frac{1}{N} \sum_{i=1}^n \mathbf{X}_i \mathbf{X}_i' + 2\lambda \Lambda' \Lambda \right)^{-1}$.

Using this derivation and $E(\epsilon_i | \mathbf{X}_i) = 0$, the exact MSE of the generalized ridge MLE for the linear regression model is

$$\begin{aligned}
&\text{MSE}(\hat{\beta}_{\lambda, \text{linear}}) \\
&= E \left((\hat{\beta}_{\lambda, \text{linear}} - \beta_0)(\hat{\beta}_{\lambda, \text{linear}} - \beta_0)' \right) \\
&= E \left(\left\{ A \beta_0 - B \left(\frac{1}{N} \sum_{i=1}^n \mathbf{X}_i \epsilon_i + \lambda \Lambda' \Lambda \beta^0 \right) \right\} \left\{ A \beta_0 - B \left(\frac{1}{N} \sum_{i=1}^n \mathbf{X}_i \epsilon_i + \lambda \Lambda' \Lambda \beta^0 \right) \right\}' \right) \\
&= E(A \beta_0 \beta_0' A) - E(A \beta_0 (\beta^0)' \Lambda' \Lambda B \lambda) + E \left(B \frac{1}{N} \sum_{i=1}^n \mathbf{X}_i \epsilon_i \frac{1}{N} \sum_{i=1}^n \mathbf{X}_i' \epsilon_i B \right) \\
&\quad - E(\lambda B \Lambda' \Lambda \beta^0 \beta_0' A) + E(\lambda B \Lambda' \Lambda \beta^0 (\beta^0)' \Lambda' \Lambda B') \\
&= E \left(B \frac{1}{N^2} \sum_{i=1}^n \sum_{j=1}^n \mathbf{X}_i \mathbf{X}_j' \epsilon_i \epsilon_j B \right) + E((A \beta_0 - \lambda B \Lambda' \Lambda \beta^0)(A \beta_0 - \lambda B \Lambda' \Lambda \beta^0)')
\end{aligned}$$

$$= BN^{-1}E(\mathbf{X}_i\mathbf{X}_j'\epsilon_i\epsilon_j)B + E\left((A\beta_0 - \lambda B A' A \beta^0)(A\beta_0 - \lambda B A' A \beta^0)'\right).$$

The second term in $\text{MSE}(\hat{\beta}_{\lambda, \text{linear}})$ corresponds to the squared bias, as $\text{bias}(\hat{\beta}_{\lambda, \text{linear}}) = E(A\beta_0 + \lambda B A' A \beta^0)$ (as shown in Supplement F). By analyzing the limits of A and B , it holds almost surely that $\lim_{\lambda \downarrow 0} A = 0$, $\lim_{\lambda \rightarrow \infty} A = I$, $\lim_{\lambda \downarrow 0} B = (\frac{1}{N} \sum_{i=1}^n \mathbf{X}_i \mathbf{X}_i')^{-1}$, $\lim_{\lambda \rightarrow \infty} B = 0$, $\lim_{\lambda \downarrow 0} \lambda B = 0$, and $\lim_{\lambda \rightarrow \infty} \lambda B = (A' A)^{-1}$. These derivations lead to $\lim_{\lambda \downarrow 0} \text{MSE}(\hat{\beta}_{\lambda, \text{linear}}) = E((\frac{1}{N} \sum_{i=1}^n \mathbf{X}_i \mathbf{X}_i')^{-1} \frac{1}{N^2} \sum_{i=1}^n \sum_{j=1}^n \mathbf{X}_i \mathbf{X}_j' \epsilon_i \epsilon_j (\frac{1}{N} \sum_{i=1}^n \mathbf{X}_i \mathbf{X}_i')^{-1})$, which confirms that, regardless of the correctness of the hypotheses, the MSE of the generalized ridge MLE approaches that of the generic MLE as λ decreases. It also holds that $\lim_{\lambda \rightarrow \infty} \text{MSE}(\hat{\beta}_{\lambda, \text{linear}}) = (\beta_0 - \beta^0)(\beta_0 - \beta^0)'$, indicating that the MSE is zero when the hypotheses are correct, but remains positive otherwise. These interpretations derived from the exact MSE align with those obtained using Lemma 2.