

A Unified MDL-based Binning and Tensor Factorization Framework for PDF Estimation

Mustafa Musab¹, Joseph K. Chege¹, Arie Yeredor², and Martin Haardt¹

¹Communications Research Laboratory, Ilmenau University of Technology, Ilmenau, Germany

²School of Electrical Engineering, Tel Aviv University, Tel Aviv, Israel

Email: {mustafa.musab, joseph.chege, martin.haardt}@tu-ilmenau.de, ariey@tauex.tau.ac.il

Abstract—Reliable density estimation is fundamental for numerous applications in statistics and machine learning. In many practical scenarios, data are best modeled as mixtures of component densities that capture complex and multimodal patterns. However, conventional density estimators based on uniform histograms often fail to capture local variations, especially when the underlying distribution is highly nonuniform. Furthermore, the inherent discontinuity of histograms poses challenges for tasks requiring smooth derivatives, such as gradient-based optimization, clustering, and nonparametric discriminant analysis. In this work, we present a novel non-parametric approach for multivariate probability density function (PDF) estimation that utilizes minimum description length (MDL)-based binning with quantile cuts. Our approach builds upon tensor factorization techniques, leveraging the canonical polyadic decomposition (CPD) of a joint probability tensor. We demonstrate the effectiveness of our method on synthetic data and a challenging real dry bean classification dataset.

Index Terms—Probability density function (PDF), minimum description length (MDL), tensor factorization, quantile-based binning, nonparametric density estimation.

I. INTRODUCTION

Accurate density estimation is crucial in many areas of statistics and machine learning, including clustering, classification, and signal processing. In particular, mixture models, where the overall distribution is expressed as a weighted sum of component densities, play a key role in modeling complex, multimodal data. Recovering both the component densities and their corresponding weights is essential for revealing the underlying distribution and making reliable inferences.

Although many natural processes are inherently continuous, conventional methods, such as uniform histograms or probability mass functions (PMFs), often fail to capture local variations in the data. This is especially true in applications involving complex and multimodal distributions. Examples include biological measurements (e.g., gene expression levels in cancer genomics, and multimodal intensity distributions in medical imaging like the BrainWeb MRI dataset [1]) and agricultural applications. For instance, in agricultural contexts, the classification of dry beans relies on physical characteristics such as appearance, size, and internal quality—each exhibiting multimodal distributions [2]. However, manual classification is labor-intensive and prone to errors, motivating the need

for methods that can reliably capture complex, multimodal distributions.

Recent advances in tensor-based density estimation have attracted considerable attention in the statistical community (e.g., Anandkumar *et al.* [3]; Miranda *et al.* [4]; Gottesman *et al.* [5]). In all these works, the focus is on fully parametric models, in which the mixture components are assumed to belong to a specific parametric family. In contrast, our study does not assume any parametric form for the underlying distribution.

Our approach is most similar to that of Kargas *et al.* [6], who proposed a tensor factorization-based method for learning mixtures. In their method, the data is discretized using uniform bins, followed by tensor factorization to recover the discretized PDFs, and finally, sinc interpolation is used to reconstruct the continuous PDF. However, uniform bins have been shown to be effective only when the data is approximately uniformly distributed [7]. In contrast, by employing MDL-based binning with quantile cuts, our method overcomes these limitations.

Much of the existing literature within the MDL framework has focused on histogram density estimation, yielding discrete PMF models (e.g., [8]). Although such methods yield an accurate discrete representation, they do not directly address the estimation of continuous PDF. In this work, we extend the classical MDL-based histogram estimation framework to the continuous multivariate case. Moreover, while prior work [9] represents the joint PDF using a low-rank tensor in the Fourier domain, our method operates directly in the data domain.

II. PROBLEM FORMULATION

Consider a collection of N continuous random variables $\mathbf{X} = \{X_1, \dots, X_N\}$. Furthermore, given a realization $\mathbf{x} = \{x_1, \dots, x_N\}$ of \mathbf{X} , assume that the joint PDF $f_{\mathbf{X}}(\mathbf{x})$ can be written as a weighted sum of R conditional PDFs $f_{\mathbf{X}|H}$, and that each conditional PDF can be factorized into a product of its marginal densities such that

$$f_{\mathbf{X}}(x_1, \dots, x_N) = \sum_{r=1}^R p_H(r) \prod_{n=1}^N f_{X_n|H}(x_n | r). \quad (1)$$

The expression in (1) represents $f_{\mathbf{X}}(\mathbf{x})$ as a mixture of product distributions, where H can be interpreted as a latent variable taking R states, while $p_H(r)$ is the prior probability of selecting the r -th product in the mixture (e.g., [6]). However,

The authors gratefully acknowledge the support of the German Research Foundation (DFG) under the PROMETHEUS project (reference no. HA 2239/16-1, project no. 462458843).

note that no explicit parametric form (e.g., Gaussian, etc.) is specified for the conditional PDFs.

The support of each X_n is discretized into I_n bins $\Delta_n^{i_n}$, $i_n = 1, \dots, I_n$, resulting in a discretized version of (1) which can be conveniently represented by an N -dimensional tensor $\mathcal{X} \in \mathbb{R}^{I_1 \times \dots \times I_N}$ where

$$\mathcal{X}(i_1, \dots, i_N) = \Pr(X_1 \in \Delta_1^{i_1}, \dots, X_N \in \Delta_N^{i_N}) \\ = \sum_{r=1}^R p_H(r) \prod_{n=1}^N \Pr(X_n \in \Delta_n^{i_n} | H = r) \quad (2)$$

By defining $\mathbf{A}_n(i_n, r) = \Pr(X_n \in \Delta_n^{i_n} | H = r)$ and $\lambda_r = p_H(r)$, it can be observed that \mathcal{X} admits a rank- R canonical polyadic decomposition (CPD) [10], [11] with factor matrices $\mathbf{A}_n \in \mathbb{R}^{I_n \times R}$ and a “loading vector” $\boldsymbol{\lambda} \in \mathbb{R}^R$, subject to a set of probability simplex constraints, i.e.,

$$\mathcal{X} = \sum_{r=1}^R \lambda_r \mathbf{A}_1(:, r) \circ \mathbf{A}_2(:, r) \circ \dots \circ \mathbf{A}_N(:, r) \quad (3) \\ \text{subject to } \boldsymbol{\lambda} > \mathbf{0}, \mathbf{1}^\top \boldsymbol{\lambda} = 1 \\ \mathbf{A}_n \geq \mathbf{0}, \mathbf{1}^\top \mathbf{A}_n = \mathbf{1}^\top, n = 1, \dots, N,$$

where \circ , $(\cdot)^\top$, and $\mathbf{1}$ represent the outer product, the transpose operator, and an all-ones vector, respectively. It has been shown in [12] that (3) corresponds to a naïve Bayes model with a root variable H that takes a finite number R of states.

Given a dataset of T independent and identically distributed realizations $\mathbf{x}_t = \{x_{1,t}, \dots, x_{N,t}\}$ ($t = 1, \dots, T$) of \mathbf{X} , our objective is to recover the underlying continuous PDF $f_{\mathbf{X}}(\mathbf{x})$ from an estimate of the discretized PDF (joint PMF) \mathcal{X} . Leveraging on the naïve Bayes structure of the discretized PDF \mathcal{X} , we propose to recover the $f_{\mathbf{X}}(\mathbf{x})$ by interpolating each discretized marginal distribution $\mathbf{A}_n(:, r) = p(X_n | H = r)$ separately, followed by recombination of the interpolated marginal PDFs to form the joint PDF. A similar approach was considered in [6], where discretization was carried out using uniform bins, while sinc interpolation was adopted to recover the marginal PDFs. However, in the following section, we propose a PDF estimation method that employs nonuniform bins whose width and number are selected to minimize an MDL criterion. The resulting nonuniform bins necessitate the use of a different interpolation strategy. We present motivating examples highlighting the advantages of our approach over uniform binning.

III. PROPOSED METHODOLOGY

We propose a PDF estimation framework that addresses the limitations of uniform binning and sinc interpolation. Our approach proceeds in three main steps. We first employ an MDL-based strategy to learn the histogram of each marginal distribution. By determining both the number and locations of the bin edges in a data-driven manner, this step captures the inherent structure of the data. As a result, continuous variables are effectively transformed into categorical ones. Next, we recover the complete discretized PDF by applying a maximum likelihood PMF estimation algorithm (SQUAREM-PMF, [13]) within a coupled nonnegative tensor factorization

framework. Finally, we employ spline interpolation to obtain a smooth PDF from the discretized joint PDF estimate. Although this description emphasizes PDF estimation, the same adaptive binning and smoothing procedure naturally extends to nonparametric mixture models. In particular, the MDL-based histogram can capture multiple modes or subpopulations within the data without assuming a fixed parametric form.

A. MDL binning with quantile cuts

Many histogram density estimation methods rely on uniform binning, which can be suboptimal if the underlying distribution is strongly nonuniform or multimodal. Intuitively speaking, wider bins in regions with sparse data help to reduce noise from sampling randomness, whereas narrower bins in dense regions capture fine details more effectively. Therefore, adapting the bin widths and locations to the data can significantly improve estimation quality. In the MDL framework [8], the goal is to select a model that provides the shortest description of the data by determining both the optimal number of bins and their locations. This dual optimization is formalized via the normalized maximum likelihood (NML), which provides strong theoretical guarantees [14].

Let $\mathcal{M} = \{f(\cdot | \theta) : \theta \in \Theta\}$ be the class of histogram density models, where each model \mathcal{M} corresponds to a particular binning scheme parameterized by θ . Let $\mathbf{x}_n = \{x_{n,1}, \dots, x_{n,T}\} \in X_n$ be a sample of T observations drawn from a univariate distribution, where $X_n \subseteq \mathbb{R}$ is the sample space. The NML density [14] is defined by

$$f_{\text{NML}}(\mathbf{x}_n | \mathcal{M}) = \frac{f(\mathbf{x}_n | \hat{\theta}(\mathbf{x}_n))}{R_n(\mathcal{M})}, \quad (4)$$

where $\hat{\theta}(\mathbf{x}_n)$ is the maximum likelihood estimate for the observed data, and

$$R_n(\mathcal{M}) = \int_{\mathbf{x}_n \in X_n} f(\mathbf{x}_n | \hat{\theta}(\mathbf{x}_n), \mathcal{M}) d\mathbf{x}_n \quad (5)$$

is the *parametric complexity* that quantifies the intrinsic complexity of the model class.

The *stochastic complexity* of \mathbf{x}_n under \mathcal{M} is then given by

$$\text{SC}(\mathbf{x}_n | \mathcal{M}) = -\log f_{\text{NML}}(\mathbf{x}_n | \mathcal{M}), \quad (6)$$

and the MDL principle prescribes selecting the model \mathcal{M}^* that minimizes this quantity [15].

An essential step in constructing the MDL-optimal histogram is the definition of candidate cut points for the optimization process. The authors in [8] describe two approaches for selecting candidate cuts. The first, known as the midpoint approach, places a cut at the midpoint between each pair of consecutive data points. While this method ensures that every bin has at least one observation, it does not allow for empty bins, which is a disadvantage when large gaps are present. An alternative approach involves placing two cut points between each pair of consecutive data values, positioned as close as possible to the data values. Although this method improves adaptability to data gaps, it significantly increases the number of candidate cuts, leading to higher computation time.

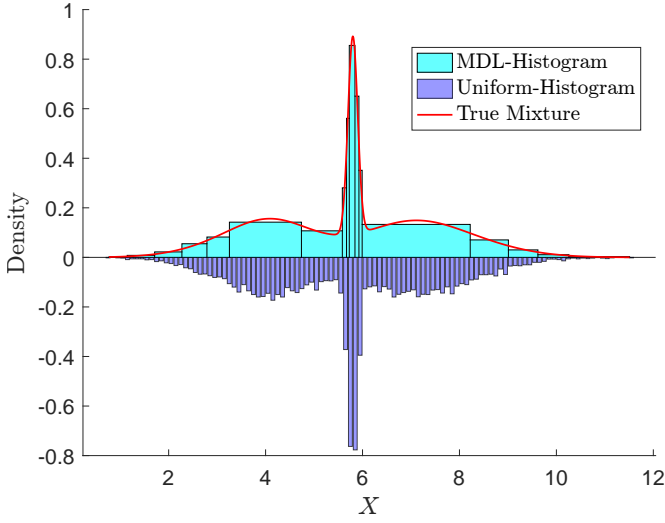


Fig. 1: The generating density, the MDL-optimal histogram (19 bins), and the uniform histogram (100 bins, mirrored) for 10^4 realizations of the random variable X .

Unlike [8], we propose a quantile-based strategy, leveraging the fact that equal-frequency partitions naturally reflect the underlying density [16]. Instead of fixed geometric placements, candidate cuts are chosen based on empirical quantiles, ensuring an approximately equal distribution of data points within each bin. This approach results in bin placement that better captures the data structure while maintaining computational efficiency. Let $x_{(1)} \leq x_{(2)} \leq \dots \leq x_{(T)}$ denote the ordered data from a univariate sample of size T . The empirical cumulative distribution function (eCDF) is defined as

$$\hat{F}_t(y) = \frac{1}{T} \sum_{t=1}^T \mathbb{1}(x_{(t)} \leq y).$$

where $\mathbb{1}(\cdot)$ is the indicator function. For a given probability $p \in [0, 1]$, the empirical quantile $Q(p)$ is defined as the smallest y such that $\hat{F}_t(y) \geq p$.

In our application, to partition the data into E bins, we set the $E - 1$ interior cut points as

$$c_j = Q\left(\frac{j}{E}\right) = \hat{F}_t^{-1}\left(\frac{j}{E}\right), \quad j = 1, \dots, E - 1. \quad (7)$$

When $T \gg E$, each bin will contain approximately T/E data points. The search for an optimal set of cut points that minimizes the stochastic complexity remains computationally challenging due to the exponential number of possible partitions. Fortunately, the authors in [8] have demonstrated an efficient way for computing the parametric complexity using a recursive formulation, and a dynamic programming search reducing the time complexity to $\mathcal{O}(E^2 \cdot K_{\max})$ where K_{\max} denotes the maximum number of bins considered in the optimization process.

To demonstrate the advantage of the MDL-based binning over the uniform histogram, we consider a toy example of a univariate Gaussian mixture of 5 components. In our

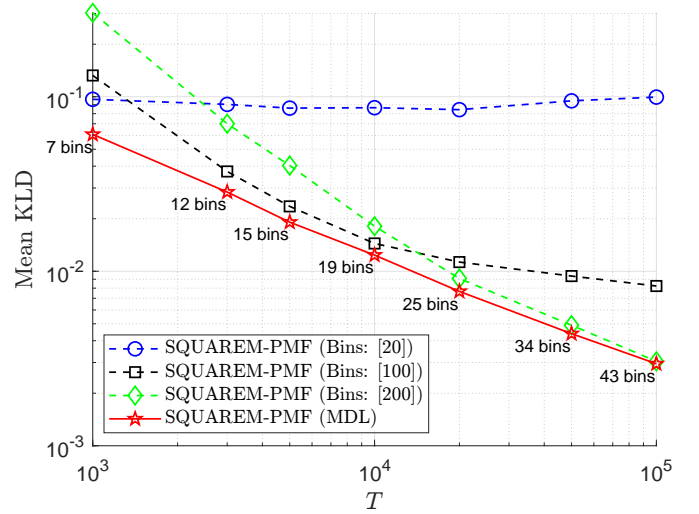


Fig. 2: KLD between the true and estimated density using MDL histogram and uniform with different bins count.

experiment, samples are drawn from the mixture depicted in Fig. 1. Fig. 2 presents the Kullback–Leibler divergence (KLD) between the true and estimated densities, averaged over 50 independent trials. Despite using significantly fewer bins, the MDL-based histogram consistently achieves a lower KLD compared to its uniform counterparts. As the sample size increases, the performance of uniform histograms with 100 and 200 bins gradually converges to that of the MDL-optimal histogram. Interestingly, at a sample size of 10^4 , the MDL histogram with 19 bins significantly outperforms the uniform 20-bin histogram, despite the nearly identical bin count. This highlights that the placement of the bins is as important as the number of bins in capturing the underlying distribution.

B. Estimation of the Discretized PDF

We estimate the joint PMF (discretized PDF) by applying a low-rank factorization to the discretized data. Specifically, we adopt the SQUAREM-PMF algorithm proposed in [13], which extends the expectation-maximization (EM) algorithm proposed in [17] with a squared iterative methods (SQUAREM) acceleration step, thereby improving convergence speed even when the data are only partially observed. In this framework, the joint PMF tensor \mathcal{X} is constrained to have a CPD of rank R . The discretized observations are used in a maximum-likelihood (ML) setting [17]:

$$\begin{aligned} \min_{\{\mathcal{A}_n\}_{n=1}^N, \lambda} & - \sum_{t=1}^T \log \left(\sum_{r=1}^R \lambda_r \prod_{n=1}^N \mathcal{A}_n(x_{n,t}, r) \right) \\ \text{subject to} & \quad \lambda > \mathbf{0}, \quad \mathbf{1}^\top \lambda = 1 \\ & \quad \mathcal{A}_n \geq \mathbf{0}, \quad \mathbf{1}^\top \mathcal{A}_n = \mathbf{1}^\top, \quad n = 1, \dots, N \end{aligned} \quad (8)$$

The EM updates for $\{\mathcal{A}_n\}$ and λ are derived from the objective 8. However, EM typically exhibits slow convergence.

SQUAREM-PMF addresses this limitation by squaring the standard EM fixed-point updates. At each iteration, it computes two successive EM steps, then performs a poly-

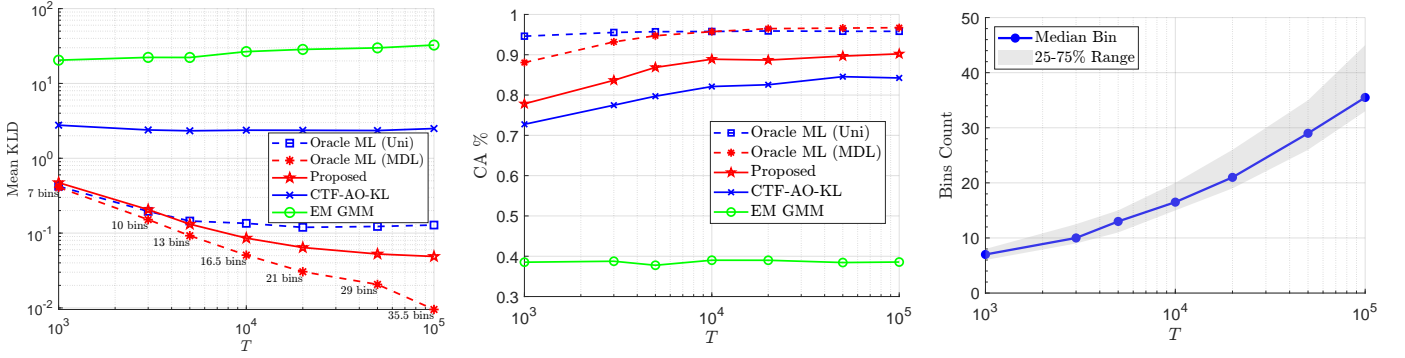


Fig. 3: Comparison of KLD, Clustering Accuracy (CA), and MDL Median Bins across different sample sizes.

nomial extrapolation in parameter space to accelerate convergence—while preserving the monotonic likelihood increase guaranteed by EM. Numerical evidence in [13] shows that SQUAREM-PMF can substantially reduce the iteration count and run time compared to both plain EM and other factorization-based approaches, making it an efficient and stable choice for the discretized PDF factorization step in our proposed methodology.

C. PDF Reconstruction using Spline Interpolation

In the classical Shannon sampling framework, a bandlimited signal can be perfectly reconstructed from uniform samples via sinc interpolation. In fact, Kargas *et al.* [6] demonstrated that a PDF which is (approximately) bandlimited with a cutoff frequency ω_c can be reconstructed from uniformly spaced samples of its corresponding CDF, provided the sampling interval is $\frac{\pi}{\omega_c}$. However, extending this result to our setting is problematic because the MDL-estimated bins are nonuniform; consequently, the underlying assumption of uniform sampling (and hence a time-invariant reconstruction kernel) does not hold. Although generalized non-uniform sampling theory provides conditions under which sinc interpolation can be applied to nonuniform samples (see, e.g., [18]), these require that the average sampling rate satisfies the Nyquist criterion, a condition that cannot easily be guaranteed in our MDL framework. This limitation motivates the use of cubic spline interpolation, which naturally accommodates nonuniform spacing and produces smooth, continuous curves with continuous first and second derivatives (i.e., the C^2 class) [19]. Let the r -th column $\mathbf{A}_n(:, r) \in \mathbb{R}^{I_n}$ of the n -th factor matrix \mathbf{A}_n represent the discretized conditional PDF $p_{X_n|H}(x_n | r)$ of the n -th random variable. The corresponding CDF points are obtained via the cumulative sum of that column, yielding $\{F_i\}_{i=1}^{I_n}$. For each bin $\Delta^i = [i, i+1]$, a cubic polynomial is fitted:

$$S_i(x) = a_i + b_i(x - i) + c_i(x - i)^2 + d_i(x - i)^3 \quad (9)$$

This yields a piecewise definition of the continuous CDF $F_{X|H}(x_n | r)$,

$$F_{X|H}(x_n | r) = \sum_{i=1}^{I_n-1} S_i(x_n) \cdot \mathbb{1}_{[i, i+1)}(x_n), \quad (9)$$

where

$$\mathbb{1}_{[i, i+1)}(x_n) = \begin{cases} 1, & \text{if } x_n \in [i, i+1), \\ 0, & \text{otherwise.} \end{cases}$$

We enforce zero end-slope conditions (i.e., the first derivative of the spline is zero at the boundaries). This ensures that the reconstructed PDF smoothly approaches zero at the boundaries and prevents unrealistic extrapolation at the edges.

The final PDF is obtained by differentiating the piecewise CDF approximation:

$$\hat{F}_{X_n|H}(x_n | r) = \frac{d}{dx_n} F_{X_n|H}(x_n | r).$$

IV. SIMULATION RESULTS

A. Synthetic Data

First, we investigate the impact of candidate cut strategies on the performance of the MDL algorithm. We consider a univariate Gaussian mixture with $R = 6$ components. We estimate the histogram using $T = 20,000$ samples and the results are averaged over 50 independent trials. Table I summarizes the performance of our proposed quantile-based approach compared with the two-cuts and midpoint approaches in [8]. We evaluate the performance in terms of the average number of bins, the MDL score, the runtime (in minutes), and the negative log-likelihood (NLL). The quantile-based method estimates an average of 20.08 bins with the lowest MDL score of 59,397 and an average runtime of only 1.47 minutes, while achieving an NLL of 13,139 (lower is better). In contrast, the two-cuts approach produces slightly fewer bins (19.02) and a comparable NLL (13,139) but at a substantially higher runtime of 71.32 minutes. The midpoints approach, with an average of 19.3 bins and an NLL of 13,141, requires 15.83 minutes. These results indicate that restricting the candidate set via quantiles does not impose a significant loss in optimality, but drastically reduces runtime.

Next, we evaluate our MDL-based PDF estimation algorithm against a uniform discretization baseline using a simulation setup similar to [6]. Here, data are generated from an $N = 5$ -dimensional Gaussian mixture of $R = 6$ components, and the accuracy of the model is measured by the KLD between the true and estimated densities computed by Monte

TABLE I: Comparison Between Different Cut-Point Placement Strategies

Method	Avg. No. of Bins	MDL Score	Runtime [min]	NLL
Proposed	20.08	59397	1.4735	13139.14
Two-cuts	19.02	59423	71.3157	13138.88
Midpoints	19.30	59417	15.8292	13141.42

Carlo integration averaged over 100 independent trials. We compare the performance of our algorithm to that of the classical Gaussian mixture model based on EM (EM GMM), coupled tensor factorization algorithm based on alternating optimization and a KLD loss criterion (CTF-AO-KL) [6], and the “Oracle” method, which assumes that the labels (latent states) are known and serves as an empirical lower bound for the KLD. As shown in Fig. 3, our approach outperforms the uniformly binned (20 bins) CTF-AO-KL in both KLD and clustering accuracy. This result underscores the effectiveness of MDL-based binning in adapting to skewed and non-uniform densities, whereas uniform binning—due to its fixed allocation—often leads to a model mismatch when the data deviate from uniformity. Although EM GMM remains a practical choice for modeling Gaussian mixtures, its performance can be compromised if the discretization is not well adapted to the underlying density.

B. Real Data

We further evaluate our proposed approach on a real dry bean dataset [2]. In this experiment, each sample is characterized by features from 7 different dry bean varieties, and the objective is to accurately predict the bean class. Initially, we estimate the model rank using variational Bayesian inference (VB-PMF) [20]; given an upper bound for the rank R , this algorithm automatically prunes irrelevant components to determine the effective rank. The estimated rank ($R = 48$ the most common) is then used to train our method and other competing algorithms. We randomly split the data into training set (80 %) and testing set (20 %) and evaluate the model’s performance using the testing set. We calculate the classification accuracy (defined as the proportion of correctly classified samples to the total number of samples) and report the results averaged over 50 random data splits.

In general, our method achieves higher classification accuracy while also significantly reducing computational time compared to the baselines.

V. CONCLUSION

In this paper, we introduced a unified framework that combines MDL and tensor factorization for non-parametric PDF estimation. By integrating a quantile-based cutting strategy, we improved the MDL computation time without compromising the performance. Experimental results on both synthetic and real datasets demonstrated significant improvements in estimation accuracy and computational efficiency compared to conventional uniform binning methods.

TABLE II: Comparison of Models Based on Classification Accuracy (Class. Acc.) and Runtime

Model	Class. Acc.	Runtime [min]
VB-PMF	86.850	9.88
Proposed	87.483	5.83
CTF-AO-KL	86.315	46.55

REFERENCES

- [1] C. Cocosco, V. Kollokian, R. K.-S. Kwan, and A. C. Evans, “BrainWeb: Online Interface to a 3D MRI Simulated Brain Database,” *NeuroImage*, 1997.
- [2] M. Koklu and I. A. Ozkan, “Multiclass Classification of Dry Beans using Computer Vision and Machine Learning Techniques,” *Computers and Electronics in Agriculture*, vol. 174, p. 105507, 2020.
- [3] A. Anandkumar, R. Ge, D. J. Hsu, S. M. Kakade, M. Telgarsky *et al.*, “Tensor Decompositions for Learning Latent Variable Models,” *J. Mach. Learn. Res.*, vol. 15, no. 1, pp. 2773–2832, 2014.
- [4] M. F. Miranda, H. Zhu, J. G. Ibrahim, A. D. N. Initiative *et al.*, “TPRM: Tensor Partition Regression Models with Applications in Imaging Biomarker Detection,” *The Annals of Applied Statistics*, vol. 12, no. 3, pp. 1422–1450, 2018.
- [5] O. Gottesman, W. Pan, and F. Doshi-Velez, “Weighted Tensor Decomposition for Learning Latent Variables with Partial Data,” in *Proc. 21st International Conference on Artificial Intelligence and Statistics*, 2018.
- [6] N. Kargas and N. D. Sidiropoulos, “Learning Mixtures of Smooth Product Distributions: Identifiability and Algorithm,” in *Proc. 22nd International Conference on Artificial Intelligence and Statistics*, 2019.
- [7] J. Rissanen, T. P. Speed, and B. Yu, “Density Estimation by Stochastic Complexity,” *IEEE Transactions on Information Theory*, vol. 38, no. 2, pp. 315–323, 1992.
- [8] P. Kontkanen and P. Myllymäki, “MDL Histogram Density Estimation,” in *Artificial Intelligence and Statistics*. PMLR, 2007, pp. 219–226.
- [9] M. Amiridi, N. Kargas, and N. D. Sidiropoulos, “Low-Rank Characteristic Tensor Density Estimation Part I: Foundations,” *IEEE Transactions on Signal Processing*, vol. 70, pp. 2654–2668, 2022.
- [10] T. G. Kolda and B. W. Bader, “Tensor Decompositions and Applications,” *SIAM review*, vol. 51, no. 3, pp. 455–500, 2009.
- [11] N. D. Sidiropoulos, L. De Lathauwer, X. Fu, K. Huang, E. E. Papalexakis, and C. Faloutsos, “Tensor Decomposition for Signal Processing and Machine Learning,” *IEEE Transactions on Signal Processing*, vol. 65, no. 13, pp. 3551–3582, 2017.
- [12] N. Kargas, N. D. Sidiropoulos, and X. Fu, “Tensors, Learning, and “Kolmogorov Extension” for Finite-Alphabet Random Vectors,” *IEEE Transactions on Signal Processing*, vol. 66, no. 18, pp. 4854–4868, 2018.
- [13] J. K. Chege, M. J. Grasis, A. Manina, A. Yeredor, and M. Haardt, “Efficient Probability Mass Function Estimation from Partially Observed Data,” in *Proc. 56th Asilomar Conference on Signals, Systems, and Computers*, 2022.
- [14] Y. M. Shtarkov, “Universal Sequential Coding of Single Messages,” *Problems of Information Transmission*, vol. 23, no. 3, pp. 3–17, 1987.
- [15] J. Rissanen, “Stochastic Complexity and Modeling,” *The Annals of Statistics*, pp. 1080–1100, 1986.
- [16] P. Sulewski, “Equal-bin-width Histogram versus Equal-bin-count Histogram,” *Journal of Applied Statistics*, vol. 48, no. 12, pp. 2092–2111, 2021.
- [17] A. Yeredor and M. Haardt, “Maximum Likelihood Estimation of a Low-rank Probability Mass Tensor from Partial Observations,” *IEEE Signal Processing Letters*, vol. 26, no. 10, pp. 1551–1555, 2019.
- [18] S. Maymon and A. V. Oppenheim, “Sinc Interpolation of Nonuniform Samples,” *IEEE Transactions on Signal Processing*, vol. 59, no. 10, pp. 4745–4758, 2011.
- [19] C. de Boor, *A Practical Guide to Splines*. New York: Springer Verlag, 1978.
- [20] J. K. Chege, M. J. Grasis, A. Yeredor, and M. Haardt, “Bayesian Estimation of a Probability Mass Function Tensor with Automatic Rank Detection,” in *Proc. 9th IEEE International Workshop on Computational Advances in Multi-Sensor Adaptive Processing (CAMSAP)*, Herradura, Costa Rica, 2023.