
PUSHING THE BOUNDARY ON NATURAL LANGUAGE INFERENCE

Pablo Miralles-González, Javier Huertas-Tato, Alejandro Martín, David Camacho

Department of Computer Systems
Technical University of Madrid
Madrid

{pablo.miralles, javier.huertas.tato, alejandro.martin, david.camacho}@upm.es

ABSTRACT

Natural Language Inference (NLI) is a central task in natural language understanding with applications in fact-checking, question answering, and information retrieval. Despite its importance, current NLI systems heavily rely on supervised learning with datasets that often contain annotation artifacts and biases, limiting generalization and real-world applicability. In this work, we apply a reinforcement learning-based approach using Group Relative Policy Optimization (GRPO) for Chain-of-Thought (CoT) learning in NLI, eliminating the need for labeled rationales and enabling this type of training on more challenging datasets such as ANLI. We fine-tune 7B, 14B, and 32B language models using parameter-efficient techniques (LoRA and QLoRA), demonstrating strong performance across standard and adversarial NLI benchmarks. Our 32B AWQ-quantized model surpasses state-of-the-art results on 7 out of 11 adversarial sets—or on all of them considering our replication—within 22GB of CUDA memory, showing that robust reasoning can be retained under aggressive quantization. This work provides a scalable and practical framework for building robust NLI systems without sacrificing inference quality.

Keywords Natural Language Inference · LLMs · GRPO

1 Introduction

Natural Language Inference (NLI) is a core task in natural language understanding, where the goal is to determine whether a given premise entails, contradicts, or is neutral with respect to a hypothesis. NLI has critical applications in real-world settings such as automated fact-checking, question answering, and information retrieval, where accurate reasoning over textual content is essential.

Despite its importance, progress in NLI has been mostly reliant on supervised learning approaches, which require large amounts of labeled data. However, existing NLI datasets are limited in both size and quality. They often exhibit annotation artifacts and spurious patterns, such as the hypothesis-only bias, that models can exploit without true reasoning. As a result, these datasets do not provide a reliable foundation for learning robust inference capabilities.

Although much research has focused on improving the quality of the data or mitigating biases during training, only marginal gains have been achieved and real-world applicability is still far away. We believe that if base transformer models do not acquire sufficient semantic understanding from pretraining, they will not be able to learn the task through fine-tuning on small, biased datasets. The complexity of the task exceeds what can be learned from such limited supervision.

In this work, we apply modern reinforcement learning techniques, specifically Group Relative Policy Optimization (GRPO), to Chain-of-Thought (CoT) learning for Natural Language Inference using larger language models (7B, 14B, and 32B parameters) with parameter-efficient fine-tuning via LoRA and QLoRA. Unlike prior approaches that depend on labeled rationales—such as those built on e-SNLI—this method requires no explanation annotations, enabling application to more challenging datasets like ANLI.

Our results show that even relatively small base models (7B) already generalize better to adversarial NLI benchmarks than prior smaller supervised models, which often overfit to artifacts. GRPO training leads to consistent gains across

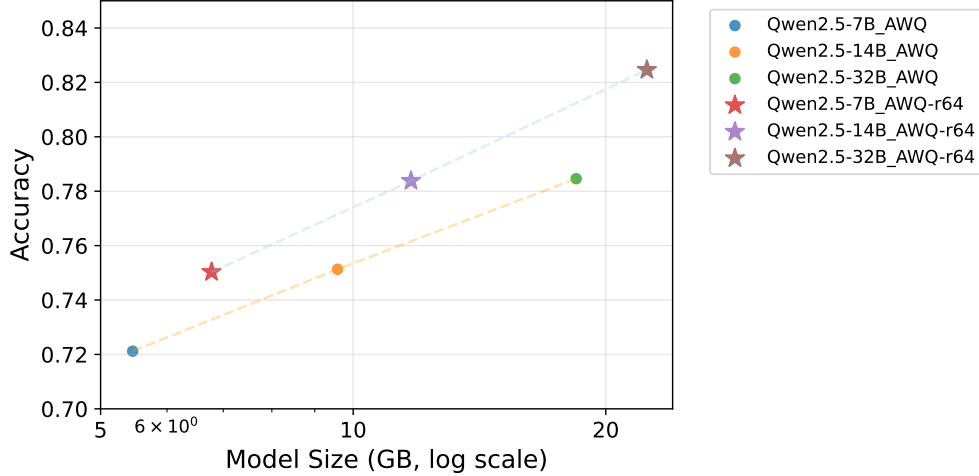


Figure 1: Average accuracy on our dataset selection against model size on GPU. Models fine-tuned by GRPO have a star marker, whereas base models have a dot marker. We select our best models with a LoRA rank of 64.

both standard (SNLI, MultiNLI) and adversarial benchmarks (ANLI, Counter NLI, HANS, NLI Diagnostic), particularly in quantized settings where LoRA reduces performance loss due to compression. As shown in fig. 1, this methodology greatly pushes the Pareto frontier in the size-performance space, considering our benchmark selection.

Our 32B AWQ-quantized model reaches state-of-the-art results across adversarial NLI tasks, while using 22GB of CUDA memory—demonstrating that strong reasoning can be retained even under aggressive quantization. These results indicate that quantized LLMs fine-tuned with GRPO and LoRA represent a practical path toward deploying robust NLI systems in memory-constrained environments, without sacrificing inference quality.

Our main contributions are the following.

- We propose a novel application of Group Relative Policy Optimization (GRPO) for Chain-of-Thought (CoT) learning in Natural Language Inference (NLI), removing the need for labeled rationales. This approach enables training on challenging datasets like ANLI without requiring explanation annotations, broadening applicability beyond rationale-augmented datasets such as e-SNLI.
- We train 7B, 14B and 32B AWQ-quantized models with QLoRA using our methodology, and provide all adapter weights publicly. Our 32B AWQ-quantized model achieves state-of-the-art results on adversarial NLI tasks within 22GB of CUDA memory.
- We thoroughly study and analyze the impact of our training methodology across model sizes, number of trainable LoRA parameters and weight precisions. Our results highlight the importance of using stronger and larger base models if we want true generalization, and show that GRPO training provides strong and robust performance gains in NLI across standard and adversarial datasets.
- We show and analyze the training dynamics we found during GRPO training, as well as the differences found in model outputs after training our 32B model.
- We tried to replicate recent state-of-the-art work [1] without success. At the time of writing, the code is not yet available. Appendix B shows our replication results, which are much lower. The replication source is made public with the rest of the code base.

The code is publicly available at <https://github.com/pablmiralles22/paper-nli-grpo>.

2 Background

Natural Language Inference (NLI) is a core task in natural language understanding that involves determining the logical relationship between a premise and a hypothesis—typically classified as entailment, contradiction, or neutral. Despite its importance for very relevant and current problems such as automated fact-checking and its versatility for zero-shot predictions in many tasks, the field of Natural Language Inference has not seen many advances in the last few years, likely overshadowed by a focus on LLM reasoning on complex tasks like mathematics or coding.

Most work focuses on supervised fine-tuning of Language Models. However, the available labeled data is scarce and low in quality, and the task is very complex. Although researchers have tried to mitigate this problem in several ways, these approaches yield only marginal performance improvements. We also find approaches that apply decoder-only LMs to NLI, but current research efforts around these models focus on more complex reasoning tasks.

In this section, we go over the most relevant work on Natural Language Inference, and also briefly cover the most relevant reasoning research for our work.

2.1 Natural Language Inference datasets

We begin our discussion by exploring the most relevant data sources for NLI. These datasets have been instrumental in training and evaluating models, but they are also a source of limitations in how current models learn and generalize.

- **SNLI** [2] was the first large-scale NLI dataset, with 570K human-written and manually annotated text pairs. As most labeled datasets in this section, each pair includes a premise and a hypothesis, labeled with one of the three NLI categories: entailment, neutral or contradiction.
- **e-SNLI** [3] extends SNLI by adding natural language explanations to each annotated pair. These explanations were crowd-sourced and provide a rationale for the label assigned to each example. The inclusion of explanatory text introduces a richer and more interpretable training signal, allowing models not only to predict labels but also to justify their predictions.
- **MultiNLI** [4] improves SNLI by offering a broader range of linguistic variation. It contains 433,000 sentence pairs drawn from ten different genres of written and spoken English, such as fiction, telephone speech, and government reports. This genre diversity aims to test the generalization ability of NLI models across more realistic and heterogeneous text sources.

However, despite their scale and utility, these early NLI datasets were found to contain significant annotation artifacts and biases. Models were able to achieve surprisingly high accuracy even when trained on hypotheses alone, without access to the premise [5, 6, 7]. These findings suggest that superficial cues in the hypothesis—rather than genuine inferential reasoning—were often sufficient for correct classification, thereby undermining the intended goal of evaluating deep language understanding.

To probe deeper aspects of model understanding and mitigate shallow learning patterns, several diagnostic and adversarial datasets have been proposed. These aim to evaluate whether NLI models rely on genuine reasoning or exploit superficial cues in the data.

- **NLI Diagnostic** [8] is a small but carefully constructed set of 550 hand-crafted sentence pairs included in the GLUE benchmark. Unlike large-scale datasets, this collection is designed to stress-test specific linguistic phenomena such as commonsense and world knowledge, logical inference, predicate-argument structure, and lexical semantics. The examples are drawn from multiple domains to enhance coverage and reduce dataset-specific biases.
- McCoy, Pavlick, and Linzen [9] demonstrated that models trained on MultiNLI tend to rely on simple syntactic heuristics—such as lexical overlap, subsequence matching, and constituent alignment—to make predictions. To expose this issue, they created the **HANS** dataset by generating sentence pairs from templates that systematically exploit and challenge these heuristics. Models that performed well on MultiNLI demonstrated poor performance on HANS, especially on non-entailment cases, revealing a lack of robust generalization.
- **Counter-NLI** [10] addresses the hypothesis-only bias in SNLI by introducing counterfactual reasoning. Each example is augmented with two human-written, validated counterfactuals: one modifying the premise and the other the hypothesis. This structure encourages models to pay attention to both sentences in the pair and reduces over-reliance on spurious lexical cues. Models trained with this data have shown improved robustness to this common NLI pitfall.
- **ANLI** [11] was created using the Human-And-Model-in-the-Loop Enabled Training (HAMLET) framework, which rethinks dataset construction by placing humans in an adversarial role. Instead of relying on automatic perturbations, human annotators are asked to craft hypotheses specifically designed to fool a trained NLI model. When successful, they also provide explanations for the model’s errors, offering insight into the model’s weaknesses. This iterative process was repeated in three rounds, each using a stronger model and a broader domain of premises. The result is a multi-part dataset of increasing difficulty, effectively exposing the limitations of current systems and promoting more robust learning.
- Liu et al. [12] introduced a complementary approach with **WANLI**, blending large language models and human oversight. Using dataset cartography, the authors first identified challenging examples in MultiNLI

to guide generation. GPT-3 then produced similar sentence pairs, which were filtered, edited, and labeled by human annotators. The final dataset consists of 107,885 high-quality examples that cover a wide range of reasoning patterns. Despite being smaller than MultiNLI, WANLI led to superior generalization: models trained on it outperformed MultiNLI-trained baselines on eight out-of-domain benchmarks, achieving notable gains—11% on HANS and 9% on ANLI.

2.2 Supervised methods for Natural Language Inference

In this section, we focus on supervised learning methods. As in many NLP tasks, state-of-the-art solutions rely on pre-trained transformer models [13]. Given the nature of the NLI task, the most suitable architecture involves applying an encoder to both the premise and hypothesis together. The common practice is to use encoder-only transformers, such as BERT [14], RoBERTa [15], or DeBERTa [16]. Alternatively, the task can be reformulated in a text-to-text format using encoder-decoder models like T5 [17] or T0 [18].

However, as noted earlier, these models often perform poorly when fine-tuned on small, biased datasets—especially for complex tasks with high model capacity. This has led to increased research interest in improving data quality and refining training procedures to enhance generalization across different data distributions. Unfortunately, these approaches lead to marginal improvements, but generalization to out-of-domain and adversarial examples is still very poor.

2.2.1 Using synthetic data

He et al. [19] introduced GNLI, a dataset of 671K NLI examples spanning 38 domains, generated using large language models (LLMs) and their text generation capabilities. They observed some gains in the TRUE benchmark [20], which evaluates factual consistency. To assess GNLI’s effectiveness for NLI, they trained and evaluated T5 models of various sizes on different combinations of MultiNLI, ANLI, WANLI, and GNLI. Results show that GNLI occasionally improves cross-dataset generalization, but overall gains are modest. Notably, using GNLI alongside the original data slightly improves test performance in larger models (3B and 11B), which aligns with expectations.

2.2.2 Dataset debiasing

Liu et al. [21] identified artificial patterns in hypothesis sentences that correlate spuriously with specific labels. They removed instances containing these patterns from the training data through downsampling. This led to improved performance on challenging SNLI and MultiNLI examples compared to random downsampling, but overall performance decreased.

Bras et al. [22] introduced **AFLITE**, a greedy debiasing method that iteratively filters out the easiest examples for a trained classifier. Training RoBERTa on the filtered SNLI data yielded substantial gains on the HANS dataset, with smaller improvements on ANLI and the NLI diagnostics subsets focused on logic and lexical semantics.

Wu et al. [23] proposed generating synthetic data using a fine-tuned LLM, then applying **z-filtering** to reduce dataset bias. This method removes examples to ensure that label distributions are uniform with respect to known biasing features (e.g., unigrams, hypothesis length, or BERT hypothesis-only predictions). Their debiased dataset produced slight improvements on SNLI and MNLi when training BERT-based models.

2.2.3 Preventing biases during fine-tuning

Liu et al. [24] compiled a range of known biases learned by NLI models from prior work. For each bias, they trained a dedicated bias-only model, which was then used in model-agnostic debiasing strategies. These included re-weighting training examples based on bias-model predictions and ensembling logits from both the bias-only and target models. They also explored data augmentation via word masking and substitution. Their findings show that while such debiasing methods can slightly mitigate several biases, and no approach mitigates all of them.

Liu et al. [21] also explored adversarial training to reduce hypothesis-only bias. They designed a model that encodes premise and hypothesis separately, with a final classification head over both. A discriminator was added to predict the label from the hypothesis representation alone, and the main model was trained to fool this discriminator while maintaining correct predictions. This adversarial setup, along with other modifications, improved performance on challenging SNLI and MNLi examples but led to a drop in overall accuracy.

Wang et al. [25] introduced two key methods. First, they applied the information bottleneck principle to balance model accuracy and complexity. Second, they proposed the **Anchored Feature Regularizer**, which uses gradient norms with respect to the input embeddings to identify token importance. Tokens with small gradients are considered

less influential, while those with large gradients are more vulnerable to adversarial changes. They then align the model’s global representation with that of a “middle-ground” token using a mutual information-based objective. These techniques improved model performance on ANLI and other adversarial benchmarks.

Stacey, Belinkov, and Rei [26] proposed guiding model attention using human-written natural language explanations. They introduced a loss term that encourages the model’s final-layer [CLS] attention to focus on tokens relevant to these explanations. This supervision led to better generalization both in- and out-of-distribution. Additionally, they explored an alternative approach by adding an external attention layer over the transformer’s output, rather than modifying the internal attention mechanisms.

Kavumba et al. [1] examined whether prompting models for explanations enhances performance on adversarial NLI tasks. They trained encoder-decoder Transformer models (T5-3B [17] and T0-11B [18]) on the e-SNLI [3] dataset to predict both the label and the explanation. Unlike Chain-of-Thought methods, which predict the label after the explanation, their approach requires the model to make the prediction first. Even though the explanation doesn’t influence the prediction, it provides a new and more complex training signal that can lead the model to understand the task properly instead of relying on spurious correlations. Their results show that this method reduces reliance on spurious cues and significantly improves performance on adversarial datasets, setting new state-of-the-art results in ANLI [11], Counter-NLI [10], and NLI Diagnostic [8]. However, they have not released their code, and our attempts to replicate their results resulted in much worse performance (see appendix B).

The idea of training with explanations on e-SNLI was previously explored by Narang et al. [27], who trained the WT5-11B model on several text-to-text tasks with explanations, achieving an impressive 92.3% accuracy on the e-SNLI test set.

2.3 Non-supervised methods for Natural Language Inference

We find a minority of work on non-supervised methods. For example, He et al. [19] introduced a method that leverages machine-generated natural language explanations as in-context exemplars to enhance large language model (LLM) performance on the target instance. By conditioning the LLM on multiple explanation-augmented examples, their approach enables the model to generalize more effectively to unseen, unlabeled inputs. The authors demonstrate consistent performance improvements across both open-source and proprietary LLMs, as well as across several adversarial natural language inference (NLI) benchmarks, highlighting the robustness and generality of their method. Despite this, overall performance still has great room for improvement.

2.4 Reinforcement learning for reasoning

There has been a great body of research on improving the reasoning capabilities of LLMs, specially by encouraging the models to generate chains of thought [28] before answering. The use of large-scale training data has been the main driving force behind reasoning improvements, with pre-training datasets like [29] or curated instruction data [30].

The most relevant for our work is the successful application of large-scale reinforcement learning to improve reasoning capabilities in complex tasks like mathematical or coding problems. The most prominent example is the DeepSeek-R1 model [31], trained with the GRPO [32] algorithm. However, to the best of our knowledge, these new state-of-the-art techniques have not yet been explored in the particular case of NLI.

3 Method

Similar to prior work, we formulate the NLI task as a text-to-text problem. In particular, we prompt the model to produce an explanation or rationale that conditions the final prediction. Since we train with reinforcement learning, we do not require manually produced explanations, but use those sampled online from the model. This allows us to use more difficult datasets, like *ANLI*, for training. What is more, our training objective includes a KL-divergence term that prevents the model from diverging too much from its initial state. This reduces the risk of bypassing the explanation and predicting based on the premise-hypothesis pair, mitigating the reliance on spurious correlations. The following subsections explain our training process in more detail.

3.1 Reinforcement learning with GRPO

For reinforcement learning we decide to use *Group Relative Policy Optimization* (GRPO) [32] due to its lower memory usage, as it removes the need for a critic model. Given a prompt p , GRPO samples a group of completions

$\{o_1, o_2, \dots, o_G\}$ from the old policy $\pi_{\theta_{old}}$, with their respective rewards $\{r_1, r_2, \dots, r_G\}$. The GRPO objective is given by:

$$\mathcal{L}_{GRPO}(\theta) = \frac{1}{G} \sum_{i=1}^G \left[\min \left(\frac{\pi_{\theta}(o_i|p)}{\pi_{old}(o_i|p)} A_i, \text{clip} \left(\frac{\pi_{\theta}(o_i|p)}{\pi_{old}(o_i|p)}, 1 - \epsilon, 1 + \epsilon \right) A_i \right) \right] - \beta \text{KL}(\pi_{\theta} \| \pi_{\text{ref}}). \quad (1)$$

Here:

- A_i is typically the normalized advantage $\frac{r_i - \mu}{\sigma}$, with μ and σ being the mean and standard deviation of rewards r_i over the group. However, we follow the recommendations in Dr. GRPO [33] and remove the division by σ . This makes the optimization process give the same weight to all examples, instead of focusing on those with less diversity. Since our rewards are in the range $[0, 1]$, we do not expect any stability problems to arise.
- ϵ is a hyperparameter that controls a clipping range. This clipping prevents the update from becoming too large when the training policy deviates too much from π_{old} .
- β is a regularization coefficient for the KL divergence term between the training policy and the reference policy π_{ref} , in our case the original or base model. This term stops the model from diverging too much from the base model, which reduces the risk of reward hacking.

3.2 Problem formulation

Given an NLI problem or premise-hypothesis pair, we formulate it as a text-to-text problem with the prompt template shown in listing 1. Our approach requires the model to generate an explicit reasoning step before producing a final prediction, enforced through the reward function. This ensures that the final output is tightly conditioned on the explanation, reducing reliance on spurious correlations between the premise and hypothesis. While the model could theoretically ignore the reasoning process or explanation, this is mitigated in two ways: predictions that contradict the explanation are rarely sampled, and the KL divergence loss penalizes deviations from the base model’s output distribution, discouraging such behavior.

```

1 [SYSTEM] Respond in the following format:
2 <think>...</think>
3 <answer>contradiction/entailment/neutral</answer>
4 [USER] You are given a Natural Language Inference (NLI) task. You are given a
   premise and a hypothesis, and you need to determine whether the hypothesis is a
   contradiction, entailment, or neutral given the premise.
5 Premise: {premise}
6 Hypothesis: {hypothesis}
7 Given the premise, is the hypothesis a contradiction, entailment, or neutral?
   Think step-by-step.
8 Use the following format for your response:
9 <think>...</think>
10 <answer>contradiction/entailment/neutral</answer>

```

Listing 1: Prompt template used for NLI premise-hypothesis pairs.

We also experimented with more structured prompts involving step-by-step instructions, but these yielded longer completions without performance gains. Our final prompt offers the model greater flexibility, enabling broader exploration of the solution space. Finally, we note that some redundancy is deliberately included in the instructions to ensure that even small, untrained models adhere to the required output format.

3.3 Training data selection

Given that explanations are sampled from the LLM and we are not restricted to datasets with manually produced explanations such as e-SNLI, we select the **ANLI R3 training set**, which is one of the most difficult ones in the literature. We perform an additional filtering step by selecting only examples that were missed with a *Qwen/Qwen2.5-7B-Instruct* model in an initial sweep. This is done because easy examples that are always predicted correctly produce zero-valued advantages in eq. (1) and do not yield any update to the parameters, making them a waste of resources. Our filtered selection is available for download at HuggingFace as *pablmiralles22/ANLI-R3-one-missed*.

This filtering process could be further refined. For example, we could perform multiple sweeps with the reference model and pick those examples where the model got both a wrong and a right prediction. However, we do not focus too

much on minimizing the required number of training steps to achieve peak performance. We could also perform this filtering step with the same model we are about to adapt, instead of using the same dataset from the 7B variant for all trained models. However, this would make the results less comparable.

4 Experiments

We thoroughly study the effect of training Large Language Models with the methodology in section 3 for Natural Language Inference. In particular, we wish to answer the following research questions:

- RQ1)** Is training with GRPO effective for improving performance? Are the performance variations consistent across model sizes?
- RQ2)** Do these performance gains generalize to other datasets?
- RQ3)** Does performance (both in and out of domain) improve as the number of training parameters increases? As we restrict ourselves to the use of LoRA [34] or QLoRA [35] due to limited resources, we study the effect of increasing the rank of the update matrices.
- RQ4)** What effect does 4bit AWQ quantization [36] have on model performance, both before and after GRPO training with LoRA?
- RQ5)** What does the model learn from training with this methodology?

Backbone model selection. To answer these questions, we train models in the *Qwen/Qwen2.5-*B-Instruct* family with sizes 7B, 14B and 32B with LoRA or QLoRA. All models are trained with AWQ quantization due to resource constraints except the 7B model, which is trained both with and without quantization. For reference and comparison, we show in the number of parameters and model sizes for different models and LoRA ranks in table 1.

Table 1: Number of parameters and sizes of models and adapters used in this work. Model sizes are calculated empirically by loading the models to memory.

Model	LoRA rank	# params backbone	# params adapter	Size 16bits	Size AWQ
Qwen2.5-7B	-	7.615B		14.54GB	5.46GB
Qwen2.5-7B	8	7.615B	20.19M	14.72GB	5.62GB
Qwen2.5-7B	16	7.615B	40.37M	14.78GB	5.75GB
Qwen2.5-7B	32	7.615B	80.74M	15.19GB	6.12GB
Qwen2.5-7B	64	7.615B	161.48M	15.88GB	6.78GB
Qwen2.5-7B	128	7.615B	322.96M	17.26GB	7.95GB
Qwen2.5-14B	-	14.770B		28.03GB	9.58GB
Qwen2.5-14B	64	14.770B	275.25M	30.54GB	11.72GB
Qwen2.5-32B	-	32.764B		61.66GB	18.44GB
Qwen2.5-32B	64	32.764B	536.87M	66.23GB	22.39GB

Evaluation dataset selection. To evaluate the models, we use a suite of established NLI benchmarks that collectively test for generalization, robustness to dataset artifacts, and linguistic competence. SNLI and MultiNLI provide large-scale, diverse training and evaluation scenarios, while HANS and NLI Diagnostic target specific model heuristics and linguistic phenomena. Please note that HANS contains binary labels for entailment and non-entailment, and model predictions are transform by mapping neutral and contradiction predictions to non-entailment ones. Finally, Counter-NLI is helpful in assessing resilience to the hypothesis-only bias. Including these datasets ensures that our evaluation captures both in-distribution and out-of-distribution performance, as well as sensitivity to known pitfalls in NLI modeling.

5 Results and discussion

5.1 Model evaluation and comparison

In table 2 we compare the results of GRPO-trained models with a LoRA rank of 64 with previous state-of-the-art results on each dataset. All but one of the baselines are RoBERTa-large models with 355 million parameters. We include these

comparisons for completeness, even though they are unfair in terms of model size. Results from [1] are reported and compared separately in appendix B, as our replication was far from the reported results.

We can readily see that where baseline models struggle to generalize, even our 7B variants generalize decently. On the other hand, the baselines perform better on non-adversarial datasets like SNLI or MultiNLI. This is likely because the learned spurious correlations are very helpful in those datasets.

Table 2: Comparison of GRPO-trained models for different backbone sizes compared with baselines from prior work. The backbones of GRPO-trained models are from the *Qwen/Qwen2.5-*B-Instruct-**, and all of them are trained with LoRA or QLoRA with a rank of 64. Here, 7B models are trained with a batch size of 32, while the 14B and 32B models are trained with a batch size of 8. We show the best result for each dataset in bold, and underline the second best. The state-of-the-art baselines are: T5-11B [17] for MultiNLI, RoBERTa-large [37] for SNLI, RoBERTa-large [25] for ANLI and RoBERTa-large [22] for HANS and Counter NLI.

Dataset	Subset	SOTA	7B	7B (AWQ)	14B (AWQ)	32B (AWQ)
anli	r1	75.00%	76.53%	74.47%	<u>78.30%</u>	83.93%
anli	r2	50.50%	64.13%	62.43%	<u>66.93%</u>	75.13%
anli	r3	47.70%	61.42%	59.61%	<u>62.22%</u>	72.19%
counter-nli		67.10%	74.93%	76.67%	<u>78.06%</u>	81.27%
hans	cons	38.50%	85.50%	85.83%	92.67%	<u>92.43%</u>
hans	lex	94.10%	<u>96.49%</u>	92.85%	95.38%	98.21%
hans	sub	46.30%	<u>71.46%</u>	72.90%	<u>76.51%</u>	77.83%
mnli	dev_mm	91.70%	85.92%	83.32%	<u>86.87%</u>	88.09%
nli-diagnostic	know	53.90%	69.95%	65.85%	69.48%	76.06%
nli-diagnostic	logic	58.70%	<u>71.98%</u>	73.26%	<u>73.08%</u>	78.57%
nli-diagnostic	ls	66.50%	72.09%	72.09%	<u>76.02%</u>	80.27%
nli-diagnostic	pas	69.90%	<u>76.54%</u>	76.00%	<u>75.18%</u>	77.72%
snli		93.10%	<u>85.24%</u>	85.58%	88.29%	<u>90.23%</u>
avg.		<u>65.62%</u>	76.32%	75.45%	<u>78.38%</u>	82.46%

A more effective way to evaluate Natural Language Inference (NLI) performance is to jointly consider both model size and accuracy across a standardized and diverse set of benchmark datasets. To facilitate this comparison, we present a figure (fig. 1) showcasing the performance of our best GRPO-trained models alongside their respective base models. The results clearly demonstrate that GRPO training shifts the Pareto frontier, yielding models that achieve higher accuracy for a given size. Although these models are relatively large, applying quantization techniques significantly reduces their memory footprint, enabling inference on a single 24GB or 48GB GPU—making them practical for research and deployment.

Model size is only one dimension of efficiency. Inference cost is equally important and depends on multiple factors, including the hardware used, the specific model architecture, and the average output length. The latter is particularly relevant for GRPO-trained models, which are known to generate substantially longer completions during reasoning tasks—driving up token usage and, therefore, cost. However, as discussed in section 5.6, our GRPO models do not exhibit this behavior. Their completion lengths remain comparable to those of the base models. Despite this, inference cost remains difficult to standardize, as it varies significantly with hardware availability and the distribution of completion lengths across tasks.

Another major challenge in fairly comparing model performance arises from the potential for data leakage in large-scale pretraining datasets. When models are trained on massive, opaque corpora, it becomes increasingly difficult to ensure that evaluation data has not been seen during pretraining—directly or indirectly (see e.g. [38]). This undermines the validity of performance comparisons, as improvements may reflect memorization rather than genuine generalization. Given these concerns, the most reliable comparisons are those made between models that share the same base—ensuring a consistent pretraining foundation and isolating the effect of the GRPO procedure itself.

5.2 Ablation on decoding temperature

Prior to all other evaluations, we selected a decoding strategy for the rest of the experimentation. We fixed a value of 0.9 for the `top_p` parameter and compare different temperatures on the ANLI dataset for a selection of checkpoints. For non-greedy temperatures, we run 5 different evaluations and show the mean and standard deviation. The results are shown in fig. 2. We can see that it is generally equal or superior to use a greedy decoding strategy, although there is not

much volatility with other temperatures. *Thus, for the rest of the experimentation, including section 5.1, we used greedy decoding for evaluations.* Further, we do not see any particular pattern in the performance variation across temperatures or the volatility with non-greedy temperatures between base and GRPO models.

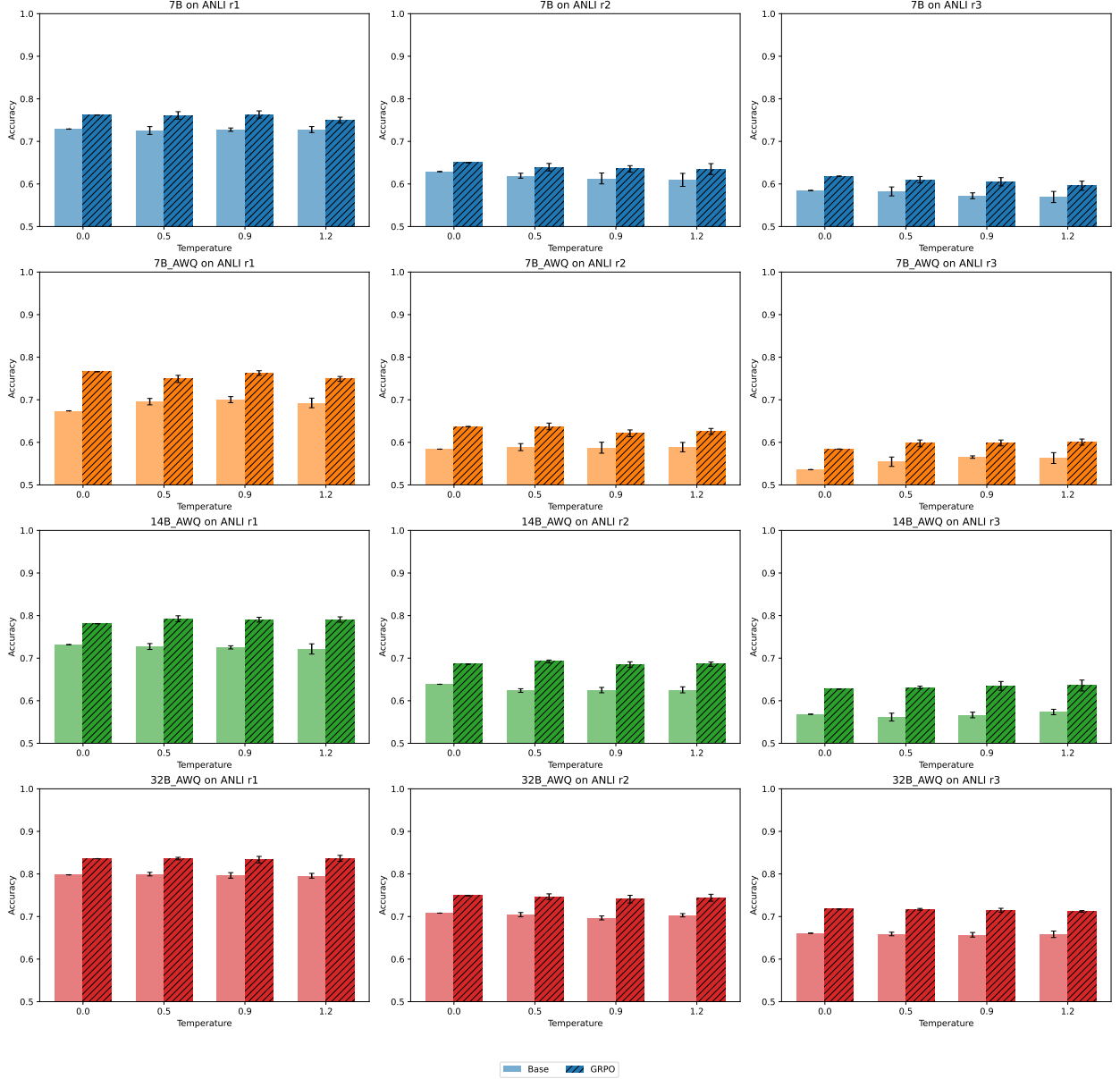


Figure 2: Effect of GRPO training on ANLI accuracy by model size, test set and decoding temperature. For non-greedy decoding, five evaluations are performed, and the standard deviation is plotted as an error line. We use models from the Qwen2.5-*B-Instruct family. GRPO is performed with LoRA and a rank of 64.

5.3 Performance variation across model sizes

Next, we evaluate the variation in performance across several datasets after applying our training methodology to models of different sizes. Results are shown in table 3.

As anticipated, the performance of both base and GRPO-trained models exhibits a positive correlation with model size, with larger parameter counts generally yielding improved results. The magnitude and consistency of these gains are dataset-dependent, indicating that some parts of the data distribution benefit more than others from increased model capacity.

As the model size increases, we find larger improvements in average accuracy. This is expected, as bigger models result in a larger number of trainable parameters in the LoRA update matrices. More interestingly, we find that accuracy improvements are more consistent across adversarial datasets as the size of the model increases. The largest model present gains across all but one dataset, seemingly improving correctly and not relying on spurious correlations. On the other hand, the 7B GRPO model shows diminished results in certain adversarial datasets following fine-tuning, suggesting a possible overfitting or capacity limitation at this scale.

Finally, we highlight that the 14B GRPO model almost reaches the average performance of the base 32B model, which represents a strong efficiency gain introduced by fine-tuning with GRPO.

Table 3: Increase in accuracy from GRPO training for different backbone sizes. The baseline models are from the *Qwen/Qwen2.5-B-Instruct-AWQ*, and all of them are trained with QLoRA and a rank of 64 and a batch size of 8.

Dataset	Subset	7B (AWQ)			14B (AWQ)			32B (AWQ)		
		Base	GRPO	Δ	Base	GRPO	Δ	Base	GRPO	Δ
anli	r1	67.40%	75.23%	+7.83%	73.17%	78.30%	+5.13%	79.80%	83.93%	+4.13%
anli	r2	58.40%	62.37%	+3.97%	63.86%	66.93%	+3.07%	70.80%	75.13%	+4.33%
anli	r3	53.58%	59.47%	+5.89%	56.83%	62.22%	+5.39%	66.08%	72.19%	+6.11%
counter-nli		67.06%	77.54%	+10.48%	72.98%	78.06%	+5.08%	77.44%	81.27%	+3.83%
hans	cons	82.98%	80.57%	-2.41%	93.00%	92.67%	-0.33%	95.96%	92.43%	-3.53%
hans	lex	88.78%	94.58%	+5.80%	89.32%	95.38%	+6.06%	90.95%	98.21%	+7.26%
hans	sub	73.43%	71.97%	-1.46%	78.32%	76.51%	-1.81%	75.97%	77.83%	+1.86%
mnli	dev_mm	80.83%	83.70%	+2.87%	82.43%	86.87%	+4.43%	84.32%	88.09%	+3.78%
nli-diagnostic	know	68.31%	66.78%	-1.53%	70.07%	69.48%	-0.59%	70.07%	76.06%	+5.99%
nli-diagnostic	logic	71.98%	71.25%	-0.73%	70.05%	73.08%	+3.02%	73.63%	78.57%	+4.95%
nli-diagnostic	ls	70.99%	72.48%	+1.49%	72.64%	76.02%	+3.38%	75.47%	80.27%	+4.80%
nli-diagnostic	pas	77.17%	73.10%	-4.08%	72.83%	75.18%	+2.36%	74.46%	77.72%	+3.26%
snli		76.67%	86.35%	+9.68%	81.23%	88.29%	+7.06%	85.02%	90.23%	+5.22%
avg.		72.12%	75.03%	+2.91%	75.13%	78.38%	+3.25%	78.46%	82.46%	+4.00%

5.4 Effect of AWQ-quantization on performance

Quantization greatly reduces the size of the model weights at the expense of accuracy. It is interesting to measure how much performance is lost, specially after training the LoRA update matrices. Our results are shown in table 4 for 7B models and several LoRA ranks.

The base model suffers a small average drop of 2.95% accuracy. This is not too significant considering a 3x model size reduction as seen in table 1. More interestingly, while GRPO improves average performance for both the quantized and non-quantized models, the gap between them gets smaller, specially for larger ranks. This means that we get a large improvement in computational resources without suffering in terms of performance.

Table 4: Effect of AWQ quantization on NLI performance across several datasets and LoRA ranks for GRPO training.

		Base		Rank 8		Rank 16		Rank 32		Rank 64		Rank 128	
		No AWQ	Δ AWQ	No AWQ	AWQ	No AWQ	AWQ	No AWQ	AWQ	No AWQ	AWQ	No AWQ	AWQ
anli	r1	72.90%	-5.50%	73.43%	-0.87%	74.87%	-1.80%	74.63%	-0.07%	76.53%	-2.07%	76.90%	-2.20%
anli	r2	62.90%	-4.50%	63.23%	-1.47%	63.40%	-1.43%	63.10%	+0.77%	64.13%	-1.70%	64.30%	-1.53%
anli	r3	58.47%	-4.88%	59.11%	-0.58%	60.25%	-1.31%	59.14%	+0.00%	61.42%	-1.81%	60.69%	-0.97%
counter-nli		70.38%	-3.31%	72.27%	+3.40%	72.90%	+3.42%	73.44%	+3.75%	74.93%	+1.73%	76.23%	+0.48%
hans	cons	87.94%	-4.96%	87.79%	-6.40%	86.80%	-6.46%	87.00%	-6.51%	85.50%	+0.33%	81.98%	+0.35%
hans	lex	93.88%	-5.10%	94.33%	-2.18%	95.61%	-2.11%	95.09%	+0.59%	96.49%	-3.64%	96.34%	-1.61%
hans	sub	72.45%	+0.98%	72.67%	+0.16%	72.34%	+0.38%	71.90%	-0.63%	71.46%	+1.44%	70.99%	+0.54%
mnli	dev_mm	83.57%	-2.75%	84.29%	-0.62%	84.45%	-1.28%	84.48%	+0.38%	85.92%	-2.60%	85.81%	-1.45%
nli-diagnostic	know	71.13%	-2.82%	69.48%	-3.52%	67.61%	+0.59%	70.07%	+0.00%	69.95%	-4.11%	71.13%	-2.46%
nli-diagnostic	logic	73.63%	-1.65%	73.44%	-4.12%	73.35%	-2.66%	71.34%	+1.56%	71.98%	+1.28%	71.79%	+1.01%
nli-diagnostic	ls	73.11%	-2.12%	72.56%	-0.79%	72.09%	-1.52%	73.11%	-0.94%	72.09%	+0.00%	73.66%	-0.47%
nli-diagnostic	pas	75.00%	+2.17%	75.72%	-1.81%	75.18%	-0.63%	75.36%	+0.54%	76.54%	-0.54%	76.09%	-1.72%
snli		80.61%	-3.94%	83.00%	+1.77%	84.03%	+0.66%	84.50%	+1.70%	85.24%	+0.33%	87.03%	-1.11%
avg.		75.07%	-2.95%	75.49%	-1.31%	75.61%	-1.09%	75.63%	+0.09%	76.32%	-0.87%	76.38%	-0.86%

5.5 Effect of LoRA rank on performance

We now investigate the relationship between LoRA rank and the accuracy gains obtained through GRPO training. The base model used in our experiments is *Qwen/Qwen2.5-7B-Instruct* with and without quantization. Results are shown in

table 5. We note that results from the 7B AWQ-quantized variant are different from those of table 3, as they are trained with different batch sizes.

Table 5: Increase in accuracy from GRPO training by LoRA rank. The baseline model is *Qwen/Qwen2.5-7B-Instruct*, both with and without quantization.

Dataset	Subset	No GRPO	Δ r8	Δ r16	Δ r32	Δ r64	Δ r128
7B							
anli	test_r1	72.90%	+0.53%	+1.97%	+1.73%	+3.63%	+4.00%
anli	test_r2	62.90%	+0.33%	+0.50%	+0.20%	+1.23%	+1.40%
anli	test_r3	58.47%	+0.65%	+1.78%	+0.67%	+2.95%	+2.23%
counter-nli	test	70.38%	+1.90%	+2.52%	+3.06%	+4.56%	+5.85%
hans	test_cons	87.94%	-0.15%	-1.14%	-0.94%	-2.44%	-5.96%
hans	test_lex	93.88%	+0.45%	+1.73%	+1.21%	+2.61%	+2.46%
hans	test_sub	72.45%	+0.22%	-0.11%	-0.55%	-0.99%	-1.46%
mnli	dev_mm	83.57%	+0.71%	+0.88%	+0.90%	+2.34%	+2.24%
nli-diagnostic	test_know	71.13%	-1.64%	-3.52%	-1.06%	-1.17%	+0.00%
nli-diagnostic	test_logic	73.63%	-0.18%	-0.27%	-2.29%	-1.65%	-1.83%
nli-diagnostic	test_ls	73.11%	-0.55%	-1.02%	+0.00%	-1.02%	+0.55%
nli-diagnostic	test_pas	75.00%	+0.72%	+0.18%	+0.36%	+1.54%	+1.09%
snli	test	80.61%	+2.40%	+3.42%	+3.89%	+4.63%	+6.42%
avg.		75.07%	+0.41%	+0.53%	+0.55%	+1.25%	+1.31%
7B (AWQ)							
anli	r1	67.40%	+5.17%	+5.67%	+7.17%	+7.07%	+7.30%
anli	r2	58.40%	+3.37%	+3.57%	+5.47%	+4.03%	+4.37%
anli	r3	53.58%	+4.94%	+5.36%	+5.56%	+6.03%	+6.14%
counter-nli		67.06%	+8.60%	+9.25%	+10.13%	+9.60%	+9.65%
hans	cons	82.98%	-1.59%	-2.64%	-2.50%	+2.85%	-0.64%
hans	lex	88.78%	+3.36%	+4.72%	+6.90%	+4.07%	+5.95%
hans	sub	73.43%	-0.60%	-0.71%	-2.16%	-0.53%	-1.89%
mnli	dev_mm	80.83%	+2.84%	+2.34%	+4.02%	+2.49%	+3.53%
nli-diagnostic	know	68.31%	-2.35%	-0.12%	+1.76%	-2.46%	+0.35%
nli-diagnostic	logic	71.98%	-2.66%	-1.28%	+0.92%	+1.28%	+0.82%
nli-diagnostic	ls	70.99%	+0.79%	-0.42%	+1.18%	+1.10%	+2.20%
nli-diagnostic	pas	77.17%	-3.26%	-2.63%	-1.27%	-1.18%	-2.81%
snli		76.67%	+8.11%	+8.02%	+9.53%	+8.91%	+9.25%
avg.		72.12%	+2.06%	+2.39%	+3.59%	+3.33%	+3.40%

LoRA rank effect on non-quantized models There is a clear monotonic trend in average performance as the LoRA rank increases. Among the configurations tested, LoRA rank 128 achieves the highest average accuracy across datasets. Improvement gains by increasing the number of trainable parameters is irregular, with two big jumps from the base model to a LoRA rank of 8, and from a rank of 32 to a rank of 64.

We also observe a general trend of improved performance on standard, non-adversarial benchmarks such as SNLI and MNLI as the LoRA rank increases. This indicates that higher-rank adaptations may be beneficial for non-adversarial data, as one would expect given the higher capability to fit the training data.

In contrast, the behavior on adversarial or difficult datasets is less predictable. Performance varies more significantly across ranks, with no consistent improvement pattern. We do observe that the rank with the least amount of sets with performance drops is 128, but the drop for the set targeting the constituent heuristic (i.e. assuming that a premise entails all complete subtrees in its parse tree) is significant.

LoRA rank effect on quantized models For quantized models we observe an upward trend on average performance up to a rank of 32, and stability afterwards. In general, performance gains are much greater. This is not surprising, as information lost from quantization is likely easy to recover by the extra parameters. We also find that the regular performance trend for the easier datasets SNLI and MultiNLI is not present for AWQ-quantized models.

5.6 On training dynamics: loss, KL divergence and completion length

Figure 3 presents the training dynamics—specifically, the reward, completion length, and KL divergence—of a selection of *Qwen2.5-7B-Instruct* checkpoints trained with LoRA ranks of 8, 16, 32, 64, and 128, using the GRPO algorithm. All curves are smoothed using an exponential moving average.

The final reward exhibits a slight upward trend as the LoRA rank increases, suggesting that further gains in reward may be achievable by using even higher ranks. Completion length remains largely unaffected by the training process across different ranks, showing no significant variation. This might be due to the tweaks introduced in Dr. GRPO [33], or a lack of sufficient parameters to introduce such a distribution shift. It is also possible that the NLI task does not benefit from longer chains of thought or retries, as evaluating an answer is the same problem as answering. KL divergence increases with LoRA rank, consistent with the expectation that a greater number of tunable parameters enables the model to diverge more from the original policy distribution.

We observe similar trends for rewards in Figure 4, which displays the same training metrics across *Qwen2.5-*B-Instruct-AWQ* checkpoints with varying parameter counts. Interestingly, the 7B and 14B models end with a fairly higher mean completion length than the 32B model. Of course, larger completions are only desirable if it leads to a sufficient performance gain, as it increases inference costs. Finally, we also observe a much higher final KL divergence for the 14B model.

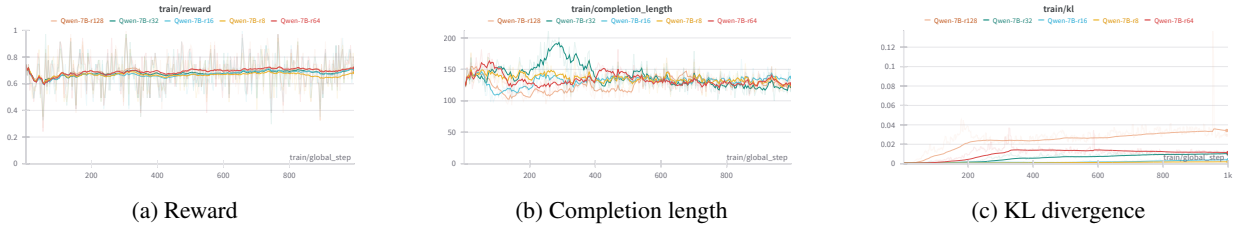


Figure 3: Training metrics by LoRA rank for *Qwen2.5-7B-Instruct*.

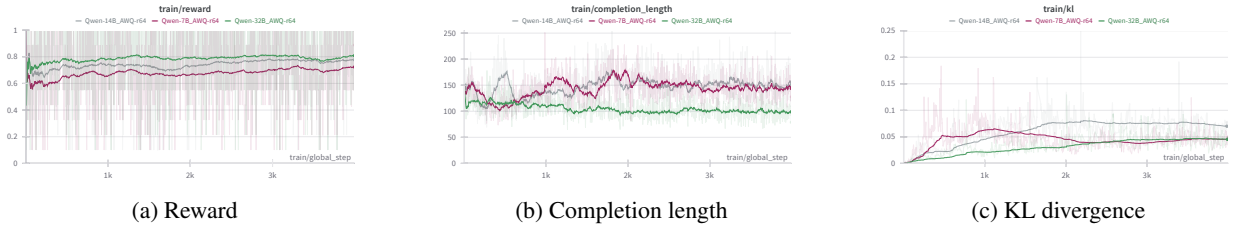


Figure 4: Training metrics by number of parameters for *Qwen2.5-*B-Instruct-AWQ* models.

5.7 Analyzing differences in model outputs

In this section we try to study differences in the output of models before and after training with our methodology. In particular, we consider the base model *Qwen/Qwen2.5-32B-Instruct-AWQ* and one particular checkpoint of our GRPO-trained models. We restrict ourselves to examples from the ANLI R3 test set where the output of the base model and of the GRPO-trained model differ.

In fig. 5, we present heatmaps that display the confusion matrices comparing gold labels, base model predictions, and GRPO-trained model predictions. The most frequent pattern is that the base model predicts neutral, while the GRPO-trained model predicts entailment. We also observe several instances of neutral-contradiction and contradiction-neutral prediction pairs, which can be attributed to the subtle differences between these categories. Comparing with the gold labels, it is clear that the base model often misclassifies entailment as neutral, a mistake that the GRPO training appears to address.

In appendix E we include seven random samples from the ANLI R3 test set where *Qwen/Qwen2.5-32B-Instruct-AWQ* and its GRPO-trained counterpart differ in opinion. We show the example and output of both models, as well as our analysis of the mistakes of each model.

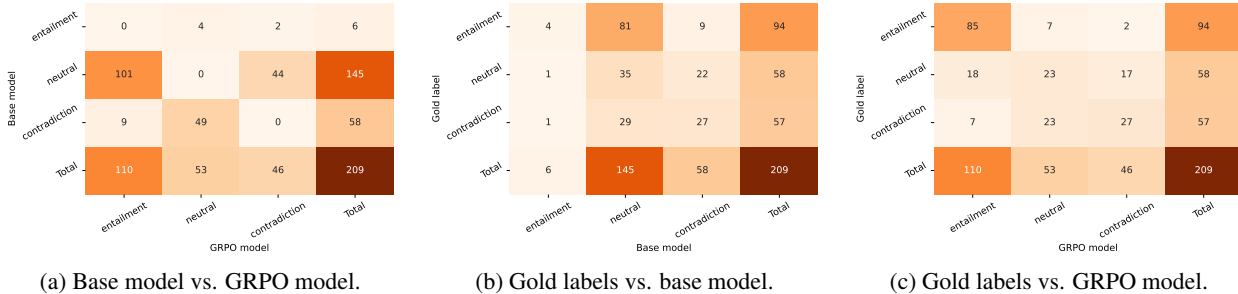


Figure 5: Confusion matrices between the base and GRPO models’ predictions, and between predictions and gold labels, for ANLI R3 test examples where the base and GRPO models differ in output.

We observe no significant difference in response patterns between the base model and the GRPO-trained version. However, we note discrepancies in the models’ interpretations of word meanings, such as the distinction between “optional” in the first example and the nuances of “manslaughter” versus “murder” in the sixth example. Additionally, there are differences in the models’ understanding of contradictions and neutrality, as seen in the second example. Furthermore, some of the gold labels appear to be ambiguous or potentially incorrect, which could contribute to the observed performance drop between validation and test datasets.

6 Conclusions

In this work, we explored the use of reinforcement learning—specifically the Group Relative Policy Optimization (GRPO) algorithm—in conjunction with Low-Rank Adaptation (LoRA) for fine-tuning large language models (LLMs) on natural language inference (NLI) tasks. Our approach enables the training of Chain-of-Thought (CoT) reasoning without relying on human-labeled explanations, addressing a limitation in the scalability of supervised methods for NLI.

We show that GRPO training with LoRA not only improves performance on standard benchmarks such as SNLI and MultiNLI, but also on adversarial datasets where performance tends to drop in prior work. This effect is especially notable in quantized models, where LoRA serves as an effective mechanism to recover performance lost due to aggressive parameter reduction. This results in models that are both computationally efficient and capable of high-quality inference, making them practical for deployment in memory-constrained environments.

Base models without training already offer strong performance on adversarial datasets, showing stronger generalization than prior work with trained but smaller models. This highlights the importance of starting from a sufficiently capable base model. Indeed, if the model has not acquired the proper domain knowledge and logic capabilities from pre-training, it is very unlikely that it will be able to do so from supervised training on scarce human-generated data, which often contains artificial correlations. This is specially the case if we want our model to generalize to real-world scenarios. While the use of large-scale synthetic datasets is a potential alternative, it remains unclear whether such data can consistently provide the diversity and quality of reasoning signals needed to train smaller models effectively without introducing similar biases.

Future benchmarking efforts must account for two significant limitations. First, model efficiency is inherently multi-dimensional and complex, involving factors such as total parameter count, model size, inference latency, and memory usage. Inference time, in particular, varies based on hardware, average output length, and even implementation details, making direct comparisons difficult. Second, there are concerns over potential data leakage in large-scale pretraining corpora, which undermines fair evaluation. When models are trained on massive and largely opaque datasets, it becomes increasingly difficult to ensure that benchmark test sets have not been seen—directly or indirectly—during pretraining. Given these challenges, we argue that meaningful comparisons should ideally be restricted to models sharing the same base architecture and pretraining data, isolating the effects of specific training or fine-tuning methods rather than conflating them with differences in upstream data exposure or model internals.

Acknowledgments

This work has been supported by the following projects: H2020 TMA-MSCA-DN TUAI project “Towards an Understanding of Artificial Intelligence via a transparent, open and explainable perspective” (HORIZON-MSCA-2023-DN-01-01, Grant agreement n°: 101168344); by Strategic Networking and Development Program funded by the Ministry of Science and ICT through the National Research Foundation of Korea (RS-2023-00267476); by project PCI2022-

134990-2 (MARTINI) of the CHISTERA IV Cofund 2021 program; by European Commission under IBERIFIER Plus - Iberian Digital Media Observatory (DIGITAL-2023-DEPLOY- 04-EDMO-HUBS 101158511); by EMIF managed by the Calouste Gulbenkian Foundation, in the project MuseAI; and by Comunidad Autonoma de Madrid, CIRMA-CAM Project (TEC-2024/COM-404).

References

- [1] P. Kavumba, A. Brassard, B. Heinzerling, and K. Inui. “Prompting for Explanations Improves Adversarial NLI. Is This True? {Yes} It Is {true} Because {it Weakens Superficial Cues}”. In: *Findings of the Association for Computational Linguistics: EACL 2023*. Findings of the Association for Computational Linguistics: EACL 2023. Dubrovnik, Croatia: Association for Computational Linguistics, 2023, pp. 2165–2180. DOI: 10.18653/v1/2023.findings-eacl.162. URL: <https://aclanthology.org/2023.findings-eacl.162> (visited on 02/10/2025).
- [2] S. R. Bowman, G. Angeli, C. Potts, and C. D. Manning. “A Large Annotated Corpus for Learning Natural Language Inference”. In: *Proceedings of the 2015 Conference on Empirical Methods in Natural Language Processing*. Ed. by L. Màrquez, C. Callison-Burch, and J. Su. Lisbon, Portugal: Association for Computational Linguistics, Sept. 2015, pp. 632–642. DOI: 10.18653/v1/D15-1075. URL: <https://aclanthology.org/D15-1075>.
- [3] O.-M. Camburu, T. Rocktäschel, T. Lukasiewicz, and P. Blunsom. “E-SNLI: Natural Language Inference with Natural Language Explanations”. In: *Advances in Neural Information Processing Systems*. Ed. by S. Bengio, H. Wallach, H. Larochelle, K. Grauman, N. Cesa-Bianchi, and R. Garnett. Vol. 31. Curran Associates, Inc., 2018. URL: https://proceedings.neurips.cc/paper_files/paper/2018/file/4c7a167bb329bd92580a99ce422d6fa6-Paper.pdf.
- [4] A. Williams, N. Nangia, and S. Bowman. “A Broad-Coverage Challenge Corpus for Sentence Understanding through Inference”. In: *Proceedings of the 2018 Conference of the North American Chapter of the Association for Computational Linguistics: Human Language Technologies, Volume 1 (Long Papers)*. Proceedings of the 2018 Conference of the North American Chapter of the Association for Computational Linguistics: Human Language Technologies, Volume 1 (Long Papers). New Orleans, Louisiana: Association for Computational Linguistics, 2018, pp. 1112–1122. DOI: 10.18653/v1/N18-1101. URL: <http://aclweb.org/anthology/N18-1101> (visited on 04/01/2025).
- [5] M. Tsuchiya. “Performance Impact Caused by Hidden Bias of Training Data for Recognizing Textual Entailment”. In: *Proceedings of the Eleventh International Conference on Language Resources and Evaluation (LREC 2018)*. Ed. by N. Calzolari et al. Miyazaki, Japan: European Language Resources Association (ELRA), May 2018. URL: <https://aclanthology.org/L18-1239/>.
- [6] S. Gururangan, S. Swayamdipta, O. Levy, R. Schwartz, S. Bowman, and N. A. Smith. “Annotation Artifacts in Natural Language Inference Data”. In: *Proceedings of the 2018 Conference of the North American Chapter of the Association for Computational Linguistics: Human Language Technologies, Volume 2 (Short Papers)*. Proceedings of the 2018 Conference of the North American Chapter of the Association for Computational Linguistics: Human Language Technologies, Volume 2 (Short Papers). New Orleans, Louisiana: Association for Computational Linguistics, 2018, pp. 107–112. DOI: 10.18653/v1/N18-2017. URL: <http://aclweb.org/anthology/N18-2017> (visited on 04/03/2025).
- [7] A. Poliak, J. Naradowsky, A. Haldar, R. Rudinger, and B. Van Durme. “Hypothesis Only Baselines in Natural Language Inference”. In: *Proceedings of the Seventh Joint Conference on Lexical and Computational Semantics*. Proceedings of the Seventh Joint Conference on Lexical and Computational Semantics. New Orleans, Louisiana: Association for Computational Linguistics, 2018, pp. 180–191. DOI: 10.18653/v1/S18-2023. URL: <http://aclweb.org/anthology/S18-2023> (visited on 04/03/2025).
- [8] A. Wang, A. Singh, J. Michael, F. Hill, O. Levy, and S. Bowman. “GLUE: A Multi-Task Benchmark and Analysis Platform for Natural Language Understanding”. In: *Proceedings of the 2018 EMNLP Workshop BlackboxNLP: Analyzing and Interpreting Neural Networks for NLP*. Proceedings of the 2018 EMNLP Workshop BlackboxNLP: Analyzing and Interpreting Neural Networks for NLP. Brussels, Belgium: Association for Computational Linguistics, 2018, pp. 353–355. DOI: 10.18653/v1/W18-5446. URL: <http://aclweb.org/anthology/W18-5446> (visited on 03/31/2025).
- [9] T. McCoy, E. Pavlick, and T. Linzen. “Right for the Wrong Reasons: Diagnosing Syntactic Heuristics in Natural Language Inference”. In: *Proceedings of the 57th Annual Meeting of the Association for Computational Linguistics*. Proceedings of the 57th Annual Meeting of the Association for Computational Linguistics. Florence, Italy: Association for Computational Linguistics, 2019, pp. 3428–3448. DOI: 10.18653/v1/P19-1334. URL: <https://www.aclweb.org/anthology/P19-1334> (visited on 03/31/2025).

- [10] D. Kaushik, E. Hovy, and Z. Lipton. “Learning the Difference That Makes a Difference with Counterfactually-Augmented Data”. In: *International Conference on Learning Representations*. 2020. URL: <https://openreview.net/forum?id=Sklg5ONFvr>.
- [11] Y. Nie, A. Williams, E. Dinan, M. Bansal, J. Weston, and D. Kiela. “Adversarial NLI: A New Benchmark for Natural Language Understanding”. In: *Proceedings of the 58th Annual Meeting of the Association for Computational Linguistics*. Proceedings of the 58th Annual Meeting of the Association for Computational Linguistics. Online: Association for Computational Linguistics, 2020, pp. 4885–4901. DOI: 10.18653/v1/2020.acl-main.441. URL: <https://www.aclweb.org/anthology/2020.acl-main.441> (visited on 04/03/2025).
- [12] A. Liu, S. Swayamdipta, N. A. Smith, and Y. Choi. “WANLI: Worker and AI Collaboration for Natural Language Inference Dataset Creation”. In: *Findings of the Association for Computational Linguistics: EMNLP 2022*. Abu Dhabi, United Arab Emirates: Association for Computational Linguistics, Dec. 2022, pp. 6826–6847. URL: <https://aclanthology.org/2022.findings-emnlp.508>.
- [13] A. Vaswani, N. Shazeer, N. Parmar, J. Uszkoreit, L. Jones, A. N. Gomez, Ł. Kaiser, and I. Polosukhin. “Attention Is All You Need”. In: *Advances in Neural Information Processing Systems*. Vol. 30. Curran Associates, Inc., 2017.
- [14] J. Devlin, M.-W. Chang, K. Lee, and K. Toutanova. “BERT: Pre-Training of Deep Bidirectional Transformers for Language Understanding”. In: *Proceedings of the 2019 Conference of the North American Chapter of the Association for Computational Linguistics: Human Language Technologies, Volume 1 (Long and Short Papers)*. NAACL-HLT 2019. Minneapolis, Minnesota: Association for Computational Linguistics, June 2019, pp. 4171–4186. DOI: 10.18653/v1/N19-1423. URL: <https://aclanthology.org/N19-1423> (visited on 09/25/2023).
- [15] Y. Liu, M. Ott, N. Goyal, J. Du, M. Joshi, D. Chen, O. Levy, M. Lewis, L. Zettlemoyer, and V. Stoyanov. *RoBERTa: A Robustly Optimized BERT Pretraining Approach*. July 26, 2019. arXiv: 1907.11692 [cs]. URL: <http://arxiv.org/abs/1907.11692> (visited on 09/01/2023). Pre-published.
- [16] P. He, X. Liu, J. Gao, and W. Chen. “DeBERTa: Decoding-Enhanced BERT with Disentangled Attention”. In: *International Conference on Learning Representations*. 2021. URL: <https://openreview.net/forum?id=XPZIaotutsD>.
- [17] C. Raffel, N. Shazeer, A. Roberts, K. Lee, S. Narang, M. Matena, Y. Zhou, W. Li, and P. J. Liu. “Exploring the Limits of Transfer Learning with a Unified Text-to-Text Transformer”. In: *Journal of Machine Learning Research* 21.1 (Jan. 2020). ISSN: 1532-4435.
- [18] V. Sanh et al. “Multitask Prompted Training Enables Zero-Shot Task Generalization”. In: *International Conference on Learning Representations*. 2022. URL: <https://openreview.net/forum?id=9Vrb9D0WI4>.
- [19] X. He, Y. Wu, O.-M. Camburu, P. Minervini, and P. Stenetorp. “Using Natural Language Explanations to Improve Robustness of In-Context Learning”. In: *Proceedings of the 62nd Annual Meeting of the Association for Computational Linguistics (Volume 1: Long Papers)*. Proceedings of the 62nd Annual Meeting of the Association for Computational Linguistics (Volume 1: Long Papers). Bangkok, Thailand: Association for Computational Linguistics, 2024, pp. 13477–13499. DOI: 10.18653/v1/2024.acl-long.728. URL: <https://aclanthology.org/2024.acl-long.728> (visited on 04/03/2025).
- [20] O. Honovich, R. Aharoni, J. Herzig, H. Taitelbaum, D. Kukliansky, V. Cohen, T. Scialom, I. Szpektor, A. Hassidim, and Y. Matias. “TRUE: Re-Evaluating Factual Consistency Evaluation”. In: *Proceedings of the Second DialDoc Workshop on Document-Grounded Dialogue and Conversational Question Answering*. Proceedings of the Second DialDoc Workshop on Document-Grounded Dialogue and Conversational Question Answering. Dublin, Ireland: Association for Computational Linguistics, 2022, pp. 161–175. DOI: 10.18653/v1/2022.dialdoc-1.19. URL: <https://aclanthology.org/2022.dialdoc-1.19> (visited on 04/07/2025).
- [21] T. Liu, Z. Xin, B. Chang, and Z. Sui. “HypoNLI: Exploring the Artificial Patterns of Hypothesis-Only Bias in Natural Language Inference”. In: *Proceedings of the Twelfth Language Resources and Evaluation Conference*. Ed. by N. Calzolari et al. Marseille, France: European Language Resources Association, May 2020, pp. 6852–6860. ISBN: 979-10-95546-34-4. URL: <https://aclanthology.org/2020.lrec-1.846/>.
- [22] R. L. Bras, S. Swayamdipta, C. Bhagavatula, R. Zellers, M. Peters, A. Sabharwal, and Y. Choi. “Adversarial Filters of Dataset Biases”. In: *Proceedings of the 37th International Conference on Machine Learning*. Ed. by H. D. III and A. Singh. Vol. 119. Proceedings of Machine Learning Research. PMLR, July 13–18, 2020, pp. 1078–1088. URL: <https://proceedings.mlr.press/v119/bras20a.html>.
- [23] Y. Wu, M. Gardner, P. Stenetorp, and P. Dasigi. “Generating Data to Mitigate Spurious Correlations in Natural Language Inference Datasets”. In: *Proceedings of the 60th Annual Meeting of the Association for Computational Linguistics (Volume 1: Long Papers)*. Proceedings of the 60th Annual Meeting of the Association for Computational Linguistics (Volume 1: Long Papers). Dublin, Ireland: Association for Computational Linguistics, 2022,

- pp. 2660–2676. DOI: 10.18653/v1/2022.acl-long.190. URL: <https://aclanthology.org/2022.acl-long.190> (visited on 04/09/2025).
- [24] T. Liu, Z. Xin, X. Ding, B. Chang, and Z. Sui. “An Empirical Study on Model-Agnostic Debiasing Strategies for Robust Natural Language Inference”. In: *Proceedings of the 24th Conference on Computational Natural Language Learning*. Proceedings of the 24th Conference on Computational Natural Language Learning. Online: Association for Computational Linguistics, 2020, pp. 596–608. DOI: 10.18653/v1/2020.conll-1.48. URL: <https://www.aclweb.org/anthology/2020.conll-1.48> (visited on 03/31/2025).
- [25] B. Wang, S. Wang, Y. Cheng, Z. Gan, R. Jia, B. Li, and J. Liu. “Info{BERT}: Improving Robustness of Language Models from an Information Theoretic Perspective”. In: *International Conference on Learning Representations*. 2021. URL: <https://openreview.net/forum?id=hpH98mK5Puk>.
- [26] J. Stacey, Y. Belinkov, and M. Rei. “Supervising Model Attention with Human Explanations for Robust Natural Language Inference”. In: *Proceedings of the AAAI Conference on Artificial Intelligence*. Vol. 36. 10. 2022, pp. 11349–11357.
- [27] S. Narang, C. Raffel, K. Lee, A. Roberts, N. Fiedel, and K. Malkan. *WT5?! Training Text-to-Text Models to Explain Their Predictions*. Apr. 30, 2020. DOI: 10.48550/arXiv.2004.14546. arXiv: 2004.14546 [cs]. URL: <http://arxiv.org/abs/2004.14546> (visited on 04/09/2025). Pre-published.
- [28] J. Wei, X. Wang, D. Schuurmans, M. Bosma, b. ichter, F. Xia, E. H. Chi, Q. V. Le, and D. Zhou. “Chain of Thought Prompting Elicits Reasoning in Large Language Models”. In: *Advances in Neural Information Processing Systems*. Ed. by A. H. Oh, A. Agarwal, D. Belgrave, and K. Cho. 2022. URL: https://openreview.net/forum?id=_VjQlMeSB_J.
- [29] Z. Wang, X. Li, R. Xia, and P. Liu. “MathPile: A Billion-Token-Scale Pretraining Corpus for Math”. In: *Advances in Neural Information Processing Systems*. Ed. by A. Globerson, L. Mackey, D. Belgrave, A. Fan, U. Paquet, J. Tomczak, and C. Zhang. Vol. 37. Curran Associates, Inc., 2024, pp. 25426–25468. URL: https://proceedings.neurips.cc/paper_files/paper/2024/file/2d0be3cd5173c10b6ec075d1c393a13d-Paper-Datasets_and_Benchmarks_Track.pdf.
- [30] X. Yue, X. Qu, G. Zhang, Y. Fu, W. Huang, H. Sun, Y. Su, and W. Chen. “MAmmoTH: Building Math Generalist Models through Hybrid Instruction Tuning”. In: *The Twelfth International Conference on Learning Representations*. 2024. URL: <https://openreview.net/forum?id=yLC1Gs770I>.
- [31] DeepSeek-AI et al. *DeepSeek-R1: Incentivizing Reasoning Capability in LLMs via Reinforcement Learning*. Jan. 22, 2025. DOI: 10.48550/arXiv.2501.12948. arXiv: 2501.12948 [cs]. URL: <http://arxiv.org/abs/2501.12948> (visited on 01/28/2025). Pre-published.
- [32] Z. Shao et al. *DeepSeekMath: Pushing the Limits of Mathematical Reasoning in Open Language Models*. Apr. 27, 2024. DOI: 10.48550/arXiv.2402.03300. arXiv: 2402.03300 [cs]. URL: <http://arxiv.org/abs/2402.03300> (visited on 04/08/2025). Pre-published.
- [33] Z. Liu, C. Chen, W. Li, P. Qi, T. Pang, C. Du, W. S. Lee, and M. Lin. *Understanding R1-Zero-Like Training: A Critical Perspective*. Mar. 26, 2025. DOI: 10.48550/arXiv.2503.20783. arXiv: 2503.20783 [cs]. URL: <http://arxiv.org/abs/2503.20783> (visited on 04/08/2025). Pre-published.
- [34] E. J. Hu, y. shen, P. Wallis, Z. Allen-Zhu, Y. Li, S. Wang, L. Wang, and W. Chen. “LoRA: Low-Rank Adaptation of Large Language Models”. In: *International Conference on Learning Representations*. 2022. URL: <https://openreview.net/forum?id=nZeVKeeFYf9>.
- [35] T. Dettmers, A. Pagnoni, A. Holtzman, and L. Zettlemoyer. “QLoRA: Efficient Finetuning of Quantized LLMs”. In: *Thirty-Seventh Conference on Neural Information Processing Systems*. 2023. URL: <https://openreview.net/forum?id=OUIFPHEgJU>.
- [36] J. Lin, J. Tang, H. Tang, S. Yang, W.-M. Chen, W.-C. Wang, G. Xiao, X. Dang, C. Gan, and S. Han. “AWQ: Activation-Aware Weight Quantization for on-Device LLM Compression and Acceleration”. In: *Proceedings of Machine Learning and Systems*. Ed. by P. Gibbons, G. Pekhimenko, and C. D. Sa. Vol. 6. 2024, pp. 87–100. URL: https://proceedings.mlsys.org/paper_files/paper/2024/file/42a452cbafa9dd64e9ba4aa95cc1ef21-Paper-Conference.pdf.
- [37] S. Wang, H. Fang, M. Khabsa, H. Mao, and H. Ma. *Entailment as Few-Shot Learner*. Apr. 29, 2021. DOI: 10.48550/arXiv.2104.14690. arXiv: 2104.14690 [cs]. URL: <http://arxiv.org/abs/2104.14690> (visited on 04/09/2025). Pre-published.
- [38] Q. Zhu, Q. Cheng, R. Peng, X. Li, R. Peng, T. Liu, X. Qiu, and X. Huang. “Inference-Time Decontamination: Reusing Leaked Benchmarks for Large Language Model Evaluation”. In: *Findings of the Association for Computational Linguistics: EMNLP 2024*. Findings of the Association for Computational Linguistics: EMNLP 2024. Miami, Florida, USA: Association for Computational Linguistics, 2024, pp. 9113–9129. DOI: 10.18653/v1/2024.findings-emnlp.532. URL: <https://aclanthology.org/2024.findings-emnlp.532> (visited on 04/25/2025).

A Experiment details

A.1 Hardware and software

All experiments were run on 2-3 NVIDIA GeForce RTX 3090 GPU with 24GB of memory or an NVIDIA A40 with 48GB of memory. We used PyTorch 2.6.0 with CUDA 12.4. The code for the experiments is available at <https://github.com/pabloliralles22/paper-nli-grpo>. A Conda environment file can be found in the repository to reproduce the Python environment.

A.2 Hyperparameters

In table 6 we show the hyperparameters we used for GRPO training. For each base model, we train three checkpoints from three different seeds, and average performance across seeds for each test set.

Table 6: GRPO training hyperparameters. Where two values are provided, the second value applies to the 14B and the 32B models, as well as the 7B model in table 3. The first value applies to the rest.

Max steps	1000	4000
Batch size	32	8
# gens per prompt	4	
KL Beta	0.01	
# optimization steps per batch	4	
Clipping epsilon	0.2	
Learning rate	$5 \cdot 10^{-6}$	
Max grad norm	1	
Warmup steps	50	
Scale rewards	False	
Training precision	BF16	

B On the current state-of-the-art model

As the results from [1] seem strong for a 3B model, and no code has been made publicly available yet, we decided to replicate their experiments ourselves. The code for this replication is found in our repository, in the script `scripts/encoder_decoder/train.py`. Examples of launching training and testing are found in the `README.md`. Results are shown in table 7, and as we see, we get significantly less performance.

Table 7: Comparison between results reported in [1] and our replication of their experiments. We also report the results of our best model.

Dataset	Subset	Reported	Replicated	32B (AWQ, r64)
anli	r1	81.80%	52.10%	83.93%
anli	r2	72.50%	39.70%	75.13%
anli	r3	74.80%	35.42%	72.19%
counter-nli		88.30%	79.00%	81.27%
hans	cons	17.10%	54.21%	92.43%
hans	lex	94.20%	91.31%	98.21%
hans	sub	30.30%	55.77%	77.83%
nli-diagnostic	know	76.40%	58.45%	76.06%
nli-diagnostic	logic	73.90%	57.97%	78.57%
nli-diagnostic	ls	79.30%	69.58%	80.27%
nli-diagnostic	pas	80.90%	67.94%	77.72%
snli		95.10%	92.81%	90.23%

C Artifacts

C.1 Models

We upload one of our LoRA adapters for each base model to HuggingFace. From the non-quantized 7B model:

- *pablmiralles22/Qwen2.5-7B-GRPO_r8-NLI*
- *pablmiralles22/Qwen2.5-7B-GRPO_r16-NLI*
- *pablmiralles22/Qwen2.5-7B-GRPO_r32-NLI*
- *pablmiralles22/Qwen2.5-7B-GRPO_r64-NLI*
- *pablmiralles22/Qwen2.5-7B-GRPO_r128-NLI*
- *pablmiralles22/Qwen2.5-7B-AWQ-GRPO_r8-NLI*
- *pablmiralles22/Qwen2.5-7B-AWQ-GRPO_r16-NLI*
- *pablmiralles22/Qwen2.5-7B-AWQ-GRPO_r32-NLI*
- *pablmiralles22/Qwen2.5-7B-AWQ-GRPO_r64_bs32-NLI* (trained with a batch size of 32)
- *pablmiralles22/Qwen2.5-7B-AWQ-GRPO_r128-NLI*

From the quantized 7B, 14B and 32B models:

- *pablmiralles22/Qwen2.5-7B-AWQ-GRPO_r64-NLI* (trained with a batch size of 8)
- *pablmiralles22/Qwen2.5-14B-AWQ-GRPO_r64-NLI*
- *pablmiralles22/Qwen2.5-32B-AWQ-GRPO_r64-NLI*

C.2 Datasets

We create a standard format for all used datasets. In particular, we parse and upload to HuggingFace the following ones: *pablmiralles22/esnli*, *pablmiralles22/hans*, *pablmiralles22/counter-nli*, and *pablmiralles22/nli-diagnostic*. The code used to generate them is found in the source repository, in `notebooks/datasets.ipynb`. We also upload the GRPO training dataset at *pablmiralles22/ANLI-R3-one-missed*.

D Prompt template

```

1 [SYSTEM] Respond in the following format:
2 <think>...</think>
3 <answer>contradiction/entailment/neutral</answer>
4 [USER] You are given a Natural Language Inference (NLI) task. You are given a
   premise and a hypothesis, and you need to determine whether the hypothesis is a
   contradiction, entailment, or neutral given the premise.
5 Premise: {premise}
6 Hypothesis: {hypothesis}
7 Given the premise, is the hypothesis a contradiction, entailment, or neutral?
   Think step-by-step.
8 Use the following format for your response:
9 <think>...</think>
10 <answer>contradiction/entailment/neutral</answer>

```

E Model output examples

The following are seven examples from the Round 3 test set in ANLI, with predictions from *Qwen/Qwen2.5-32B-Instruct-AWQ* and its GRPO-trained counterpart. We have exclusively selected samples where the base and fine-tuned models predict differently.

Example 1

Premise: How to create blue roses
Gather the necessary materials. To dye the petals through absorption, you will need powdered blue florist’s dye, water, freshly cut white, scissors, dethorning tool (optional), a glass vase, and flower preservative (optional). Ideally, the roses will not have been soaked in or treated with water.

Hypothesis: the dethorning tool isn’t needed for blue roses.

True label: entailment

Predicted answer (Base): neutral

Output (Base): <think>The premise lists the dethorning tool as optional among the necessary materials for creating blue roses. The hypothesis states that the dethorning tool isn’t needed for blue roses. Since the dethorning tool is listed as optional, it implies that it may or may not be needed, which aligns with the hypothesis. Therefore, the hypothesis is not in contradiction with the premise, nor does it follow as an entailment since the tool is optional and not definitively needed or not needed.</think> <answer>neutral</answer>

Predicted answer (GRPO): entailment

Output (GRPO): <think>The premise states that a dethorning tool is optional when creating blue roses. This implies that the dethorning tool is not strictly necessary, which aligns with the hypothesis that the dethorning tool isn’t needed for blue roses. Therefore, the hypothesis is supported by the information given in the premise.</think> <answer>entailment</answer>

Analysis: The base model correctly understands that “optional” does not imply that the action is “not needed”; it only implies it is not mandatory. The GRPO model incorrectly assumes that “optional” entails “not needed”, which is logically invalid.

Example 2

Premise: Gregory Amenoff (born 1948) is an American painter. He is located in the tradition of the early American Modernist painters Georgia O’Keeffe, Charles Burchfield, Milton Avery, Arthur Dove and Marsden Hartley. In the early 80s his work was often associated with a style of painting called organic abstraction and exhibited alongside artists Bill Jensen, Katherine Porter and Terry Winters.

Hypothesis: Gregory Amenoff played baseball.

True label: contradiction

Predicted answer (Base): contradiction

Output (Base): <think>The premise provides information about Gregory Amenoff being an American painter and his association with certain artistic styles and other artists. There is no mention of him playing baseball or any sports. The hypothesis states that Gregory Amenoff played baseball, which is not supported by the information given in the premise. Since the premise is about Amenoff’s career as a painter and does not mention anything about him playing baseball, the hypothesis is not entailed by the premise. Moreover, the hypothesis contradicts the focus of the premise, which is on Amenoff’s career as a painter. Therefore, the hypothesis is a contradiction given the premise.</think> <answer>contradiction</answer>

Predicted answer (GRPO): neutral

Output (GRPO): <think>The premise provides information about Gregory Amenoff being an American painter and his association with certain art styles and artists. There is no mention of him playing baseball. The hypothesis introduces new information not covered in the premise, and there is no logical connection between being a painter and playing baseball. Therefore, the hypothesis is not supported by the premise, and we cannot conclude that it is true based on the given information.</think> <answer>neutral</answer>

Analysis: The premise describes an American painter and his work, while the hypothesis claims the man “played basketball.” The gold label is contradiction, but the GRPO model classifies it as neutral. Given that the premise does not mention any specific actions, it does not explicitly exclude the possibility that the man also played basketball. Thus, the hypothesis is not directly contradicted. We agree with the GRPO model’s neutral classification in this case.

Example 3

Premise: ZURICH/BERLIN, Jan 29 (Reuters) - Here are some of the main factors that may affect Swiss stocks on Tuesday: COMPANY STATEMENTS * Gurit Holding said it will enlarge its group executive committee to eight members, from six at present, effective Feb. 1. * LafargeHolcim said it was exploring options for its business in the Philippines, including a potential sale, as the cement giant seeks to further reduce debt by selling non-core assets. ECONOMY Swiss December trade data due at 0700 GMT. (Reporting by Zurich newsroom and Berlin Speed Desk)

Hypothesis: Gurit Holding was born Jan 29

True label: contradiction

Predicted answer (Base): neutral

Output (Base): <think>The premise provides information about Swiss stocks and company statements, including one about Gurit Holding. The hypothesis states that Gurit Holding was born on Jan 29. The premise does not provide any information about the founding date of Gurit Holding. It only mentions that Gurit Holding will enlarge its group executive committee. Therefore, the hypothesis is not supported by the premise, nor does it contradict the premise. There is not enough information to determine if the hypothesis is true or false based on the premise.</think>
<answer>neutral</answer>

Predicted answer (GRPO): contradiction

Output (GRPO): <think>The premise states that the information is from ZURICH/BERLIN, Jan 29 (Reuters), and it mentions that Gurit Holding said it will enlarge its group executive committee. However, there is no information about when Gurit Holding was born or founded. The date Jan 29 in the premise refers to the date of the report, not the birth or founding date of Gurit Holding.</think> <answer>contradiction</answer>

Analysis: The premise is a news article dated January 29 that discusses Swiss stocks and mentions a specific company. The hypothesis claims that the company was founded on January 29. The gold label is contradiction, but this labeling seems incorrect. The premise does not provide any information about the company's founding date, so there is no direct contradiction. The founding date could coincide with the date of the article without conflicting with the provided information. Therefore, the hypothesis should be labeled neutral. The base model is correct in this instance, while the GRPO model is incorrect in assuming that the overlap in dates implies contradiction.

Example 4

Premise: How to drink whiskey
Pour " two fingers " of whiskey into a rocks or tulip glass. Rocks glasses, the classic whiskey cup, are short, round glasses made for 12-14 oz or liquid. Tulip glasses are curved wide at the bottom and thinner up top, concentrating the smells near your nose, and are used for more high-class whiskey tastings.

Hypothesis: Rock glasses are a set size.

True label: entailment

Predicted answer (Base): neutral

Output (Base): <think>The premise states that rocks glasses are "short, round glasses made for 12-14 oz of liquid." This implies that rocks glasses are typically within a certain size range but does not explicitly state that they are a set size. The hypothesis claims that "rock glasses are a set size," which is not directly supported or contradicted by the premise. The premise provides a range rather than a single set size, so the hypothesis cannot be confirmed as true based on the information given. Therefore, the relationship between the premise and the hypothesis is neutral.</think>
<answer>neutral</answer>

Predicted answer (GRPO): entailment

Output (GRPO): <think>The premise states that rocks glasses are "short, round glasses made for 12-14 oz of liquid." This implies that rocks glasses are a set size, as they are made to hold a specific amount of liquid. Therefore, the hypothesis "Rock glasses are a set size" is supported by the information given in the premise.</think>
<answer>entailment</answer>

Analysis: The premise states that the glasses are "made for 12–14 oz of liquid". This is a factual specification, not a statistical generalization. The base model's interpretation—that this represents a typical range—goes beyond the given information. The statement does not suggest variability or that other sizes are common; it simply defines the intended capacity. Therefore, inferring that the size is merely typical is not supported by the premise.

Example 5

Premise: Her husband, political novice Juan Carlos Lecompte, scrambles to preserve Betancourt’s dream and sustain the Oxygen Green Party, the political party she founded.

Hypothesis: It is not the dioxide Green Party.

True label: entailment

Predicted answer (Base): neutral

Output (Base): <think>The premise mentions the "Oxygen Green Party" which is the political party founded by Betancourt. The hypothesis states "It is not the dioxide Green Party." Since the premise does not mention a "dioxide Green Party," and the hypothesis is referring to a party that is not mentioned in the premise, the hypothesis is neither a direct consequence (entailment) nor a contradiction of the premise. Therefore, the relationship between the premise and the hypothesis is neutral.</think> <answer>neutral</answer>

Predicted answer (GRPO): entailment

Output (GRPO): <think>The premise states that the political party founded by Betancourt is the Oxygen Green Party. The hypothesis suggests that it is not the dioxide Green Party. Since the premise specifies the name of the party as "Oxygen Green Party," it implies that it is not called the "dioxide Green Party." Therefore, the hypothesis is supported by the information given in the premise.</think> <answer>entailment</answer>

Analysis: The premise mentions a political party called the “Oxygen Green Party”, while the hypothesis states, “It is not the Dioxide Green Party”. The base model incorrectly fails to detect this entailment, likely because it treats the two party names as potentially unrelated entities. While this interpretation is logically defensible, it’s not aligned with typical NLI conventions, where the premise and hypothesis refer to the same entities.

Example 6

Premise: Prosecutors were still expected to unseal an 11-count manslaughter indictment against the ferry’s captain, Michael Gansas.

Hypothesis: Michael Gansas is a suspected murderer.

True label: entailment

Predicted answer (Base): neutral

Output (Base): <think>The premise states that prosecutors are expected to unseal an indictment against Michael Gansas for 11 counts of manslaughter. The hypothesis claims that Michael Gansas is a suspected murderer. Manslaughter and murder are different legal terms. Manslaughter generally refers to the unlawful killing of another person without the intent to kill, whereas murder involves the intentional killing of another person. Therefore, the hypothesis is not directly supported by the premise, as the charges against Gansas are for manslaughter, not murder. However, it is also not a contradiction, as someone charged with manslaughter could be suspected of murder, even if the charges are for manslaughter. Thus, the relationship between the premise and the hypothesis is neutral.</think> <answer>neutral</answer>

Predicted answer (GRPO): entailment

Output (GRPO): <think>In the premise, Michael Gansas is the captain of a ferry who is expected to be indicted for 11 counts of manslaughter. The hypothesis states that Michael Gansas is a suspected murderer. Manslaughter is a form of unlawful killing, and thus, it can be inferred that if Michael Gansas is being indicted for manslaughter, he is indeed suspected of being a murderer. Therefore, the hypothesis is an entailment of the premise.</think> <answer>entailment</answer>

Analysis: This example hinges on the distinction between manslaughter and murder. Legally, manslaughter does not entail murder—they are separate charges with different intent requirements. Labeling this as entailment is incorrect. The base model correctly identifies it as neutral, since knowing someone committed manslaughter does not allow us to infer they committed murder.

Example 7

Premise: The Hotline
Because someone close to Dani had taken his life she helped others. She volunteered at a suicide prevention hotline. It was hard for her sometimes but mostly she was glad she did it. She never thought she would ever be in that situation in her life. She just figures that maybe she could help someone choose differently.

Hypothesis: Someone close to Dani figures that they could help someone choose differently.

True label: neutral

Predicted answer (Base): neutral

Output (Base): <think>The premise states that Dani had someone close to her take their life, and as a result, she volunteered at a suicide prevention hotline to help others. The hypothesis, however, suggests that someone close to Dani figures they could help someone choose differently. This is not supported by the premise, which only mentions Dani's actions and thoughts, not those of someone close to her. Therefore, the hypothesis is not entailed by the premise and does not contradict it either, as it could be true independently of the information given in the premise. Thus, the hypothesis is neutral with respect to the premise.</think> <answer>neutral</answer>

Predicted answer (GRPO): contradiction

Output (GRPO): <think>The premise states that Dani figures she could help someone choose differently. The hypothesis incorrectly attributes this thought to someone close to Dani, rather than Dani herself. This is a clear misattribution of the thought.</think> <answer>contradiction</answer>

Analysis: The premise states “Dani thought X”, while the hypothesis claims “Someone close to Dani thought X”. The GRPO model labels this as a contradiction, as it misattributes the thought to a different individual. However, the hypothesis does not deny that Dani also had the thought—it simply attributes it to someone else. Since the premise provides no information about what others thought, the hypothesis cannot be confirmed or denied. Therefore, the correct label is neutral. The GRPO model's judgment is incorrect here.