

Efficient Tree Generation for Globally Optimal Decisions under Probabilistic Outcomes *

Berk Öztürk[†], She'ifa Punla-Green[‡], Les Servi[§]

The MITRE Corporation

April 10, 2025

Abstract

Many real-world problems require making sequences of decisions where the outcomes of each decision are probabilistic and uncertain, and the availability of different actions is constrained by the outcomes of previous actions. There is a need to generate policies that are adaptive to uncertainty, globally optimal, and yet scalable as the state space grows. In this paper, we propose the generation of optimal decision trees, which dictate which actions should be implemented in different outcome scenarios, while maximizing the expected reward of the strategy. Using a combination of dynamic programming and mixed-integer linear optimization, the proposed methods scale to problems with large but finite state spaces, using problem-specific information to prune away large subsets of the state space that do not yield progress towards rewards. We demonstrate that the presented approach is able to find the globally optimal decision tree in linear time with respect to the number states explored.

1 Introduction

Sequential decision making is a key aspect of many problems in domains such as wargaming, healthcare and cyber operations. In these settings, agents take actions to achieve goals, but the outcomes of each action are discrete, probabilistic and uncertain. This makes it challenging to

*Approved for Public Release; Distribution Unlimited. Public Release Case Number 25-0045. ©2025 The MITRE Corporation. ALL RIGHTS RESERVED. This technical data deliverable was developed using contract funds under Basic Contract No. W56KGU-18-D-0004. The view, opinions, and/or findings contained in this report are those of The MITRE Corporation and should not be construed as an official Government position, policy, or decision, unless designated by other documentation.”

[†]lozturkbe@gmail.com

[‡]spunla-green@mitre.org

[§]lservi@mitre.org

know the best action in the face of alternative futures. Furthermore, available actions have complex conditional interdependencies that may constrain possible strategies, while leading to rewards in a distant time horizon. In this paper, we develop a method to define optimal decision sequences that adapt to outcomes of different actions, and represent them as decision trees.

While decision trees are a well-studied model in machine learning, their purpose in that setting is prediction, and each split in the predictive decision tree (DT) is a combination of known data features for which the outcome of interest is unknown. In the setting of courses of action (CoA) generation, the application of DTs is for prescription, allowing for the definition of optimal action sequences based on the uncertain outcomes of previous actions. As shown in Figure 1, each node of a CoA tree represents a state of the system and prescribes an action, whose outcomes cause the state to change. The state change is represented as a probabilistic move to a child node in the DT through one of the outcomes of the action, where another action may be taken. The tree terminates in leaf nodes, where either the action budget is exhausted, the associated states allow for no additional actions, or the agent has accomplished some objective to gain a reward.

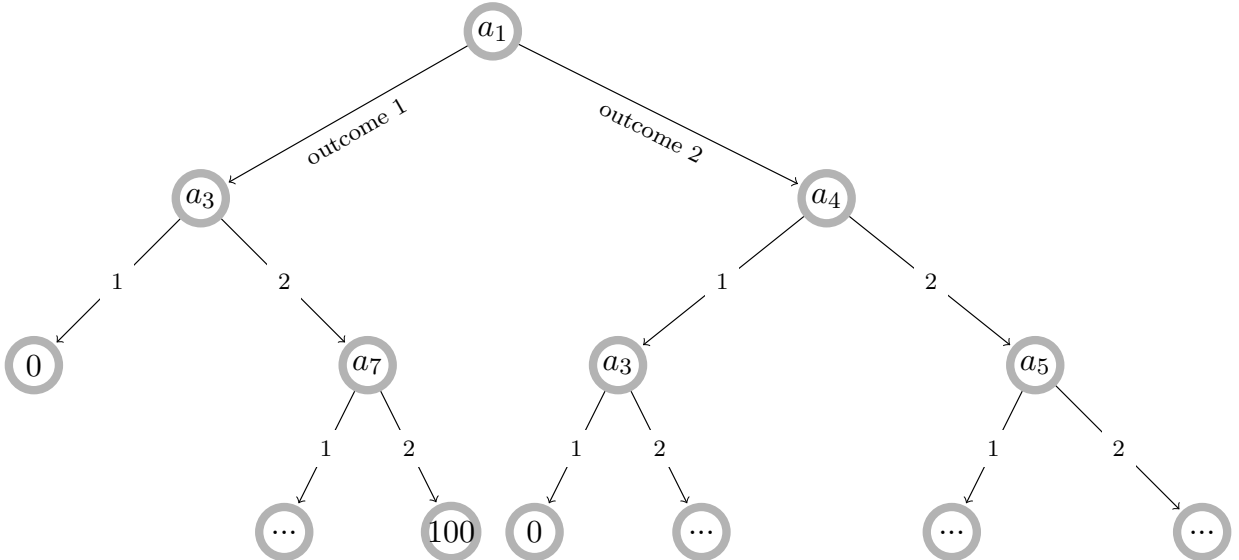


Figure 1: Example optimal decision tree with binary splits, where each node is a state with an action prescription.

The main contributions of this work are algorithms and optimization formulations to generate globally optimal DTs. These DTs maximize the expected reward of the strategy, while taking into account the complex interdependencies between actions and outcomes. Using a combination of dynamic programming (DP) and mixed-integer optimization (MIO), our methods scale to problems with large state spaces by using problem-specific information to prune away large subsets of the state space that do not yield progress towards rewards. While we are not the first to suggest reducing the state space via partial action pruning, e.g. in the work of Pinto and Fern (2014), we do so without sacrificing global optimality in the final decision model. We use an illustrative

example to demonstrate the utility of these methods, and also demonstrate their computational efficiency on a number of randomly generated test cases. Most notably, the presented approach is able to find optimal DTs in linear time with respect to the number states explored.

The framework proposed can generate optimal DTs for any problem with the following features:

1. An agent takes actions with discrete probabilistic outcomes that change the state of its environment.
2. The state captures all relevant information about the environment, as well as information about actions previously taken by the agent.
3. The decision space is finite, and terminates either when the agent’s goals are achieved, or when no additional actions are available.
4. Actions may have complex interdependencies such as:
 - Prerequisites, i.e. actions that must be attempted and result in a specific outcome before another action may be attempted, and
 - Preclusions, i.e. actions that if attempted and resulting in a specific outcome prevent another action from being attempted.

The interdependencies between actions can be expressed as a set of logical relationships between actions and associated outcomes, as will be shown mathematically and graphically using an illustrative example in Section 3.

2 Literature Review

In this section, we contrast the use of DTs in prediction and CoA generation settings. We discuss why DTs may be preferable to other popular methods such as Markov decision processes and reinforcement learning (RL) agents in addressing specific types of decision problems, before discussing the domains where these types of decision problems appear.

2.1 Decision trees

A DT is most commonly encountered in the context of predictive machine learning, in both classification and regression settings¹. It is important to differentiate the role of DTs in the predictive machine learning setting versus the CoA generation setting. As a classifier, a DT predicts the label of a new data point with known features, or independent variables, but unknown class, or dependent variable, based on *hierarchical splits* on its data features.

In the training phase of a DT classifier, the structure of the DT, the decision rules at each node of the tree and the labels associated with each leaf are defined. More specifically, starting from

¹This section paraphrases author’s own work in Ozturk (2022).

data (\mathbf{X}, \mathbf{y}) , where \mathbf{X}_i is a row of data features associated with class outcome y_i , a DT T among possible trees \mathbb{T} is chosen by solving the optimization problem

$$\min_{T \in \mathbb{T}} \text{error}(T, \mathbf{X}, \mathbf{y}) + c_p \cdot \text{complexity}(T).$$

This objective function trades off misclassification error of predicting \mathbf{y} from \mathbf{X} using tree T , against tree complexity, which can be measured in terms the depth, breadth and split complexity of the tree, weighted by parameter c_p . In general, finding the optimal DT via the above formulation is difficult, so approximate methods are common in the academic literature. It is also good practice to perform *cross-validation*, which at its simplest involves splitting available data into training and test sets to avoid overfitting the tree to a specific subset of data.

DTs were introduced as a predictive model by Breiman et al. (1984), in the form of Classification and Regression Trees (CART). Predictive DTs have since proliferated in various forms that improve on a combination of interpretability and predictive power. Some variations are random forests (Breiman, 2001), gradient boosted trees (Chen and Guestrin, 2016) and optimal classification trees (Bertsimas and Dunn, 2017).

The primary similarity between DTs in the prediction and CoA generation settings is in their hierarchical structure. Otherwise, the trees are functionally very different. Firstly, the decisions at each node of the CoA tree are actions that act on and change the state of the environment; in the prediction setting, the data features are constant and known a priori, and the tree is traversed based on the values of the features without modifying them. The splits in the CoA tree are probabilistic and based on the outcomes of actions, whereas the splits in the predictive tree are deterministic based on the values of the features. The label of each leaf of a predictive tree is based on the dominant dependent variable value falling in that leaf in the training phase. In the CoA setting, it is equal to the reward function evaluated at that state, which is dependent on the actions taken in the sequence of nodes in the tree. The predictive DT is designed to give the most accurate predictions of a dependent variable through the minimization of misclassification error, while also considering the complexity of the tree. The objective function in the CoA setting is the expected reward of the leaves, and no regularization or complexity reduction is considered.

2.2 Sequential decision making under uncertainty

Two popular approaches for sequential decision making under uncertainty are Markov decision processes and reinforcement learning agents. While our work on optimal DTs learns and borrows nomenclature from these fields of study, we believe it improves on the limitations of these approaches in addressing certain classes of problems.

Markov Decision Processes: The Markov decision process (MDP) is an optimal control problem that involves making sequential decisions to guide a system with stochastic action outcomes towards states that maximize reward. Literature on MDPs dates back to the 1950's, when Bellman (1958) applied DP to control processes with random noise. The decision problems addressed by MDPs

have many of the similar features as the ones addressed by DTs in this paper, but there are some key distinctions.

The most important distinction is in the concept of state. In both decision models, the state is *memoryless*, meaning that it captures all relevant information about the system and its environment. However, the problems that we attempt to address are ones where the state not only encodes the environment, but also the outcomes of previous actions of the agent. This is critical to our problem definition, since we expect the both the environment and the availability of future actions to evolve in response to the agent’s actions. These factors make it impossible for an agent to take actions to revert to a previously visited state. This is in contrast with most MDPs, where states describe a system with no memory of past actions, thus allowing for closed state spaces where states can be revisited. Since MDP states do not have memory of previous actions by construction, they can only consider simple interdependencies between actions.

As an extension of the state distinction, a DT has advantages in decision problems where there are distinct termination criteria, when no additional actions may be taken or some goals are achieved. While MDPs allow for absorbing states (Ermon et al., 2014) and action budget constraints (Caramanis et al., 2014), these are considered a special case rather than the norm, and can add significantly to computational complexity. Tree-based search methods have been used to address both MDPs (Kocsis and Szepesvári, 2006), and other games and bandit problems (Browne et al., 2012). In these settings, trees were used as a heuristic for approximating one- or multi-step decisions at each state, rather than the fundamental structure for optimizing the entire decision process.

Reinforcement Learning: RL has become a popular tool for designing policies in environments where maximal performance is valuable, exploration is cheap, and training time is short compared to the time where the learned policy is used (Watkins, 1989). Deep RL has demonstrated success in fields such as computer vision (Le et al., 2022), robotics (Tang et al., 2024), and gaming (Mnih, 2013), and is a good candidate for many stochastic decision problems. Here, we review some RL-based approaches to CoA generation and contrast them with a DT-based approach.

In a close resemblance to MDP approaches, Watkins (1989) proposed methods for learning optimal policies in the presence of delayed and uncertain rewards, better known as a Q-learning approach. In Q-learning, the optimal action at any state is the one given by the solution to $\arg\max_a Q(s, a)$, where $Q : (s, a) \rightarrow \mathbb{R}$ is the function that estimates the discounted future reward of taking action a at state s . In an interesting observation, Watkins does propose the idea that one may follow the courses of action present in a tree of finite depth, but chooses not to pursue due to the intractability of storing a large state space. Barto et al. (1983) used a learning system with a search element and a critic element, which has developed into the literature on actor-critic methods. These methods use two agents where the actor agent is in charge of exploring the state space, while the critic element is tasked with determining the value of different actions at different states, much like the Q-function. There is also the more general class of policy search methods (Arulkumaran et al., 2017), where the output of the RL agent is the likelihood that any action is the best at the

current state.

There are substantial challenges in implementing RL in the setting defined in Section 1. The most obvious is the difficulty in strictly enforcing conditional interdependencies between different actions in a setting where the agent learns through experience. These constraints can be satisfied by an RL agent either by penalizing the presence of illegal actions in the training procedure, or through post-processing, i.e. by checking whether the actions selected by the optimal policy are valid and choosing the best alternatives otherwise. In most settings however, satisfaction of constraints is still probabilistic (Aksaray et al., 2021), which is undesirable in many real-world scenarios.

Another challenge is the need to capture distant rewards with multiple paths to success in the optimal strategy. In the classical cart-pole problem described by Barto et al. (1983) which has been a staple of the RL literature, the reward landscape is a relatively simple function of the state space. However, the problems that we consider have a highly complex relationship between state and reward. It is not obvious that one can train a RL agent to successfully exploit disparate pathways to obtain rewards in presence of highly stochastic state transitions, especially if these rewards are temporally distant and in low probability states. This problem has been identified in many papers, but Fan (2023) describes it well: “Learning from sparse rewards is extremely difficult for model-free RL algorithms, especially those without intrinsic rewards that struggle to learn from weak gradient signals”.

Most importantly, RL finds approximate solutions to the CoA generation problem, and its convergence to a high quality solution is not guaranteed. Sprague (2015) demonstrates that deep RL is “brittle” and learns high-quality policies “within a narrow window” of parameter values, otherwise demonstrating poor performance. Lu et al. (2021) argues that it is premature to use deep RL in the healthcare setting due to “its high sensitivity with no clear physiological explanation” to “input features, embedding model architecture, time discretization, reward function, and random seeds”. While there is a wealth of literature on domains where RL has succeeded, these often omit the practical difficulties and high computational costs in training reinforcement learning agents. Fan (2023) highlights the low learning efficiency of state-of-the-art RL algorithms, shows that they are “fragile facing the hard exploration problems”, demonstrating challenges in the kinds of problems that we address in this paper.

2.3 Applications of decision trees

While we borrow much of the nomenclature from MDP and RL literature, optimal DTs are better suited to problems with interdependent actions which require longer and interdependent sequences of actions to reach desired outcomes, such as in wargaming, healthcare and cybersecurity. Optimal DTs also provide guarantees of optimality and do not require parameter tuning, which are desirable given the high stakes of decision making in these areas.

Wargaming is the simulation of conflict that allows decisions makers to explore and analyze scenarios, tactics and strategies for offensive and defensive warfare applications, as well as disaster or biological preparedness. Such exercises can yield important insights into the effectiveness of

tactics and desired concepts of operations. However, wargames are difficult and require substantial investments to design and execute well (Booth and Reddie, 2024). Optimal DTs have the potential to add value to the design of such wargames, by either identifying potentially effective strategies to test, but also in performing criticality analysis for the various actions.

Healthcare is another domain where optimal DTs can make a positive impact. Healthcare providers make recommendations on testing and treatment plans based on available data, and patients decide if and when and which procedures to have done based on their guidance. Such sequential decision making requires determining the next best treatment or diagnosis decision, which changes based on the outcome of previous treatments or updates in the patients’ state. Such strategies can be generated through optimization under probabilistic uncertainty. For example, MDPs have been applied to determining the optimal cancer treatment plan (Bazrafshan and Lotfi, 2020), the optimal management strategy for patients with ischemic heart disease (Hauskrecht and Fraser, 2000), the cost-benefit analysis of deciding when to intervene and operate on patients with hereditary spherocytosis (Magni et al., 2000), and optimization of the time to get a living-donor liver donation (Alagoz et al., 2004). We hope that our work extends existing approaches to CoA generation in the healthcare realm, by both capturing with more granularity the complex relationships between different interventions that naturally arise in healthcare, but also being able to incorporate patient-specific outcome probabilities of different interventions based on individual traits.

In recent years, cyber space has become an increasingly important dimension of warfare, necessitating the study of advanced cyber warfare analytics (Swallow, 2023). Identifying optimal strategies for attacking a network is critical for defensive cyber warfare analysis - to both anticipate the actions of attackers, but also take strategic actions to reduce the efficacy of their strategies. Goodwin et al. (2025) present a method for determining the optimal sequencing of phases of a killchain (cyber or physical) with available platforms. A traditional strategy featuring a static action sequence lacks realism due to the probabilistic nature of cyber attacks. For example, attack graphs are often used to represent the privileges acquired by the attacker and the required actions to acquire further privileges (Lallie et al., 2020). While the shortest path through the network could maximize the expectation of acquiring a certain privilege, it disregards the back-up strategies available to an attacker. Thus, using an optimal DT to analyze a cyber network could yield richer results.

3 Illustrative example

The following example will be used throughout the paper to demonstrate our methods. Table 1 contains the parameters of the decision problem. We use the “(action, outcome)” notation when defining prerequisites and preclusions. For example, a prerequisite $(a_3, 2)$ associated with action a_7 means that action a_7 can only be taken if action a_3 resulted in outcome 2. AND and OR logical constraints are applied as well, in contexts where multiple conditions are present. For example, to be able to take action a_5 , one must satisfy $(a_4, 2)$, and neither of $(a_3, 1)$ or $(a_3, 2)$. For simplicity,

the example problem has actions that have binary outcomes, and each action can only be taken once. Outcomes of certain actions provide reward as indicated in Table 1. However, if multiple rewards are available for any given state, we will define the reward function as the maximum of the applicable rewards based on the action outcomes. In other words, if both action a_5 and a_6 were taken and both resulted in outcome 2, the reward would be 50.

Action	Prerequisite	Preclusion	Cost	Outcome	Probability	Reward
a_1	—	—	1	1 2	0.4 0.6	— —
a_2	—	—	1	1 2	0.4 0.6	— —
a_3	—	—	1	1 2	0.7 0.3	— —
a_4	$(a_1,2)$ OR $(a_3,2)$	—	1	1 2	0.7 0.3	— —
a_5	$(a_4,2)$	$(a_3,1)$ OR $(a_3,2)$	1	1 2	0.4 0.6	— 50
a_6	$(a_4,2)$ AND $(a_2,2)$	—	1	1 2	0.6 0.4	— 10
a_7	$(a_3,2)$	—	1	1 2	0.9 0.1	— 100

Table 1: Illustrative example parameters.

The prerequisite and preclusion relationships between the actions in Table 1 are also shown graphically in Figure 2, as an action dependency graph (ADG). The graph represents prerequisites as solid arrows, where the required outcome of the prerequisite action is outcome 2, and preclusions as dashed arrows. In this example, an action is precluded regardless of the precluding action’s outcome. For example, action a_5 can only be taken if action a_4 resulted in outcome 2 and action a_3 has not been taken at all. Finally, the reward gained from an action resulting in outcome 2 is shown in the star-shaped nodes. For example, action a_5 with outcome 2 results in a reward of 50.

The globally optimal DT for this example with a budget of 6 actions is shown in Figure 3. The DT shows that action a_1 is the optimal action to take first, starting at the root state. If a_1 results in outcome 1, action a_3 is the next optimal action; otherwise, if a_1 results in outcome 2, take action a_4 . The terminal states indicate the reward received if at that state. For example, if the far right path of exclusively outcome 2’s is followed, the reward is 100; alternatively, if the far left path of exclusively outcome 1’s is followed, the reward is 0.

The example highlights the power of the optimal DT approach to plan ahead and consider complex tradeoffs between possible strategies. For example, two greedy solutions to this decision problem would have been to choose a strategy with the highest reward (a_3 and a_7 with a reward of 100 and a probability of 0.03) or the highest expected reward (a_1 , a_4 , and a_5 with a reward of 50 and a probability of 0.018). In presence of action dependencies it is not obvious whether

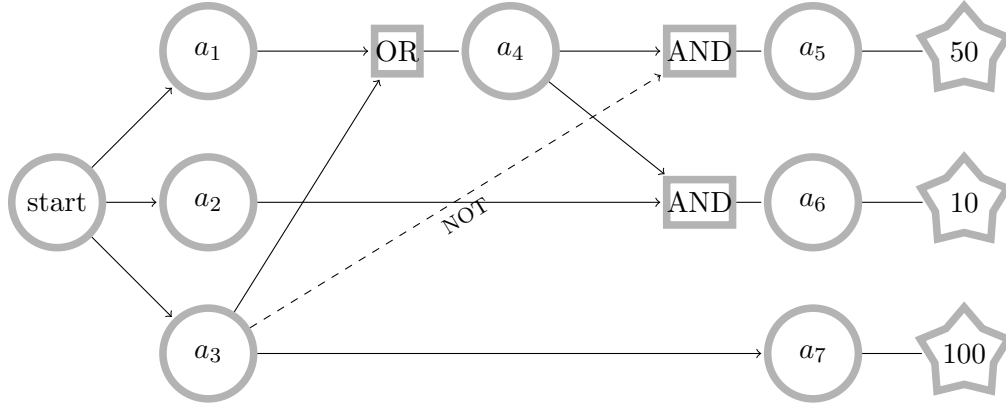


Figure 2: Action dependency graph for illustrative example.

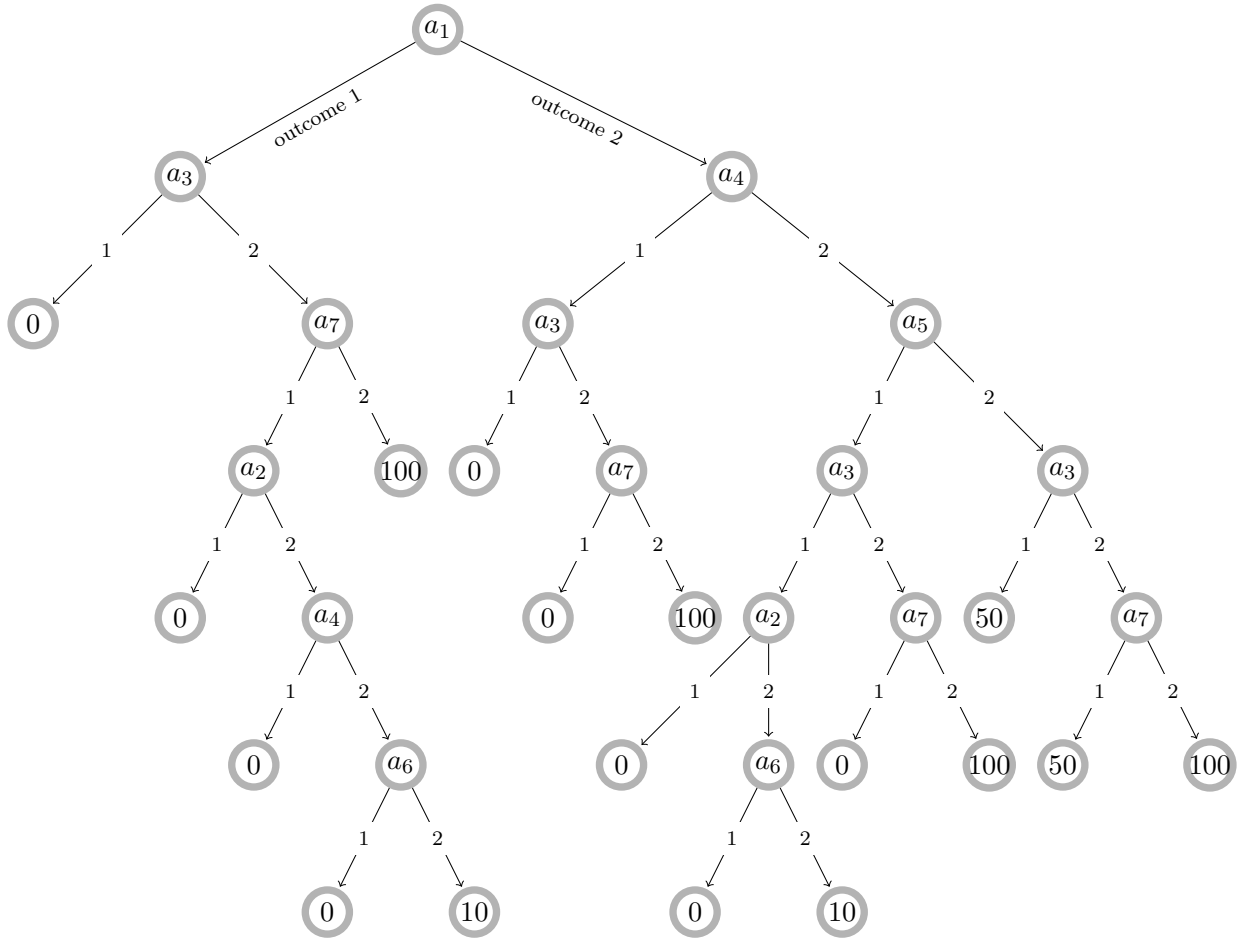


Figure 3: Optimal decision tree for illustrative example, budget = 6.

the optimal first action is a_1 , a_3 , or even a_2 , even for a relatively simple decision problem such as this. However, the optimal DT captures the benefit of a more certain reward of 50 before making

progress towards a reward of 100, due to both the preclusion relationship between a_3 and a_5 and the disparate rewards of each path.

4 Methodology

In order to construct optimal DTs, we propose a methodology to explore the state space of the decision problem efficiently, by incorporating problem-specific information about the interdependencies of the actions as well as how rewards are gained. We do this in three stages that we explore in this section, and give an overview of below.

- Section 4.1: We enumerate the subset of all possible states and available actions that have potential for a non-zero reward, called the *full graph*.
- Section 4.2: We recursively prune the full graph to determine the *reduced graph*, which is a combination of all subtrees in the full graph that maximize the expectation of reward.
- Section 4.3: We find the *optimal decision tree* in the reduced graph, breaking ties in the reward expectation via a secondary objective function.

While we primarily focus on detailing the process which leverages DP and mixed-integer linear optimization, we also include specific software implementation details that can help real-world practitioners execute the theory in this paper.

Nomenclature

In this section, we introduce the mathematical machinery required to generate a DT. The variables and functions are defined below:

- State $\mathbf{s} \in \mathbb{Z}^n$ is a vector representation of the state of the environment. The state uniquely captures all important information about the system of interest.

Illustrative example - State

Actions and their outcomes define the entirety of the state space in the example. Each component of the state vector corresponds to an action, and its value denotes whether the action has been taken or its resulting outcome. Specifically, action a_1 is represented by its first entry, action a_2 is represented by the second, etc.. Each element of the state vector can take one of three values: 0 (the action has not been taken), 1 (the action was taken with outcome 1), and 2 (the action was taken with outcome 2), allowing the state to be represented by combinations of unit vectors. For example, the state $\mathbf{s} = 2\mathbf{e}_1 + \mathbf{e}_3 + 2\mathbf{e}_4 = [2, 0, 1, 2, 0, 0]$ represents the state where action a_1 and action a_4 were both taken with outcome 2, action a_3 was taken with outcome 1, and no other actions were taken.

- Root state \mathbf{s}_{root} is the initial state from which CoA generation starts.
- State domain $\mathbb{S} \subseteq \mathbb{Z}^n$ describes all possible states that can be attained by the system in question, starting from root state \mathbf{s}_{root} .
- Action $r := \{(p_j, \Delta_j), \forall j \in |r|\}$, is the set of probabilities and transition vectors (p_j, Δ_j) associated with the possible outcomes of the action. Each transition vector Δ_j is unique for all actions and associated outcomes. We will refer to (p_j, Δ_j) with or without indices throughout the paper, depending on the context.

Illustrative example - Action

Given the state vector definition for the example, the transition vector for action a_j outcome k is $\Delta = k\mathbf{e}_j$, where \mathbf{e}_j is a unit vector with unit j 'th element. For example, action a_1 would be defined as $\{(0.4, \mathbf{e}_1), (0.6, 2\mathbf{e}_1)\}$.

- Probability $p_{\mathbf{s}}$, in a slight abuse of notation, describes probability of reaching state \mathbf{s} , starting from \mathbf{s}_{root} .
- Cost function $c : r \rightarrow \mathbb{R}$ maps each action r to its associated cost.
- Budget function $B : \mathbf{s} \rightarrow \mathbb{R}$ returns the remaining budget at state \mathbf{s} . We assume that the budget at the root state ($B(\mathbf{s}_{\text{root}})$) is known, and that the budget decreases as more actions are taken.
- Reward function $\rho : \mathbf{s} \rightarrow \mathbb{R}$ evaluates the reward achieved at state \mathbf{s} .
- Action function $\mathcal{R}(\mathbf{s})$ returns a set of actions r that can be taken at state \mathbf{s} . This function captures whether any actions have conditions that must be met before they can be taken, and whether there is sufficient budget available at \mathbf{s} to be able to execute the action (i.e. whether $B(\mathbf{s}) \geq c(r)$).

Illustrative example - Available actions

Consider the state $\mathbf{s} = 2\mathbf{e}_1 + \mathbf{e}_4$. The action function $\mathcal{R}(\mathbf{s})$ would return $\{a_2, a_3\}$.

- Decision tree \mathcal{S}_{DT} is defined as the set of states contained in a DT.

Starting at a state \mathbf{s} , movement through the state space occurs as follows. Given a choice of action $r \in \mathcal{R}(\mathbf{s})$, we obtain the relevant probabilities and state transitions $(p, \Delta) \in r$. The set of children states is generated by adding the state transitions to the current state: $\{\mathbf{s} + \Delta, \forall (p, \Delta) \in r\}$. The transition probabilities obey the axioms of probability; given that $\sum_{(p, \Delta) \in r} p = 1$, the probability of reaching state $\mathbf{s} + \Delta$ is simply the product of the probability of \mathbf{s} times the action outcome

probability: $p_{\mathbf{s}+\Delta} = p_{\mathbf{s}}p$. The actions are applied until a leaf node \mathbf{s}_ℓ is reached, where no actions are available: $\mathcal{R}(\mathbf{s}_\ell) = \emptyset$.

Note that we have not discussed how to define $\mathcal{R}(\mathbf{s})$; this is problem-specific and would need to be defined for all attainable states. There are no requirements on the mathematical form of $\mathcal{R}(\mathbf{s})$ and $\rho(\mathbf{s})$. The budget function B must be a decreasing function of the state as additional actions are taken. Additionally, we will assume that the CoA defined by the DT will be executed until a leaf node is reached. Thus, only the leaves of the tree, i.e. each state \mathbf{s} with $\mathcal{R}(\mathbf{s}) = \emptyset$, are evaluated when the reward expectation is computed, ensuring that the sum of probabilities of these terminal states will be equal to 1. The resulting reward expectation given the DT is

$$\mathbb{E}[\rho \mid \mathcal{S}_{\text{DT}}] = \sum_{\mathbf{s} \in \mathcal{S}_{\text{DT}}: \mathcal{R}(\mathbf{s}) = \emptyset} p_{\mathbf{s}} \rho(\mathbf{s}). \quad (1)$$

We define the following additional machinery, which will become useful as attempt to improve the tractability of generating optimal DTs.

- Reward state set $\mathbb{S}_\rho := \{\mathbf{s} : \mathbf{s} \in \mathbb{S}, \rho(\mathbf{s}) > 0\}$: The reward state set is a set that contains all states with a non-zero reward.
- All action set $\mathcal{R}_\cup := \bigcup_{\mathbf{s} \in \mathbb{S}} \mathcal{R}(\mathbf{s})$: This set contains all possible actions at all possible states.
- All action-outcome set $\Omega := \{(r, j) : r \in \mathcal{R}_\cup, (p_j, \Delta_j) \in r\}$ contains all action-outcome pairs that can change the state of the system.
- Repeatable action: A repeatable action is one that can be taken more than once.

4.1 Full graph generation

By definition, all possible DTs may be enumerated from a state \mathbf{s} by exhaustively applying each action at each state, one action at a time. However, this is inefficient as the trees in this enumeration will share many states. Instead, if all actions are implemented *in parallel* on all states starting from root state \mathbf{s}_{root} , and these states are stored, then one can generate a set of all states that can be reached. This we call the full graph (FG), which is formally the set \mathcal{S}_{FG} that is defined by the following recursion:

$$\mathcal{S}_{\text{FG}} = \left\{ \mathbf{s} : \mathbf{s}_{\text{root}} \in \mathcal{S}_{\text{FG}}; \text{ if } \mathbf{s} \in \mathcal{S}_{\text{FG}}, \mathbf{s} + \Delta \in \mathcal{S}_{\text{FG}}, \forall (p, \Delta) \in r, \forall r \in \mathcal{R}(\mathbf{s}) \right\} \quad (2)$$

Algorithm 1 expresses the FG recursion in Equation (2) more explicitly. While we choose to store the FG as a set of states, implicitly these states represent a graph through their parent-child relationships. In addition, this set is a graph and not a tree because states may have more than one parent due to different possible orderings of the same set of actions and outcomes.

Given that the set of possible states \mathbb{S} is finite starting from an initial state \mathbf{s}_{root} with a fixed action budget $B(\mathbf{s}_{\text{root}})$, it is possible to give a unique numerical index to each state that can be

Algorithm 1 Naive Full Graph Generation Algorithm

```
1: Initialize root state  $\mathbf{s}_{\text{root}}$ .
2: Initialize full graph state set:  $\mathcal{S}_{\text{FG}} = \{\mathbf{s}_{\text{root}}\}$ 
3: Initialize queue =  $[\mathbf{s}_{\text{root}}]$ .
4: while queue is non – empty do
5:    $\mathbf{s} = \text{queue.pop}()$ .
6:   for all actions  $r \in \mathcal{R}(\mathbf{s})$  do
7:     for all  $(p, \Delta) \in r$  do
8:       Generate child  $\mathbf{s}_{\text{child}} = \mathbf{s} + \Delta$ , with probability  $p_{\mathbf{s}_{\text{child}}} = p_{\mathbf{s}}p$ .
9:       if  $\mathbf{s}_{\text{child}} \in \mathcal{S}_{\text{FG}}$  then
10:        Continue, since child already exists.
11:      else
12:        Update:  $\mathcal{S}_{\text{FG}} = \mathcal{S}_{\text{FG}} \cup \{\mathbf{s}_{\text{child}}\}$ .
13:        Add  $\mathbf{s}_{\text{child}}$  to queue.
14: Return  $\mathcal{S}_{\text{FG}}$ .
```

attained in the decision problem by extending the notion of domain to \mathbb{S} . This is described in Appendix 8.2 for ease of implementation.

4.1.1 Accelerating full graph generation

The size of the FG generated by the naive approach will scale exponentially with the number and repeatability of available actions, and the number of outcomes for each action. Thus the naive approach may be intractable due to the enormity of this state space. In this section, we propose and implement several improvements that reduce the size of the state space without affecting the global optimality of the final DT.

Rewarding sets: One approach for greater tractability is to only consider actions at any state that have potential for improved reward. To do so, we need to consider the action-outcome trajectory that can be taken starting from \mathbf{s}_{root} to reach a reward state $\mathbf{s}_k \in \mathbb{S}_\rho$, and how this trajectory evolves as the agent takes actions. Each of these trajectories we call a *rewarding set*, defined mathematically as subset of all action-outcome pairs Ω :

$$\mathcal{P}(\mathbf{s}_{\text{root}}, \mathbf{s}_k) = \left\{ \left\{ (r, j) \subseteq \Omega \right\} : \mathbf{s}_k = \mathbf{s}_{\text{root}} + \sum_{(r, j) \in \mathcal{P}(\mathbf{s}_{\text{root}}, \mathbf{s}_k)} \sum_{(p_j, \Delta_j) \subseteq r} \Delta_j \right\}, \quad (3)$$

where there is a unique set $\mathcal{P}(\mathbf{s}_{\text{root}}, \mathbf{s}_k)$ for each reward state \mathbf{s}_k . As actions are taken that get the agent closer to reaching \mathbf{s}_k and obtaining reward $\rho(\mathbf{s}_k)$, the size of the rewarding set leading to \mathbf{s}_k will decrease, as will be shown shortly.

Note however that, for two rewarding states \mathbf{s}_i and \mathbf{s}_j , it may be possible to reach \mathbf{s}_i via a subset of actions and outcomes required to reach \mathbf{s}_j , while simultaneously getting the same or greater reward. In this case, we say that \mathbf{s}_i *dominates* \mathbf{s}_j . We define the set of dominating reward

states $\mathcal{S}_\rho \subseteq \mathbb{S}_\rho$ as

$$\mathcal{S}_\rho = \left\{ \mathbf{s}_i : \mathbf{s}_i \in \mathbb{S}_\rho, \nexists \mathbf{s}_j \in \mathbb{S}_\rho \text{ s.t. } \mathcal{P}(\mathbf{s}_{\text{root}}, \mathbf{s}_j) \subset \mathcal{P}(\mathbf{s}_{\text{root}}, \mathbf{s}_i) \ \& \ \rho(\mathbf{s}_j) \geq \rho(\mathbf{s}_i) \right\}. \quad (4)$$

While it is possible for the set of all rewarding states \mathbb{S}_ρ to be large, the set dominating states \mathcal{S}_ρ is usually small. This feature of \mathcal{S}_ρ will allow us to parsimoniously keep track of progress towards rewards at each state. From here onward, unless specified otherwise, we will use reward state to refer to a dominating reward state, since these are the most relevant to the algorithm.

Illustrative example - Rewarding sets

Recall that various rewards are achieved if action a_5 , a_6 , or a_7 result in outcome 2. Therefore, the complete reward state set is defined as $\mathbb{S}_\rho = \{\mathbf{s} \in \mathbb{S} : s_5 = 2 \mid s_6 = 2 \mid s_7 = 2\}$. While the non-dominated reward states \mathcal{S}_ρ are hard to solve for directly, the rewarding sets $\mathcal{P}(\mathbf{s}_{\text{root}}, \mathbf{s}_k)$ can be identified, one \mathbf{s}_k at a time, by solving a shortest path algorithm to find the trajectories from the start to the reward nodes, and then excluding the set of paths already considered until all options are exhausted. This process is generalized for any ADG with and- and or-dependencies as described in Appendix 8.1. For the example problem, the rewarding sets are

$$\mathbb{P}(\mathbf{s}_{\text{root}}) = \begin{cases} \{(a_1, 2), (a_4, 2), (a_5, 2)\}, \\ \{(a_1, 2), (a_2, 2), (a_4, 2), (a_6, 2)\}, \\ \{(a_2, 2), (a_3, 2), (a_4, 2), (a_6, 2)\}, \\ \{(a_3, 2), (a_7, 2)\}, \end{cases} \quad (5)$$

and can be identified either algorithmically or by observation.

Reward-based pruning: Given the above definition of a reward set $\mathcal{P}(\mathbf{s}_{\text{root}}, \mathbf{s}_k)$ from the root state to a dominating reward state $\mathbf{s}_k \in \mathcal{S}_\rho$, at any descendant state \mathbf{s} that is an arbitrary degree removed from \mathbf{s}_{root} , we can store the available rewarding sets based on actions previously taken and the outcomes: $\mathbb{P}(\mathbf{s}) = \cup_{\mathbf{s}_k \in \mathcal{S}_\rho} \{\mathcal{P}(\mathbf{s}, \mathbf{s}_k)\}$. Given that certain action outcomes may eliminate the viability of a rewarding set, the set of reward states available at \mathbf{s} are a subset of \mathcal{S}_ρ . Thus, a child state $\mathbf{s}_{\text{child}}$ of a parent state $\mathbf{s}_{\text{parent}}$ will inherit a subset of the reward sets available to the parent $\mathbb{P}(\mathbf{s}_{\text{parent}})$ using Algorithm 2.

In Algorithm 2, an underscore outcome in an action outcome-pair denotes that any outcome value is valid for that action, as long as it has been attempted. In addition, the concept of repeatable actions appears; if an action is not repeatable, any outcome of the action that is not the one in the rewarding set is considered to render the rewarding state unreachable. Once $\mathbb{P}(\mathbf{s}_{\text{parent}})$ is pruned down into $\mathbb{P}(\mathbf{s}_{\text{child}})$, we can simply prune away some of the actions in $\mathcal{R}(\mathbf{s}_{\text{child}})$ that do not contribute

Algorithm 2 Rewarding set computation

```

1: Start at edge  $(\mathbf{s}_{\text{parent}}, \mathbf{s}_{\text{child}})$ , where  $(r, j)$  is the action-outcome pair that leads from  $\mathbf{s}_{\text{parent}}$  to  $\mathbf{s}_{\text{child}}$ .
2: Initialize empty set of rewarding sets at the child:  $\mathbb{P}(\mathbf{s}_{\text{child}}) = \emptyset$ .
3: for all rewarding sets  $\mathcal{P}(\mathbf{s}_{\text{parent}}, \mathbf{s}_k) \in \mathbb{P}(\mathbf{s}_{\text{parent}})$  do
4:   if reward may be increased using the rewarding set:  $\rho(\mathbf{s}) < \rho(\mathbf{s}_k)$  then
5:     if the action is in the rewarding set:  $(r, -) \in \mathcal{P}(\mathbf{s}_{\text{parent}}, \mathbf{s}_k)$  then
6:       if the action-outcome pair are in rewarding set:  $(r, j) \in \mathcal{P}(\mathbf{s}_{\text{parent}}, \mathbf{s}_k)$  then
7:         Add adjusted rewarding set:  $\mathbb{P}(\mathbf{s}_{\text{child}}) = \mathbb{P}(\mathbf{s}_{\text{child}}) \cup \{\mathcal{P}(\mathbf{s}_{\text{parent}}, \mathbf{s}_k)/(r, j)\}$ .
8:       else
9:         if repeatable action and enough budget:
10:            $B(\mathbf{s}_{\text{child}}) \geq \sum_{(r', j') \in \mathcal{P}(\mathbf{s}_{\text{parent}}, \mathbf{s}_k)} c(r')$  then
11:             Add rewarding set:  $\mathbb{P}(\mathbf{s}_{\text{child}}) = \mathbb{P}(\mathbf{s}_{\text{child}}) \cup \{\mathcal{P}(\mathbf{s}_{\text{parent}}, \mathbf{s}_k)\}$ .
12:         else
13:           if enough budget:  $B(\mathbf{s}_{\text{child}}) \geq \sum_{(r', j') \in \mathcal{P}(\mathbf{s}_{\text{parent}}, \mathbf{s}_k)} c(r')$  then
14:             Add rewarding set:  $\mathbb{P}(\mathbf{s}_{\text{child}}) = \mathbb{P}(\mathbf{s}_{\text{child}}) \cup \{\mathcal{P}(\mathbf{s}_{\text{parent}}, \mathbf{s}_k)\}$ .
15: Return  $\mathbb{P}(\mathbf{s}_{\text{child}})$ .

```

to reaching a reward state. These rewarding actions are stored in set $\underline{\mathcal{R}}(\mathbf{s})$, defined as

$$\underline{\mathcal{R}}(\mathbf{s}) = \mathcal{R}(\mathbf{s}) \cap \left\{ \bigcup_{\mathcal{P}(\mathbf{s}, \mathbf{s}_k) \in \mathbb{P}(\mathbf{s}): \rho(\mathbf{s}_k) > \rho(\mathbf{s})} \left\{ r, \forall (r, j) \in \mathcal{P}(\mathbf{s}, \mathbf{s}_k) \right\} \right\}. \quad (6)$$

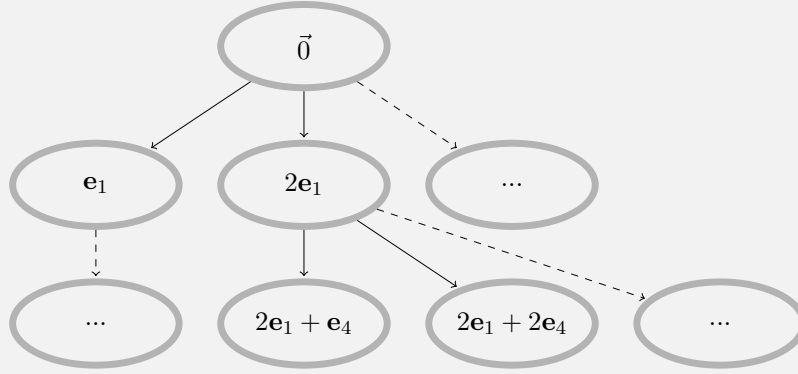
Equation (6) simply considers all available rewarding sets from \mathbf{s} , and removes the actions in $\mathcal{R}(\mathbf{s})$ by checking both whether a given rewarding set has potential for a greater reward than already achieved at \mathbf{s} , but also by checking if an action $r \in \mathcal{R}(\mathbf{s})$ has an outcome that is a member of that rewarding set.

This reward-based pruning approach has several benefits. It can dramatically reduce the number of available actions at a given state, entirely eliminating the exploration of parts of the state space that do not contribute to additional reward. In addition, it allows a user to approximately solve large and perhaps intractable decision problems. Since one may add rewarding sets $\mathcal{P}(\mathbf{s}_{\text{root}}, \mathbf{s}_k)$ incrementally to the decision problem by only considering a subset of the rewarding states $\mathbf{s}_k \in \mathcal{S}_\rho$ at a time, one may generate a sub-optimal CoA using a subset of the FG, thus find a lower bound on the optimal CoA including all rewarding states. While we solve to global optimality and thus do not pursue this approach in this paper, we believe it is an important contribution that allows practitioners to get near-optimal solutions to otherwise intractable decision problems without surpassing their computational budget.

It is important to reiterate that the reason for reward-based pruning is to save time and memory by reducing state space enumeration. In this context, the need to store $\mathbb{P}(\mathbf{s})$ will increase time and memory requirements, potentially offsetting some reduction in time and memory savings due to fewer states explored. However, this is not a concern with a clever implementation of the

algorithm. Once the children of a state \mathbf{s} are initialized, the rewarding sets $\mathbb{P}(\mathbf{s})$ may be forgotten in order to reduce the memory requirements. In addition, a depth-first implementation of the approach, as will be showcased in Algorithm 3, further minimizes the memory requirements by storing as few unexplored states in the graph as possible, thus further minimizing stored rewarding set information. Even without such considerations, the reduction of actions from $\mathcal{R}(\mathbf{s})$ to $\underline{\mathcal{R}}(\mathbf{s})$ via Equation (6) allows for substantial speed-ups beyond the time penalty required to compute $\mathcal{P}(\mathbf{s})$, except in the most adversarial cases.

Illustrative example - Pruning



Let us apply the reward-based pruning procedure to determine the available actions at the states in the graph above. The following table summarizes $\mathcal{R}(\mathbf{s})$, $\mathbb{P}(\mathbf{s})$ and the resulting pruned $\underline{\mathcal{R}}(\mathbf{s})$. Note that the rewarding sets at a given state are the actions that have yet to be taken to reach reward and thus get smaller as more actions are taken.

State	$\mathcal{R}(s)$	$\mathbb{P}(s)$	$\underline{\mathcal{R}}(s)$
$\vec{0}$	$\{a_1, a_2, a_3\}$	$\{\{(a_1, 2), (a_4, 2), (a_5, 2)\},$ $\{(a_1, 2), (a_2, 2), (a_4, 2), (a_6, 2)\},$ $\{(a_2, 2), (a_3, 2), (a_4, 2), (a_6, 2)\},$ $\{(a_3, 2), (a_7, 2)\}\}$	$\{a_1, a_2, a_3\}$
\mathbf{e}_1	$\{a_2, a_3\}$	$\{(a_2, 2), (a_3, 2), (a_4, 2), (a_6, 2)\},$ $\{(a_3, 2), (a_7, 2)\}\}$	$\{a_2, a_3\}$
$2\mathbf{e}_1$	$\{a_2, a_3, a_4\}$	$\{\{(a_4, 2), (a_5, 2)\},$ $\{(a_2, 2), (a_4, 2), (a_6, 2)\},$ $\{(a_2, 2), (a_3, 2), (a_4, 2), (a_6, 2)\},$ $\{(a_3, 2), (a_7, 2)\}\}$	$\{a_2, a_3, a_4\}$
$2\mathbf{e}_1 + \mathbf{e}_4$	$\{a_2, a_3\}$	$\{\{(a_3, 2), (a_7, 2)\}\}$	$\{a_3\}$
$2\mathbf{e}_1 + 2\mathbf{e}_4$	$\{a_2, a_3, a_5\}$	$\{\{(a_5, 2)\},$ $\{(a_2, 2), (a_6, 2)\},$ $\{(a_2, 2), (a_3, 2), (a_6, 2)\},$ $\{(a_3, 2), (a_7, 2)\}\}$	$\{a_2, a_3, a_5\}$

At the root state $\vec{0}$ all rewarding sets are feasible, meaning that $\mathcal{R}(\vec{0}) = \underline{\mathcal{R}}(\vec{0})$. Similarly, the state $2\mathbf{e}_1$ inherits all rewarding sets from its parent, the root, and therefore its pruned actions are the same as its initial set of actions.

More notably, having taken action a_1 with outcome 1, the state \mathbf{e}_1 does not inherit the two rewarding sets that require action a_1 with outcome 2 and are thus no longer available. However, this does not prune the available actions because both action a_2 and action a_3 are present in the remaining rewarding sets. The state $2\mathbf{e}_1 + \mathbf{e}_4$ inherits only one rewarding set from its parent $2\mathbf{e}_1$ because the action-outcome $(a_4, 2)$ was present in the other three rewarding sets. Because action a_2 is not present in the remaining rewarding set, we can prune it away, saving computational effort.

Accelerated full graph algorithm: Algorithm 3 combines the naive implementation of FG generation (Algorithm 1) with rewarding set computations (Algorithm 2) and the associated determination of the effective actions (Equation 6). This way, it reduces the size of the FG with zero impact on the score of the optimal tree.

4.2 Reduced graph generation

Now that we have enumerated the possible strategies that lead to reward states, we devise methods to reduce \mathbb{S}_{FG} to the subset of states that exist in the union of possible optimal strategies, i.e. in the union of the optimal DTs. We call this subset the *reduced graph* (RG), represented by $\mathcal{S}_{\text{RG}} \subseteq \mathcal{S}_{\text{FG}}$. To define \mathcal{S}_{RG} , we need to first compute the maximum reward expectation of each state in the

Algorithm 3 Accelerated Full Graph Generation Algorithm

```
1: Initialize root state  $\mathbf{s}_{\text{root}}$ .
2: Determine actions at root state:  $\mathcal{R}(\mathbf{s}_{\text{root}})$ .
3: Compute rewarding sets:  $\mathbb{P}(\mathbf{s}_{\text{root}}) = \{\mathcal{P}(\mathbf{s}_{\text{root}}, \mathbf{s}_k), \forall \mathbf{s}_k \in \mathcal{S}_\rho\}$ .
4: Prune actions (Eq. 6):  $\mathcal{R}(\mathbf{s}_{\text{root}}) \rightarrow \underline{\mathcal{R}}(\mathbf{s}_{\text{root}})$ .
5: Initialize full graph set:  $\mathcal{S}_{\text{FG}} = \{\mathbf{s}_{\text{root}}\}$ .
6: Initialize queue =  $[\mathbf{s}_{\text{root}}]$ .
7: while queue is non – empty do
8:    $\mathbf{s} = \text{queue.pop}()$ .
9:   for all actions  $r \in \underline{\mathcal{R}}(\mathbf{s})$  do
10:    for all  $(p, \Delta) \in r$  do
11:      Candidate child  $\mathbf{s}_{\text{child}} = \mathbf{s} + \Delta, p_{\mathbf{s}_{\text{child}}} = p_{\mathbf{s}}p$ .
12:      if  $\mathbf{s}_{\text{child}} \in \mathcal{S}_{\text{FG}}$  then
13:        Continue, since child already exists.
14:      else
15:        Update:  $\mathcal{S}_{\text{FG}} = \mathcal{S}_{\text{FG}} \cup \{\mathbf{s}_{\text{child}}\}$ 
16:        Determine actions at child state:  $\mathcal{R}(\mathbf{s}_{\text{child}})$ .
17:        Compute rewarding sets:  $\mathbb{P}(\mathbf{s}_{\text{child}}) \subseteq \mathbb{P}(\mathbf{s})$ .
18:        Prune actions (Eq. 6):  $\mathcal{R}(\mathbf{s}_{\text{child}}) \rightarrow \underline{\mathcal{R}}(\mathbf{s}_{\text{child}})$ .
19:        Add  $\mathbf{s}_{\text{child}}$  to queue.
20: Return  $\mathcal{S}_{\text{FG}}$ .
```

graph. This can be done by recursively comparing the reward expectation of all subtrees starting at each state to each other. This process defines function Φ , which gives the maximum reward expectation possible at any state \mathbf{s} in the FG. The process for defining the map $\Phi : \mathbf{s} \rightarrow \mathbb{R}$ is shown in the recursion in Equation (7).

$$\Phi(\mathbf{s}) = \begin{cases} \rho(\mathbf{s}), & \text{if } \underline{\mathcal{R}}(\mathbf{s}) = \emptyset, \\ \max_{r \in \underline{\mathcal{R}}(\mathbf{s})} \left(\sum_{(p, \Delta) \in r} p \Phi(\mathbf{s} + \Delta) \right), & \text{otherwise.} \end{cases} \quad (7)$$

$\Phi(\mathbf{s})$ is simply equivalent to the reward $\rho(\mathbf{s})$ if no further actions are available at \mathbf{s} . Otherwise, $\Phi(\mathbf{s})$ is the reward expectation achieved by taking an action $r \in \underline{\mathcal{R}}(\mathbf{s})$ that maximizes the expectation of Φ at the resulting children states. In practice, computing the score of a given state is a DP, and once the score is evaluated at \mathbf{s} , it must also be true that the scores have been computed for all children states of \mathbf{s} of any degree. These can be efficiently stored in memory for future queries without having to recompute the recursion.

The RG is simply the FG that has had all dominated actions pruned. This is done using the recursion in Algorithm 4. Since we had already generated and stored the FG and the actions at each state $\underline{\mathcal{R}}(\mathbf{s})$, we recall the various available actions starting at the root state, and make decisions among them, only choosing to execute the most effective actions at each state. As an additional note, in Algorithm 4, there is no need to use the rewarding sets, since for any state \mathbf{s} , the reduced action set $\underline{\mathcal{R}}(\mathbf{s})$ contains only the actions that would lead to increased reward.

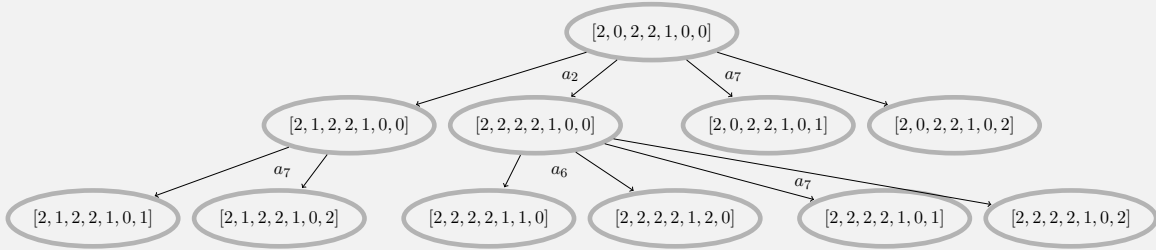
Algorithm 4 Reduced Graph Generation Algorithm

```
1: Initialize root state  $\mathbf{s}_{\text{root}}$ .
2: Compute  $\Phi(\mathbf{s}_{\text{root}})$  via Eq. 7.
3: Initialize reduced graph state set:  $\mathcal{S}_{\text{RG}} = \{\mathbf{s}_{\text{root}}\}$ .
4: Initialize queue =  $[\mathbf{s}_{\text{root}}]$ .
5: while queue is non – empty do
6:    $\mathbf{s} = \text{queue.pop}()$ .
7:   Get best action set,  $\mathcal{R}^*(\mathbf{s}) = \{r : \sum_{(p,\Delta) \in r} p\Phi(\mathbf{s} + \Delta) = \Phi(\mathbf{s}), r \in \underline{\mathcal{R}}(\mathbf{s})\}$ 
8:   for all actions  $r \in \mathcal{R}^*(\mathbf{s})$  do
9:     for all  $(p, \Delta) \in r$  do
10:      Candidate child  $\mathbf{s}_{\text{child}} = \mathbf{s} + \Delta, p_{\mathbf{s}_{\text{child}}} = p_{\mathbf{s}}p$ .
11:      if  $\mathbf{s}_{\text{child}} \in \mathcal{S}_{\text{RG}}$  then
12:        Continue, since child already exists.
13:      else
14:        Update:  $\mathcal{S}_{\text{RG}} = \mathcal{S}_{\text{RG}} \cup \{\mathbf{s}_{\text{child}}\}$ 
15:        Add  $\mathbf{s}_{\text{child}}$  to queue.
```

The computation of the root score in line 2 of Algorithm 4 implies that the scores of all nodes is computed prior to starting to add states to the RG. This score computation is necessary because of the breadth-first, the top-down construction of the RG. This design ensures that only the nodes that maximize the score are re-explored, but requires information about expected reward to be communicated from the terminal nodes of the FG all the way to the root state.

Illustrative example - Reduced graph generation

To compute $\Phi([2, 0, 2, 2, 1, 0, 0])$, we have to consider its subgraph and determine $\Phi(\mathbf{s})$ for all states in that subgraph, as shown below. Note that in the subgraph, states may have parents originating from other states that are not shown.



The scores and optimal action sets are summarized in the following table:

State	$\underline{\mathcal{R}}(\mathbf{s})$	Score	$\mathcal{R}^*(\mathbf{s})$
[2, 0, 2, 2, 1, 0, 0]	$\{a_2, a_7\}$	$\max(0.1, 0.1) = 0.1$	$\{a_2, a_7\}$
[2, 1, 2, 2, 1, 0, 0]	$\{a_7\}$	$\max(0.1) = 0.1$	$\{a_7\}$
[2, 2, 2, 2, 1, 0, 0]	$\{a_6, a_7\}$	$\max(0.04, 0.1) = 0.1$	$\{a_7\}$
[2, 0, 2, 2, 1, 0, 1]	\emptyset	0	\emptyset
[2, 0, 2, 2, 1, 0, 2]	\emptyset	1	\emptyset
[2, 1, 2, 2, 1, 0, 1]	\emptyset	0	\emptyset
[2, 1, 2, 2, 1, 0, 2]	\emptyset	1	\emptyset
[2, 2, 2, 2, 1, 1, 0]	\emptyset	0	\emptyset
[2, 2, 2, 2, 1, 2, 0]	\emptyset	0.1	\emptyset
[2, 2, 2, 2, 1, 0, 1]	\emptyset	0	\emptyset
[2, 2, 2, 2, 1, 0, 2]	\emptyset	1	\emptyset

There are multiple optimal actions to take at the state [2, 0, 2, 2, 1, 0, 0], namely a_2 and a_7 , so the optimal subtrees associated with both actions would be present in the reduced graph. However, for state [2, 2, 2, 2, 1, 0, 0], action a_6 is not in $\mathcal{R}^*(\mathbf{s})$, and the children associated with taking action a_6 would not be included in the reduced graph.

4.2.1 Alternative approach: linear programming

An alternate method for determining the RG is to formulate and solve a linear optimization (LO) problem. While our experiments have shown that the DP approach is computationally more efficient, the LO approach enables adversarial extensions of the decision problem. In this robust optimization context, an agent may need to consider a policy that maximizes reward while being robust to limited adversarial perturbations to the outcome probabilities of its actions. In addition, using LO could be more efficient for initial development of our DT algorithm on new applications. Given that DPs can be complicated to implement in many scenarios, the LO could be used to validate the DP-based RG generation. Thus, we give the LO formulation of the score recursion in Equation (7):

$$\begin{aligned}
& \underset{\Phi}{\text{minimize}} && \sum_{\mathbf{s} \in \mathcal{S}_{\text{FG}}} \Phi(\mathbf{s}) \\
& \text{subject to} && \sum_{(p, \Delta) \in r} p \Phi(\mathbf{s} + \Delta) \leq \Phi(\mathbf{s}), \quad \forall r \in \underline{\mathcal{R}}(\mathbf{s}), \forall \mathbf{s} \in \mathcal{S}_{\text{FG}} \setminus \mathcal{S}_L, \\
& && \Phi(\mathbf{s}) = \rho(\mathbf{s}), \quad \forall \mathbf{s} \in \mathcal{S}_L, \\
& && \mathcal{S}_L := \{\mathbf{s} \in \mathcal{S}_{\text{FG}} : \underline{\mathcal{R}}(\mathbf{s}) = \emptyset\}, \\
& && \Phi(\mathbf{s}) \in [0, 1], \quad \forall \mathbf{s} \in \mathcal{S}_{\text{FG}}.
\end{aligned} \tag{8}$$

Given the full graph \mathcal{S}_{FG} , let $\Phi(\mathbf{s})$ be the score variable for each state $\mathbf{s} \in \mathcal{S}_{\text{FG}}$. \mathcal{S}_L is the set of states with no children ($\underline{\mathcal{R}}(\mathbf{s}) = \emptyset$); the score at those states is constrained to be equal to the

reward at that state. For all other states, the score is lower-bounded by the expected reward given a possible action, for all possible actions. By minimizing the sum of the scores at all states, the scores will assume the value of their largest lower-bound, thus maximizing the expected reward at the root. At any given state, the constraints which have no slack, corresponding to non-zero dual variables, point to the set of optimal actions at that state.

This formulation naturally lends itself to an adversarial extension which the authors hope to explore in future work. Consider the case where the DT is the optimal strategy for executing a cyber attack against a network. The network’s owner might have an arsenal of tools to make the attacker’s actions more expensive or more difficult. Thus, the adversarial extension would need to identify which actions to interdict to minimize the attacker’s expected reward over all possible strategies in from the FG. Because the LO is already formulated as a minimization problem, it is amenable to the incorporation of the interdictor’s decisions and budget, unlike the DP method.

4.3 Tree selection

Tree selection requires a final recursion, given in Algorithm 5, traversing the RG so that only one action is taken for all attainable states starting at \mathbf{s}_{root} . Given that all actions in the RG have the same reward expectation, this can be done based on a secondary objective, which we simply leave as $f : \mathbf{s} \rightarrow \mathbb{R}$. Some choices of f may minimize the number of nodes or depth of the optimal

Algorithm 5 Optimal Tree Generation Algorithm

- 1: Initialize root state \mathbf{s}_{root} .
 - 2: Compute $f(\mathbf{s})$, $\forall \mathbf{s} \in \mathcal{S}_{\text{RG}}$.
 - 3: Initialize decision tree state set: $\mathcal{S}_{\text{DT}} = \{\mathbf{s}_{\text{root}}\}$.
 - 4: Initialize queue = $[\mathbf{s}_{\text{root}}]$.
 - 5: **while** queue is non – empty **do**
 - 6: $\mathbf{s} = \text{queue.pop}()$.
 - 7: Choose among iso-reward actions: $r^* = \underset{r \in \mathcal{R}^*(\mathbf{s})}{\text{argmin}} \sum_{(p, \Delta) \in r} p f(\mathbf{s} + \Delta)$.
 - 8: **for all** $(p, \Delta) \in r^*$ **do**
 - 9: Child $\mathbf{s}_{\text{child}} = \mathbf{s} + \Delta$, $p_{\mathbf{s}_{\text{child}}} = p_{\mathbf{s}} p$.
 - 10: Update: $\mathcal{S}_{\text{DT}} = \mathcal{S}_{\text{DT}} \cup \{\mathbf{s}_{\text{child}}\}$
 - 11: Add $\mathbf{s}_{\text{child}}$ to queue.
 - 12: Return \mathcal{S}_{DT} .
-

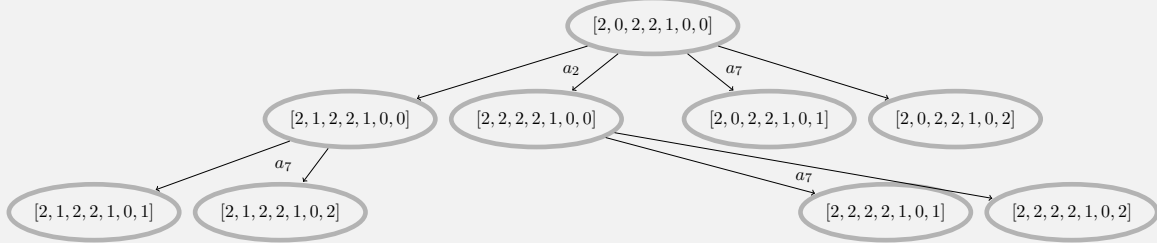
tree starting from \mathbf{s} , or bias the optimum towards DTs based on orderings of actions. Given that all subtrees in the RG have the same score, one may simply pick actions at random as well. The complexity of computing $f(\mathbf{s})$ will have an impact on the speed of Algorithm 5. By default, we will assume that f is the function that returns the number of nodes of the optimal tree originating from a state. Mathematically,

$$f(\mathbf{s}) = \begin{cases} 1, & \text{if } \mathcal{R}^*(\mathbf{s}) = \emptyset, \\ \min_{r \in \mathcal{R}^*(\mathbf{s})} \sum_{(p, \Delta) \in r} p f(\mathbf{s} + \Delta), & \text{otherwise,} \end{cases} \quad (9)$$

which is a recursion similar to the score recursion in Equation (7).

Illustrative example - Optimal decision tree

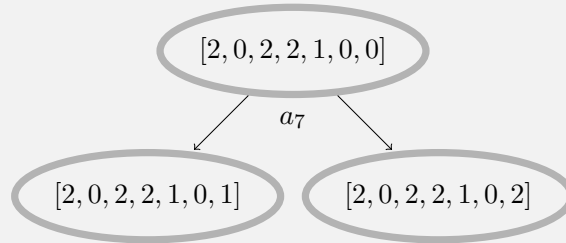
Consider the reduced graph originating from state $[2, 0, 2, 2, 1, 0, 0]$ shown below.



Recall that the optimal action set $\mathcal{R}^*([2, 0, 2, 2, 1, 0, 0]) = \{a_2, a_7\}$. We must select one of these actions to report in the optimal DT during the tree selection step. Let us define our secondary objective function to find the DT with the minimal number of nodes. Therefore, the following table summarizes the number of nodes in the optimal subtree of a given state (including itself):

State	Optimal $\mathcal{R}^*(s)$	Nodes in Subtree	Optimal Action
$[2, 0, 2, 2, 1, 0, 0]$	$\{a_2, a_7\}$	$\min(7, 3) = 3$	a_7
$[2, 1, 2, 2, 1, 0, 0]$	$\{a_7\}$	$\min(3) = 3$	a_7
$[2, 2, 2, 2, 1, 0, 0]$	$\{a_7\}$	$\min(3) = 3$	a_7
$[2, 0, 2, 2, 1, 0, 1]$	\emptyset	1	n/a
$[2, 0, 2, 2, 1, 0, 2]$	\emptyset	1	n/a
$[2, 1, 2, 2, 1, 0, 1]$	\emptyset	1	n/a
$[2, 1, 2, 2, 1, 0, 2]$	\emptyset	1	n/a
$[2, 2, 2, 2, 1, 0, 1]$	\emptyset	1	n/a
$[2, 2, 2, 2, 1, 0, 2]$	\emptyset	1	n/a

Given the optimal actions above, the optimal subtree from the state is simply the right branch involving optimal action a_7 .



5 Computational Results

In this section, we benchmark our method using randomly generated actions using graph-based AND and OR relationships, similar to the illustrative example as defined in Section 3. An example of such a dependency graph shown in Figure 4. As a reminder, the circle nodes in the graph represent different actions that the agent may take to get closer to the end node, where rewards are obtained. Different actions have different numbers of outcomes, each of which may enable one or more downstream actions through AND or OR prerequisites, which are highlighted with the square nodes.

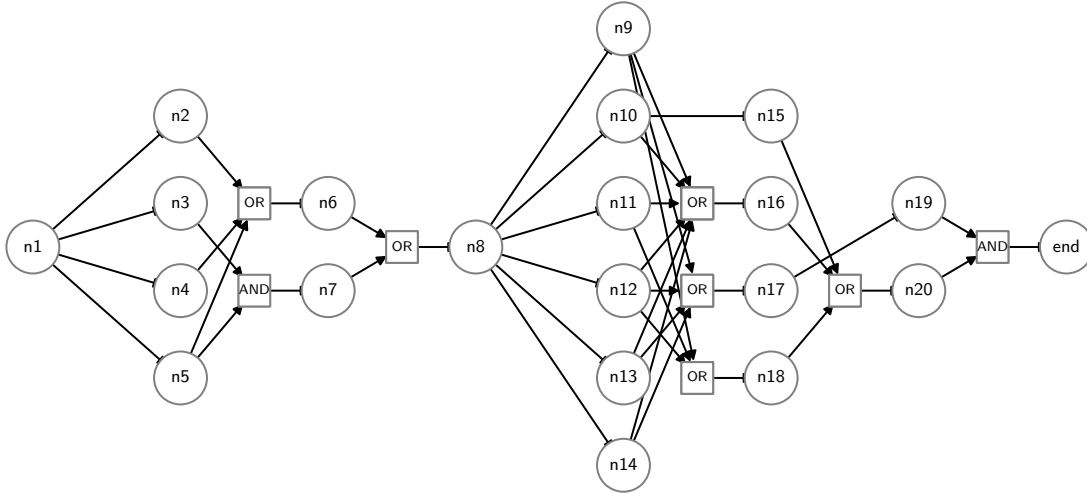


Figure 4: Example random action dependency graph with 20 actions, and OR and AND prerequisite relationships.

In the graph generation process, we make the following simplifying assumptions. We consider prerequisites and but not preclusions, and that each node has either an AND or an OR dependency, but not both. Additionally, we assume that the dependency graph terminates in a single reward node. These assumptions help us generate random scenarios that do not result in infeasible or trivial missions with high probability. We also restrict the length of possible action sequences with an action budget, which sets an absolute limit to the depth of possible DTs.

All of the benchmarking has been performed on a personal computer with 32GB of RAM, on a single thread of an Intel i7-11800H processor, using an object-oriented software implementation in Python. Memory was not a limiter in solving any of the benchmarks considered. We make no claims based on the relative efficiency of our implementation; more capable software engineers will likely be able to achieve higher performance through the use of another programming language and more sophisticated data structures. It should also be noted that any variation in benchmarking time within 10% should be considered to be noise, since there can be substantial variation in the measured time of different benchmarks. In Table 2, we provide the computational results over 11 randomized examples, where all times are given in seconds. The columns in the table are as follows:

- Index: Problem specific index, for reference,
- N : Number of actions,
- B : Total budget,
- $\Phi(\mathbf{s}_{\text{root}})$: Reward expectation of the optimal DT,
- $T_{\mathbb{P}}$: Time taken to compute rewarding sets,
- $T_{\text{FG}}, T_{\text{RG}}, T_{\text{DT}}$: Time taken to construct the FG, RG and optimal DT, respectively,
- T_{total} : Total time,
- $|\mathcal{S}_{\text{FG}}|, |\mathcal{S}_{\text{RG}}|, |\mathcal{S}_{\text{DT}}|$: Number of states in the resulting FG, RG and optimal DT, respectively,
- $|\mathbb{P}(\mathbf{s}_{\text{root}})|$: Total number of rewarding sets.

Index	N	B	$\Phi(\mathbf{s}_{\text{root}})$	$T_{\mathbb{P}}$	T_{FG}	T_{RG}	T_{DT}	T_{total}	$ \mathcal{S}_{\text{FG}} $	$ \mathcal{S}_{\text{RG}} $	$ \mathcal{S}_{\text{DT}} $	$ \mathbb{P}(\mathbf{s}_{\text{root}}) $
0	25	15	0.000243	2.09	3236.23	359.97	432.94	4031.24	2518548	2239364	235	20
1	20	15	0.000971	3.00	2270.99	272.66	308.83	2855.48	1954163	1820303	309	28
2	20	15	0.038782	1.70	210.13	17.65	17.45	246.94	164758	105235	1347	13
3	20	15	0.034325	1.62	109.27	10.00	12.82	133.72	87950	76747	954	12
4	15	15	0.467120	1.57	14.28	1.87	2.52	20.24	13892	13892	324	12
5	15	10	0.466594	1.50	7.49	0.85	1.11	10.95	8186	6758	314	12
6	20	10	0.000968	2.87	5.06	0.34	0.17	8.43	8416	1312	86	27
7	17	10	0.181530	1.42	5.43	0.42	0.44	7.72	8599	3188	456	12
8	20	10	0.026389	1.73	1.41	0.08	0.05	3.27	2237	217	76	12
9	25	10	0.000227	2.26	0.49	0.03	0.03	2.81	1011	102	40	20
10	20	10	0.021860	1.37	0.85	0.06	0.08	2.36	1673	344	90	10

Table 2: Benchmarks of networks, with timing in seconds

Experiments in Table 2 show that the bulk of computation time is dedicated to creating the full graph for the larger examples, i.e. exploring states on the way to rewards. In general, the method breaks the exponential relationship between number of actions and the number of states that need to be explored. This is seen by the weak relationship between N and $|\mathcal{S}_{\text{FG}}|$.

Rewarding set computation time $T_{\mathbb{P}}$ is a small proportion of the total time for the more challenging decision problems, and scales linearly with the number of rewarding sets $|\mathbb{P}(\mathbf{s}_{\text{root}})|$. However, it should be noted that, for the smaller benchmarks, this computation tends to be the slowest component of the algorithm, since it relies on solving an inefficient MIO with cutting planes as defined in Appendix 8.1. A constraint satisfaction problem approach would likely outperform the MIO we use in this paper, though the marginal gains are small in the context of total time.

To give an idea of the magnitude of speed-ups due to the use of rewarding sets, we have included the time taken to generate the optimal solution using the naive approach in Algorithm 1 for a subset of the examples in Table 3. This subset includes problems that could be solved within 4000

seconds, which is roughly the maximum time it took to solve any benchmark using the accelerated methodology. Note that for the accelerated algorithm, the time overhead for the computation of rewarding sets is included in the total time, in order to have a fair comparison.

Index	N	B	$\Phi(\mathbf{s}_{\text{root}})$	T_{FG}	T_{RG}	T_{DT}	T_{total}	$ \mathcal{S}_{\text{FG}} $	$ \mathcal{S}_{\text{RG}} $	$ \mathcal{S}_{\text{DT}} $
5	15	10	0.466594	7.24	0.76	0.95	8.95	9466	6758	314
7	17	10	0.181530	21.53	1.49	0.55	23.57	18775	4064	456
8	20	10	0.026389	155.15	7.98	0.08	163.21	83854	525	76
10	20	10	0.021860	78.98	4.53	0.11	83.62	47320	760	90

Table 3: Benchmarks of networks using the naive approach in Algorithm 1.

Solutions from Table 3 match those from Table 2 in both $\Phi(\mathbf{s}_{\text{root}})$ and $|\mathcal{S}_{\text{FG}}|$, giving us confidence that both methods find the same optimal DTs. Though the size of the RG is not consistent between methods, this is expected behavior. Non-rewarding actions can be present in the RG when reward-based pruning is not used, since these actions do not impact optimality. These extraneous actions are removed when determining the optimal DT, since the default secondary objective is to minimize tree size as described in Section 4.3.

With the naive approach, we see the expected increasing relationship between the number of nodes and the size of the full graph, and thus computational time. The maximum speed-up observed from the naive approach to the accelerated approach is 50 times, in the solution of problem 10.

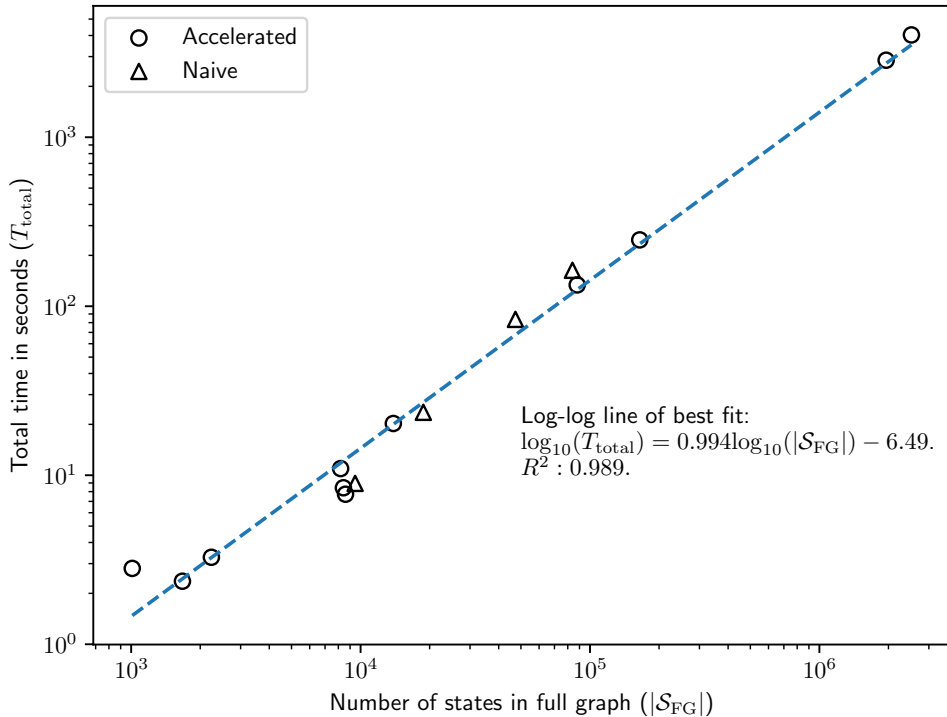


Figure 5: The optimal DT method scales linearly with the number of states explored.

An interesting case study is problem 5, where the naive approach outperforms our method, with total times of 8.95 to 10.95 seconds, respectively. This is due to the fact that, for this problem, the action pruning method doesn’t reduce the size of the state space substantially, but adds overhead due to the time required to compute the rewarding sets and propagate them through the FG. Problem 5 is a special case that demonstrates that, while the approach provides substantial speed-ups for a majority of decision problems, there can be cases where no or negative benefit is observed. In general, bigger improvements are expected as the size of the decision problem grows, as the number of pruned states grows larger and the upfront computational time for computing rewarding sets takes a diminishing proportion of the total time.

When trying to estimate the total time, we observe that the driving factor is not the number of actions. The dependencies between actions make it difficult to predict a priori the number of strategies available to two different problems with the same number of actions but different ADG structure. Thus, no direct relationship is observed between N , $|\mathbb{P}(\mathbf{s}_{\text{root}})|$ and T_{total} . Instead, the number of states in the full graph drives the computation time. Figure 5 shows that total time scales linearly with the number of states explored, where the log-log line of best fit has been computed for the accelerated algorithm, with an R^2 of 0.989. The naive approach shows similar scaling behavior, and its benchmarks have been included for comparison.

6 Conclusion

We have introduced a methodology to generate optimal DTs to make decisions in settings with interdependent actions with probabilistic outcomes. The methodology leverages dynamic programming and mixed-integer linear optimization methods, and uses problem-specific information to find DTs efficiently without sacrificing global optimality. Through computational experiments, we showed that this method’s computation time scales linearly with the number of states explored. Therefore, a natural extension of this research is to further reduce the number of states required to explore while maintaining optimality.

Additionally, we have also developed some nascent techniques for the *conditioning* of actions (i.e. previous actions and outcomes changing the parameters of another action) which is amenable to the algorithms in Section 4 and could extend the applications of DTs. These techniques would extend the existing method and this research is heavily focused on the efficient implementation of the idea. Finally, we are actively working on an adversarial variant of these algorithms, both designing CoAs in the presence of an adversary or uncertainty and also determining the optimal strategy to protect against an optimal DT.

7 Acknowledgments

The authors thank Mr. John Garstka, Director for Cyber Warfare at the Office of Department of Defense (Acquisition and Sustainment) for his vision in developing the Cyber Warfare Analysis

domain and his support for this paper, as well as Dr. Doug Altner (MITRE) for his feedback.

Bibliography

- Aksaray, D., Yazıcıoğlu, Y., and Asarkaya, A. S. (2021). Probabilistically guaranteed satisfaction of temporal logic constraints during reinforcement learning. In *2021 IEEE/RSJ International Conference on Intelligent Robots and Systems (IROS)*, pages 6531–6537.
- Alagoz, O., Maillart, L. M., Schaefer, A. J., and Roberts, M. S. (2004). The optimal timing of living-donor liver transplantation. *Management Science*, 50(10):1420–1430.
- Arulkumaran, K., Deisenroth, M. P., Brundage, M., and Bharath, A. A. (2017). Deep reinforcement learning: A brief survey. *IEEE Signal Processing Magazine*, 34(6):26–38.
- Barto, A. G., Sutton, R. S., and Anderson, C. W. (1983). Neuronlike adaptive elements that can solve difficult learning control problems. *IEEE Transactions on Systems, Man, and Cybernetics*, SMC-13(5):834–846.
- Bazrafshan, N. and Lotfi, M. M. (2020). A finite-horizon markov decision process model for cancer chemotherapy treatment planning: an application to sequential treatment decision making in clinical trials. *Annals of Operations Research*, 295:483 – 502.
- Bellman, R. (1958). Dynamic programming and stochastic control processes. *Information and Control*, 1(3):228–239.
- Bertsimas, D. and Dunn, J. (2017). Optimal classification trees. *Machine Learning*, 106(7):1039–1082.
- Booth, R. E. and Reddie, A. W. (2024). Wargame design: Addressing the trilemma. *MORS Journal of Wargaming*, 1(1):5–20.
- Breiman, L. (2001). Random forests. *Machine learning*, 45:5–32.
- Breiman, L., Friedman, J., Olshen, R., and Stone, C. (1984). Classification and regression trees. wadsworth int. Group, 37(15):237–251.
- Browne, C. B., Powley, E., Whitehouse, D., Lucas, S. M., Cowling, P. I., Rohlfshagen, P., Tavener, S., Perez, D., Samothrakis, S., and Colton, S. (2012). A survey of monte carlo tree search methods. *IEEE Transactions on Computational Intelligence and AI in games*, 4(1):1–43.
- Caramanis, C., Dimitrov, N. B., and Morton, D. P. (2014). Efficient algorithms for budget-constrained markov decision processes. *IEEE Transactions on Automatic Control*, 59:2813–2817.
- Chen, T. and Guestrin, C. (2016). Xgboost: A scalable tree boosting system. In *Proceedings of the 22nd acm sigkdd international conference on knowledge discovery and data mining*, pages 785–794.

- Ermon, S., Gomes, C., Sabharwal, A., and Selman, B. (2014). Designing fast absorbing markov chains. In *Proceedings of the AAAI Conference on Artificial Intelligence*, volume 28.
- Fan, J. (2023). A review for deep reinforcement learning in atari: benchmarks, challenges, and solutions.
- Goodwin, T., Woodaman, F., Friedman, M., Carrick, C., and Punla-Green, S. (2025). Random sampling for column generation in dense job scheduling problems. *Preprint*.
- Hauskrecht, M. and Fraser, H. (2000). Planning treatment of ischemic heart disease with partially observable markov decision processes. *Artificial Intelligence in Medicine*, 18(3):221–244.
- Kocsis, L. and Szepesvári, C. (2006). Bandit based monte-carlo planning. In *European conference on machine learning*, pages 282–293. Springer.
- Lallie, H. S., Debattista, K., and Bal, J. (2020). A review of attack graph and attack tree visual syntax in cyber security. *Computer Science Review*, 35:100219.
- Le, N., Rathour, V. S., Yamazaki, K., Luu, K., and Savvides, M. (2022). Deep reinforcement learning in computer vision: a comprehensive survey. *Artificial Intelligence Review*, pages 1–87.
- Lu, M., Shahn, Z., Sow, D., Doshi-Velez, F., and Li-wei, H. L. (2021). Is deep reinforcement learning ready for practical applications in healthcare? a sensitivity analysis of duel-ddqn for hemodynamic management in sepsis patients. In *Amia annual symposium proceedings*, volume 2020, page 773.
- Magni, P., Quaglini, S., Marchetti, M., and Barosi, G. (2000). Deciding when to intervene: a markov decision process approach. *International Journal of Medical Informatics*, 60(3):237–253.
- Mnih, V. (2013). Playing atari with deep reinforcement learning. *arXiv preprint arXiv:1312.5602*.
- Ozturk, B. (2022). *Global and Robust Optimization for Engineering Design*. PhD thesis, Massachusetts Institute of Technology.
- Pinto, J. and Fern, A. (2014). Learning partial policies to speedup mdp tree search. In *UAI*, pages 672–681.
- Sprague, N. (2015). Parameter selection for the deep q-learning algorithm. In *Proceedings of the Multidisciplinary Conference on Reinforcement Learning and Decision Making (RLDM)*, page 24.
- Swallow, R. C. (2023). Considering the cost of cyber warfare: advancing cyber warfare analytics to better assess tradeoffs in system destruction warfare. *The Journal of Defense Modeling and Simulation*, 20(1):3–37.
- Tang, C., Abbatematteo, B., Hu, J., Chandra, R., Martín-Martín, R., and Stone, P. (2024). Deep reinforcement learning for robotics: A survey of real-world successes. *Annual Review of Control, Robotics, and Autonomous Systems*, 8.

Watkins, C. J. C. H. (1989). Learning from delayed rewards.

8 Appendix

8.1 Rewarding set computation for action dependency graphs

In order to generalize the rewarding set computation for an ADG with preclusions and prerequisites, we have to introduce the following new machinery:

- Function $\text{AND} : r \rightarrow \omega \subseteq \Omega$ and function $\text{OR} : r \rightarrow \omega \subseteq \Omega$ describe the sets of actions and outcomes that are and-prerequisites and or-prerequisites of the action r ,
- Function $\text{NOTAND} : r \rightarrow \omega \subseteq \Omega$ and function $\text{NOTOR} : r \rightarrow \omega \subseteq \Omega$ describe the sets of actions and outcomes that are not-and-prerequisites and not-or-prerequisites of the action r , and
- $\Omega_\rho \subset \Omega$ describes the action-outcome pairs that immediately precede a reward in the ADG². In the illustrative example from Section 3, $\Omega_\rho = \{(a_5, 2), (a_6, 2), (a_7, 2)\}$.

While the non-dominated reward states \mathcal{S}_ρ are hard to identify directly, each rewarding set $\mathcal{P}(\mathbf{s}_{\text{root}}, \mathbf{s}_k)$ can be identified, one dominating rewarding state \mathbf{s}_k at a time, by iteratively solving a shortest path algorithm on the ADG to find action-outcome trajectories from the start to the reward nodes. Since this has to be done while considering the various action prerequisites and preclusions, it can only be expressed via the following MIO problem over all possible action and outcome combinations Ω :

$$\underset{\mathbf{z}}{\text{minimize}} \quad \mathbf{e}^T \mathbf{z} \tag{10}$$

$$\text{subject to} \quad \sum_{(r,j) \in \Omega_\rho} z_{(r,j)} \geq 1 \tag{11}$$

$$\sum_{(r_i, j_i) \in \text{OR}(r_o, j_o)} z_{(r_i, j_i)} \geq z_{(r_o, j_o)}, \quad \forall (r_o, j_o) \in \Omega, \tag{12}$$

$$\sum_{(r_i, j_i) \in \text{NOTOR}(r_o, j_o)} (1 - z_{(r_i, j_i)}) \geq z_{(r_o, j_o)}, \quad \forall (r_o, j_o) \in \Omega, \tag{13}$$

$$z_{(r_i, j_i)} \geq z_{(r_o, j_o)}, \quad \forall (r_o, j_o) \in \Omega, (r_i, j_i) \in \text{AND}(r_o, j_o), \tag{14}$$

$$(1 - z_{(r_i, j_i)}) \geq z_{(r_o, j_o)}, \quad \forall (r_o, j_o) \in \Omega, (r_i, j_i) \in \text{NOTAND}(r_o, j_o), \tag{15}$$

$$z_{(r,j)} \in \{0, 1\}, (r, j) \in \Omega. \tag{16}$$

The optimal solution to the above finds one rewarding set through the value of \mathbf{z}^* , given by

$$\mathcal{P}(\mathbf{s}_{\text{root}}, \mathbf{s}_k) = \{(r, j) \subseteq \Omega : z_{(r,j)}^* = 1\} \tag{17}$$

²If more complicated relationships define the reward, it is trivial to add a rewarding dummy action with a single outcome and a cost of 0 with the necessary prerequisites to define the relationship.

from which the individual $\mathbf{s}_k \in \mathcal{S}_\rho$ can be extracted via the rewarding set to rewarding state relationship in Equation (3).

To find the next $\mathcal{P}(\mathbf{s}_{\text{root}}, \mathbf{s}_k)$ with $\mathbf{s}_k \in \mathcal{S}_\rho$, we must ensure that the rewarding states from previous iterations do not dominate \mathbf{s}_k . To do so, we add a cut to exclude the previous solution \mathbf{z}^* from the optimization problem,

$$\sum_{\left\{ (r,j) \subseteq \Omega: z_{(r,j)}^* = 1 \right\}} z_{(r,j)} \leq |\mathbf{z}^*| - 1, \quad (18)$$

and re-optimize until the MIO becomes infeasible. The set containing all $\mathcal{P}(\mathbf{s}_{\text{root}}, \mathbf{s}_k)$ computed using Equation (17) over the MIO instances is $\mathbb{P}(\mathbf{s}_{\text{root}})$, and the set containing the corresponding \mathbf{s}_k is the set of dominating reward states \mathcal{S}_ρ .

8.2 State indexing

One challenge when dealing with a large number of states is to be able to store and query them efficiently. We have developed a method to generate a unique numerical index for each state based on the domain of each element of the state vector,

$$\text{dom}(\mathbb{S}_i), \quad \forall i \in n, \quad (19)$$

extending the concept of domain for each dimension of $\mathbb{S} \in \mathbb{Z}^n$. Given that each $\text{dom}(\mathbb{S}_i)$ is finite, we can uniquely identify each possible state through the following formula for state index,

$$\text{index}(\mathbf{s}) = \sum_{i=1}^n \left(\sum_{x \in \text{dom}(\mathbb{S}_i)} \mathbb{I}(x \leq \mathbf{s}_i) \right) \prod_{j=1}^{i-1} |\text{dom}(\mathbb{S}_j)|. \quad (20)$$

This is equivalent to creating a custom basis. As a concrete example, if the possible states were belonging to a vector in $\{0, 1, \dots, 9\}^5$, this would be equivalent to mapping each state to an integer value between 0 and 99999. However, since in practice different elements of the state have different bases, we create a custom basis that is unique to any valid instance of the state vector.

This allows us to store states in our graphs or trees efficiently in a dictionary. In general, the big- \mathcal{O} time taken to query a well-hashed dictionary is $\mathcal{O}(1)$ with the worst case being $\mathcal{O}(n)$, where n is the number of elements in the dictionary. For comparison, for a list, the average case has the same performance as the worst case, which is $\mathcal{O}(n)$.