

The effects of Hessian eigenvalue spectral density type on the applicability of Hessian analysis to generalization capability assessment of neural networks

Nikita Gabdullin^{1,*}

¹*Joint Stock “Research and production company “Kryptonite”*

E-mail: n.gabdullin@kryptonite.ru

**corresponding author*

Abstract

Hessians of neural network (NN) contain essential information about the curvature of NN loss landscapes which can be used to estimate NN generalization capabilities. We have previously proposed generalization criteria that rely on the observation that Hessian eigenvalue spectral density (HESD) behaves similarly for a wide class of NNs. This paper further studies their applicability by investigating factors that can result in different types of HESD. We conduct a wide range of experiments showing that HESD mainly has positive eigenvalues (MP-HESD) for NN training and fine-tuning with various optimizers on different datasets with different preprocessing and augmentation procedures. We also show that mainly negative HESD (MN-HESD) is a consequence of external gradient manipulation, indicating that the previously proposed Hessian analysis methodology cannot be applied in such cases. We also propose criteria and corresponding conditions to determine HESD type and estimate NN generalization potential. These HESD types and previously proposed generalization criteria are combined into a unified HESD analysis methodology. Finally, we discuss how HESD changes during training, and show the occurrence of quasi-singular (QS) HESD and its influence on the proposed methodology and on the conventional assumptions about the relation between Hessian eigenvalues and NN loss landscape curvature.

Keywords: Neural networks, Hessian analysis, loss landscape, generalization.

1 Introduction

Generalization capabilities of neural networks (NNs) is an extremely important topic in modern Machine Learning (ML). It is commonly assumed that high generalization can be obtained by training NNs on large (possibly augmented) datasets aimed at accurate representation of significant data variability present “in the wild”. However, since there are no guarantees that models will generalize well, such approaches require to train numerous models with various hyperparameters to achieve satisfactory results, which makes them extremely computationally expensive. Hence, analysis methods that could provide some insight into generalization capabilities of NNs are very important. Such methods include analyzing loss landscapes [1, 2] and Hessian [3, 4] of NNs.

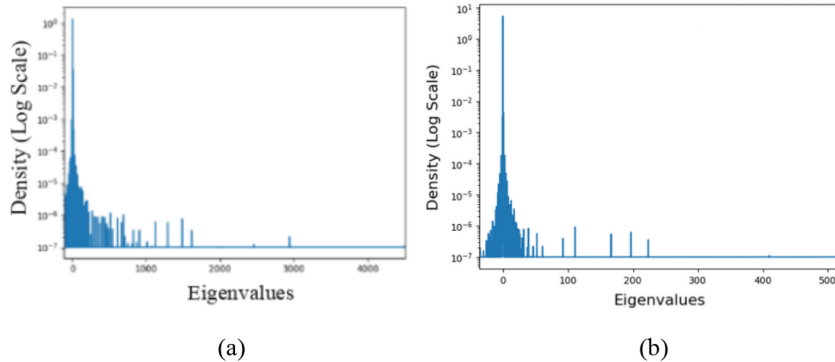


Figure 1: MP-HESDs of (a) ResNet18 [6] and (b) ViT small both trained on ImageNet.

We previously discussed how analyzing changes in Hessian eigenvalue spectral density (HESD) can be used to assess generalization capabilities of NN classifiers [5]. It was also shown that HESDs of NNs mostly exhibit typical behavior during training, with negative eigenvalue section gradually reducing in size while large outliers occur in the positive section. We refer to such HESDs as mainly positive (MP-HESD) in this paper. Furthermore, the growth in negative section of MP-HESD can indicate poor generalization when a trained NN model is tested on a different dataset. However, there are cases when NN HESD can mainly have negative eigenvalues (MN-HESD), so the proposed criteria predict poor generalization, but in reality, such NNs may still generalize very well. In this paper we discuss the origins of MN-HESD and study whether Hessian analysis methodology [5] can be applied to analyze such cases.

Firstly, we verify that NNs typically have MP-HESD for a vast range of NNs trained under different conditions. Secondly, we show that MN-HESD is, in particular, a consequence of some external manipulation with the gradients during NN training, which makes the proposed Hessian analysis unreliable. Therefore, we conclude that the proposed HESD methodology [5] cannot be used to analyze NNs with MN-HESDs. Therefore, a HESD type check becomes important, and we propose a HESD type criterion along with a threshold value for HESD type determination. The proposed criterion is combined with the previously proposed ones, forming a unified generalization assessment methodology.

The rest of the paper is organized as follows: Section 2 discusses HESD types and formulates a MP-HESD criterion, Section 3 studies the factors that influence HESD type and discusses MN-HESD origins, Section 4 discusses the effects of HESD change during training on generalization criteria and presents an updated generalization assessment algorithm, and Section 5 concludes the paper.

2 HESD types and MP-HESD criterion

2.1 MP- and MN-HESDs

It was observed in [5] that HESDs of NNs are symmetrical upon random initialization, with the negative section of HESD shrinking and the positive one growing during training. This results in MP-HESDs of trained NNs similar to those shown in Figure 1. Such HESDs have been also reported in literature for CNNs [4] and Transformers [7], including Visual Transformers

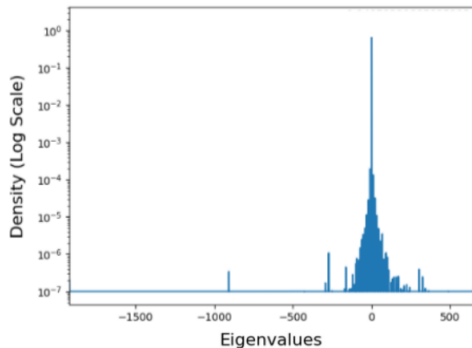


Figure 2: MN-HESD of VIT trained in [10]. Whereas large negative section typically suggests poor training, this VIT has 88% training and 82% generalization accuracies.

(VITs) [8] and Generative Pre-trained Transformers (GPTs) [9], making them typical for a large group of NNs.

However, it was also reported in [5] that NNs might have HESDs which do not follow the above rules. Specifically, it was observed that VIT trained in [10] has HESD shown in Figure 2 which, according to proposed criteria, indicates a poorly trained NN. Nevertheless, this VIT had a rather high 88% accuracy on ImageNet-1k [11] and a remarkable 82% generalization accuracy on ImageNet-v2 [12].

This observation gives rise to several important questions: what factors lead to MN-HESDs formation, and do MN-HESDs always rules out the proposed criteria deductions about good generalization on MP-HESDs only? To answer these questions, we first need to take a look at the way specific VITs were trained. There was a large group of VITs trained with a specific goal of achieving high generalization accuracy. It involved pre-training on augmented ImageNet-21k [11] with Adam [13] followed by fine-tuning with SGD with momentum [14] on ImageNet-1k. In the following Section we will go through all training stages in [10] to study their influence on HESD type: optimizer choice, fine-tuning, data augmentation.

2.2 MP-HESD criterion

To facilitate the HESD type assessment we propose the following criterion

$$C_t = \frac{\min(\lambda_{\text{neg}})}{\max(\lambda_{\text{pos}})} \quad (1)$$

where λ_{neg} and λ_{pos} are negative and positive Hessian eigenvalues, respectively. Assuming the existence of negative eigenvalues, this criterion is identical (up to a sign) to generalization criterion r_e proposed in [5]. Since random initialization HESDs are symmetrical and negative section always decreases for MP- HESDs, one might assume that the MP-HESD threshold value for C_t is -1. However, it has been shown in [5] that it can actually be higher for some NNs (especially when BatchNorm and Dropout layers are present), reaching as high as -0.73 for ResNet18 in evaluation mode. Therefore, it is proposed to have a small safety margin and use -0.6 as the threshold value, leading to the following condition for MP-HESD of trained NNs

Table 1. HESD type and accuracy for NN trained on different datasets with different optimizers.

Model	Training dataset	Test dataset	Optimizer	HESD type	Training accuracy, %	Generalization accuracy, %
ResNet20	cinic	cifar	AdamW	MP	99	55
ResNet20	cinic	cifar	SGD mom	MP	99	54
VIT small	cinic	cifar	AdamW	MP	99	54
VIT small	cinic	cifar	SGD	MP	99	43
VIT small	cinic	cifar	SGD mom	MP	99	50

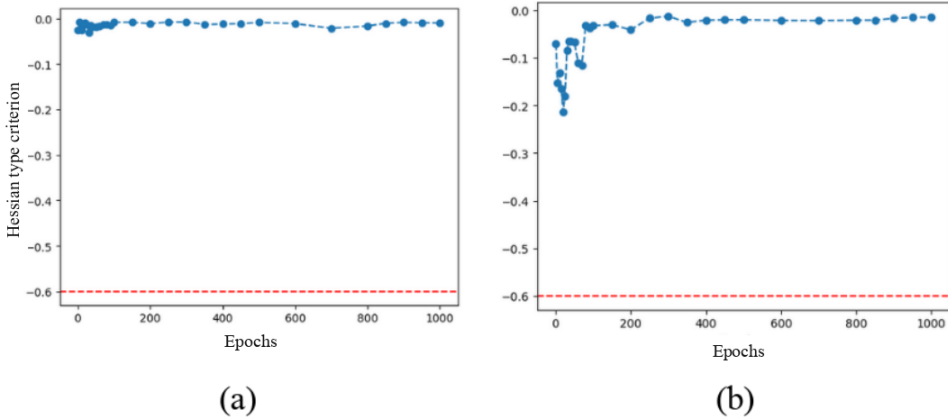


Figure 3: HESD criterion C_t values for (a) ResNet18 trained with AdamW and (b) VIT small trained with SGD with momentum on cinic. Points above the red line indicate belonging to MP-HESD type.

$$C_t > -0.6 \tag{2}$$

3 Factors influencing HESD type

3.1 The influence of optimizer choice on HESD type

Several experiments involving training VIT small and ResNet20 on Cinic10 [15] using SGD (with and without momentum) and Adam with weight decay (AdamW [16]) were conducted to study the influence of optimizer choice on HESD type. Table 1 summarizes the experiments showing that the condition (2) is satisfied in all experiments, indicating MP-HESDs. Figure 3 shows that HESD type does not change throughout training. The experimental procedure follows the one described in Section 4 in [5]. Hereafter we refer to Cinic10 without Cifar10 images as cinic [5], to Cifar10 [17] as cifar, to ImageNet-1k as 1k, and to ImageNet-v2 as iv2.

3.2 Training and fine-tuning

Training models on ImageNet-1k with AdamW and fine-tuning them on cinic with SGD with momentum (following the procedure in [10]) was performed to investigate whether fine-tuning

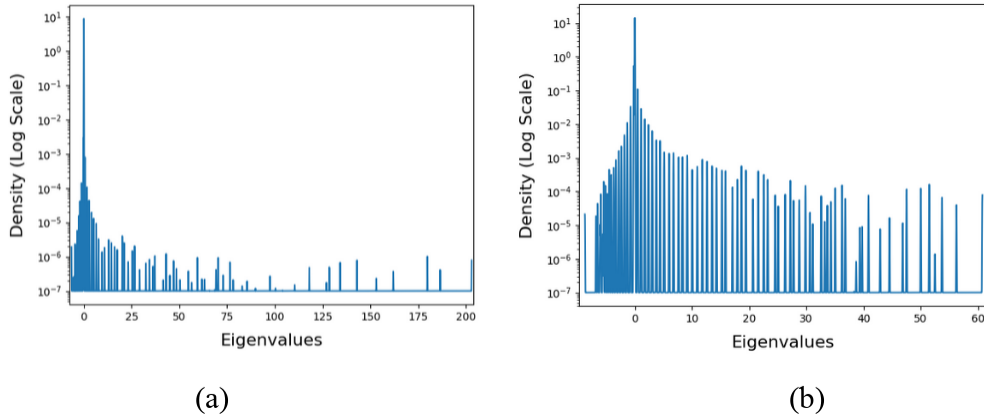


Figure 4: HESD of VIT after fine-tuning (a) all and (b) only input and classifier layer weights.

Table 2. HESD type and accuracy for VIT trained on ilk, fine-tuned on cinic and tested on cifar.

Model	Training dataset	Tuning dataset	Test dataset	Optimizer	Frozen weights	HESD type	Train acc., %	Gen. acc., %
VIT	ilk	cinic	cifar	SGD	no	MP	99	35
VIT	ilk	cinic	cifar	SGD	yes	MP	84	30
VIT	ilk	cinic	cifar	SGD mom	no	MP	99	40
VIT	ilk	cinic	cifar	SGD mom	yes	MP	91	31

from pre-trained state might result in MN-HESDs. Since input size and the number of classes are different in the studied datasets, both input and classifier layers were altered in NNs after pre-training. Fine-tuning was conducted in two regimes: fine-tuning all weights with low learning rate, and freezing all pre-trained weights except those belonging to modified layers.

The results summarized in Table 2 show MP-HESDs for all experiments. Figure 4 shows that HESDs are different when pre-trained weights are frozen compared to full fine-tuning. In our experiments the latter results in higher generalization accuracy.

3.3 Data augmentation

Following the methodology in [10], RandAugment [18] and specifically aug_light1 was used for data augmentation in our experiments. Table 3 shows MP-HESDs for all experiments. It also shows that generalization accuracy increases significantly when data augmentation is used, verifying the results reported in [10].

3.4 MN-HESD of VIT trained with AdaHessian

The inability to obtain MN-HESD in previous experiments has inspired us to conduct experiments with an optimizer which is directly linked to Hessian analysis – AdaHessian [19]. It uses Hessian diagonal approximation for gradient rescaling and rotation in weight update. This is similar to using Hessian axes to choose the optimization direction in weight space when traversing the loss landscape of NNs [4, 20].

Table 3. HESD type and accuracy for VIT trained with data augmentation.

Model	Training dataset	Test dataset	Optimizer	HESD type	Training accuracy, %	Generalization accuracy, %
VIT small	cinic	cifar	AdamW	MP	99	75
VIT small	cinic	cifar	SGD	MP	95	60
VIT small	cinic	cifar	SGD mom	MP	97	73
VIT Small	ilk	iv2	AdamW	MP	89	46

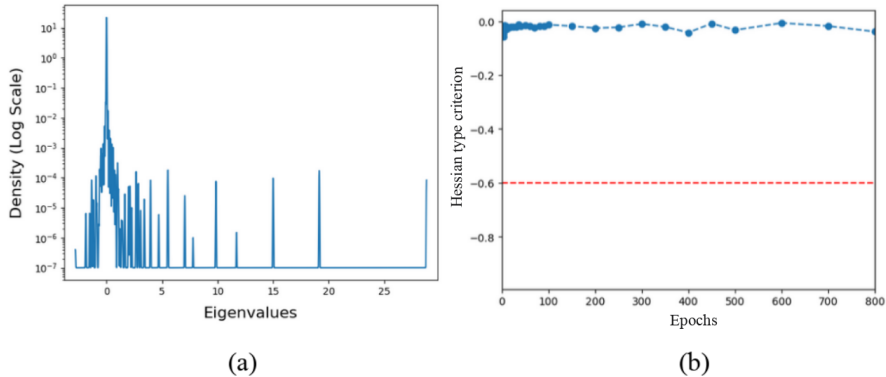


Figure 5: (a) MP-HESD of ResNet20 trained on cinic with AdaHessian and (b) training C_t .

Figure 5 shows HESD and C_t for ResNet20 trained on cinic, indicating MP-HESD throughout training. However, this is not the case for VIT trained on cinic. Figure 6 (a) shows MP-HESD for some epochs. However, Figure 6 (b) shows that MN-HESD can occur for a neighboring epoch. Figure 6 (c) further illustrates this by showing how C_t and HESD type change between epochs.

Table 4 also shows that generalization accuracy of VIT trained with AdaHessian is lower than that obtained with AdamW. This means that MN-HESD is not an indicator of NN generalization capabilities, answering one of the main questions posed in Section 1.

However, it remains unclear what influences the type of HESD. The hint is in the difference between ResNet20 and VIT training with AdaHessian, which includes spatial averaging

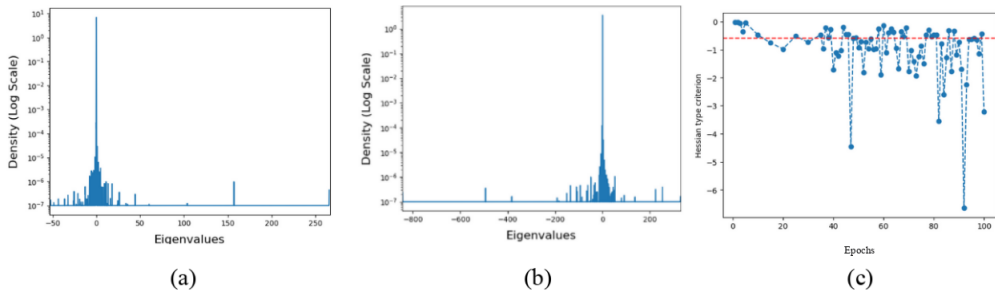


Figure 6: HESD types of VIT trained on cinic with AdaHessian: (a) MP-HESD for epoch 86, (b) MN-HESD for epoch 87, and (c) changes in C_t with epochs. Every point below the red threshold line in (c) indicates MN-HESD.

Table 4. HESD type and classification accuracies of VITs trained with different optimizers.

Model	Training dataset	Test dataset	Optimizer	HESD type	Training accuracy, %	Generalization accuracy, %
VIT small	cinic	cifar	AdamW	MP	99	54
VIT small	cinic	cifar	SGD	MP	99	43
VIT small	cinic	cifar	SGD mom	MP	99	50
VIT small	cinic	cifar	AdaHessian	MN	99	49

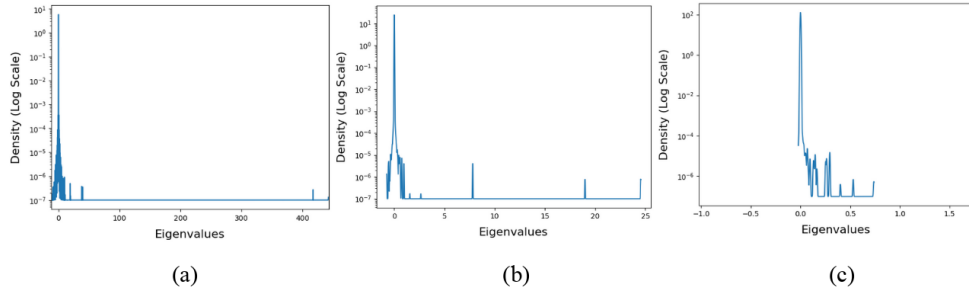


Figure 7: HESDs of VIT trained on cinic with AdamW at (a) 100th, (b) 250th, and (c) 450th epoch.

in Hessian diagonal approximation D calculation [19]. This is done to reduce noise sensitivity of the second order optimization algorithms. For CNNs this results in averaging on a scale of convolutional filters, which are commonly 3×3 , 5×5 , or 7×7 . However, for VITs this leads to averaging over the hidden dimension, which in case of VIT small is 384. This leads to individual gradients, and their values being obtained after AdaHessian averaging, being significantly different for attention layers, which are major contributors to the total HESD [7]. Since HESD evaluation algorithm does not account for optimizer operations, the gradients it uses give a perspective very different from the expected one. It should be stressed that this effect has no tangible influence on normal operating regimes of NNs with MN-HESDs, since gradients are not used for inference.

Therefore, MN-HESDs are a consequence of external gradient manipulation. While it cannot be verified exactly, we conclude that in case of MN-HESD VIT from [10] gradient clipping at global norm 1 results in HESD distortion and MN-HESD for some epochs. Similar to the previously discussed case of AdaHessian, it leads to gradients used by the optimizer and the ones used in Hessian calculations being different. This observation can be generalized further, meaning that Hessian analysis methodology becomes less reliable when any operation that significantly affects gradients is used during training.

4 Applicability of the HESD generalization criteria

4.1 Excessive training and quasi-singular HESD

Whereas previous results show that MP-HESD are typical for the majority of studied cases, there is an additional peculiarity that occurs when NN is being trained after final accuracy has already been reached. This leads to eigenvalues decreasing with epochs, an effect that

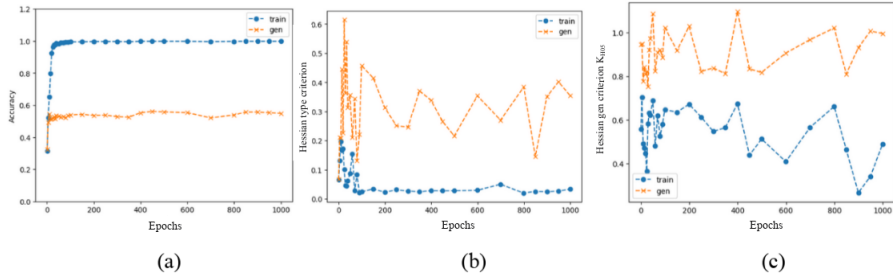


Figure 8: Changes in Hessian generalization criteria [5] with epochs for VIT trained on cinic with AdamW, (a) r_e and (b) K_{H05} .

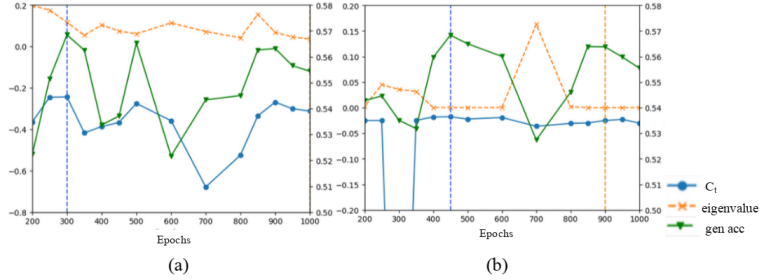


Figure 9: Maximum eigenvalue, C_t , and generalization accuracy of (a) ResNet20 and (b) VIT trained on cinic and generalized to cifar.

has previously been theorized in [3]. The results shown in Figure 7 indicate that eigenvalues indeed become smaller and HESD width decreases during excessive training. This results in quasi-singular (QS) HESD with all of its eigenvalues tending to zero (see Figure 7 (c)). However, training and generalization accuracies of cinic-trained VIT shown in Figure 8 (a) remaining practically unchanged.

However, HESD generalization criteria r_e and K_{H05} [5] are not actually affected by these HESD changes. Figures 8 (b) and (c) show that while the criteria values do change, their changes for train and generalization datasets are proportional, meaning that their difference always indicates poor generalization (which is indeed the case, as shown in Figure 8 (a)). Nevertheless, the changes in HESD shown in Figure 7 could also motivate future research of criteria that are not affected or are less susceptible to the changes in HESDs with epochs.

4.2 Comparing maximum eigenvalue and C_t as generalization criteria

Maximum Hessian eigenvalue, and sometimes Hessian trace, are conventionally believed to be good indicators of loss landscape flatness and generalization capability of NNs [1,3]. That is, the smaller the maximum eigenvalue the more flat the loss landscape becomes, which has been shown to lead to better generalization [1]. However, the previous Section shows that eigenvalues can decrease drastically at nearly constant generalization accuracy simply due to excessive training. That is, one could hypothetically obtain any eigenvalues or trace of Hessian matrix without affecting NN’s generalization capability, as Figures 7 and 8 show.

On the contrary, the proposed criterion C_t does not become degenerate for QS-HESDs, and it is more stable between epochs. It also can be used to choose weights that provide

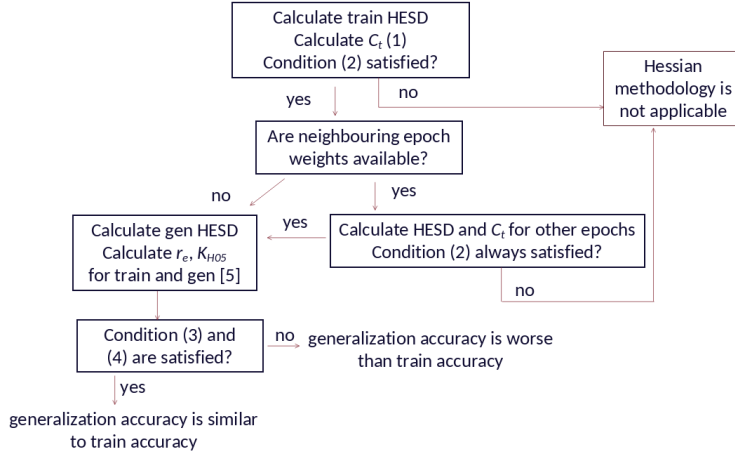


Figure 10: Hessian generalization criteria application algorithm.

better generalization: among weights with nearly the same training accuracy, the ones with the highest C_t should be chosen. Geometrically this means choosing a model which loss landscape has the least *ratio* of negative and positive curvatures.

Figure 9 compares the use of lowest maximum eigenvalue and maximum C_t criteria for weight choice for ResNet20 and VIT trained with AdamW on cinic and tested on cifar. Figure 9 (a) shows that eigenvalue method predicts best result for 1000th epoch which provides 55.4% generalization accuracy. However, C_t method predicts best results for 300th epoch with 56.9% generalization accuracy. Here the proposed method allows to choose weights with 1.5% better generalization accuracy at an earlier epoch.

Similarly, Figure 9 (b) shows 56.4% generalization accuracy obtained using eigenvalue method at 900th epoch and 56.8% generalization accuracy for 450th epoch chosen using the C_t method. Whereas these results are close, C_t method is still slightly more accurate when finding weights with better generalization at earlier epochs.

4.3 Updated HESD generalization assessment methodology

It was previously discussed in [5] how changes in HESD generalization criteria can be used to assess generalization capabilities of NNs. In this Section we also provide numerical conditions that should be satisfied to indicate good generalization

$$\Delta r_e = \frac{r_{e.gen}}{r_{e.train}} < 1.5 \quad (3)$$

$$\Delta K_{H05} = \frac{K_{H05.gen}}{K_{H05.train}} < 1.2 \quad (4)$$

Since HESD generalization criteria rely heavily on the fact that the ratio between negative and positive HESD sections can be used as an indicator of NN training and generalization quality, they can only be applied to MP-HESD NNs. Therefore, HESD type check (2) is needed to determine whether criteria (3) and (4) can be applied to analyze NN generalization. Figure 10 summarizes the updated algorithm for Hessian-based generalization capability assessment.

5 Conclusions

This paper has shown that determining HESD type is essential for assessing the applicability of HESD analysis to studying generalization capabilities of NNs. It has been shown that MP-HESDs are typical in training and fine-tuning and are not affected by the choice of NN classifier model, optimizer, dataset, preprocessing, and augmentation methods. MN-HESDs occur when external gradient manipulation takes place, such as averaging, normalization, or rescaling of large groups of gradients. Since the extent of such manipulations is hard to predict, the proposed Hessian methodology becomes unreliable and its use is not recommended in these cases. However, HESD generalization criteria can provide valuable insight into the generalization capabilities of MP-HESD NNs. In this paper HESD type criterion is proposed which, when combined with previously proposed generalization assessment criteria, completes the NN generalization assessment method for MN-HESD NNs.

Acknowledgement

The author would like to thank his colleagues Dr Anton Raskovalov, Dr Igor Netay, and Ilya Androsov for fruitful discussions, and Vasily Dolmatov for discussions and project supervision.

References

- [1] H. Li, Z. Xu, G. Taylor, C. Studer, and T. Goldstein, “Visualizing the loss landscape of neural nets,” 2018. [Online]. Available: <https://arxiv.org/abs/1712.09913>
- [2] D. J. Im, M. Tao, and K. Branson, “An empirical analysis of the optimization of deep network loss surfaces,” 2017. [Online]. Available: <https://arxiv.org/abs/1612.04010>
- [3] S. Fort and S. Ganguli, “Emergent properties of the local geometry of neural loss landscapes,” 2019. [Online]. Available: <https://arxiv.org/abs/1910.05929>
- [4] Z. Yao, A. Gholami, K. Keutzer, and M. Mahoney, “Pyhessian: Neural networks through the lens of the hessian,” 2020. [Online]. Available: <https://arxiv.org/abs/1912.07145>
- [5] N. Gabdullin, “Investigating generalization capabilities of neural networks by means of loss landscapes and hessian analysis,” 2025. [Online]. Available: <https://arxiv.org/abs/2412.10146>
- [6] K. He, X. Zhang, S. Ren, and J. Sun, “Deep residual learning for image recognition,” 2015. [Online]. Available: <https://arxiv.org/abs/1512.03385>
- [7] Y. Zhang, C. Chen, T. Ding, Z. Li, R. Sun, and Z.-Q. Luo, “Why transformers need adam: A hessian perspective,” 2024. [Online]. Available: <https://arxiv.org/abs/2402.16788>
- [8] A. Dosovitskiy, L. Beyer, A. Kolesnikov, D. Weissenborn, X. Zhai, T. Unterthiner, M. Dehghani, M. Minderer, G. Heigold, S. Gelly, J. Uszkoreit, and N. Houlsby, “An image is worth 16x16 words: Transformers for image recognition at scale,” 2021. [Online]. Available: <https://arxiv.org/abs/2010.11929>

- [9] A. Radford and K. Narasimhan, “Improving language understanding by generative pre-training,” 2018. [Online]. Available: <https://api.semanticscholar.org/CorpusID:49313245>
- [10] A. Steiner, A. Kolesnikov, X. Zhai, R. Wightman, J. Uszkoreit, and L. Beyer, “How to train your vit? data, augmentation, and regularization in vision transformers,” 2022. [Online]. Available: <https://arxiv.org/abs/2106.10270>
- [11] J. Deng, W. Dong, R. Socher, L.-J. Li, K. Li, and L. Fei-Fei, “Imagenet: A large-scale hierarchical image database,” in *2009 IEEE Conference on Computer Vision and Pattern Recognition*, 2009, pp. 248–255.
- [12] B. Recht, R. Roelofs, L. Schmidt, and V. Shankar, “Do imagenet classifiers generalize to imagenet?” 2019. [Online]. Available: <https://arxiv.org/abs/1902.10811>
- [13] D. P. Kingma and J. Ba, “Adam: A method for stochastic optimization,” 2017. [Online]. Available: <https://arxiv.org/abs/1412.6980>
- [14] S. Ruder, “An overview of gradient descent optimization algorithms,” 2017. [Online]. Available: <https://arxiv.org/abs/1609.04747>
- [15] L. N. Darlow, E. J. Crowley, A. Antoniou, and A. J. Storkey, “Cinic-10 is not imagenet or cifar-10,” 2018. [Online]. Available: <https://arxiv.org/abs/1810.03505>
- [16] I. Loshchilov and F. Hutter, “Decoupled weight decay regularization,” 2019. [Online]. Available: <https://arxiv.org/abs/1711.05101>
- [17] A. Krizhevsky and G. Hinton, “Learning multiple layers of features from tiny images,” University of Toronto, Toronto, Ontario, Tech. Rep. 0, 2009. [Online]. Available: <https://www.cs.toronto.edu/~kriz/learning-features-2009-TR.pdf>
- [18] E. D. Cubuk, B. Zoph, J. Shlens, and Q. V. Le, “Randaugment: Practical automated data augmentation with a reduced search space,” 2019. [Online]. Available: <https://arxiv.org/abs/1909.13719>
- [19] Z. Yao, A. Gholami, S. Shen, M. Mustafa, K. Keutzer, and M. W. Mahoney, “Adahessian: An adaptive second order optimizer for machine learning,” 2021. [Online]. Available: <https://arxiv.org/abs/2006.00719>
- [20] L. Böttcher and G. Wheeler, “Visualizing high-dimensional loss landscapes with hessian directions,” *Journal of Statistical Mechanics: Theory and Experiment*, vol. 2024, no. 2, p. 023401, feb 2024. [Online]. Available: <https://dx.doi.org/10.1088/1742-5468/ad13fc>