

# TILELANG: A Composable Tiled Programming Model for AI Systems

LEI WANG<sup>†◊§</sup>, Peking University, China  
 YU CHENG<sup>†◊§</sup>, Peking University, China  
 YINING SHI<sup>†§</sup>, Peking University, China  
 ZHENGJU TANG<sup>†</sup>, Peking University, China  
 ZHIWEN MO<sup>‡◊\*</sup>, Imperial College London, United Kingdom  
 WENHAO XIE<sup>‡◊\*</sup>, Peking University, United States  
 LINGXIAO MA<sup>◊</sup>, Microsoft Research, China  
 YUQING XIA<sup>◊</sup>, Microsoft Research, China  
 JILONG XUE<sup>◊</sup>, Microsoft Research, China  
 FAN YANG<sup>◊</sup>, Microsoft Research, China  
 ZHI YANG<sup>†</sup>, Peking University, China

Modern AI workloads rely heavily on optimized computing kernels for both training and inference. These AI kernels follow well-defined data-flow patterns, such as moving tiles between DRAM and SRAM and performing a sequence of computations on those tiles. However, writing high-performance kernels remains complex despite the clarity of these patterns. Achieving peak performance requires careful, hardware-centric optimizations to fully leverage modern accelerators. While domain-specific compilers attempt to reduce the burden of writing high-performance kernels, they often struggle with usability and expressiveness gaps.

In this paper, we present TILELANG, a generalized tiled programming model for more efficient AI Kernel programming. **TILELANG decouples scheduling space (thread binding, layout, tensorize and pipeline) from dataflow, and encapsulated them as a set of customization annotations and primitives.** This approach allows users to focus on the kernel’s data-flow itself, while leaving most other optimizations to compilers. We conduct comprehensive experiments on commonly-used devices, across numerous experiments, our evaluation shows that TILELANG can achieve state-of-the-art performance in key kernels, demonstrating that its unified block-and-thread paradigm and transparent scheduling capabilities deliver both the power and flexibility demanded by modern AI system development.

## 1 INTRODUCTION

Over the past few years, the pursuit of higher performance in AI workloads[13, 16, 17, 23] has accelerated the development of specialized kernels[4, 6, 11, 12] that drive both training and inference. Matrix multiplication, in particular, underpins a broad spectrum of neural network architectures, from straightforward feed-forward layers to massive Transformer-based models. To address the significant computational burden of these networks, custom kernels such as FlashAttention[19] have emerged to optimize attention mechanisms, reducing memory overhead and enhancing processing throughput. Nonetheless, achieving high efficiency on evolving accelerator hardware hinges on a nuanced blend of hardware-aware design and intricate tuning—challenges that have spurred a growing interest in more expressive domain-specific compilers.

---

§Equal contributions.

Authors’ Contact Information: [Lei Wang<sup>†◊§</sup>](mailto:leiwang1999@outlook.com), leiwang1999@outlook.com, Peking University, Beijing, China; [Yu Cheng<sup>†◊§</sup>](mailto:yucheng@pku.edu), yucheng@pku.edu, Peking University, Beijing, China; [Yining Shi<sup>†§</sup>](mailto:yiningshi@pku.edu), yiningshi@pku.edu, Peking University, Beijing, China; [Zhengju Tang<sup>†</sup>](mailto:zhengjutang@pku.edu), zhengjutang@pku.edu, Peking University, Beijing, China; [Zhiwen Mo<sup>‡◊\\*</sup>](mailto:zhiwen.mo25@imperial.ac.uk), zhiwen.mo25@imperial.ac.uk, Imperial College London, London, United Kingdom; [Wenhao Xie<sup>‡◊\\*</sup>](mailto:wenhao@stu.pku.edu), wenhao@stu.pku.edu, Peking University, London, United States; [Lingxiao Ma<sup>◊</sup>](mailto:lingxiaoma@microsoft.com), lingxiaoma@microsoft.com, Microsoft Research, Beijing, China; [Yuqing Xia<sup>◊</sup>](mailto:yuqingxia@microsoft.com), yuqingxia@microsoft.com, Microsoft Research, Beijing, China; [Jilong Xue<sup>◊</sup>](mailto:jilongxue@microsoft.com), jilongxue@microsoft.com, Microsoft Research, Beijing, China; [Fan Yang<sup>◊</sup>](mailto:fanyang@microsoft.com), fanyang@microsoft.com, Microsoft Research, Beijing, China; [Zhi Yang<sup>†</sup>](mailto:zhiyang@pku.edu), zhiyang@pku.edu, Peking University, Beijing, China.

Deep learning kernels are typically represented as data-flow patterns that involve moving tiles between DRAM and SRAM and executing sequences of computations on these tiles. Despite the apparent clarity of these patterns, crafting high-performance kernels remains challenging because developers must manually address several key optimizations:

- **Thread Binding.** Binding refers to the process of mapping tile operations and data to the appropriate thread. In modern accelerator architectures—such as GPUs—this involves the careful allocation of tasks across thread blocks, warps, and individual threads to maximize parallelism and minimize load imbalance. An optimal binding strategy enhances data locality and reduces overhead associated with thread synchronization and divergence, thereby contributing to improved computational throughput.
- **Memory Layout.** Memory layout optimization entails the systematic organization of data in physical memory to eliminate bank conflicts and ensure efficient access patterns. As demonstrated by recent work [14, 18], this process often requires transforming the natural data representation into a tiled or blocked format that aligns with the architecture’s memory subsystem. Such reorganization facilitates coalesced accesses and effective cache utilization, thereby reducing memory latency and enhancing overall system performance.
- **Intrinsic Tensorization.** Leveraging intrinsic functions entails the direct utilization of target-specific instructions optimized for performance. Modern processors and accelerators provide specialized operations—such as Tensor Core[2] and Matrix Core[1]—that can perform multiple arithmetic operations simultaneously, along with mechanisms like vector copy and asynchronous copy to better utilize bandwidth. Employing these intrinsic instructions requires precise management of data types, memory alignment, and control flow to fully exploit the hardware’s computational capabilities, leading to significant speedups in critical kernel operations.
- **Pipeline.** Pipelining is the technique of overlapping data movement with computation to mitigate memory access latencies. By concurrently scheduling data transfers and computational tasks, pipelining ensures that processing units remain active and that idle periods due to memory latency are minimized. In advanced Nvidia Hopper architecture, Tensor Memory Accelerator (TMA)[10] can facilitate this process by enabling asynchronous process for different compute units—such as CUDA Cores and Tensor Cores—further enhancing concurrency.

Although recent domain-specific compilers for AI workloads [7, 24, 25] have greatly simplified the creation of high-performance kernels, they still intertwine most low-level optimizations with the kernel implementation, even when the dataflow is explicitly exposed. Triton [20], for example, supplies intuitive block-level primitives but hides thread behavior, memory layout, and address-space annotations behind automatically generated strategies. This abstraction eases programming, yet it hampers experienced developers who seek to extract maximum performance—for instance, when implementing matrix multiplication with quantized weights. Such kernels typically demand inline assembly to perform vectorized datatype conversions [15] and custom data layouts carefully aligned with hardware-specific memory buffers [21]. While Triton provides vectorized operations such as `t1.dot`, extending them to bespoke use cases—e.g., by registering handcrafted high-performance tile operators through PTX—remains cumbersome. Furthermore, even though Triton exposes a user-friendly pipeline knob (`num_stage`), it does not allow users to define an entirely custom pipeline. Consequently, domain experts are constrained in developing kernels that require explicit control over memory hierarchies and other fine-grained optimizations.

To address these limitations, we propose **TILELANG**, a programming model that retains the simplicity of Triton while offering even greater flexibility. **TILELANG** is designed to provide users

with fine-grained control over the scheduling space to achieve higher performance. We argue that a key enabler for this is the decoupling of dataflow and scheduling: users focus solely on defining the dataflow using composable tile operators, while the compiler is responsible for exploring and applying scheduling strategies. When the compiler’s default optimizations fall short, users can exert more precise control at the frontend. We introduce a composable tiled programming abstraction in which core computation patterns—such as GEMM, COPY, ATOMIC, and REDUCE—are expressed using tile operators. These operators define the kernel’s dataflow independently of scheduling decisions. In parallel, a set of scheduling primitives and annotations are provided to capture further optimizations, giving users the option to either rely on compiler-generated schedules or manually fine-tune performance-critical aspects of the kernel.

To improve the usability of TILELANG, we have implemented the frontend language in Python for a flexible programming style with minimal type annotations. Additionally, we introduce a compiler for TILELANG that translates user-defined programs into highly optimized low-level code for efficient execution on modern hardware. The compiler automates key optimizations, reducing the manual effort required for performance tuning. In summary, our contributions are as follows:

- (1) **Tile-Level Programming Language.** We designed a tile-level programming language that allows users to explicitly declare the placement of buffers within the hardware memory hierarchy. By leveraging a Layout Inference mechanism, the system abstracts away the complexity of efficiently parallelizing buffer operations while exposing thread-level control interfaces, enabling experts to precisely manage how each thread interacts with the buffers.
- (2) **Compiler with Automated Optimization.** We provided an accompanying compiler for TILELANG, which includes a series of automated compilation passes. These passes encompass features such as automatic parallelization through a Layout Inference mechanism, dynamic parameter simplification for kernel libraries, automatic pipeline derivation, and loop tail splitting optimizations for dynamic shapes. This compiler ensures that TILELANG programs are both highly efficient and easy to write.
- (3) **State-of-the-Art Performance.** Empirical evaluations on real-world AI kernels demonstrate that TILELANG achieves performance comparable to, and sometimes exceeding, that of specialized vendor libraries and other DSL-based approaches such as Triton, across both NVIDIA and AMD GPUs.

In the remainder of this paper, we present the design and implementation of TileLang. We begin by describing the language syntax and underlying programming model. We then detail the TileLang JIT compiler architecture, covering both hardware-agnostic and hardware-aware optimizations. Finally, we compare TileLang against existing efforts and conclude by summarizing our findings and outlining future directions for this unified approach to high-performance AI kernel development. We have open-sourced TILELANG<sup>1</sup>.

## 2 A TILELANG Example

Existing machine learning compilers that separate scheduling from computation, such as TVM, require users to explicitly distinguish between computation and scheduling. Additionally, users must manually register new tensor instructions and specify buffer layouts to achieve optimal performance. However, writing and understanding scheduling programs remains challenging. Although modern frameworks like Triton allow users to focus on tile-level programming, their dataflow representation is often unclear, and they require the use of certain workarounds—such as masked conditional loads—or hardware-specific features like Tensor Memory Accelerator (TMA). While frameworks such as ThunderKitten abstract programs into a tile-granular combination of load,

<sup>1</sup><https://github.com/tile-ai/tilelang>

<pre> @'.prim_func def Matmul(A: T.Tensor, B: T.Tensor, C: T.Tensor):     # Buffer Allocation     A_shared = T.decl_buffer((4096,), "float16", "shared")     B_shared = T.decl_buffer((4096,), "float16", "shared")     # Lower fragment buffer to threads     C_local = T.decl_buffer((128), "float16", "local")     # Thread binding     bx = T.thread_binding(128, "blockIdx.x")     by = T.thread_binding(128, "blockIdx.y")     tid = T.thread_binding(128, "threadIdx.x")      # ... Initialize C_local     for i in T.unroll(128):         C_local[i] = T.float32(0)      # Main Loop with Expanded Pipeline     for i in T.unroll(4):         T.cp_async(A, A_shared, 16)     # ... Copy B to B_shared     T.cp_async_commit(0)      for ko in range(31):         T.cp_async_wait(0)         T.gemm_ss(A_shared, B_shared, C_local,                 128, 128, 32, 2, 2)         for i in T.unroll(4):             T.cp_async(A, A_shared, 16)         # ... Copy B to B_shared         T.cp_async_commit(0)     # ... Compute the last stage     T.copy(C_local, C) </pre>	<pre> 1 import tilelang.language as T 2 # Algorithm Specification 3 M, N, K = 1024, 1024, 1024 4 block_M, block_N, block_K = 128, 128, 32 5 num_stages = 1 6 threads = 128 7 8 def Matmul(A: T.Tensor, B: T.Tensor, C: T.Tensor): 9     with T.Kernel( 10         N // block_M, M // block_N, threads=threads 11     ) as (bx, by): 12         # Buffer Allocation 13         A_shared = T.alloc_shared(block_M, block_K) 14         B_shared = T.alloc_shared(block_K, block_N) 15         C_local = T.alloc_fragment(block_M, block_N) 16 17         # Initialize C_local 18         T.clear(C_local) 19 20         # Main Loop with Pipeline Annotation 21         for k in T.Pipelined(K // block_K, num_stages): 22             T.copy(A[by = block_M, k = block_K], A_shared) 23             T.copy(B[k = block_K, bx = block_M], B_shared) 24             T.gemm(A_shared, B_shared, C_local) 25 26         # Copy the result to the output buffer 27         T.copy(C_local, C[by = block_M, bx = block_N]) 28 29 program = Matmul(A, B, C) 30 # Compile 31 kernel = tilelang.compile(program, target="cuda") 32 </pre>	<pre> #include &lt;tl_templates/cuda/gemm.h&gt; #include &lt;tl_templates/cuda/copy.h&gt;  __global__ void main_kernel(     const __half* __restrict__ A,     const __half* __restrict__ B,     __half* __restrict__ C,     int m, int n, int k){     extern __shared__ __align__(1024) uchar buf_dyn_shmem[];     half* AShared = ...;     const __half* BShared = ...;     half* BShared = ...;     float C_local[128];     // Initialize C_local     ...     // Main Loop with Pipeline     tl::cp_async_gs&lt;16&gt;(AShared, A);     tl::cp_async_gs&lt;16&gt;(BShared, B);     tl::cp_async_commit();     for (int ko = 0; ko &lt; 31; ++ko) {         tl::cp_async_wait&lt;0&gt;();         __syncthreads();         Tl::gemm_ss&lt;128, 128, 32, 2, 2&gt;(AShared, BShared, C_local);         __syncthreads();         tl::cp_async_gs&lt;16&gt;(AShared, A);         tl::cp_async_gs&lt;16&gt;(BShared, B);     }     tl::cp_async_wait&lt;0&gt;();     __syncthreads();     Tl::gemm_ss&lt;128, 128, 32, 2, 2&gt;(AShared, BShared, C_local);     // Copy C_local to C     ... } </pre>
(a) An example TileLang Program	(b) Intermediate Tensor IR	(c) The generated CUDA code

Fig. 1. An example TILELANG program and the corresponding lowered ir and generated cuda c code. The code snippets are simplified for demonstration purposes.

compute, store, and synchronization operations, their dataflow remains insufficiently transparent, limiting users' ability to apply further optimizations. Moreover, with the widespread adoption of Python-based deep learning frameworks [3, 22], manually translating models into C++ for optimization is impractical. Therefore, in designing TILELANG, we emphasize three key principles: (1) **Pythonic design**, which integrates seamlessly with the Python ecosystem, providing a familiar coding experience and reducing the learning curve; (2) **Dataflow-centric**, which enables users to focus primarily on dataflow while abstracting away low-level scheduling complexities. It decouples scheduling aspects—such as thread binding, memory layout, tensorization, and pipelining—from dataflow, encapsulating them as a set of customizable annotations and primitives to enhance both programmability and maintainability; and (3) **Composability**, ensuring that kernels, primitives, and scheduling strategies can be seamlessly combined to construct complex designs.

In the following, we implement a general matrix multiplication (GEMM) kernel in TILELANG to illustrate its basic syntax and demonstrate how it enhances productivity. As shown in Figure 11(a), the implementation begins by defining the GEMM kernel's inputs and outputs (Line 8), specifying their shapes and data types. Subsequently, we initialize the kernel context (Lines 9–11), which determines the grid size and total number of threads, followed by the kernel body (Lines 12–27), which includes on-chip memory allocations and data flow management. Since TILELANG is a Python-embedded programming language, it supports all imperative constructs of Python (e.g., **if-else**, **for**, and **while**), with the key distinction that users must provide explicit type annotations for function arguments and variable declarations. This requirement arises due to Python's dynamic typing, which may not be inherently suitable for device code generation (e.g., CUDA/HIP), where static data types are essential for determining precise data bitwidths. In TILELANG, type annotations explicitly define element types and tensor shapes, ensuring correctness and efficient code generation. Additionally, TILELANG allows explicit memory allocation, providing greater control over data placement and access patterns. In the given implementation, TILELANG employs `T.alloc_shared` to store submatrices of *A* and *B* in shared memory, while `T.alloc_fragments` is used to allocate accumulators in register files at the block level. Furthermore, the use of pipelined execution (`T.Pipelined`) enables the overlapping of memory transfers with computation, effectively hiding memory latency and improving overall throughput. The `T.gemm` operation leverages NVIDIA



CUTLASS or manually written HIP code to perform tile-level matrix computation efficiently. By automating low-level scheduling and synchronization, TILELANG allows developers to focus on algorithm design rather than hardware-specific optimizations, thereby enhancing productivity while maintaining computational efficiency.

Finally, we invoke `tilelang.compile` (Line 31) to lower the `tilelang` program into an intermediate representation (IR), as illustrated in Figure 11(b). This IR is then further compiled into an executable, generating the final optimized code, as shown in Figure 11(c).

### 3 The Tile Language

In this section, we introduce the foundations of our tile-based programming model, explain how TILELANG systematically manages AI kernel development efficiently, and outline TILELANG's design philosophy of separating data flow from other scheduling spaces.

Figure 2 illustrates the five-stage compilation pipeline of TILELANG. Initially, developers write high-level programs using TileLang to describe computational logic and data access patterns. In the Parser stage, TileLang programs are parsed into Python AST and subsequently transformed into TileLang AST. Next, the IR Builder converts the AST into TVM intermediate representation (IR), enabling us to leverage TVM's syntax tree and related infrastructure. Following this, the Optimization stage performs a series of graph optimizations and scheduling transformations to enhance execution efficiency. Finally, the Codegen stage translates the optimized IR into backend code such as LLVM IR, CUDA C/C++, or HIP C/C++, supporting various hardware platforms.

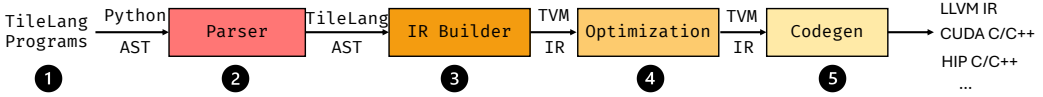


Fig. 2. Stages of TILELANG Compile Pipeline.

Table 1 showcases a representative subset of the dataflow operators and scheduling primitives provided by TILELANG. The Tile Language embraces a data-centric programming paradigm, where core computational semantics are expressed through tile-level operators such as `T.copy`, `T.gemm`, and `T.reduce`. Complementing these operators, TILELANG exposes a set of scheduling primitives that allow developers to fine-tune performance-critical aspects such as parallelism, pipelining, and memory layout. We will explain the design of these two components in the following sections.

Table 1. A partial list of the dataflow operators and scheduling primitives supported by TILELANG.

Dataflow Centric Tile Operators			Scheduling Primitives	
<code>T.copy</code>	A specialized memory copy operator that abstracts parallel data movement among registers, shared memory, and global memory.	<code>T.Parallel</code>	Automates parallelization of loop iterations, mapping them to hardware threads, can also enable vectorization for additional performance gains.	
<code>T.gemm</code>	Automatically selects implementations (cute/cuda/hip) for high-performance matrix multiplication on different GPUs.	<code>T.Pipelined</code>	Enables loop-level pipelining to overlap data transfers with computation and supports hardware-specific instructions such as async copy and TMA.	
<code>T.reduce</code>	A flexible reduction operator (e.g., sum, min, max) exploiting warp- and block-level parallelism.	<code>T.annotate_layout</code>	Allows the definition of custom memory layouts to minimize bank conflicts and optimize thread binding.	
<code>T.atomic</code>	Provides atomic operations (e.g., add, min, max) to ensure thread-safe updates in shared or global memory.	<code>T.use_swizzle</code>	Improves L2 cache locality via swizzle thread blocks.	

### 3.1 Tile-based Programming Model

Figure 11 provides a concise matrix multiplication (GEMM) example in TILELANG, illustrating how developers can employ high-level constructs such as tiles, memory placement, pipelining, and operator calls to manage data movement and computation with fine-grained control. In particular, this snippet Figure 11(a) demonstrates how multi-level tiling leverages different memory hierarchies (global, shared, and registers) to optimize bandwidth utilization and reduce latency. Overall, Figure 11 (b) showcases how the Python-like syntax of TILELANG allows developers to reason about performance-critical optimizations within a user-friendly programming model.

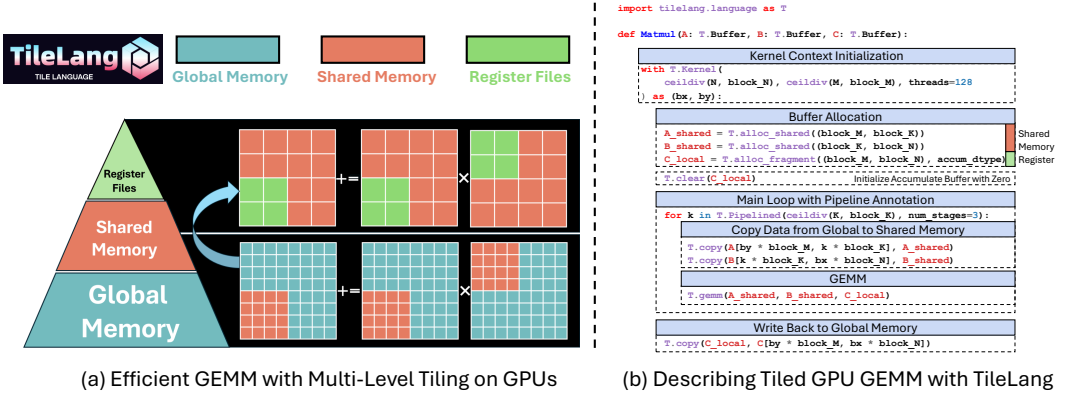


Fig. 3. Optimizing GEMM with Multi-Level Tiling on GPUs via TILELANG.

*Tile declarations.* At the heart of our approach is the notion of *tiles* as first-class objects in the programming model. A tile represents a shaped portion of data, which can be owned and manipulated by a warp, thread block, or equivalent parallel unit. In the Matmul example, the A and B buffers are read in tiled chunks (determined by block\_M, block\_N, block\_K) inside the kernel loop. With `T.Kernel`, TILELANG defines the execution context, which includes the thread block index (bx and by) and the number of threads. These contexts can help us compute the index for each thread block, and making it easier for the TILELANG to automatically inference and optimize memory access and computation. Additionally, these contexts allow users to manually control the behavior of each independent thread within a thread block.

*Explicit Hardware Memory Allocation.* A hallmark of TILELANG is the ability to explicitly place these tile buffers in the hardware memory hierarchy. Rather than leaving it to a compiler's opaque optimization passes, TILELANG exposes user-facing intrinsics that map directly to physical memory spaces or accelerator-specific constructs. In particular:

- **T.alloc\_shared:** Allocates memory in a fast, on-chip storage space, which corresponds to shared memory on NVIDIA GPUs. Shared memory is ideal for caching intermediate data during computations, as it is significantly faster than global memory and allows for efficient data sharing between threads in the same thread block. For example, in matrix multiplication, tiles of matrices can be loaded into shared memory to reduce global memory bandwidth demands and improve performance.
- **T.alloc\_fragment:** Allocates accumulators in fragment memory, which corresponds to register files on NVIDIA GPUs. By keeping inputs and partial sums in registers or hardware-level caches, latency is further minimized. Note that in this tile program, each tile allocates the same local buffers as shared memory, which might seem counterintuitive, as shared memory is generally faster but more abundant, whereas register files is limited. This is because the

allocation here refers to the register files for an entire thread block. TILELANG uses a Layout Inference Pass during compilation to derive a Layout object `T.Fragment`, which determines how to allocate the corresponding register files for each thread. This process will be discussed in detail in subsequent sections.

Data transfer between global memory and hardware-specific memory can be managed using `T.copy`. Furthermore, hardware-specific buffers can be initialized using `T.clear` or `T.fill`. For data assignments, operations can also be performed in parallel using `T.Parallel`, as demonstrated in 8.

### 3.2 Dataflow Centric Tile Operators

TILELANG abstracts a set of Tile Operators that allow developers to focus on the dataflow logic without needing to manage the low-level implementation details of each tile operation. Figure 4 illustrates the interface of a Tile Operator along with several representative examples, including GEMM, Copy, and Parallel. Each Tile Operator is required to implement two key interfaces: Lower and InferLayout. The Lower interface defines how the high-level Tile Operator is lowered into a lower-level IR, such as thread bindings or vectorized memory accesses. For example, Copy can be lowered into a loop with explicit thread binding and vectorized loads/stores. The InferLayout interface is responsible for determining the memory and loop layouts associated with the Tile Operator. This includes inferring buffer layouts (e.g., swizzled memory) or loop-level layouts (e.g., thread bindings). For instance, `T.gemm` applies swizzled layouts to its shared memory inputs and uses a matrix-specific layout for writing back MMA fragments. Similarly, the parallel loop structure in `T.Parallel` can be expressed using thread-level bindings and vectorized access patterns, both of which are derived via layout inference. Section 4.1 provides a more detailed discussion of layout composition and its role in the lowering process.

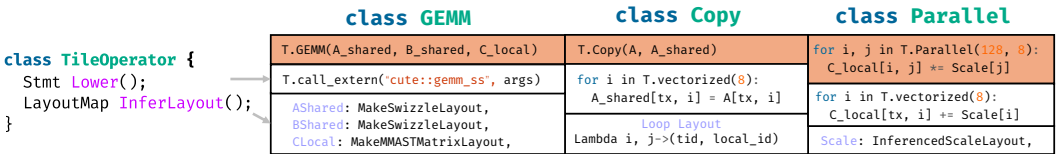


Fig. 4. Interface of a Tile-Operator, and example instances of TileOP.

Table 1 lists a subset of TILELANG operators to simplify common operations in tile-based programming. These built-in operators abstract low-level details of hardware memory access and computation, allowing developers to focus on high-level algorithm design from dataflow perspective while maintaining fine-grained control over performance-critical aspects. Each operator is designed to integrate seamlessly with the tile programming model, ensuring efficient data movement and computation across the hardware memory hierarchy. Below, we describe several key operators along with their roles in optimizing memory transfers and arithmetic computations.

- **copy**: The copy op is a sugar syntax for `T.Parallel` with memory copy, which allows copy from and into scope fragment for registers, shared scope for static shared memory, `shared.dyn` for dynamic shared memory, and `global` for global memory.
- **gemm**: The built-in `T.gemm` operator is a highly optimized implementation for general matrix multiplication, supporting various memory access patterns (ss, sr, rs, rr), where *r* denotes register memory and *s* denotes shared memory. The operator automatically selects the optimal implementation based on the kernel configuration. For CUDA backends, `T.gemm` utilizes Nvidia's CUTLASS library to efficiently leverage Tensor Cores or CUDA Cores, while for AMD GPUs, it employs both composable kernels and hand-written HIP code for

performance optimization. Users can also extend `T.gemm` by registering custom primitives in Python, making it flexible for specific use cases.

- **reduce:** The `T.reduce` operator provides a flexible and efficient reduction mechanism for aggregating data across dimensions. It supports a variety of reduction operations such as `sum`, `min`, `max`, and `product`, among others. The reduction can be performed across specified axes, enabling operations like row-wise or column-wise reductions in a matrix. `T.reduce` is implemented to utilize warp-level and block-level parallelism for optimal performance on both CUDA and AMD backends. Users can also customize the reduction operation by defining their own reduction kernels.
- **atomic:** The `T.atomic` operator provides atomic operations for safe updates to shared or global memory in a parallel context. Common atomic operations like `add`, `min`, and `max` are supported out-of-the-box. `T.atomic` ensures thread safety during concurrent updates, making it essential for operations like histogram updates, reductions with shared memory, and synchronization-free counters. It is designed to leverage native hardware atomic instructions on both NVIDIA and AMD GPUs, ensuring high performance while maintaining correctness in parallel executions.

### 3.3 Schedule Annotations and Primitives

While dataflow patterns form the foundation of computation organization, modern high-performance computing demands more fine-grained control over execution patterns. To address this need, `TILE-LANG` provides a comprehensive suite of scheduling primitives that enable developers to precisely tune performance-critical aspects of their applications, as detailed in Table 1:

- **Pipelined:** The `T.Pipelined` primitive allows efficient pipelined execution of loops to improve performance by overlapping computation and memory operations. In Figure 11, the loop iterating over `k` (the reduction dimension) is pipelined with `num_stages=3`, creating a 3-stage pipeline. This pipeline allows data transfer, computation, and subsequent data preparation to overlap, effectively reducing memory bottlenecks and improving computational throughput. The detailed design for lowering the process from `T.Pipelined` into CUDA source code will be discussed in Section ??.
- **Parallel:** The `T.Parallel` primitive enables automatic parallelization of loops by mapping iterations to threads. In Figure ??, the operation copying data into `B_shared` uses `T.Parallel(block_K, block_N)` to parallelize across both the `block_K` and `block_N` dimensions. It not only improves performance by leveraging hardware parallelism but also automatically maps threads to iterations and supports vectorization for further optimization.
- **annotate\_layout:** The `T.annotate_layout` primitive enables you to specify memory layout optimizations for shared or global memory using a user-defined memory layout. By default, `TILE-LANG` adopts an optimized memory layout designed to minimize bank conflicts on both Nvidia and AMD GPUs.
- **use\_swizzle:** The `T.use_swizzle` primitive improves L2 cache locality by enabling swizzled memory accesses, improving the data reuse for rasterization. This primitive is particularly effective when processing tiled data in parallel threads blocks.

## 4 Scheduling Design and Automation

In this section, we discuss four types of schedule spaces and their automation design in `TileLang` besides Dataflow. Some of these are relatively independent (such as pipeline and tensorization), while others are more coupled, such as Thread Binding and Memory Layouts design. In the following sections, we will first explain the design of Memory Layout Infrastructure, followed by Thread

Binding. Then, we will discuss the automation design for Tensorization, and finally share the design of Pipeline.

#### 4.1 Memory Layout Composition

In TILELANG, we support indexing into multi-dimensional arrays using a high-level interface such as  $A[i, k]$ . This high-level indexing is ultimately translated into a physical memory address through a series of software and hardware abstraction layers. To model this index translation process, we introduce key abstraction **Layout**, which describe how data is organized and mapped in memory. At the physical address level, a layout can be represented as a linearized address expression of the form  $\sum_i y_i s_i$ , where  $y_i$  denotes the index along the  $i$ -th dimension, and  $s_i$  is the stride that dimension contributes to the overall linear memory address. Given a layout  $L = s : d = (s_0, s_1, \dots, s_{n-1}) : (d_0, d_1, \dots, d_{n-1})$ , TILELANG adopts a design inspired by TVM [8], introducing a composable and stackable layout function abstraction built upon *IterVar*. Since an *IterVar* can encapsulate stride information, layout expressions can be simplified into algebraic forms over *IterVars*. Consequently, a layout function can be formally expressed as a mapping  $f : \mathbb{K}^n \rightarrow \mathbb{K}^m$ , where  $f$  encodes the transformation from high-level indices to memory addresses.

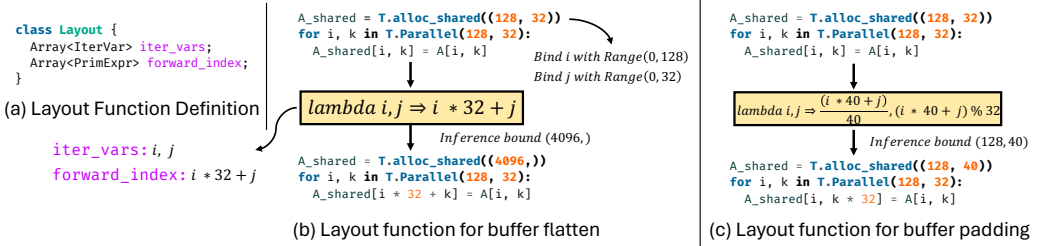


Fig. 5. Interface and example instances of Layout Function.

Figure 5(a) illustrates the definition of a Layout in TILELANG. Its core components include *iter\_vars*, which may optionally carry range information, and a set of *forward\_index* expressions that compute memory locations based on those iteration variables. These expressions collectively define an algebraic function  $f : \mathbb{K}^n \rightarrow \mathbb{K}^m$ . As shown in Figure 5(b), this allows expressing a 2D-to-1D layout transformation. Given the shape of the buffer, *iter\_vars* are bound to specific regions, and the resulting expressions are passed to arithmetic analyzer to determine the symbolic or constant bounds. These bounds are used to infer the transformed buffer's shape and to adjust buffer access indices accordingly.

TILELANG also supports non-bijective layout transformations. For example, Figure 5(c) demonstrates how layouts can be used to apply padding to buffer accesses. These layout transformations are composable, and TILELANG includes several built-in layout strategies, such as layout swizzling, which is commonly employed to mitigate shared memory bank conflicts on GPUs.

In addition, TILELANG introduces an extension of the **Layout** abstraction, referred to as **Fragment**. In contrast to standard layouts, a Fragment Layout always produces an output of the form  $f : \mathbb{K}^n \rightarrow \mathbb{K}^2$ , where the two output dimensions represent the thread's position within the register file and the index into the local register file, respectively. For instance, in Figure 11, the kernel allocates a register file  $C_{\text{local}}$  at the block level. However, since GPU register files must be partitioned among threads within a block, the Fragment Layout provides an accurate description of this partitioning scheme.

Figure 6(a) illustrates the definition of the Fragment Layout, and TILELANG provides four primitive operations to help users extend existing Fragment Layouts. Figure 6(b) shows an example of how

these primitives are used to derive a complete block-level layout from a base layout used in the `mma_ldmatrix` instruction for m16k16 matrix fragments. Here, `base_layout` denotes the layout for a single warp consuming a m16k16 matrix. This layout is extended via the `repeat` primitive to form a `warp_layout`, which allows a single warp to consume a m32k16 matrix. Figure 6(c) visualizes this transformation. The `warp_layout` is then further extended using primitives like `repeat_on_thread` and `replicate` to produce a `block_layout`, which represents four warps collectively consuming a m128k16 matrix.

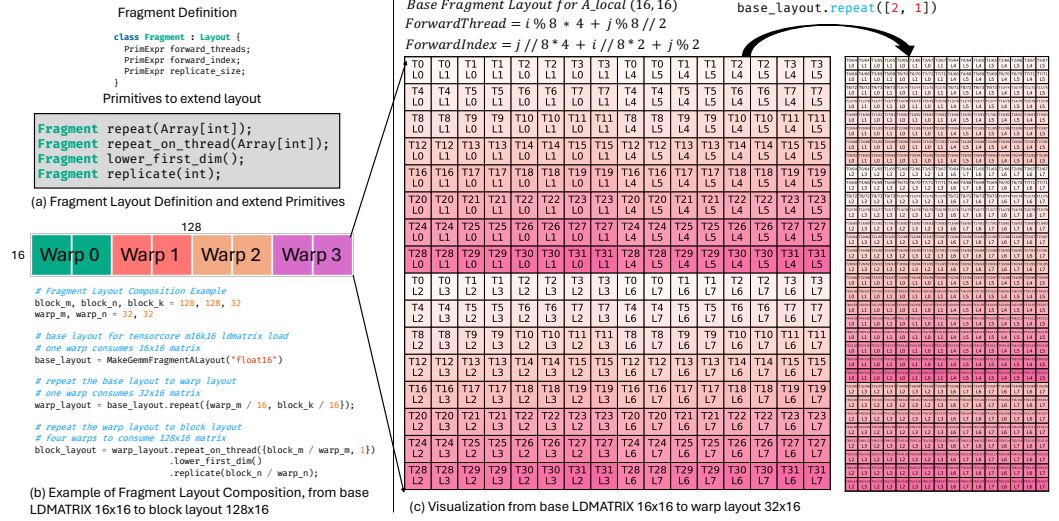


Fig. 6. Interface and example instances of Fragment Layout.

## 4.2 Thread Binding

Building on the abstraction of Fragment Layouts, a key challenge that arises is how to map these layouts onto threads during execution. This leads to the **Thread Binding** problem, which involves determining how to distribute block-level register files among individual threads and how to infer appropriate fragment layouts. Moreover, it also requires identifying how loops should be correctly parallelized to match the layout constraints.

While Section 4.1 introduces Fragment Layouts to help simplify this process, determining suitable fragment layouts for all buffers remains difficult for arbitrary computational expressions. We make two key observations to guide this process. First, since multiple tile operators often share the same buffers, their respective layout and thread binding strategies are interdependent. Second, the strictness of layout and thread binding requirements varies across operators. For instance, on GPUs, the GEMM operator (which leverages Tensor Cores) imposes stringent constraints on both layout and thread binding, whereas element-wise operators typically allow more flexibility.

Based on these observations, we propose an inference scheme based on Layout and Fragment objects to optimize buffer layouts and thread bindings. To systematically manage buffer layouts, we maintain a `LayoutMap` that records the layout information for all buffers. We define a hierarchical priority system for tile operator layouts, where higher priority levels indicate stricter layout requirements and greater performance impact. `TILELANG` processes layout inference in a top-down manner, sequentially inferring layouts from the highest to the lowest priority levels. At each priority level, `TILELANG` attempts to infer layouts for all undetermined buffers until no further progress can be achieved, before proceeding to the next lower priority level.



As illustrated in Figure 7, consider a scenario where matrix C represents the result of a GEMM operation, corresponding to a Fragment object, which requires the addition of bias D post-GEMM computation. Given that GEMM holds the highest priority during the inference process, its thread binding configuration is predetermined, whereas the thread binding strategy for D remains to be determined. The output matrix C has dimensions of 4×4, distributed across 8 threads with each thread responsible for 2 elements. Consequently, the layout of the bias buffer D must be aligned with this configuration. Since each row of tensor C is processed by 2 threads, both threads require access to identical elements from D for the addition operation. Thus, D must be replicated to ensure that each thread can access the corresponding elements. The layout of D can be inferred using the same methodology.

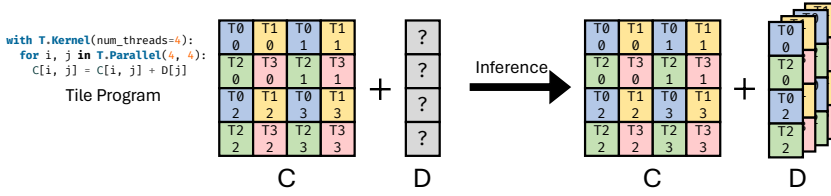


Fig. 7. An example of thread binding inference for Fragments.

Figure 8 illustrates an example of the thread binding inference process. In particular, Figure 8(a) presents a simple code snippet for copying data, which describes the dataflow of a subtile being transferred from global memory to shared memory. Proper thread binding and vectorized access can fully exploit the parallelism of GPUs and take advantage of high-performance memory access instructions. In Figure 8(b), the `T.copy` operation is expanded into multiple loop axes. After applying the Layout Inference Pass, as shown in Figure 8(c), the program undergoes automatic vectorization and parallelization. Finally, at the stage depicted in Figure 8(d), Layout Swizzling is applied.

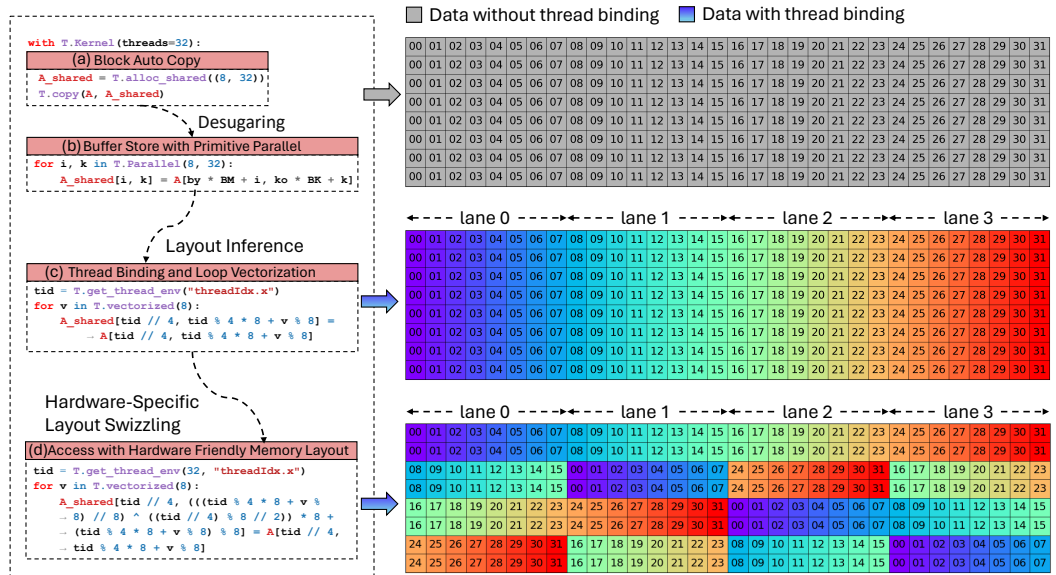


Fig. 8. Multi-Stage Automatic Thread Binding Inference for Efficient Parallel Memory Access.

### 4.3 Leveraging High-Performance Hardware Instructions

Modern hardware architectures often support multiple instruction pathways for implementing the same computational operation. On NVIDIA GPUs, for instance, an 8-bit multiply-accumulate operation can be realized through several types of instructions. The IMAD instruction performs a scalar fused multiply-add operation, computing  $d = a \cdot b + c$ , where all operands are internally promoted to 32-bit integers for computation. The DP4A instruction enables a vectorized dot-product operation, evaluating  $d = \langle \mathbf{a}, \mathbf{b} \rangle + c = \sum_{i=0}^3 a_i b_i + c$ , where  $\mathbf{a}$  and  $\mathbf{b}$  are 8-bit integer vectors of length four, and both the bias  $c$  and the output  $d$  are represented in 32-bit integer precision. For higher-throughput matrix computations, the MMA instruction leverages Tensor Cores to perform  $\mathbf{D} = \mathbf{A} \cdot \mathbf{B} + \mathbf{C}$ , where  $\mathbf{A} \in \mathbb{R}^{16 \times 32}$ ,  $\mathbf{B} \in \mathbb{R}^{32 \times 8}$ ,  $\mathbf{C}, \mathbf{D} \in \mathbb{R}^{16 \times 8}$ ; in this case,  $\mathbf{A}$  and  $\mathbf{B}$  are 8-bit integer matrices, while  $\mathbf{C}$  and the accumulated result  $\mathbf{D}$  use 32-bit integer precision. On NVIDIA RTX 3090 GPUs, the throughput of these instructions is approximately 17.8 TOPS, 71.2 TOPS, and 284 TOPS, respectively. Moreover, MMA instructions support various shapes under the same precision setting.

In TILELANG, as illustrated in Figure 10(a) and (b), there are two approaches to invoking hardware tensor instructions. The first approach (Figure 10(a)) uses C++ source injection, where instructions like `dp4a` are manually wrapped using C++ templates and injected into the kernel via `T.import_source` and `T.call_external`. This enables low-level control while leveraging familiar C-style syntax. The injected function is defined at the beginning of the generated code and called within the kernel. Alternatively, as shown in Figure 10(b), TILELANG provides a built-in `T.ptx` primitive that allows direct emission of inline PTX instructions (e.g., `mma.m16n8k32.row.col.s32.s8.s8.s32`) inside the kernel. This provides another low-level mechanism for utilizing specialized instructions, especially for warp-level operations.

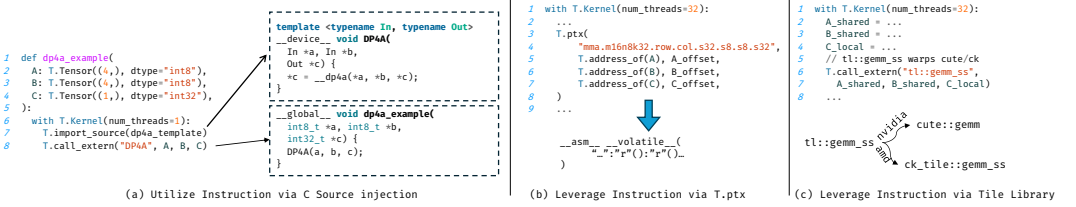


Fig. 9. Different methods of using high performance hardware instructions in tilelang

However, choosing the most appropriate instruction based on input shapes and data types can be challenging. To simplify this process, TILELANG also supports integration with Tile Libraries, as shown in Figure 10(c). Tile Libraries—such as NVIDIA's `cute` or AMD's `composable kernel` (`ck`)—offer high-level, standardized tile-based APIs (e.g., `tl::gemm_ss`) for operations like GEMM. These libraries abstract away hardware-specific details and allow the underlying implementation to automatically select the most efficient instruction for a given input configuration. In TILELANG, developers can invoke these libraries using `T.call_external` in a straightforward and consistent way.

In summary, TILELANG provides two complementary methods for leveraging high-performance instructions. The first leverages Tile Libraries, which simplify integration and benefit from vendor-optimized performance. However, the high-level abstraction may limit low-level control. For example, the `cute::gemm_ss` interface performs GEMM operations on shared memory inputs, but the data flow from shared memory to registers is internally managed by the `cute` templates. This makes it impossible to externally annotate or override internal layouts, thus reducing flexibility. Furthermore, due to heavy use of templates, compilation can become significantly slower. Analysis

using the NVCC 12.8 trace tool shows that template expansion accounts for approximately 90% of compilation time for CUDA code generated by tilelang.

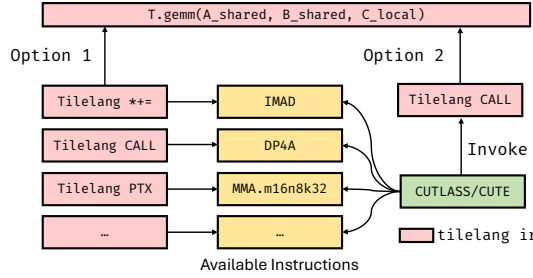


Fig. 10. Different methods of using DP4A and mma in tilelang

In contrast, TILELANG allows direct implementation of instructions via `T.gemm` using tilelang itself. This avoids layout annotation limitations and reduces compilation time. However, it requires users to implement a complete instruction set within tilelang for each target hardware instruction. Currently, TILELANG supports both approaches, defaulting to the Tile Library-based method to facilitate rapid support for new hardware instructions.

#### 4.4 Software Defined Pipeline

TILELANG employs an automated software pipeline inference mechanism to analyze dependencies among computational blocks (e.g., Copy and GEMM in this case) and to generate a structured pipeline schedule that maximizes parallelism while preserving correct execution order. In particular, the mechanism interleaves Copy tasks with other compute-intensive operations to reduce idle time, and when opportunities for asynchronous processing are detected, it automatically maps these tasks onto available hardware resources for concurrent execution. Consequently, TILELANG can only expose a single `num_stages` interface to users, significantly simplifying the process. However, we also allow users to explicitly provide information about the order and stages if needed.

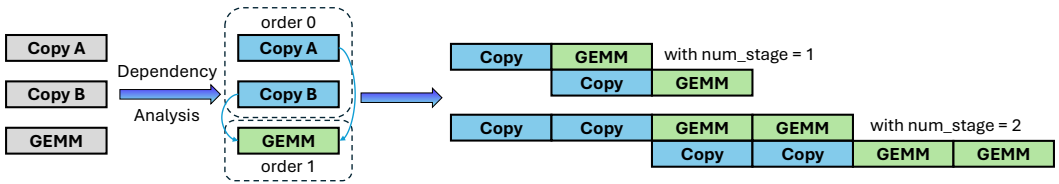


Fig. 11. Software pipeline scheduling in TILELANG. This illustration demonstrates how TILELANG interleaves Copy and GEMM.

For the Ampere architecture, TILELANG provides support for asynchronous memory copy operations using `cp.async`. The `cp.async` instruction facilitates fast data movement between global memory and shared memory, enabling overlapping of memory transfers with computation to improve performance. TileLang incorporates this capability by analyzing loop structures and automatically inserting `cp.async` instructions for eligible memory transfers. Additionally, TileLang ensures proper usage of `cp.async.commit` and `cp.async.wait` instructions to handle synchronization, guaranteeing data correctness. This optimization is particularly effective as it alleviates the pressure on register files and enables more efficient utilization of the hardware bandwidth.

In the Hopper architecture, two new features have been introduced. First, a new TMA unit is introduced as a dedicated hardware unit responsible for data copy between global memory and shared memory. Second, the PTX instruction set introduces a new `wgmma` instruction, which enables the execution of matrix multiplication (MMA) operations by a warpgroup (composed of four warps) to improve TensorCore utilization. Furthermore, the `wgmma.mma_async` instruction is asynchronous. In addition, kernel optimization for the Hopper architecture commonly employs warp specialization, wherein threads are divided into producers and consumers. The producer threads use TMA to move data, while the consumer threads are responsible for the computation.

In TILELANG, we automatically perform warp specialization optimization during the lowering process. Specifically, TileLang analyzes the buffer usage of all statements and determines their roles (producers or consumers). Based on this analysis, producers and consumers are divided into different execution paths according to `threadIdx`. To ensure computational correctness, TileLang leverages Live Variable Analysis to determine the appropriate synchronization points and inserts memory barriers (`mbarriers`) accordingly.

Asynchronous copy instructions and DMA support are also provided in the AMD CDNA architecture, which TILELANG leverages through HIP-wrapped Copy primitives to support. Specifically, TILELANG utilizes instructions such as `s_waitcnt lgkmcnt` and `buffer_load_dword lds` to efficiently manage memory transfers. This integration enables the system to fully utilize the hardware's capabilities for overlapping data movement with computation, further improving pipeline performance and reducing idle time.

## 5 Numerical Experiments

In this section, we evaluated the performance of TILELANG through a series of comprehensive numerical experiments across diverse hardware platforms and workloads. Our goal is to demonstrate the effectiveness, generality, and scalability of TILELANG in optimizing key operator kernels that form the backbone of modern machine learning workloads. By benchmarking against state-of-the-art solutions, we aim to highlight both the versatility of TILELANG in handling mixed-precision computations and its ability to deliver significant performance gains across multiple GPU architectures.

### 5.1 Experimental Setup

*Hardware platforms.* We evaluate TILELANG on both NVIDIA and AMD GPUs, as they are among the most widely used accelerators. Our experiments use three cutting-edge GPUs: the NVIDIA H100 (80 GB) [10], the NVIDIA A100 (80 GB) [9], and the AMD Instinct MI300X (192 GB) [5]. For the NVIDIA H100, we use CUDA 12.4; for the MI300X, we use ROCm 6.1.0. All platforms run under Ubuntu 20.04.

*Operator workloads.* We evaluate TILELANG on a range of operator workloads that frequently appear in large-scale deep learning pipelines. On the NVIDIA H100, we focus on multi-head attention (MHA), linear attention, and general matrix multiplication (GEMM). For the NVIDIA A100, we measure performance on our dequantized GEMM kernels. Meanwhile, on the AMD Instinct MI300X, we benchmark both GEMM and MHA to capture representative use cases spanning different GPU architectures. These workloads form the foundational building blocks for many contemporary neural network models, including large language models.

*Baselines.* To evaluate the performance of TILELANG, we compare it against several state-of-the-art baselines widely used in machine learning and GPU programming. These include **FlashAttention-3**, optimized for multi-head attention with CUDA instructions like `tma` and `wgmma.mma_async`; **Triton**, an open-source framework for efficient GPU kernels that supports

Nvidia and AMD GPUs but requires manual optimizations; **cuBLAS**, NVIDIA’s high-performance dense linear algebra library; AMD’s BLAS library, **rocBLAS**; **PyTorch**, featuring hand-optimized kernels like GEMM and FlashAttention-2 but not fully optimized; **BitsandBytes**, designed for supporting formats like  $W_{NF4}A_{FP16}$  and provide efficient kernels; and **Marlin**, highly optimized kernels for  $W_{INT4}A_{FP16}$  computations. This selection provides a comprehensive comparison across various optimization strategies and hardware compatibilities for TILELANG.

## 5.2 Experiments

*Flash Attention Performance.* Compared to FlashAttention-3, Triton, and PyTorch, TileLang achieves speedups of 1.36 $\times$ , 1.41 $\times$ , and 1.70 $\times$ , respectively. Because FlashAttention-3 is a hand-crafted approach, it cannot efficiently adapt to varying workload sizes. In particular, its fixed tile sizes cause suboptimal performance for smaller sequence lengths. For longer sequence lengths (e.g., 8k), TileLang’s performance remains close to that of FlashAttention-3. PyTorch uses a hand-optimized FlashAttention-2 kernel, which results in lower performance compared to FlashAttention-3.

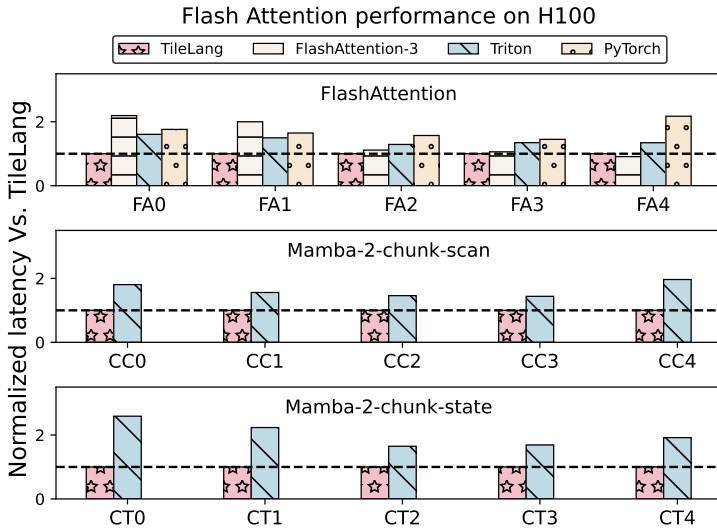


Fig. 12. FlashAttention, LinearAtten Performance on Hopper Architecture.

Compared with these manually template-based implementations, TileLang can automatically utilize instructions such as `cp.async.bulk` and `wgmma.mma_async`, and also automatically apply optimizations like warp specialization. Notably, on H100 GPUs, TileLang is capable of expressing pipeline scheduling schemes as complex as those used in FlashAttention-3.

*Linear Attention Performance.* In our Linear Attention experiments, we use the chunk-scan and chunk-state functions from Mamba-2. Compared to Triton, TileLang achieves an average speedup of 1.77 $\times$  and 2.10 $\times$ .

*Multi-Head Latent Attention Performance.* Figure 14 illustrates the performance of MLA and the lines of code (LOC) for the corresponding kernel implementations on H100 and MI300X GPUs. On H100, TILELANG achieves a 1075.9 $\times$  speedup over Torch, significantly outperforming both Triton and FlashInfer, and reaching up to 98% of the performance of the hand-optimized FlashMLA implementation. In addition, TILELANG requires only around 70 lines of Python code, demonstrating substantially better usability compared to other baselines. On MI300X, TILELANG attains a 129.2 $\times$

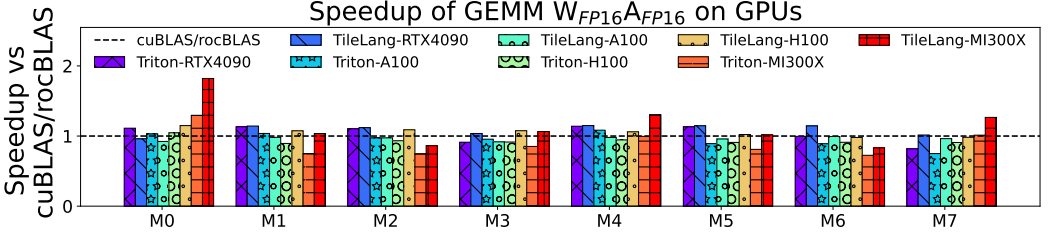
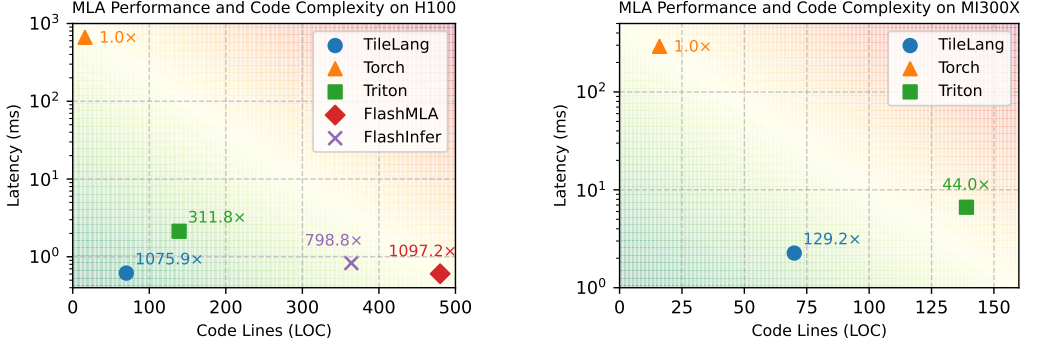


Fig. 13. GEMM performance on Nvidia and AMD GPUs.



(a) MLA performance and code lines on H100.

(b) MLA performance and code lines on MI300X.

Fig. 14. Comparison of MLA performance and code lines on H100 and MI300X.

speedup over Torch and surpasses Triton in both performance and code compactness. Compared to the hand-written library AITER, TILELANG achieves 95% of its performance. Since AITER's kernel implementation is not open-sourced, its LOC is not included in the figure.

**Matmul Performance.** Figure 13 illustrates the performance of GEMM workloads on NVIDIA and AMD GPUs, comparing TILELANG with Triton and vendor-optimized libraries. On the RTX 4090, A100, H100, and MI300X, TILELANG achieves speedups of 1.10 $\times$ , 0.97 $\times$ , 1.00 $\times$ , and 1.04 $\times$  over the vendor libraries, respectively. When compared to Triton, TILELANG delivers speedups of 1.08 $\times$ , 1.03 $\times$ , 1.13 $\times$ , and 1.25 $\times$  on the same GPUs. For matrix multiplication, TILELANG matches the performance of vendor-optimized libraries using a simple syntax. Additionally, by employing Layout Swizzling, TILELANG ensures bank conflict-free execution across all tested devices.

**Dequantize Matmul Performance.** BitBLAS is a high-performance library for mixed-precision computations, featuring an advanced custom type system and scheduling for tensor numerical types and properties. Originally built on TensorIR, we have replaced its underlying backend with TILELANG, enabling direct comparisons against other mixed-precision acceleration libraries. Compared to cuBLAS- $W_{FP16}A_{FP16}$ , TILELANG achieves a maximum speedup of 7.65 $\times$ , driven by the BitBLAS-TileLang- $W_{INT2}A_{INT8}$  configuration. Additionally, for the  $W_{INT4}A_{FP16}$  format, our approach delivers an average speedup of 1.04 $\times$  over Marlin, and for the  $W_{NF4}A_{FP16}$  format, it provides an average speedup of 1.62 $\times$  relative to BitsandBytes. By exposing a thread-level programming interface and allowing control over data layout and pipeline configurations, TILELANG offers developers finer-grained optimization capabilities. For example, developers can utilize PTX-based fast numerical precision conversion instructions and leverage Ladder to achieve smoother memory



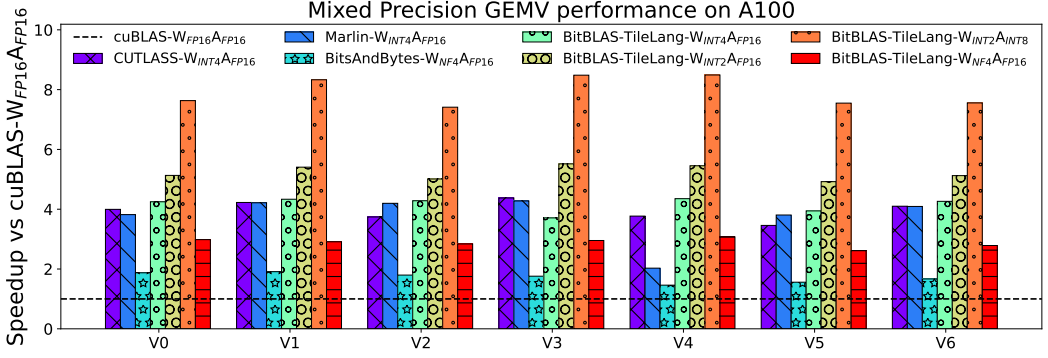


Fig. 15. Dequantize Matmul Performance on A100 GPU.

access within tiles. These optimizations are challenging to implement in Triton, making TILELANG uniquely capable of delivering superior performance that Triton struggles to implement.

## 6 Conclusions and Discussions

To address the challenges of writing high-performance kernels for modern hardware accelerators, this paper introduces TILELANG, a Python-like domain-specific language (DSL) that enables users to program at the granularity of tiles. Unlike Triton, TILELANG allows users to explicitly declare buffers at different levels of the hardware memory hierarchy in the front-end and leverages a Layout Inference mechanism to efficiently parallelize buffer operations. This means that users only need to describe the computational logic for the buffers without worrying about how the parallelization is implemented. At the same time, TILELANG provides the flexibility for experts to explicitly specify the exact behavior of individual threads when operating on buffers. This approach strikes a balance between ease of use and fine-grained control, offering both flexibility and performance.

Compared to ThunderKittens [4], TILELANG simplifies the programming process by allowing developers to program entirely in Python while abstracting optimization details, such as pipelining, by default. For instance, in a Flash Attention implementation, TILELANG automatically uses async copy for data movement on Ampere GPUs and lowers the pipeline to TMA on Hopper GPUs. Nevertheless, TILELANG still provides the option for users to explicitly implement pipelining in the front-end if needed. Moreover, TILELANG offers robust support for dynamic parameters, dynamic shapes, and other advanced features, making it particularly useful for writing kernel libraries.

We also want to discuss several promising directions exist for extending and enhancing TILELANG in future work: First, we plan to build a self-hosting Tile Library based on TILELANG, eliminating the current dependency on CUTLASS and manually wrapped CUDA/HIP code for built-in operators. Second, we aim to extend TILELANG to support a range of distributed scenarios by introducing tile-level communication primitives and scheduling policies. This will allow users to implement high-performance kernels tailored to specific communication and computation resource configurations. Additionally, we plan to investigate the design of a cost model for TILELANG. Given the tile-based programming paradigm with explicitly exposed thread mapping details, memory access patterns and computational behaviors are clearly defined, which facilitates hardware behavior analysis and enables the development of more effective cost models. Finally, we intend to explore optimizations for dynamic shape tuning, specifically focusing on selecting the most appropriate tile configurations for programs with dynamically varying dimensions. The explicit exposure of memory hierarchies in TILELANG's design will further assist in supporting backends for a variety of hardware platforms,

such as CPUs, NPUs, and others. We will explore a generalized design approach to extend multi-backend support, enabling TILELANG to be seamlessly adapted to diverse hardware architectures.

Our system is open-sourced to support future development and community contributions: <https://github.com/tile-ai/tilelang>.

## References

- [1] AMD CDNA Architecture. <https://www.amd.com/en/technologies/cdna>.
- [2] NVIDIA Tensor Cores. <https://www.nvidia.com/en-us/data-center/tensor-cores/>.
- [3] PyTorch. <https://pytorch.org/>.
- [4] ThunderKittens. <https://github.com/HazyResearch/ThunderKittens>.
- [5] Inc. Advanced Micro Devices. Amd cdna™ 3 architecture. Technical report, Advanced Micro Devices, Inc., 2023.
- [6] Advanced Micro Devices (AMD). AMD Composable Kernel. [https://github.com/ROCm/composable\\_kernel](https://github.com/ROCm/composable_kernel).
- [7] Tianqi Chen, Thierry Moreau, Ziheng Jiang, Lianmin Zheng, Eddie Yan, Haichen Shen, Meghan Cowan, Leyuan Wang, Yuwei Hu, Luis Ceze, et al. {TVM}: An automated {End-to-End} optimizing compiler for deep learning. In *13th USENIX Symposium on Operating Systems Design and Implementation (OSDI 18)*, pages 578–594, 2018.
- [8] Tianqi Chen, Thierry Moreau, Ziheng Jiang, Lianmin Zheng, Eddie Yan, Haichen Shen, Meghan Cowan, Leyuan Wang, Yuwei Hu, Luis Ceze, Carlos Guestrin, and Arvind Krishnamurthy. TVM: An automated end-to-end optimizing compiler for deep learning. In *13th USENIX Symposium on Operating Systems Design and Implementation (OSDI 18)*, pages 578–594, Carlsbad, CA, 2018. USENIX Association.
- [9] NVIDIA Corporation. Nvidia a100 tensor core gpu architecture. Technical report, NVIDIA Corporation, 2020.
- [10] NVIDIA Corporation. Nvidia h100 tensor core gpu architecture. Technical report, NVIDIA Corporation, 2023.
- [11] NVIDIA Corporation. Cutlass: Cuda templates for linear algebra subroutines. <https://github.com/NVIDIA/cutlass>, 2024.
- [12] Tri Dao, Dan Fu, Stefano Ermon, Atri Rudra, and Christopher Ré. Flashattention: Fast and memory-efficient exact attention with io-awareness. *Advances in Neural Information Processing Systems*, 35:16344–16359, 2022.
- [13] Google. Google assistant with bard: Generative ai. <https://blog.google/products/assistant/google-assistant-bard-generative-ai/>, 2024.
- [14] Bastian Hagedorn, Bin Fan, Hanfeng Chen, Cris Cecka, Michael Garland, and Vinod Grover. Graphene: An ir for optimized tensor computations on gpus. In *Proceedings of the 28th ACM International Conference on Architectural Support for Programming Languages and Operating Systems, Volume 3*, pages 302–313, 2023.
- [15] Young Jin Kim, Rawn Henry, Raffi Fahim, and Hany Hassan Awadalla. Who says elephants can’t run: Bringing large scale moe models into cloud scale production. *arXiv preprint arXiv:2211.10017*, 2022.
- [16] Microsoft. The new bing. <https://www.microsoft.com/en-us/edge/features/the-new-bing?form=MT00D8>, 2024.
- [17] OpenAI. Introducing chatgpt, 2022. Available: <https://openai.com/blog/chatgpt>.
- [18] Phitchaya Mangpo Phothilimthana, Archibald Samuel Elliott, An Wang, Abhinav Jangda, Bastian Hagedorn, Henrik Barthels, Samuel J Kaufman, Vinod Grover, Emina Torlak, and Rastislav Bodik. Swizzle inventor: data movement synthesis for gpu kernels. In *Proceedings of the Twenty-Fourth International Conference on Architectural Support for Programming Languages and Operating Systems*, pages 65–78, 2019.
- [19] Jay Shah, Ganesh Bikshandi, Ying Zhang, Vijay Thakkar, Pradeep Ramani, and Tri Dao. Flashattention-3: Fast and accurate attention with asynchrony and low-precision. *arXiv preprint arXiv:2407.08608*, 2024.
- [20] Philippe Tillet, H. T. Kung, and David Cox. *Triton: An Intermediate Language and Compiler for Tiled Neural Network Computations*, page 10–19. Association for Computing Machinery, New York, NY, USA, 2019.
- [21] Lei Wang, Lingxiao Ma, Shijie Cao, Quanlu Zhang, Jilong Xue, Yining Shi, Ningxin Zheng, Ziming Miao, Fan Yang, Ting Cao, et al. Ladder: Enabling efficient {Low-Precision} deep learning computing through hardware-aware tensor transformation. In *18th USENIX Symposium on Operating Systems Design and Implementation (OSDI 24)*, pages 307–323, 2024.
- [22] Thomas Wolf, Lysandre Debut, Victor Sanh, Julien Chaumond, Clement Delangue, Anthony Moi, Pierric Cistac, Tim Rault, Rémi Louf, Morgan Funtowicz, et al. Huggingface’s transformers: State-of-the-art natural language processing. *arXiv preprint arXiv:1910.03771*, 2019.
- [23] Ling Yang, Zhilong Zhang, Yang Song, Shenda Hong, Runsheng Xu, Yue Zhao, Wentao Zhang, Bin Cui, and Ming-Hsuan Yang. Diffusion models: A comprehensive survey of methods and applications. *ACM Computing Surveys*, 56(4):1–39, 2023.
- [24] Lianmin Zheng, Chengfan Jia, Minmin Sun, Zhao Wu, Cody Hao Yu, Ameer Haj-Ali, Yida Wang, Jun Yang, Danyang Zhuo, Koushik Sen, Joseph E. Gonzalez, and Ion Stoica. Ansor: Generating high-performance tensor programs for deep learning. In *14th USENIX Symposium on Operating Systems Design and Implementation (OSDI 20)*, pages 863–879. USENIX Association, November 2020.

- [25] Hongyu Zhu, Ruofan Wu, Yijia Diao, Shanbin Ke, Haoyu Li, Chen Zhang, Jilong Xue, Lingxiao Ma, Yuqing Xia, Wei Cui, Fan Yang, Mao Yang, Lidong Zhou, Asaf Cidon, and Gennady Pekhimenko. ROLLER: Fast and efficient tensor compilation for deep learning. In *16th USENIX Symposium on Operating Systems Design and Implementation (OSDI 22)*, pages 233–248, Carlsbad, CA, July 2022. USENIX Association.

## A Operator shapes in our benchmark

	V0	V1	V2	V3	V4	V5	V6	V7
m	1	1	1	1	1	1	1	1
n	16384	43008	14336	57344	14336	9216	36864	9216
k	16384	14336	14336	14336	57344	9216	9216	36864
	M0	M1	M2	M3	M4	M5	M6	M7
m	4096	4096	4096	4096	8192	8192	8192	8192
n	1024	8192	28672	8192	1024	8192	28672	8192
k	8192	8192	8192	28672	8192	8192	8192	28672

Table 2. Matrix shapes in our benchmark.

	FA0	FA1	FA2	FA3	FA4
batch	1	1	1	1	1
nheads	32	32	32	32	32
seq_len	512	512	1024	1024	4096
head_dim	128	128	128	128	128
causal	true	false	true	false	true

Table 3. FlashAttention shapes in our benchmark.

	CC0	CC1	CC2	CC3	CC4	CC5
batch	1	1	1	64	64	64
nheads	64	64	64	64	64	64
seq_len	1024	2048	8192	1024	2048	8192
head_dim	64	64	64	64	64	64
d_state	128	128	128	128	128	128
	CT0	CT1	CT2	CT3	CT4	CT5
batch	1	1	1	64	64	64
nheads	64	64	64	64	64	64
seq_len	1024	2048	8192	1024	2048	8192
head_dim	64	64	64	64	64	64
d_state	128	128	128	128	128	128

Table 4. Linear Attention shapes in our benchmark.

## B Kernel Implementations

### B.1 Matrix Multiplication (Matmul)

```

1  @tilelang.jit
2  def Matmul(A: T.Tensor, B: T.Tensor, C: T.Tensor):
3      with T.Kernel(N // block_N, M // block_M,
4          threads=threads) as (bx, by):
5          A_shared = T.alloc_shared(block_M, block_K)
6          B_shared = T.alloc_shared(block_K, block_N)
7          C_local = T.alloc_fragment(block_M, block_N)
8
9          T.clear(C_local)
10         for k in T.Pipelined(K // block_K, num_stages=2):
11             T.copy(A[by * block_M, k * block_K], A_shared)
12             T.copy(B[k * block_K, bx * block_N], B_shared)
13             T.gemm(A_shared, B_shared, C_local)
14
15         T.copy(C_local, C[by * block_M, bx * block_N])

```

Fig. 16. Kernel Implementation of Matrix Multiplication.

### B.2 Dequantized Matrix Multiplication

```

1  @tilelang.jit
2  def matmul_fp16_fp4(
3      A: T.Tensor(A_shape, in_dtype),
4      B: T.Tensor(B_shape, storage_dtype),
5      Ct: T.Tensor((N, M), out_dtype),
6  ):
7      with T.Kernel(T.ceildiv(N, block_N), T.ceildiv(M, block_M), threads=threads) as (bx, by):
8          A_shared = T.alloc_shared(A_shape, in_dtype)
9          B_shared = T.alloc_shared(B_shape, storage_dtype)
10         B_local = T.alloc_fragment(B_shape, storage_dtype)
11         B_dequantize_local = T.alloc_fragment(B_dequantize_shape, in_dtype)
12         Ct_local = T.alloc_fragment((block_N, block_M), accum_dtype)
13
14         T.clear(Ct_local)
15         for k in T.Pipelined(
16             T.ceildiv(K, block_K),
17             num_stages=num_stages
18         ):
19             T.copy(A[by * block_M, k * block_K], A_shared)
20             T.copy(B[bx * block_N, k * block_K // num_elems_per_byte], B_shared)
21             T.copy(B_shared, B_local)
22             for i, j in T.Parallel(block_N, block_K):
23                 B_dequantize_local[i, j] = _tir_packed_to_unsigned_convert("int", 8)(
24                     num_bits,
25                     B_local[i, j // 2],
26                     j % 2,
27                     dtype=in_dtype,
28                 )
29             T.gemm(B_dequantize_local, A_shared, Ct_local, transpose_B=True)
30         T.copy(Ct_local, Ct[bx * block_N, by * block_M])

```

Fig. 17. Implementation of Weight-Only Quantization ( $W_{FP4\_E2M1A}FP_{16}$ ) Matmul using TILELANG, showcasing support for mixed-precision computations via a simple form.

### B.3 FlashMLA Implementation

```

1  @tilelang.jit
2  def flash_attn(
3      Q: T.Tensor([batch, heads, dim], dtype),
4      Q_pe: T.Tensor([batch, heads, pe_dim], dtype),
5      KV: T.Tensor([batch, seqlen_kv, kv_head_num, dim], dtype),
6      K_pe: T.Tensor([batch, seqlen_kv, kv_head_num, pe_dim], dtype),
7      Output: T.Tensor([batch, heads, dim], dtype),
8  ):
9      with T.Kernel(batch, heads // min(block_H, kv_group_num), threads=256) as (bx, by):
10         Q_shared = T.alloc_shared([block_H, dim], dtype)
11         S_shared = T.alloc_shared([block_H, block_N], dtype)
12         Q_pe_shared = T.alloc_shared([block_H, pe_dim], dtype)
13         KV_shared = T.alloc_shared([block_N, dim], dtype)
14         K_pe_shared = T.alloc_shared([block_N, pe_dim], dtype)
15         O_shared = T.alloc_shared([block_H, dim], dtype)
16         acc_s = T.alloc_fragment([block_H, block_N], accum_dtype)
17         acc_o = T.alloc_fragment([block_H, dim], accum_dtype)
18         scores_max = T.alloc_fragment([block_H], accum_dtype)
19         scores_max_prev = T.alloc_fragment([block_H], accum_dtype)
20         scores_scale = T.alloc_fragment([block_H], accum_dtype)
21         scores_sum = T.alloc_fragment([block_H], accum_dtype)
22         logsum = T.alloc_fragment([block_H], accum_dtype)
23
24         cur_kv_head = by // (kv_group_num // block_H)
25         T.use_swizzle(10)
26
27         T.copy(Q[bx, by * VALID_BLOCK_H:(by + 1) * VALID_BLOCK_H, :], Q_shared)
28         T.copy(Q_pe[bx, by * VALID_BLOCK_H:(by + 1) * VALID_BLOCK_H, :], Q_pe_shared)
29         T.fill(acc_o, 0)
30         T.fill(logsum, 0)
31         T.fill(scores_max, -T.infinity(accum_dtype))
32
33         loop_range = T.ceildiv(seqlen_kv, block_N)
34         for k in T.Pipelined(loop_range, num_stages=2):
35             T.copy(KV[bx, k * block_N:(k + 1) * block_N, cur_kv_head, :], KV_shared)
36             T.copy(K_pe[bx, k * block_N:(k + 1) * block_N, cur_kv_head, :], K_pe_shared)
37             T.clear(acc_s)
38             T.gemm(
39                 Q_shared, KV_shared, acc_s, transpose_B=True, policy=T.GemmWarpPolicy.FullCol)
40             T.gemm(
41                 Q_pe_shared,
42                 K_pe_shared,
43                 acc_s,
44                 transpose_B=True,
45                 policy=T.GemmWarpPolicy.FullCol)
46             T.copy(scores_max, scores_max_prev)
47             T.fill(scores_max, -T.infinity(accum_dtype))
48             T.reduce_max(acc_s, scores_max, dim=1, clear=False)
49             for i in T.Parallel(block_H):
50                 scores_scale[i] = T.exp2(scores_max_prev[i] * scale - scores_max[i] * scale)
51             for i, j in T.Parallel(block_H, block_N):
52                 acc_s[i, j] = T.exp2(acc_s[i, j] * scale - scores_max[i] * scale)
53             T.reduce_sum(acc_s, scores_sum, dim=1)
54             T.copy(acc_s, S_shared)
55             for i in T.Parallel(block_H):
56                 logsum[i] = logsum[i] * scores_scale[i] + scores_sum[i]
57             for i, j in T.Parallel(block_H, dim):
58                 acc_o[i, j] *= scores_scale[i]
59             T.gemm(S_shared, KV_shared, acc_o, policy=T.GemmWarpPolicy.FullCol)
60         for i, j in T.Parallel(block_H, dim):
61             acc_o[i, j] /= logsum[i]
62         T.copy(acc_o, O_shared)
63         T.copy(O_shared, Output[bx, by * VALID_BLOCK_H:(by + 1) * VALID_BLOCK_H, :])

```

Fig. 18. Implementation of FlashMLA with TILELANG.