

The Rise of Small Language Models in Healthcare: A Comprehensive Survey

MUSKAN GARG, Artificial Intelligence & Informatics, Mayo Clinic, USA

SHAINA RAZA, Vector Institute, Canada

SHEBUTI RAYANA, SUNY at Old Westbury, USA

XINGYI LIU, Artificial Intelligence & Informatics, Mayo Clinic, USA

SUNGHWAN SOHN, Artificial Intelligence & Informatics, Mayo Clinic, USA

Despite substantial progress in healthcare applications driven by large language models (LLMs), growing concerns around data privacy, and limited resources; the small language models (SLMs) offer a scalable and clinically viable solution for efficient performance in resource-constrained environments for next-generation healthcare informatics. Our comprehensive survey presents a taxonomic framework to identify and categorize them for healthcare professionals and informaticians. The timeline of healthcare SLM contributions establishes a foundational framework for analyzing models across three dimensions: NLP tasks, stakeholder roles, and the continuum of care. We present a taxonomic framework to identify the architectural foundations for building models from scratch; adapting SLMs to clinical precision through prompting, instruction fine-tuning, and reasoning; and accessibility and sustainability through compression techniques. Our primary objective is to offer a comprehensive survey for healthcare professionals, introducing recent innovations in model optimization and equipping them with curated resources to support future research and development in the field. Aiming to showcase the groundbreaking advancements in SLMs for healthcare, we present a comprehensive compilation of experimental results across widely studied NLP tasks in healthcare to highlight the transformative potential of SLMs in healthcare. The updated repository is available at [Github](#)¹.

Additional Key Words and Phrases: carbon emission reduction, mental health analysis, small language models, healthcare informatics

1 Background

The global small language model (SLM) market is projected to reach USD 29.64 billion by 2032, with the healthcare industry anticipated to experience the fastest compound annual growth rate (CAGR) of 18.31% from 2024 to 2032². This growth is driven by the growing adoption of SLM in medical diagnosis, patient care, and administrative processes. The use of SLM in analyzing extensive medical literature and patient data provides clinicians with evidence-based interpretations to support clinical decision making³.

A rapid evolution of transformer-based architectures has catalyzed a paradigm shift in natural language processing (NLP), with large (or very large) language models (LLMs) exceeding hundreds of billions of parameters (e.g., Med-PaLM [174]), achieving state-of-the-art performance on various benchmarks [164]. However, the computational and energy demands associated with the training, fine-tuning and deployment of LLMs in production require GPU clusters and significant power consumption at the megawatt scale, driving substantial interest in SLMs in both research and healthcare applications [146]. Healthcare is a broad, overarching system that encompasses the

¹<https://github.com/drmuskangarg/SLMs-in-healthcare/>

²<https://www.globenewswire.com/>

³<https://www.healthcare.digital/>

prevention, diagnosis, treatment, and management of illness, along with the preservation of physical and mental well-being through services offered by medical, nursing, and allied health professionals.

1.1 Motivation

The deployment of language models in clinical settings demands an uncertain trade-off among high-stakes accuracy, regulatory compliance, and computational efficiency [163]. While LLMs effectively capture clinical concepts [42], their high *inference latency* (>500ms per query) and *memory demands* (>16GB VRAM) make them unsuitable for real-time analysis of medical records with protected health information (PHI). Healthcare data is governed by stringent regulations such as *HIPAA* and *GDPR* and requires on-premise processing to mitigate privacy risks [77]. *Regulatory agencies* (e.g., FDA⁴) encourages transparent AI-driven decision-making to promote interpretation. Knowledge-driven models generate interpretable results based on trusted external medical knowledge bases, supporting regulatory compliance such as *EU Medical Device Regulation (MDR)* [49]. Training LLMs cause an immense carbon footprint of more than 500 metric tons CO₂ which is not *sustainable* for environmental goals. In contrast, SLM is optimized for *watts per inference*, a sustainability metric [147]. They reduce energy consumption by 10 to 100 times through optimization and compression techniques, addressing the *Jevons paradox in green AI* (making models more energy-efficient can sometimes lead to an overall increase in resource consumption—not a decrease, as one might expect) [123]. Critical care scenarios require *subsecond decision making* driven by clinical NLP (cNLP) tasks where LLMs with high inference latencies are not suitable for *time-sensitive applications* [12]. As such, we opt to expose the potential of SLM to address specialized healthcare challenges under limited resources and time constraints.

1.2 Language model fundamentals

SLM models lie on the "knee" of *Pareto frontier*, a curve that represents the set of solutions to multi-objective optimization where no objective can be improved without worsening at least one other objective [30], maximizing the utility per parameter. These models with fewer parameters than LLMs, aim for *Pareto efficiency*, a change that makes at least one person better off without making anyone else worse off. This balances performance with minimal use of resources, reducing latency, memory consumption and environmental impact. Consequently, SLMs are optimized for production-ready deployment, which is achieved through architectural innovations and task-aware specializations [178]. Unlike LLMs, SLMs in healthcare are designed as *democratization* (Accessible, participatory, and equitable model development) tools [167], enabling decision-making in low-resource settings and shaping a design philosophy that extends beyond model size. Platforms such as Pytorch⁵, Hugging Face⁶ and Lamini⁷ define the practical deployability of language models that run on consumer hardware without specialized infrastructure.

Transformers overview: SLMs are transformer-based models that capture contextual relationships and dependencies in language. A transformer is a deep learning model that processes sequences in parallel by converting tokenized words into numerical embeddings. Transformers use *positional encoding* to maintain word order and allow parallel processing. The transformer encoder converts input sequences into context-rich representations, while the decoder generates output sequences. Transformers are categorized into encoder-only, decoder-only, and encoder-decoder architectures. The encoder captures relationships among words using self-attention mechanisms in the attention

⁴<https://www.fda.gov/>

⁵<https://pytorch.org/>

⁶<https://huggingface.co/>

⁷<https://www.lamini.ai/>

layer, assigning weights based on contextual relevance [16, 108]. Encoder-only models (BERT-like) are generally good in discriminative tasks. Decoder-only models (GPT-like) generate text by predicting the next token in a sequence, making them ideal for generative tasks. Encoder-decoder models (e.g., T5, BART [93]) combine input understanding and output generation. Given our focus on generative tasks in clinical settings, we emphasize decoder-only SLMs for their efficiency and adaptability.

1.3 Scope

Early studies define SLM as the models with 1B to 20B parameters, while LLMs have hundreds of billion parameters [166]. Industry research defines SLMs based on deployment limits, such as models running on CPU-only edge devices [168]. Later research suggests a relative definition, where SLMs are 10 to 100 times smaller than the largest models of their time [79]. The definition of “*small*” in SLMs is relative in time and evolves with hardware advancements. It generally refers to reduced computational complexity (e.g., parameter count) and lower storage requirements (e.g., model size).

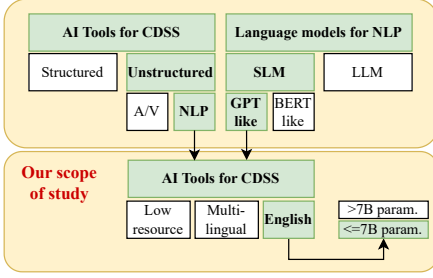
Parameter range: SLMs typically fall within a spectrum in which the lower bound represents the minimum size required to exhibit emergent abilities for healthcare applications, while the upper bound is constrained by the maximum size manageable under limited resource conditions [122]. While models exceeding 7B parameters typically require high-end GPUs, 7B represents a practical upper limit for local execution; our study defines SLM to be up to 7B parameter range, though future models may surpass this.

Search strategy: The existing literature used mixed terminology for referring to the SLM: local language models, remote language models, compressed models, optimized models, on-device language models, small LLMs and lightweight language models. We used these keywords to identify SLMs designed for NLP-driven clinical decision making from well-known sources: PubMed, ACM, IEEE, Google Scholar, Scopus. Our study covers three dimensions: (i) NLP tasks, (ii) stakeholders, (iii) care continuum. The NLP tasks covers question answering (QA), named entity recognition (NER), relation extraction (RE), information extraction (IE), natural language inference/ understanding (NLI/ NLU), text classification (CLS), summarization (SUM). We focus on three important stakeholders: patient, healthcare professionals, research/material. The care continuum covers triaging, diagnosis, treatment, recovery, risk prediction, and virtual health assistants.

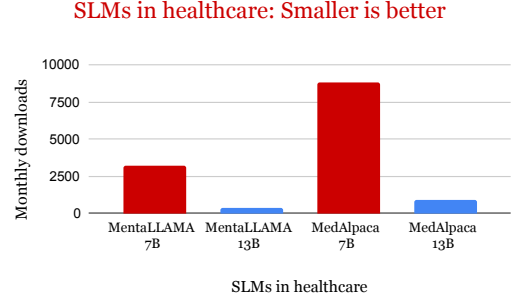
Inclusion criteria. Unlike *fundamental* bidirectional BERT-like transformers, our interest lies in the decoder-only transformer architecture models (traced back to GPT) in the healthcare domain with open weights. We include SLMs trained on English language data for clinical NLP tasks, developed before April 2025. The scope of our study is defined in Fig. 1a. **Exclusion criteria.** We exclude models that are non-English, designed for inferring non-textual audiovisual data, multimodal SLMs, agentic AI systems, and models exceeding 7 billion parameters. Additionally, models lacking peer-reviewed publications for SLM models are not considered in this study.

1.4 Contributions

The rise of healthcare SLM is evident from Fig. 1b. Existing reviews and surveys cover general studies on LLM [195], the application of LLM in healthcare [58, 181], and broad analyses of SLM [122, 178, 182]. Despite the abundance of existing surveys and reviews, as shown in Table 1, there remains a pressing need for a comprehensive examination of the rise of small language models (SLMs) for generative AI applications in healthcare tasks. To address this gap, our survey provides a comprehensive analysis of SLMs, highlighting their optimization strategies, clinical applicability, and transformative potential in resource-limited and safety-critical healthcare settings. To the best of our knowledge, this is the first comprehensive survey on SLMs in healthcare. Our major contributions are as follows:



(a) Scope of our study



(b) Monthly downloads

Fig. 1. Opening remarks of the study rationale: (a) Defined scope of the study to investigate the NLP-centered SLM development for healthcare professionals; (b) Monthly downloads for 7B and 13B parameters model from Huggingface for both MentaLLAMA and MedAlpaca.

Existing studies	Year	HS	NLP	Focus SLM	MD	D/G
Small language models: survey, measurements, and insights [122]	2024	×	✓	✓	×	✓
A survey of small language models [178]	2024	×	✓	✓	×	✓
A comprehensive survey of small language models in the era of large... [182]	2024	×	✓	✓	×	✓
A survey of personalized large language models... [105]	2025	×	✓	✓	×	✓
A survey on LLM-generated text detection [195]	2023	×	✓	×	×	✓
Localizing in-domain adaptation of transformer-based... [24]	2023	✓	✓	✓	×	×
Efficient compressing and tuning methods for large language models... [82]	2023	×	✓	✓	×	✓
Large language models in medical and... [181]	2024	✓	✓	×	×	×
Large language model for mental health... [58]	2024	×	✓	×	✓	✓
OUR STUDY	2025	✓	✓	✓	✓	✓

Table 1. Focused existing surveys in this field. Here HS: Healthcare-specific, MD: Mental discourse, D/G: Decoder-only or GPT-like.

- (1) Propose an intuitive taxonomy for tuning and compression strategies in language models, and review prior studies to highlight emerging trends in model development (Fig. 2).
- (2) Outline the timeline of the SLM development in healthcare to categorize them by parameter range and functionality (Fig. 3).
- (3) Compile existing open-source resources, including publicly available models (Table 6) and commonly used training datasets (Table 4) in the literature.
- (4) Examine reductions in carbon footprint and showcase healthcare-specific SLMs to guide researchers in adopting sustainable and efficient practices in the healthcare research domain (Table 7).
- (5) Outline the role of SLMs in healthcare applications (§5.2), examine associated challenges, and highlight key research directions for clinical integration (§6).

We first identified the models through our search strategy, discovered the model configurations, and other architectural foundations. We further investigate its adaptation to clinical precision and compression techniques, followed by outlook as shown in Fig. 2.

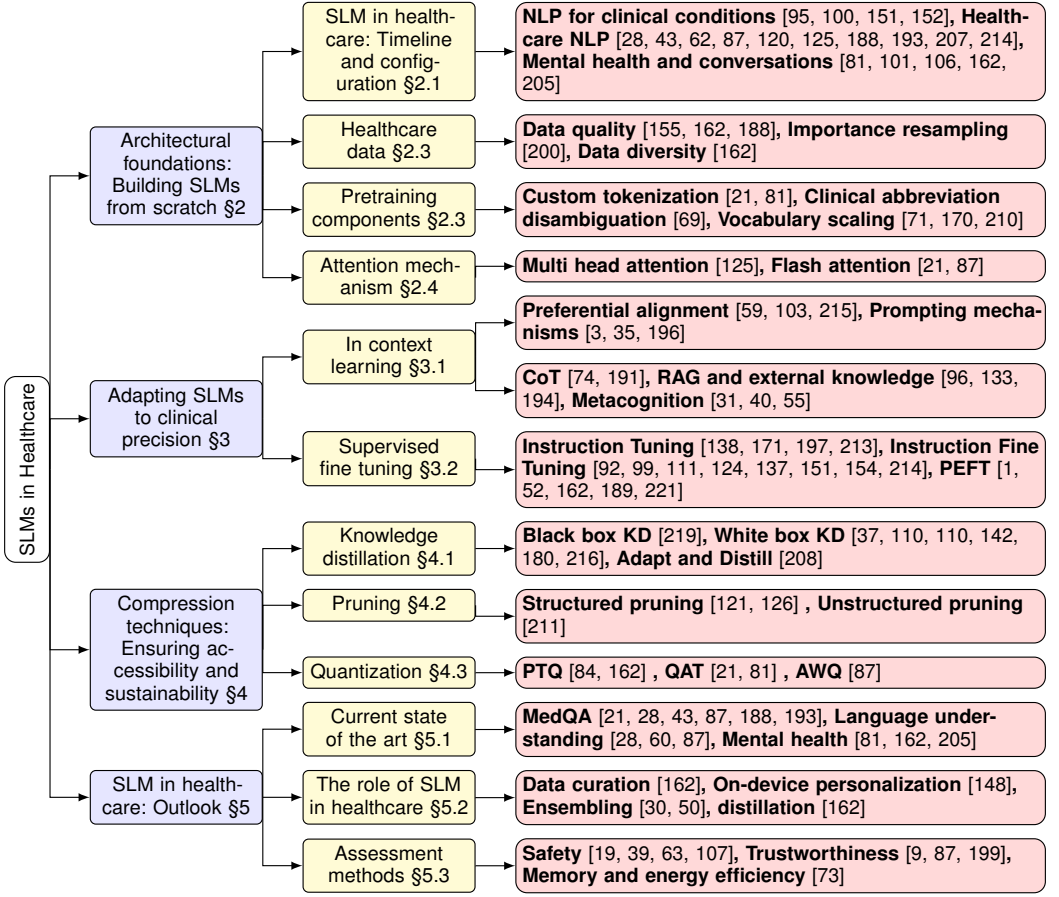


Fig. 2. Taxonomic overview of the study design for the rise of SLMs in healthcare.

2 Architectural foundations: Building SLMs from scratch

The **lightweight architectures** are designed for efficient performance with fewer parameters and reduced computational overhead while maintaining high performance in medical applications. While model efficiency is important, the success of SLMs in healthcare also depends on the quality and accessibility of medical data. This motivates a closer look at the data landscape in clinical settings. In this section, we identify SLMs in healthcare, their timeline, and configurations (§2.1) to focus on architectural foundations in healthcare through healthcare data (§2.2), pre-training components (§2.3), and attention mechanisms (§2.4).

2.1 SLM in healthcare: Timeline and configuration

We present the timeline of model development in Fig. 3. SLMs are configured with different aspects to optimize their performance. Notably, few studies provide detailed configurations of SLMs for healthcare applications. Table 2 presents the available configurations we identified, offering an overview of current development efforts. The model size, measured in parameters, typically ranges from 124 million to 7 billion weights. The model depth, defined by the number of transformer layers, typically spans from 22 to 32 layers. The hidden dimension, or the size of the model's

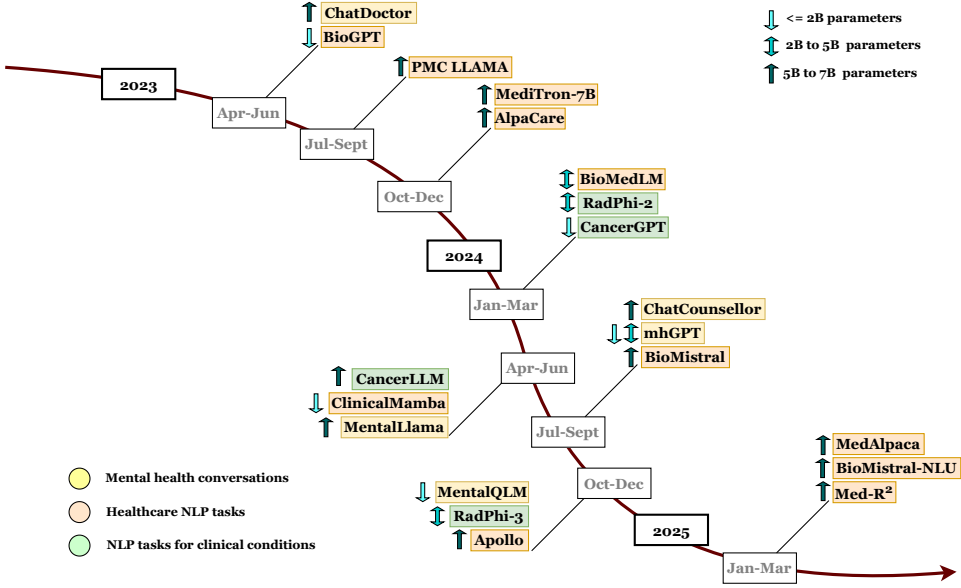


Fig. 3. Timeline of SLM development in healthcare. Transforming NLP-driven clinical decision-making, NLP tasks for medical conditions, and doctor-patient conversation or mental health analysis.

Table 2. Model configurations for existing SLM in healthcare, despite the limited availability in this domain. HS: hidden size, VS: Vocabulary size, MCW: Max context window

Model Name	Size	Year	Attention	Layers	HS	Heads	Activation	VS	MCW
BioGPT	347M, 1.5B	2023	MHA	24	1024	16	GELU	42384	1024
BioMedLM [21]	2.7B	2024	FA	32	2560	20	GELU	28896	1024
BioMistral	7B	2024	FA	32	4096	32	SiLU	32000	4096
mhGPT	1.98B, 2.8B	2024	-	22	3072	64, 32	-	52000	2048

embedding vectors, usually ranges from 1024 to 4096 units. To optimize attention processing, SLMs employ 16 to 64 parallel attention heads, enabling the model to focus on various aspects of the data simultaneously. Additionally, the context window defines the maximum sequence length, allowing the model to process up to 4096 tokens, which is crucial for handling long clinical texts such as patient records and discharge summaries. These design choices ensure that SLMs achieve both high accuracy and efficiency in healthcare applications.

2.2 Healthcare data

The healthcare domain presents unique challenges for language models due to the nature of its data. Clinical text data from EHRs, discharge summaries and physician notes holds valuable insights but is underutilized due to unstructured formats and medical jargon [42]. While models like Med-PaLM [174] excel in medical NLP, their scale limits deployment, underscoring the need for efficient and reliable SLM training strategies.

The datasets used for SLM construction are shown in Table 4. Yan et al. [203] highlights the challenges with data privacy and the lack of the open domain datasets. A potential solution is

Model	Training Dataset	Evaluation Dataset
AlpaCare [214]	MedInstruct-52k	MedInstruct-test, iCliniq, MedQA, HeadQA, PubmedQA, MedMCQA, MeQSum, MMLU, BBH, TruthfulQA
Apollo [188]	ApolloCorpora (12 multilingual med sources)	XMedBench (6 languages)
BioGPT [125]	PubMed abstracts	BC5CDR, KD-DTI, DDI, PubMedQA, BioASQ, HoC
BioMedLM [21]	PubMed abstracts and full articles	MedMCQA, MedQA, MMLU Medical Genetics, PubMedQA, BioASQ
BioMistral [87]	PubMed Central (3B tokens)	MMLU-medical, MedQA, MedMCQA, PubMedQA
BioMistral-NLU [43]	MNLU-Instruct (33 datasets)	15 NLU datasets (BLURB, BLUE)
CancerGPT [100]	DrugComb (common tissue)	DrugComb(Drug pairs in rare tissue)
CancerLLM [95]	Clinical notes, CancerNER, ICDDiagnosis	Phenotype extraction and diagnosis generation; counterfactual and misspelling robustness testbeds
ChatCounsellor [106]	Psych8k	Synthetic data from interviews
ChatDoctor [101]	Stanford Alpaca + HealthCareMagic	iCliniq, Wikipedia, MedlinePlus
ClinicalMamba [207]	MIMIC-III (ICU notes)	n2c2 2018, ICD-9 coding
Med-R ² [120]	None (prompt-based only)	MedQA, MedMCQA, MMLU-Med
MedAlpaca [62]	Medical Meadow (Anki Flashcards, StackExchange, WikiDoc, CORD-19, PubmedQA, MedQA, OpenAssistant)	USMLE
Meditron [28]	GAP-Replay corpus	MedQA, PubMedQA, MMLU-Medical
MentaLlama [205]	IMHI dataset (Reddit, Twitter, SMS)	Dreaddit, SAD, CAMS, Loneliness, MultiWD, IRF and 4 more
MentalQLM [162]	DR, MultiWD, Dreddit, Irf, SAD	Held-out subsets of DR, MultiWD, Dreddit, Irf, SAD
mhGPT [81]	PubMed + Reddit (mental health)	IRF, Dreaddit, SAD, MultiWD, PPD-NER
PMC-LLAMA [193]	MedC-K (papers, textbooks) + MedC-I (instructions)	MedQA, MedMCQA, PubMedQA
RadPhi-2 [151]	Radiopaedia.org, Super-Natural Instructions, Mimic-CXR report data	Held-out Radiopaedia QA sets, MIMIC-CXR report data
RadPhi-3 [152]	Mimic-CXR, MedicalDiff VQA, Chest-tlmagenome, CheXpert Plus reports	RaLEs, RadGraph2, MEDNLI, RADNLI, PadChest

Table 3. Comparison of healthcare SLMs: Year, training/evaluation datasets, and data scale.

the synthetic health data generation (SHDG), leveraging learning from statistical distributions of real-world datasets. Recent reviews and surveys on SHDG [51, 144] provide a quick reference guide for selecting appropriate synthetic data generation strategies. Recent studies used LLMs for SHDG and validated that LLM-generated synthetic data can improve system performance [80]. A comprehensive study on metrics for SHDG evaluation [139] noted the absence of a composite metric for quality assessment. SHDG supports data enhancement⁸ and de-identification⁹ in healthcare but also raises concerns about vulnerabilities such as data poisoning attacks¹⁰ that can compromise model integrity. Data poisoning attack [217] occurs when even 0.001% of training tokens are replaced by medical misinformation [7]. Lobo et al. [118] emphasizes the need for robust evaluation against data poisoning, which can be mitigated through secure data practices, thorough cleaning, and multistage model training [65].

High-quality datasets: The ‘*entropy law*’ highlights that the compression ratio of the training data is a decisive factor affecting model performance, if the overall quality and consistency of selected samples remain unchanged [209]. With limited computational resources, the use of high-quality data points is more effective for training than large and noisy datasets, improving efficiency with limited computational resources [80]. The data cleaning process filters noise, removes duplicates, handles outliers, and balances datasets to ensure better data quality. The discovery of data selection mechanisms ensures the learning of language models from high-quality data, thereby improving efficiency [218]. However, poor selection may lead to biased results and reduced model performance

⁸augmenting, interpolating, or fusing with synthetic data

⁹masking personally identifiable information from patient records

¹⁰malicious data is inserted into the training set, intentionally corrupting healthcare models to produce inaccurate or biased outputs

Task	Datasets
Language Inference	iCliniq, ICD9 Coding [136], i2b2 [176], MedlinePlus [101], MIMIC-CXR [76]
Language Understanding	Clinical Knowledge, College Biology, Medical Genetics, Professional Medicine [66]
Named Entity Recognition	BC5CDR [94], ICD9 coding [136], i2b2 [176]
Question Answering	BioASQ [173], MedMCQA [140], MedQA-USMLE [85], PubMedQA [75], Radiopaedia QA [151]
Relation Extraction	BC5CDR [94], DDI [67], KD-DTI [70]
Text Classification	CAMS [46], Dreddit [175], HoC [14], IRF [47], Loneliness [172], MultiWD [157], SAD [129]

Table 4. Open-source datasets used as benchmarks for NLP-driven healthcare tasks in the development of SLMs for clinical applications.

[200]. A recent survey on data selection mechanism highlights the need to scale down datasets, standardize evaluation metrics and data-centric benchmarking [6]. Qin et al. [149] discussed data assessment and selection methods to identify the most beneficial data points that are different from standard data quality assessment measures [91].

Data cleaning mechanisms are de-identification, de-sensitization, and de-duplication, that enhance model performance by reducing redundancy and increasing diversity. De-duplication improves data quality and prevents data leakage between training and test sets, as demonstrated by models like MediTron [155] and Apollo [188]. Importance resampling efficiently selects relevant data in a reduced feature space, outperforming existing methods and improving downstream model accuracy [200]. Notably, Shi et al. [162] employ perplexity and k-center greedy methods to increase data quality and data diversity, respectively, while developing SLM. After surveying data diversity metrics, Yang et al. [206] proposed an effective data selection strategy; however, its application in the healthcare domain remains unexplored, underscoring the need to benchmark selection methods for medical datasets to enhance diversity, minimize redundancy, and prevent overfitting. We enlist the training and evaluation datasets used in the existing SLMs for healthcare in Table 3 and mention open source datasets for each NLP task in Table 4.

2.3 Pretraining components

To effectively leverage SLMs, it is essential to understand the underlying components for pre-training the model. Pretraining on diverse, unlabeled corpora enables language models to learn general linguistic patterns, while task-specific fine-tuning allows them to adapt effectively to downstream NLP tasks in healthcare. Following data quality assessment and data selection, SLMs internalize linguistic structures, semantic relationships, and general world knowledge, establishing a robust foundation of language understanding.

Tokenization: Healthcare elements - ICD codes and drug names are challenging due to their ambiguity and domain-specific nature. Word-level tokenization (e.g., Word2Vec) splits text into whole words, leading to a large vocabulary and poor handling of rare words. Character-level tokenization uses individual characters, which handles rare or misspelled words well but results in longer sequences and less linguistic structure. In contrast to both, *subword tokenization* (e.g., BPE, WordPiece, and the Unigram Language Model) offers a middle ground by breaking words into frequent and meaningful subunits - prefixes or suffixes, mostly used by modern LLMs to efficiently handle both common and rare words [22]. Tokenization of non-language text (like medical codes) prevents LLMs from recognizing the inherent structure of coding systems, making them less effective at accurate classification [165]. Recently, tokenization in clinical texts has improved by using domain-specific tools like abbreviation disambiguation [69] and medical knowledge bases (e.g., Unified Medical language System (UMLS) [20]) to ensure consistency. Language models used tools like

TokenMonster¹¹, a subword tokenizer and vocabulary generator, and BatchBPE [135], an efficient Python-based Byte-Pair Encoding (BPE) method that reduces memory use by merging token pairs in batches. In general, the choice of tokenizer significantly affects the embedding space of the model and the training costs [8]. Inspired by efficiency of domain-specific vocabulary and tokenization [57], BioMedLM [21] uses a custom BPE tokenizer to prevent the tokenization of healthcare-specific terms [21]. Kim et al. [81] employed both, pretrained tokenizer and custom tokenizer to develop SLM model for mental health analysis. All evaluated LLMs exhibited poor performance on medical code querying, frequently producing imprecise or fabricated codes, underscoring the need for further research before clinical deployment [165]. There is pressing need for specialized tokenization strategies for ICD-codes query.

Vocabulary Size: The vocabulary size is the total number of unique tokens (words, subwords, or characters) that the model can recognize and generate. The larger vocabulary enhance both training efficiency and performance of the LLMs [169]. In SLMs, a dynamic vocabulary curriculum learning improves pretraining efficiency by adjusting token granularity—using longer tokens for predictable content and shorter ones for complex text—leading to better scaling to vocabulary size [210]. Tao et al. [170] introduced three methods to predict compute-optimal vocabulary sizes for SLMs. However, input and output vocabularies may exhibit distinct scaling behaviors in smaller models, underscoring the need for independent scaling strategies to optimize model design [71].

2.4 Attention mechanisms

Attention mechanisms play a central role in enabling language models to selectively focus on relevant information within input sequences. In this section, we describe core attention architectures and efficient attention mechanisms along with their time complexities and discuss recent efficiency-driven adaptations designed to support SLM development.

Core attention architectures: Core attention mechanisms in language models can be optimized for healthcare by investigating how clinical concepts and contextual information interact during processing. The attention mechanism has evolved from self-attention to cross-attention, and further to multi-head, entity-aware, and knowledge-guided variants — each contributing to advancements in healthcare applications. For example, *Self-attention* is useful in attending certain medical aspect—symptoms, diagnoses, or medications, capturing dependencies like the relationship between “chest pain” and “ECG findings” [179]. *Cross-attention* enables one source of information (e.g., lab results) to attend to another (e.g., physician notes), supporting rich understanding by integrating information from both structured and unstructured information [89]. *Global attention* highlights key clinical anchors (e.g., “principal diagnosis” or “chief complaint”) that influence interpretation of the entire record [115]. *Multi-head attention* (MHA) models multiple types of clinical relationships in parallel-temporal patterns, medication-disease interactions, or symptom clusters [130]. The *knowledge-guided attention* integrates biomedical ontologies or knowledge graphs (e.g., UMLS) to bias attention toward medically validated relationships, enhancing clinical accuracy and explainability [98]. However, a key limitation of core attention mechanisms—particularly self-attention—is their memory inefficiency, as the computational and memory cost scales quadratically with the input length, making it challenging to process long clinical documents or patient histories in EHR.

Efficient attention: To address computational bottlenecks, SLM in healthcare leverage memory-efficient attention adaptations. *Sparse attention* restricts these interactions to the most relevant information—focusing only on recent or abnormal findings—making it ideal for processing lengthy medical notes efficiently [17, 29]. *Multi-query attention* (MQA) allows multiple attention heads to share the same keys and values (KV) pairs [202]. For example, in a clinical note, different attention

¹¹<https://github.com/alasdairforsythe/tokenmonster>

heads can be used to extract aspects like demographic information, medication history, and clinical conditions, while sharing the same KV pairs. *Grouped-query attention* (GQA) groups query heads into clusters, with each cluster sharing a KV pair [5]. For example, when extracting SDoH, one cluster of heads might focus on housing, another on employment, and another on education. *Multi-Head Latent Attention* uses low-rank compression of KV pairs to reduce the need for a KV cache [122]. For example, a model extracting QoL measures from patient feedback can use this compression to handle large datasets without storing full-dimensional attention matrices for each concept. QCQA introduces a quality- and capacity-aware grouped query attention mechanism that optimally balances key-value (KV)-cache size and text generation accuracy, outperforming GQA by up to 20% in accuracy and reducing memory requirements by 40% without fine-tuning [78]. *Flash Attention* (FA) divides the attention matrix into smaller blocks and recomputes them during backpropagation, saving up to 4 times more memory without losing precision [33]. For example, in a clinical question-answering system, instead of storing the entire attention matrix for a patient’s full medical report, FA stores only key blocks and recomputes others as needed, reducing memory usage and allowing the system to handle larger datasets like multi-visit histories.

Low-Rank Factorization approximates the full attention matrix by decomposing it into smaller, lower-dimensional matrices, retaining only the essential relationships. In a clinical concept extraction model, this approach increases efficiency by replacing large KV matrices with more compact representations. A series of advancements in low-rank adaptation techniques have emerged to optimize LLM fine-tuning. *Memory-Efficient Attention* optimizes processing by calculating attention scores without storing the entire matrix. In a real-time clinical decision support system, this approach allows for dynamic attention score calculation using medical records, enabling efficient analysis of patient symptoms and medical history without storing full context. *Sliding Window Attention* captures local dependencies by focusing on a fixed-sized window of neighboring tokens. The clinical note SUM allows the model to focus on specific sections such as the history of the present illness. *Random Projection Attention* uses dimensionality reduction to approximate softmax attention, improving scalability. Building on these foundations, recent advancements have given rise to more sophisticated architectures. Notably, Mamba [56] introduces a selective state space model characterized by input-dependent transitions. In predictive models for patient outcomes, it reduces the complexity of processing high-dimensional data, such as medical tests and demographics, making the model more efficient and computationally cost-effective for large datasets and real-time predictions. We analyze the time complexity of each attention mechanism to shed some light on how healthcare research can integrate attention-driven component based on available resources in Table 5.

3 Prompting, structured fine-tuning and reasoning: Adapting SLMs to clinical precision

After pretraining and the integration of attention mechanisms, prompt engineering, reasoning and instruction tuning becomes the most essential components to adapt the general instruct-language model to specific healthcare tasks. Fine-tuning enables the model to align with domain-specific objectives and improve performance in clinical settings. In this section, we discuss in-context learning (§3.1) and fine-tuning (§3.2).

3.1 In-context learning

In-context learning (ICL) in healthcare is the ability of language models to learn and adapt to new healthcare NLP tasks and provide meaningful outputs based on the context in clinical notes, without requiring explicit retraining or fine-tuning. While Dong et al. [38] provides a broad overview of ICL, a comprehensive survey dedicated to its applications in cNLP remains absent. In-context learning enables models to adapt to tasks without gradient updates, while *preference alignment* further refines

Table 5. Time complexities of various attention mechanisms in clinical NLP, from *least* to *most* efficient. Here, N is the sequence length, d is the embedding dimension, M is the cross-attended length, w is a local window size, g is the number of global tokens, and r is a low-rank dimension. “KG overhead” and ϵ indicate extra constant factors due to knowledge bases or entity-related modules. These values are based on official reports or estimated according to functionality.

Attention type	Time complexity	Use case in healthcare
Self-Attention	$O(N^2 \cdot d)$	Intra-note relationships
Cross-Attention	$O(N \cdot M \cdot d)$	Structured + unstructured fusion
Global (Sparse) Attention	$O(N \cdot w + N \cdot g)$	Global tokens for long notes
Multi-Head Attention	$O(N^2 \cdot d)$	Parallel clinical patterns
Knowledge-Guided Attention	$O(N^2) + \text{KG overhead}$	Ontology-driven alignment
Sparse Attention	$\sim O(N \cdot w), O(N \log N), \dots$	Restrict to local windows / relevant tokens
Multi-Query Attention	$O(N^2 \cdot d)$ [reduced memory]	Heads share the same K/V pairs
Grouped-Query Attention (GQA)	$O(N^2 \cdot d)$ [fewer K/V sets]	Group queries into clusters
Flash Attention	$O(N^2 \cdot d)$ [blockwise]	Near full precision, reduced memory
Multi-Head Latent Attention	$O(N^2 \cdot r), (r \ll d)$	Low-rank latent representations
Low rank factorization	$O(N^2 \cdot r), (r \ll d)$	Dimensionality reduction for large clinical corpora
Memory efficient attention	$O(N^2 \cdot d)$	Handle lengthy EHR data on limited GPU/TPU resources
Single window attention	$O(N \cdot w)$	Focus on a single local segment (useful for chunk-based analysis)
Random Projection Attention	$O(N)$	Linear approximation of full attention

their behavior to align with human values and domain-specific expectations, ensuring safer and more relevant responses in healthcare.

Alignment: The most renowned method for preference alignment is *reinforcement learning from human feedback (RLHF)*, which relies on reward models and policy updates that often introduce instability due to probability ratio-based optimization [13]. DeepSeek’s *Group Relative Policy Optimization* (GRPO) made RLHF more efficient [160], especially for complex reasoning tasks, while Stanford’s *direct preference optimization (DPO)* refines clinician response selection by dynamically adjusting the log probabilities of preferred versus non-preferred responses. These models uses human feedback to train language models and generate more preferred responses without requiring a separate reward model. Past studies reported that *supervised fine-tuning* (SFT) is sufficient for healthcare CLS tasks, whereas direct performance optimization yields superior results for clinical reasoning, and clinical triage [158]. Other than DPO [4], the research community has explored *multi-agent approach* of preferential data annotation through multiple rounds of dialogue [59, 215] and *reinforcement learning with environmental feedback* [103] in healthcare applications. Thus, preferential alignment methods have the potential to alleviate the labor-intensive workload of clinicians.

Prompt engineering: Prompt Engineering is the process of designing and optimizing inputs (prompts) given to the SLMs to generate meaningful, relevant, and actionable outputs in the healthcare domain [109]. Recently, the research community reported comprehensive reviews and surveys on the latest advances in prompt engineering for healthcare [190]. As the choice of prompt can notably influence the accuracy of LLM responses to medical queries [184], Prompt engineering has emerged as a critical skill for healthcare professionals, enabling more effective interaction with language models [132]. Building on this, frameworks like MED-Prompt have been developed to construct clinically relevant prompts that guide models in interpreting and extracting information from medical texts [3]. More recently, the introduction of active prompting—an adaptive technique where the model iteratively refines its responses based on prior feedback—has shown promise in enhancing diagnostic reasoning and minimizing erroneous inferences [35]. A recent survey by Wang et al. [183] reported a range of methods for designing prompts in healthcare applications.

Reasoning: *Reasoning* further increases the capabilities of model to infer relationships between concepts, drawing conclusions, and applying domain knowledge to produce outputs that are logically consistent with medical standards. Huang and Chang [72] discuss different mechanisms for improving

and eliciting reasoning in LLMs and benchmarks methods for evaluating reasoning abilities. To encourage reasoning in LLMs, chain-of-thought (CoT) prompting [192] and “let us think step-by-step” prompting [83] guides them to generate explicit reasoning steps before answering. CoT allows structured inference by breaking down complex medical queries into intermediate reasoning steps in healthcare NLP tasks [74, 191]. Wu et al. [196] critiques CoT prompting for its limitations across subspecialties and k-shot approaches for introducing noise, proposing AutoMedPrompt, leveraging textual gradients for optimizing system prompts to enhance medical reasoning in foundation LLMs.

The integration of external knowledge has advanced healthcare informatics by enhancing factual accuracy and reducing hallucinations [97, 186]. Retrieval-augmented generation (RAG) further strengthens healthcare language models by incorporating clinical knowledge into text generation to deliver contextually relevant responses [88]. The integration of RAG and CoT demonstrates improved performance on high-quality clinical notes, where early retrieval effectively anchors subsequent reasoning steps in domain-specific evidence while CoT-driven RAG offers advantages in handling lengthy and noisy notes by guiding retrieval through structured reasoning [96, 194]. In MetaICL (2023), meta-learns task-agnostic prompts for generalizing across specialties (e.g., cardiology to nephrology), “learning” patterns dynamically from the context [133]. The integration of structured knowledge from a *knowledge graph* (KG) into the model’s training or inference process enhance the model’s ability to understand context and reason over relationships. KG has the potential to map patient data to structured ontologies (e.g., SNOMED-CT, UMLS) and infer relationships (e.g., “fatigue + jaundice → hepatitis risk”). Recent studies on neuro-symbolic AI suggest the need of further investigation of *metacognition*¹² for advancing the field towards more intelligent, reliable, and context-aware AI systems [32, 36]. Metacognition improves decision-making in healthcare practitioners through cognitive bias identification, facilitation of systematic approaches, holistic approaches, and creative thinking [31]. MD-PIE emulates cognitive and reasoning abilities in medical reasoning and decision-making [40]. However, more robust evaluation frameworks that incorporate metacognitive abilities are required as they are essential for developing reliable language model enhanced clinical decision support systems [55].

3.2 Supervised fine-tuning

Fine-tuning on smaller, task-specific datasets enables language models to effectively leverage pre-trained knowledge for specialized domains or tasks [43, 171]. These techniques address challenges like limited computing resources, data quality, availability, and robustness, ensuring efficient adaptation to new tasks without extensive retraining. Instruction tuning is sometimes used interchangeably with instruction fine-tuning; however, the latter often refers to training with chat-specific templates. While the distinction is debated in the literature, we do not focus on this differentiation in this work.

Instruction tuning: Instructing tuning leverages instructions for flexibility. Instruction datasets are created by integrating annotated data into instruction-output pairs using templates. Alternatively, LLMs can generate outputs from manually or seed-generated instructions. In the human-generated questions with LLM annotations approach, humans create diverse, relevant questions, while LLMs provide initial answers. These answers are then reviewed and refined by humans, resulting in high-quality datasets for instruction tuning. The LLM-generated SDHG for instruction tuning increases training example diversity and reduces manual effort. Nazar et al. [138] provides a detailed guidance on designing and evaluating instruction datasets for healthcare is available appropriate data construction methods and strategies ensuring data quality [138, 213]. BioInstruct [171] and

¹²model’s capacity to monitor, assess, and adapt its own reasoning or output generation processes, often by estimating confidence, recognizing uncertainty, or reflecting on errors.

MIMIC-Instr [197] are the high-quality healthcare instruction datasets designed to enhance the training of language models for clinical NLP tasks.

Instruction fine-tuning Instruction fine-tuning leverages focused instructions for specific tasks. A recent study suggests that while full parameter instruction fine-tuning can enhance task-specific performance, it may also lead to knowledge degradation and an increased risk of hallucination, potentially due to the overwriting of pre-trained knowledge during the fine-tuning process [48]. AlpaCare is fine-tuned on MedInstruct-52k, a diverse machine-generated medical instruction-finetuning dataset, that outperforms previous medical LLMs [214]. LlamaCare enhances LLMs' ability to predict outcomes by fine-tuning existing LLM on various clinical tasks [99]. Instruction fine-tuning is employed to adapt the SLM for biomedical tasks [124], medical entity recognition [111], radiology tasks [151], ICU readmissions [137], medical documentation [92] and billing and coding [154]. However, the high-quality, diverse, and relevant instructions are key for SLM fine-tuning.

Parameter efficient fine tuning (PEFT) adapts models to specific tasks by training only a small (upto <5%) subset of parameters making them deployable on edge devices such as tablets in rural clinics. This rapid customization fine-tunes the model more efficiently while preserving the advantages of the pre-trained model. Starting with LoRA, subsequent methods like LoRA+, LoRA-FA, and AdaLoRA improve efficiency, memory usage, and adaptability, while approaches such as LoRA-drop, and DoRA introduce novel strategies like random matrix adaptation, output-based pruning, and weight decomposition to further enhance parameter-efficient tuning [128]. *LoRA* injects low-rank matrices into existing weights, allowing models to adapt to specialized tasks without full retraining, preserving foundational medical knowledge with minimal overhead [162]. Recent fine-tuning of Phi3.5-mini¹³ through quantized low-rank adapters (QLoRA) underscores its potential for providing basic medical recommendations in telemedicine and chatbot systems. *Adapter modules*, inserted between transformer layers, facilitate multi-task learning on these small layers instead of modifying the base model as mixture of experts [26]. Domain-specific PEFT approach [44] is employed for hospital discharge paper SUM [52], clinical RE [221], and biomedical NER [1]. *Prompt tuning* optimizes continuous "soft prompts" to guide models toward structured outputs [64, 189]. In *prefix tuning* a small set of trainable parameters (prefixes) is prepended to the input representation in a frozen language model, allowing adaptation to domain-specific tasks without modifying the core model weights.

4 Compression techniques: Ensuring accessibility and sustainability

The need for compressed models—via quantization, pruning, and knowledge distillation—arises from the demand to deploy LLMs efficiently on resource-constrained devices, reduce inference latency and memory usage, cut energy costs, and enable real-time applications while maintaining performance close to their larger counterparts. In healthcare, compressed models enable real-time clinical decision support, preserving patient privacy while operating on limited hardware for NLP-driven clinical decision-making.

4.1 Knowledge distillation

Knowledge distillation (KD) is a model compression technique that trains a smaller *student* model to replicate the behavior of a larger *teacher* model [68]. KD has proven effective for creating high-performance SLMs from LLMs while significantly reducing model size [182]. KD is comprised of two components: knowledge and distillation. The knowledge covers a variety of teacher-student frameworks: labeling (teacher-generated outputs), expansion (in-context sample generation), data

¹³<https://huggingface.co/microsoft/Phi-3-mini-4k-instruct>

curation (meta-driven synthesis), feature extraction (teacher-derived internal representations), feedback (evaluative guidance on student outputs), and self-knowledge (student-led output generation and quality filtering) [201]. Distillation covers supervised fine-tuning, divergence and similarity, Reinforcement learning, rank optimization. In *supervised fine-tuning*, also known as sequence-level KD, the student model is trained to maximize the likelihood of teacher-generated sequences, aligning its predictions with the teacher’s outputs through divergence or similarity-based loss functions. *Similarity-based methods* aligns internal representations of teacher and student models while *divergence-based methods* minimize distributional differences. *Reinforcement learning-based distillation* leverages teacher-generated feedback to train reward models and optimize student policies, aligning student outputs with teacher preferences through reward maximization and divergence minimization. *Ranking optimization* offers a stable, sample-efficient alternative to reinforcement learning by directly fine-tuning language models to favor preferred outputs over less favored ones using fixed teacher-generated preference datasets. Furthermore, the KD methods are categorized into *white-box* vs. *black-box* based on the information accessible from the teacher [204].

In **white-box KD**, a student not only observes the teacher’s outputs but also has access to the teacher model’s internal parameters or representations [2]. This additional insight into the teacher’s “internal structure” often enables the student to perform better since it can directly leverage the teacher’s learned features and hidden knowledge, addressing the challenges of LLM scalability and portability for health event prediction [37]. A feature-level knowledge distillation technique was introduced for medication recommendation, thereby training the SLM using hidden states of LLM [110]. In **black-box KD**, by contrast, only the teacher’s outputs (e.g. predicted logits or generated responses) are available to the student; the “internal structure” of the teacher is treated as a *black box* [143, 187]. This scenario commonly arises when using proprietary LLM APIs as teacher models, where only input–output pairs are accessible, but the underlying model weights remain unavailable. Despite the limited information, black-box KD has shown promising results by fine-tuning students on the input–output behaviors of large models. Complex reasoning and problem-solving skills can be transferred by distilling the teacher’s *CoT* and prompt-based capabilities.

Discussion on KD: Both black box and white box KD mechanisms are widely used in healthcare for developing SLM. Some notable studies are employing white-box KD for medication recommendation [110], health event prediction, lung cancer detection [142], emotion recognition in daily healthcare [216], clinical IE [180] and medical data SUM [114]. A sleep health management SLM leverages few-shot CoT (black-box) distillation to transfer problem-solving strategies, long-tail expert knowledge, and personalized recommendation capabilities from LLMs into the SLM [219]. Key problems identified while deploying knowledge distillation in the medical domain are insufficient training data, lack of data sharing, long-tail data distribution, label imbalance, and potential for further performance improvement [131]. In Adapt-and-Distill, both the teacher (LLM) and the student (SLM) are first adapted or fine-tuned to the target domain or task distribution, followed by knowledge distillation [208]. A task-agnostic, domain-adaptive distillation approach creates small, fast, and effective models by expanding domain-specific vocabulary and compressing large pre-trained models.

4.2 Pruning

Pruning is a long-established technique for model compression that reduces the size of a model by removing unnecessary or less important parameters [61, 90]. In language models, many weights can be zeroed out or eliminated with little to no effect on overall performance [18]. By pruning these redundant parameters, we can significantly shrink model size and accelerate inference, with only a

minor drop in accuracy if done carefully. Pruning thus makes models more storage-friendly, memory-efficient, and computation-efficient. Based on the granularity of removal, pruning is categorized as *unstructured pruning* and *structured pruning*.

Structured pruning streamlines LLM by eliminating entire architectural components—such as neurons, filter channels, attention heads, or even layers—instead of removing individual parameters [126, 198]. By selectively pruning structurally coherent groups of parameters, this approach yields a smaller yet regularly structured model—maintaining dense connectivity while reducing inference costs, for instance, LLM-Pruner [126]. **Unstructured pruning** removes individual weights from LLM without considering any specific structure within the model [41]. Unstructured pruning removes less important weights based on a threshold, resulting in a sparse model where the architecture remains unchanged, as long as enough weights stay to maintain performance. Unstructured pruning can deliver higher accuracy for a given compression ratio by allowing more targeted weight removal. However, its irregular sparsity pattern leads to inefficient memory access and limited speed-ups on standard hardware. To fully leverage the compression benefits, specialized libraries or hardware are needed, and even then, acceleration gains are modest unless the model is highly sparse. Post unstructured pruning, significant retraining or fine-tuning is often required to recover lost accuracy that can be resource-intensive.

Discussion on pruning: Contextual pruning is a promising method for building domain-specific language models [177]. Recent research has focused on one-shot pruning methods and improved criteria to minimize the need for costly retraining [211], validating its performance for healthcare tasks. ATP (All-in-One Tuning and Structural Pruning) is a unified approach that dynamically identifies optimal substructures during fine-tuning, integrating structural pruning with LoRA-aware regularization, achieving superior performance recovery compared to two-stage pruning methods in domain-specific applications [121]. The research community has witnessed a range of pruning mechanisms for generic language models [82], however, its investigation for healthcare domain remains unexplored.

4.3 Quantization

Quantization is the process of reducing precision of the model’s weights and activations from floating-point values (e.g., 32-bit) to lower-bit representations (e.g., 8-bit), thereby drastically reducing the memory footprint and computational cost of the model [54]. Quantization reduces model size by up to 4x (for 8-bit) and accelerates inference by using efficient low-bit operations. While it may cause slight precision loss due to mapping floating-point values to discrete levels, careful techniques can minimize accuracy degradation. Three components for quantization are weight, activation, and fixed-point [12]. Quantization is categorized based on the timing of quantization in the model’s lifecycle: *Post-Training Quantization (PTQ)* and *Quantization-Aware Training (QAT)*.

Post-training Quantization (PTQ) compresses a model after it has been fully trained by quantizing its weights (and optionally activations) to a lower precision, without requiring any additional retraining [34]. Post-Training Quantization (PTQ) is a simple and efficient method where an already trained LLM is converted to lower precision (e.g., 8-bit) with minimal data, without requiring full fine-tuning. It is faster and more cost-effective than retraining but may compromise on accuracy due to quantization errors. In practice, PTQ methods use an engineering approach to reduce accuracy loss. *Quantization-Aware Training (QAT)* simulates low-bit precision during training or fine-tuning process, allowing the model to adapt to learn and adjust for quantization errors [116]. This typically leads to better accuracy than PTQ, especially at very low bit widths. *Mixed precision* training in SLMs use both 32-bit (FP32) and 16-bit (FP16 or BFloat16) floating-point formats to optimize performance. Mixed precision allows researchers to train and fine-tune models more efficiently on

limited hardware, making it a vital technique for resource-constrained environments and small-scale deployments.

Discussion on quantization: DFQ-SAM is a data-free PTQ approach that calibrates quantization parameters without using original data, helping protect healthcare data privacy during model compression [102]. Quantized LLM were noticed for virtual mental health assistant [84], and medical documentation [53]. Bolton et al. [21] computes precision with low precision but storage and gradient communication with higher precision. A recent study examines two key methods of quantization: Activation-aware Weight Quantization (AWQ), which selectively preserves important weights to maintain performance, and BitsandBytes (BnB), which applies uniform fixed-precision quantization for constructing BioMistral [87]. QLoRA-based quantization enables low-precision LLMs to maintain strong reasoning and classification performance, enabling efficient deployment on edge devices for mental health applications [162].

5 SLM in healthcare: Outlook

Healthcare professionals expect accurate answers and proactive guidance in articulating their concerns, correct misunderstandings, and ask clarifying questions—achieved through multi-round conversation training to enhance response credibility. Multi-round training is feasible for SLMs than LLMs due to low computational demands, supporting an efficient implementation of on-device reasoning frameworks (e.g., RAG), enabling real-time personalized medical responses. A unified evaluation platform for healthcare SLMs should incorporate diverse benchmark NLP tasks, a well-defined care continuum (diagnosis, treatment), and comprehensive metrics (confidence, safety and factuality) to enable fair comparisons and advancements in the field. Healthcare-specific SLMs are commonly developed using one of three model sources: (i) generic LLMs, (ii) healthcare-specific LLMs, and (iii) generic SLMs. The generic LLMs are pre-trained generic data, serving as a robust backbone for downstream healthcare applications due to their strong linguistic, commonsense and reasoning capabilities. These models are often optimized and fine-tuned on medical corpora for cNLP tasks. Second, healthcare-specific LLMs are pre-trained on medical texts, explicitly designed to understand clinical jargon, biomedical terminology, and the patient-physician communication. The knowledge is further compressed into smaller architectures to form task-optimized SLMs. Third, generic SLMs are inherently lightweight and serve as a compact and computationally efficient foundation. Their adaption to healthcare domain through tuning, aids hospital systems with strict latency and privacy requirements. This section discusses the current state-of-the-art (§5.1), the role of SLM in healthcare (§5.2), and assessment models (§5.3).

5.1 Current state-of-the-art

We assemble the evaluation of existing healthcare SLMs on various NLP tasks, comparing their performance in medical QA through accuracy in Fig. 4a, NLU through F-score in Fig. 4b, and mental health analysis through weighted F-measure in Fig. 4c. We do not claim any computational novelty, but carry over the results from existing studies to report the current state-of-the-art.

Medical question answering: Among all others, the results of six SLMs/versions of healthcare-related models developed for medical tasks (BioMedLM [21], BioMistral-SLERP [87], BioMistral-DARE [87], MediTron [28], Med- R^2 [120], PMC-LLAMA [193]) were comparable on three most commonly used medical QA datasets: PubMedQA [75], MedMCQA [140], and MedQA-USMLE [85]. In addition to the medical tasks, we collected results from conversational models in healthcare (ChatDoctor [101], MedAlpaca [62], and AlpaCare [214]) Fig. 4a shows no single model dominates across all medical QA datasets. PMC-LLAMA achieves the highest score on PubMedQA (77.09%), demonstrating strong factual recall in biomedical literature. On MedQA-USMLE, which emphasizes clinical reasoning, Med- R^2 significantly outperforms all others with a score of 81.06%, indicating

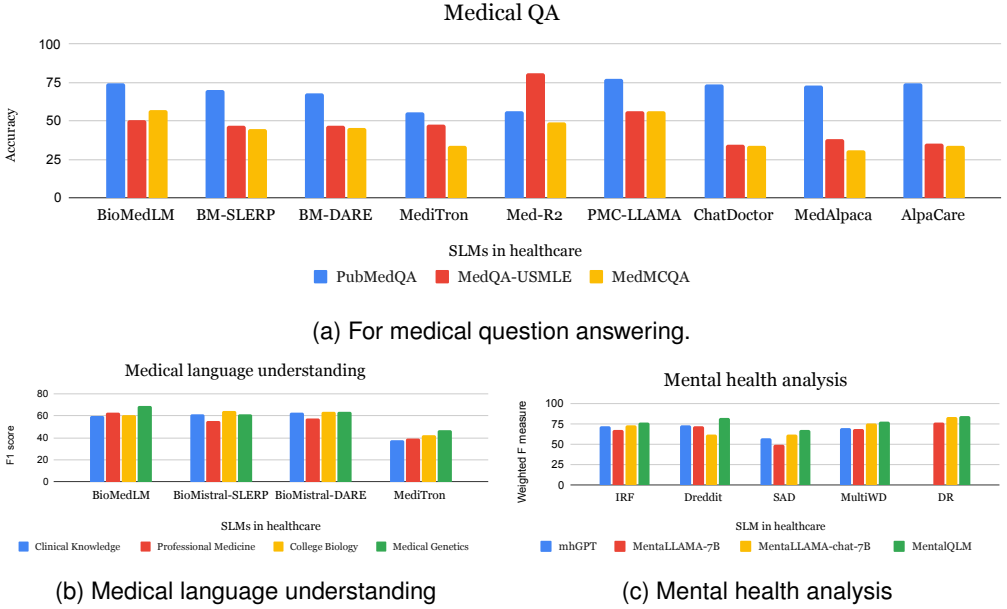


Fig. 4. Compiled performance of healthcare SLMs for the most commonly leveraged datasets in healthcare-specific NLP tasks.

its robustness in handling complex medical exam-style questions. BioMedLM shows the most consistent performance across all datasets, ranking among the top models for MedMCQA (57.3%), a multiple-choice QA dataset focused on general medical knowledge. These results underscore the importance of task-specific fine-tuning and diverse pretraining corpora in building high-performing medical language models. The effectiveness of healthcare SLMs varies across datasets, reflecting differences in reasoning complexity and domain specificity. The lack of a universally dominant model highlights the need for adaptive SLM architectures for clinical settings. Incorporating modular training strategies or task-specific adapters could help bridge the performance gap across diverse datasets.

Natural language understanding (NLU): In Fig. 4b, we collect results for four model (BioMedLM [21], BioMistral-SLERP [87], BioMistral-DARE [87], MediTron [28],) evaluated on the four common domains of NLU score: clinical knowledge, professional medicine, college biology, and medical genetics [66]. BioMistral-DARE consistently achieves the highest scores across all domains, including Clinical Knowledge (63.1%), Professional Medicine (57.4%), College Biology (63.4%), and Medical Genetics (63.3%), highlighting its effectiveness in both foundational and applied medical contexts. BioMistral-SLERP closely follows with its strongest result in Medical Genetics (69%), suggesting robust performance in specialized biological domains. In contrast, MediTron lags across all domains, indicating limited domain adaptation or insufficient training exposure to complex medical content. Fig. 4b highlights the varying effectiveness of models, suggesting the need for SLMs with improved efficiency for hospital utilization.

Mental health analysis: We gather the results from three models: MentaLLAMA [205], mhGPT [81], and MentalQLM [162]; among which MentaLLAMA have two variants: base model and chat model. The more widely adapted datasets are interpersonal risk factors [47], Dreddit [175], SAD [129], MultiWD [45], and DR [145]. MentalQLM achieves the highest scores on IRF (76.81%),

Paper	Year	Base Model	#Param	ICL	FT	KD	PR	QT	Task	A
BioGPT [125]	2022	GPT-2	347M, 1.5B	✓	✓	×	×	×	RE, QA, CLS	✓
BioMedLM [21]	2024	GPT-2	2.7B	×	✓	×	×	×	QA, IE, NLU	✓
CancerGPT [100]	2024	GPT-2	124M	×	✓	×	×	×	Drug synergy prediction	×
ClinicalMamba [207]	2024	Mamba	130M	×	✓	×	×	×	Cohort selection, ICD coding	✓
MentalQLM [162]	2024	Qwen1.5	0.5B	✓	✓	×	×	✓	Mental health classification	×
mhGPT [81]	2024	GPT-NeoX	1.98B, 2.8B	×	✓	×	×	✓	Mental health classification	✓
RadPhi-2 [151]	2024	Phi-2	2.7B	×	✓	×	×	×	Radiology QA, CXR NLP	✓
RadPhi-3 [152]	2024	Phi-3	3.8B	×	✓	×	×	×	summarization, labeling	×
AlpaCare [214]	2023	LLAMA-2	7B	✓	✓	×	×	×	QA, NLU	✓
Apollo [188]	2024	Qwen	<=7B	✓	×	×	×	×	Multilingual Med QA	✓
BioMistral [87]	2024	Mistral	7B	✓	✓	×	×	✓	QA, multilingual med data	✓
BioMistral-NLU [43]	2024	Mistral	7B	✓	✓	×	×	×	NER, RE, DC, QA, NLI	✓
CancerLLM [95]	2024	Mistral-7B	7B	×	✓	×	×	×	Phenotyping and text gen.	×
ChatCounselor [106]	2023	Vicuna-v1.3	7B	×	×	×	×	×	QA from hospital interviews	✓
ChatDoctor [101]	2023	LLaMA-2	7B	×	✓	×	×	×	Dialogue, QA, Retrieval	✓
Med-R ² [120]	2025	Qwen2.5	7B	✓	✓	×	×	×	Retrieval + reasoning pipeline	✓
MedAlpaca [62]	2023	LLAMA	7B	×	✓	×	×	✓	QA and Summarization	✓
MentalLlama [205]	2024	LLaMA-2	7B	×	✓	×	×	×	Mental health generation	✓
Meditron [28]	2023	LLaMA-2	7B	×	✓	×	×	×	Med QA, reasoning	✓
PMC-LLAMA [193]	2023	LLaMA-2	7B	✓	✓	×	×	×	Medical QA, dialogue	✓

Table 6. Comparison of existing SLM in healthcare: Here, ICL: In-context learning, FT: Fine tuning, KD: Knowledge distillation, PR: Pruning, QT: Quantization. The tasks are RE: Relation extraction, CLS: Text Classification, QA: Question Answering, IE: Information extraction. A is availability. * indicates that code is not released as on 1st April 2025.

Dreddit (82.85%), SAD (67.06%), and MultiWD (77.88%), reflecting its robustness in identifying psychological distress, sentiment, and well-being markers as shown in Fig. 4c. For the DR dataset, which lacks a score for mhGPT, MentalQLM narrowly outperforms other models with a top score of 84.20%. MentaLLAMA-chat-7B also shows competitive performance, particularly in DR (83.95%) and MultiWD (75.79%), indicating its strength in conversational contexts. The superior performance by existing SLMs underscores the importance of contextual and sensitive language understanding in mental health applications. ChatCounselor is benchmarked against existing LLMs using a robust GPT-4-based evaluation protocol, which emphasizes natural, human-like dialogue over mechanistic response listing [106]. ChatCounselor outperforms most open-source models and approaches ChatGPT in quality, underscoring the impact of domain-specific fine-tuning on enhancing personalized mental health support. Future work should explore benchmarking clinical mental health SLMs against existing mental health-focused or general-purpose LLMs to strengthen the confidence of key stakeholders- healthcare professionals. Moreover, as the training datasets are primarily derived from social media, the development of a well-established model is essential for effective deployment in clinical or hospital settings.

Miscellaneous: We further observed three biomedical language models—BioMistral, BioMistral-NLU, and BioGPT—on the *RE task* using the F1 score as the evaluation metric. BioGPT outperforms the other healthcare SLMs. The ClinicalMamba 2.8B achieves an F1 score of 56.51 and 74.34 for *IE task* of rare and common ICD coding, respectively. The performance of various language models on *NER tasks* across six biomedical datasets demonstrates superior performance by BioMistral-NLU. However, the F1 score varies from 55% to 90% for different NER dataset, highlight the need of specialized medical NER models. Clinical conditions (e.g., cancer) and medical expertise (e.g., radiology) consider the construction of specialized models using diagnosis generation tasks/RE, and radiology NLI/IE, respectively. The current state of the art highlights the need for language models that achieve an optimal balance between computational efficiency and high predictive accuracy, while ensuring responsible use of resources.

Discussion on comparative analysis of SLMs: SLMs have rapidly evolved for a diverse range of healthcare applications. Table 6 summarizes existing healthcare SLMs, detailing their base architectures, adaptation techniques, and target NLP tasks. Most SLMs are built on lightweight architectures like GPT-2, Phi-2, Mamba, Qwen, and LLaMA-2, often adapted with techniques such as fine-tuning and in-context learning. However, fewer models leverage quantization. Models like BioMistral, BioMistral-NLU, MentalQLM, and PMC-LLAMA exemplify state-of-the-art performance through multi-task adaptability, multilingual benchmarking, and specialized reasoning tasks (e.g., CoT QA). Yet, many efforts are still concentrated on QA and CLS, while areas like clinical SUM, temporal reasoning, and wellness dimension extraction remain underexplored. Additionally, we mapped the availability of SLMs within healthcare domain.

At present, healthcare models employ knowledge-aware methods, including ontology grounding using UMLS or SNOMED CT and RAG to enhance factual correctness. Integrating advanced interpretable reasoning mechanisms, such as metacognition, holds promise for enhancing the trustworthiness and reliability of clinical decision support systems. There is a pressing need to broaden the scope of tasks beyond traditional disease-centric applications like question answering and classification, toward holistic patient care, including the extraction and interpretation of emotional, social, behavioral, and wellness dimensions. Establishing standardized benchmarks for emerging clinical NLP tasks - wellness assessment, mental health triage, and personalized care planning will be vital to evaluating real-world utility and scientific progress. Moreover, Magnini et al. [127] evaluates the use of locally deployed open-source generic SLMs for medical chatbots, focusing on hypertension self-management to ensure privacy and reliability. It demonstrates that lightweight SLMs can perform competitively in key tasks, offering a viable, privacy-preserving alternative to large proprietary models.

5.2 The role of SLM in healthcare

Beyond the performance of standalone models, we explore the role of SLMs in synergy with LLMs, emphasizing their complementary strengths, capabilities, and applications in healthcare research. The potential of collaborative and competitive roles of SLMs and LLMs is underappreciated in fostering efficient and accessible AI models for clinical decision making. Amid the broad spectrum of SLM applications observed in prior studies on general models [27], this section delineates their specific relevance to NLP-driven decision-making tasks within the scope of healthcare informatics.

Data curation: Zhou et al. [220] proved that fine-tuning with just 1,000 high-quality instruction examples can produce a well-aligned model, emphasizing that data quality is more critical than quantity for efficient instruction tuning. Healthcare LLMs are susceptible to hallucinations [119], highlighting the need of high data quality for evaluation—particularly in terms of factuality, safety, and diversity—prior to model tuning [113]. Leveraging SLMs for efficient and targeted data selection offers a promising strategy to address hallucination [144, 162] (see Fig. 5a). However, despite the use of SLM for SHDG [104], the potential of SLMs in curating quality data remains largely unexplored.

On device personalization. Patient-generated data often includes sensitive content, making cloud-based annotations undesirable or restricted in clinical settings. Local annotation is possible but must remain sparse to avoid user disruption, and limited device storage hampers large-scale fine-tuning. To this end, Qin et al. [148] proposed the on-device LLM personalization framework that selects and stores representative user data in a self-supervised manner, using minimal memory and occasional annotations (see Fig. 5b). It forms training mini-batches from streaming interactions without retaining the entire data stream. Experiments show superior personalization accuracy and fine-tuning speed over standard baselines. **Ensembling SLMs.** Cho et al. [30] introduced a task-level ensemble technique that balances performance and costs by combining SLMs and LLMs, offering Pareto-optimal solutions. The power of ensembling SLMs for healthcare tasks is demonstrated

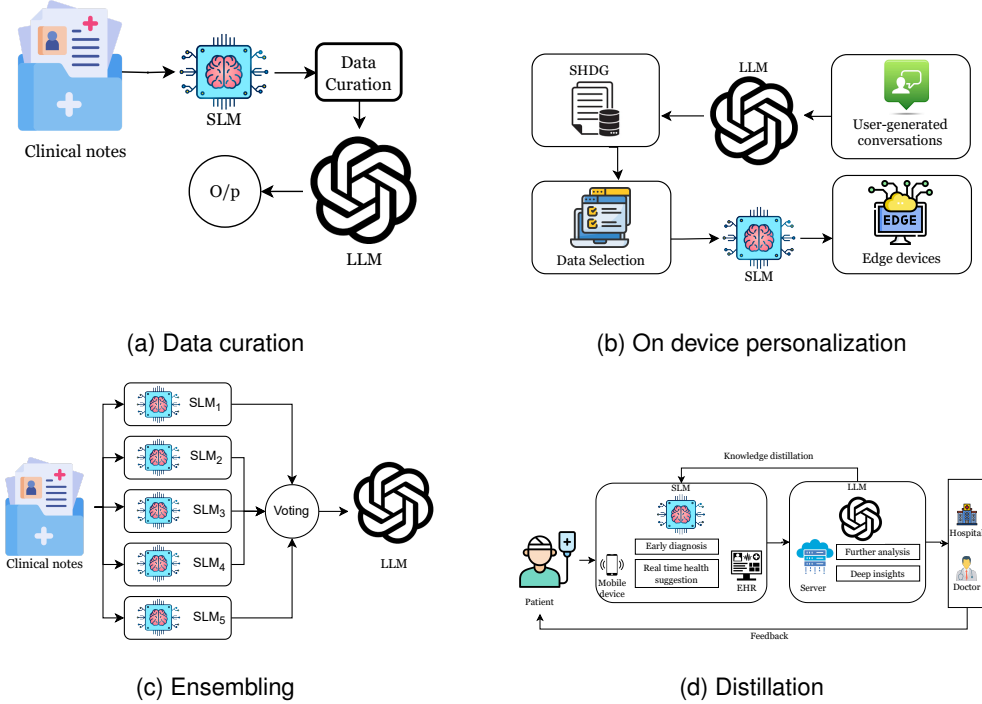


Fig. 5. The role of SLM in healthcare

by using multiple fine-tuned SLMs on different clinical report sections to ensure comprehensive coverage [50] (see Fig. 5c). Combined with a LLM for conflict resolution, this approach achieves high accuracy in tumor classification from pathology reports. **Distillation.** Lightweight language models are vital for expanding mental healthcare access, especially in low-resource settings [162]. With the use of knowledge distillation, high-performing cloud-based models can transfer knowledge to smaller edge models, boosting their efficiency and accuracy (see Fig. 5d). This enables real-time, personalized support on mobile devices while maintaining low resource demands, addressing global mental health gaps.

5.3 Assessment methods

Challenging the assumption that smaller models inherently compromise accuracy, recent research demonstrates that SLMs have the potential to perform effectively in specialized healthcare tasks [212]. However, ethical concerns remain critical barriers, underscoring the need for rigorous validation across diverse patient populations to ensure responsible healthcare adoption. As ethical concerns grow, developers and clinicians must proactively mitigate risks to ensure trustworthiness in patient-centered use—especially as SLMs become increasingly personalized and mobile. Evaluating performance is crucial due to the sensitive nature of medical information, where inaccurate or unsafe responses could potentially cause harm. Healthcare-specific SLM evaluations prioritize domain knowledge correctness through *accuracy and judgment*, *safety* through hallucination control, and alignment with medical standards through *trustworthiness*, and better resource utilization through *memory and energy efficiency*.

Table 7. Carbon emissions during the pretraining phase of various medical/healthcare LLMs, and the estimated number of trees required to offset one year of those emissions (assuming 0.021 tCO₂ absorbed per tree per year [150]). Unmarked emission values are reported by legitimate sources, while values marked with ≈ are estimates obtained from base models.

Paper	Base Model	Carbon Emissions (Metric Tons CO ₂)	Eq. #Trees 🌳/Year
AlpaCare [214]	LLAMA-2 7B	≈0.01	1
Apollo [188]	Qwen-7B (v2)	≈30.0	1,429
BioGPT [125]	GPT-2 Medium (345M)	≈0.10	5
BioMedLM [21]	GPT-2 (2.7B params)	2.00 [21]	96
BioMistral [87]	Mistral-7B	0.074 [87]	4
BioMistral-NLU [43]	BioMistral-7B (fine-tuned)	≈0.02	1
CancerGPT [100]	GPT 2 (124M)	≈0.001	1
CancerLLM [95]	Mistral-7B	≈1.00	48
ChatCounsellor [106]	Vicuna-v1.3 7B (fine-tuned)	≈0.01	1
ChatDoctor [101]	LLaMA-13B (fine-tuned)	≈0.01	1
ClinicalMamba [207]	Mamba (2.8B)	≈0.04	2
Med-R ² [120]	Qwen 2.5 (7B)	≈0.01	1
MedAlpaca [62]	LLAMA-2 7B	≈0.01	1
Meditron [28]	LLaMA-2 (7B) (continued pretrain)	0.20 ¹⁵	95
MentaLlama [205]	LLaMA-2 (7B/13B)	≈0.10	5
MentalQLM [162]	Qwen1.5	≈0.50	24
mhGPT [81]	GPT-based (1.98B)	≈0.10	5
PMC-LLAMA [193]	LLaMA-7B	≈0.08	4
RadPhi-2 [151]	Phi-2 (2.7B)	0.01 [151]	1
RadPhi-3 [152]	Phi-3 (3.8B)	≈0.02	~1

Accuracy and Judgment: Chen et al. [28] develop a novel, physician-curated adversarial question dataset rooted in real-world clinical scenarios, along with a comprehensive 17-metric evaluation framework designed to assess alignment and contextual relevance to clinical practice. Selene Mini is an open-source SLM designed for high-accuracy evaluation across diverse tasks¹⁴. Trained with a principled blend of supervised and preference optimization on curated data, it outperforms 11 benchmarks of SLMs as a judge, demonstrating robust, domain-adaptable, and format-resistant performance for real-world deployment.

Safety: A modular safety framework leveraging SLMs was proposed to detect and respond to harmful user queries, mitigating the computational overhead and performance compromises associated with embedding safety mechanisms directly within LLMs [86]. Employing SLMs as standalone safety modules in healthcare offers a scalable, efficient, and language-flexible approach to AI safety [19]. *Safety* infuse medical validation among virtual health assistants to reduce their manipulation leveraged on controlled conversations through question generation, thereby deriving positivity in communications. A pervasive problem with increased reliability on language models is hallucinations which can be classified into factuality and faithfulness. Med-Pal’s robust safety alignment showcase its consistent refusal to engage with diverse adversarial prompts, including prompt injection, jail-breaking, misinformation, and harmful outputs—demonstrating effective defense against misuse in clinical dialogue systems [39]. LookAhead Tuning enhances the safety of fine-tuned language models by incorporating partial answer previews during training, effectively preserving safety alignment while maintaining strong task performance with minimal computational overhead [107]. To address the critical gap in evaluating medical safety of LLMs, MedSafetyBench introduces the first benchmark grounded in medical ethics, revealing current models fall short and demonstrating that fine-tuning with this dataset enhances safety without compromising performance [63].

¹⁴<https://huggingface.co/blog/AtlaAI/selene-1-mini>

Trustworthiness: Benchmarking LLMs in healthcare requires standardized, domain-specific metrics to ensure safety, accuracy, and ethical integrity while addressing data privacy, bias, and explainability [9, 23]. Truthfulness is critical in language models to prevent misinformation. Using the TruthfulQA benchmark, BioMistral-7B shows strong performance, outperforming GPT-3.5 Turbo by 4%, though no model excels across all categories, highlighting task-specific strengths and limitations [87]. Faithfulness in AI-generated medical information remains a critical concern, and recent efforts focus on understanding its causes, developing evaluation metrics, and proposing mitigation strategies to ensure factual accuracy across generative medical AI applications [199].

Memory and energy efficiency: Energy efficiency is a high priority for SLMs, especially when used on battery-powered devices. MELODI is a novel framework and dataset designed to monitor and analyze energy consumption during LLM inference, revealing significant efficiency disparities and offering a foundation for sustainable, energy-conscious AI deployment [73]. Response length significantly impact power consumption, and concise outputs can reduce energy usage. We measure the reduced environmental impact of healthcare SLM development through carbon footprints in Table 7. Greenhouse equivalences can be calculated with a well-establish approach¹⁶.

6 Discussion and conclusion

SLMs are emerging as valuable tools for assisting physicians and patients by enabling personalized treatment plans, accelerating diagnoses, and streamlining medical record analysis. Our investigation of existing NLP-driven SLMs in healthcare—focused on English-speaking countries—aims to support clinical decision-making across the care continuum. We report the search terms and inclusion-exclusion criteria for identifying relevant studies. The timeline of SLM development reveals advances in NLP tasks for specific clinical conditions, healthcare NLP tasks, medical NLP tasks, and doctor-patient conversations/mental health applications. We propose the taxonomies to investigate customization and tuning; the compression techniques for development of specialized SLMs; and outlook for healthcare professionals. We justify the need of SLM development in a high-stake application - healthcare informatics and curate the open-source datasets and models to facilitate future developments. Domain-specific tokenization has advanced healthcare language models by leveraging tools like UMLS, abbreviation disambiguation, and custom BPE methods to preserve medical terminology structure, improving classification accuracy and reducing training costs [69]. The observation - input and output vocabularies exhibit distinct scaling behaviors in small models, raises open questions about optimal vocabulary construction, particularly in healthcare [71]. How far such optimization can be achieved through data selection and curriculum learning remains an important area for future exploration. Concept-based reasoning in large concept models offers promising potential for future clinical concept extraction by enabling deeper understanding of full clinical statements, including negations and causal relationships [15]. We discovered the pressing need to benchmark data selection methods for constructing high quality datasets.

We discuss architectural foundations for model development and key advancements in SLMs. Given the central role of self-attention in lightweight model architecture, we present a comparative analysis of attention mechanisms based on time complexity to guide the efficient selection and deployment of models for healthcare NLP tasks. Although low-rank adaptation techniques have been explored for SLM development in the past, their application in clinical concept extraction—remains underexplored, presenting opportunities to enhance efficiency and adaptability in task-specific fine-tuning. Advancing trustworthy healthcare SLMs requires integrating human-in-the-loop reasoning, CoT, RAG, knowledge graphs, and emerging meta-cognitive frameworks to improve factual accuracy, contextual understanding, and intelligent decision-making across clinical domains [11, 159]. With

¹⁶<https://www.epa.gov/energy/greenhouse-gas-equivalencies-calculator>

evolving CoT and RAG frameworks, there is an urgent need to investigate and advance in-context learning and reasoning mechanisms for knowledge-driven healthcare SLMs. Literature vouch for long training for small models [21].

Noticably, many task-specific models were compressed using knowledge distillation, a few healthcare SLM models employ quantization, while pruning remains largely unexplored in this domain. SLMs play a pivotal role in addressing the limitations of LLMs in healthcare by offering efficient, scalable, and privacy-preserving solutions across various stages of clinical AI pipelines. From high-quality data curation and on-device personalization to ensembling and knowledge distillation, SLMs complement LLMs by enabling low-latency, cost-effective, and context-aware decision support.

Our goal is to provide healthcare professionals with practical insights on deploying SLMs in real-time applications, rather than explaining their internal workings. **SLMs assist healthcare professionals** by extracting key clinical concepts—such as social determinants of health, quality of life, and therapeutic interventions—from unstructured text. They support clinical decision-making through automated diagnosis assistance, personalized treatment recommendations, and summarization of lengthy patient records. Additionally, SLMs enhance real-time clinical decision support by identifying rare diseases, drug interactions, and aligning patient data with medical literature. **SLMs support clinical research** by structuring EHR data and monitoring adverse events, thereby reducing manual chart reviews and enhancing data usability. They automate clinical coding and billing by mapping free-text entries to standardized codes, minimizing administrative burden and claim errors. SLMs also enable clinical QA by extracting relevant insights from research literature and patient records, accelerating evidence-based investigations. **SLMs have the potential to enhance patient-centered care** by analyzing sentiment and monitoring mental health to detect risks like worsening depression. They empower virtual health assistants and triage systems, facilitating personalized engagement and real-time conversational support. Additionally, SLMs improve healthcare accessibility through Plain Language Adaptation (PLA) - simplifying complex medical information for individuals with limited health literacy.

We report our study on the rise of SLMs in healthcare at Github repository. We further investigate and report the reduction in carbon-emission and rise in sustainability due to evolving SLM in healthcare. Further in this section, our concluding remarks covers challenges and future research directions (§6.1), and the impact of healthcare SLMs (§6.2).

6.1 Challenges and research directions

The contrast between the theoretical capabilities and real world limitations is a fascinating space to explore. SLMs in NLP-driven healthcare informatics are facing a significant benchmarking challenge. Unlike general-domain NLP, healthcare informatics relies heavily on proprietary, heterogeneous data, limiting reproducibility and transparency. Public datasets offer partial solutions but often lack representativeness. As models grow in complexity and autonomy, evaluation frameworks must evolve to incorporate safety, ethics, and trustworthiness. Standardized benchmarks are essential to ensure consistent assessment, with key criteria including “doctor-like” communication—demonstrating medical expertise, sound reasoning, and clinically relevant diagnostic insight. Progress requires collaborative efforts, sustainable funding, regulatory alignment, and a workforce skilled in both informatics and health sciences. Edge deployment is critical for expanding access to AI tools in underserved regions, enabling point-of-care decision support, and reducing reliance on cloud-based APIs that may raise data privacy concerns. Interoperability is the model’s ability to seamlessly integrate and operate within the existing Health Information Exchanges (HIEs) from different sites. Another significant advantage of SLMs is their potential when used in *multi-agent AI systems*—collections of specialized agents that collaborate to solve complex tasks. Instead of relying on a single monolithic model like an LLM, multi-agent systems distribute tasks among several domain-specific SLMs. Future research

must focus on developing modular interfaces, shared embedding spaces, and universal chaining frameworks that enable plug-and-play interoperability across models of varying sizes and capabilities. We posit the SLM development as a multi-dimensional solution for advancing NLP-centered healthcare informatics. Several active research directions in the development of generic SLMs are being effectively adapted to advance healthcare-specific SLM development. We enlist significant developments in healthcare as follows.

Human-in-the-loop systems integrate SLMs, LLMs, and expert oversight to ensure safe and effective deployment. SLMs assist with triage and uncertainty flagging, while LLMs manage complex synthesis. Embedding human feedback enhances trust and supports continual model refinement. Advancing flexible architectures, evaluation frameworks, and regulatory standards is essential, with future research focusing on efficient evaluators for clinical tasks, emphasizing factuality, safety, and uncertainty [23, 63, 199]. **Reducing manual chart review.** As LLMs are preferentially aligned with human-preferred responses and surpass human capabilities, the feasibility and reliability of human evaluation diminish, introducing a weak-to-strong generalization, wherein smaller, less capable models supervise and guide the alignment of more powerful models [25]. This paradigm has potential to reduce manual chart review efforts, enabling scalable, cost-effective, safe and factual preference alignment that exceed clinician expertise. **Summarizing medical reports.** SLMs perform high-quality abstractive summarization by distilling structured rationales from LLMs [185]. These rationales encapsulate important structural and semantic cues from the document, broken into high-level concepts, text-spans that support those themes, and relationships among key entities in the document. These structured rationales serve as interpretable reasoning traces that guide summary generation, similar to CoT prompting but in a structured, modular format. SLMs are rationale-aware, lightweight summarizers that are trained using intermediate reasoning signals setting a new paradigm for transparent and cost-effective summarization. **Bias detection and de-biasing models.** Because SLMs are often fine-tuned on relatively small clinical corpora (e.g., institutional EHRs or specialty-specific datasets), they are at high risk of inheriting data biases or overfitting to local linguistic patterns [156]. This can manifest in poor generalization to diverse patient populations, inaccurate risk stratification, or propagation of health disparities in AI-driven decision-making. Future research must incorporate domain-aware debiasing techniques such as adversarial training, fairness-aware objective functions, and counterfactual data augmentation. Rigorous bias audits and alignment assessments should become standard in the development lifecycle of healthcare SLMs. **Automated Machine Learning (AutoML).** While existing model compression techniques have shown significant progress, they continue to rely heavily on manual design—particularly in defining suitable student architectures for knowledge distillation, which demands considerable human effort. The application of AutoML to LLM remains limited due to the significant computational burden involved in scaling down models with billions of parameters. SLMs address this challenge by evaluating architectural components like model depth and attention head width within a reduced parameter space [117]. Shen et al. [161] reduce the search complexity by incorporating optimized initialization strategies, accelerating convergence. Therefore, the models must integrate AutoML approaches—meta-learning and neural architecture search, that offer a promising direction to mitigate this dependency. This will enhance compression efficiency without compromising performance.

6.2 Impact of SLMs

SLMs offer infrastructure-friendly deployment on edge devices using optimized hardware such as NVIDIA Jetson or Qualcomm AI accelerators. Software optimization techniques (distillation, quantization and pruning) significantly lower computational demands, enabling model adoption without costly hardware investments. However, challenges such as frequent model updates and

deployment across heterogeneous devices may introduce new scalability and maintenance complexities. Given these considerations, investigating the impact of model development is necessary to support responsible application. **Environmental and economic trade-offs:** Training GPT-3 with 175 billion parameters consumed 1287 MWh of electricity, and resulted in carbon emissions of 502 metric tons of carbon, equivalent to driving 112 gasoline powered cars for a year [141]. The environmental impact of AI is an escalating concern [153] where SLMs offer a partial solution by reducing the training and inference energy consumption by up to 80% [112]. This reduction directly translates into a smaller carbon footprint, making SLMs a more sustainable choice as evident from Table 7. This efficiency is valuable in healthcare, aligning with the growing movement toward green AI, where the need of real-time solutions must be balanced with sustainability goals. The future directions for environmentally conscious green (small/large) language model development in healthcare promotes compression techniques discussed in §4. **Ethical and Social Impact.** The integration of SLMs into clinical workflows alleviates provider burden while promoting equitable access, reducing digital disparities, and enhancing patient-centered care. Their lightweight nature enables deployment in low-resource settings, including rural clinics, mobile health units, and edge devices, thereby extending AI-driven support to underserved populations. By lowering the technical and financial barriers associated with large models, SLMs democratize the use of advanced NLP tools across diverse healthcare institutions [134]. Additionally, SLMs support data de-identification by enabling efficient, on-device removal of personally identifiable information (PII) from clinical texts, facilitating privacy-preserving data sharing and compliance with healthcare regulations. SLMs can support patient friendly adoption through plain language adaptation, and empower patients with timely, comprehensible information. However, addressing fairness, bias, and equitable access remains critical [156]. While the narrower focus of model training datasets allows for more effective bias filtering, it also risks excluding underrepresented groups or contexts. Therefore, careful dataset design is essential to ensure inclusive and responsible AI deployment. **Synthesis and Perspectives.** The goal of SLMs is to prioritize efficiency and accessibility. While, they mitigate environmental, economic, and ethical challenges associated with LLMs, the success of these methods largely depend on interdisciplinary collaborations, for example, hardware engineers optimizing for energy efficiency, clinicians validating medical tools, and policymakers ensuring equitable access. Future work in this direction requires standardized benchmarks for fairness and environmental impact, a step toward sustainable, human-centric AI.

6.3 Concluding remarks

This work underscores the transformative potential of SLMs in democratizing AI for healthcare, advocating for models that harmonize performance and ethical responsibility with limited resources. Future efforts must prioritize clinician-AI collaboration and regulatory alignment to unlock scalable, human-centric solutions for NLP-centered clinical applications in English speaking territories. Although LLMs possess extensive medical knowledge, smaller, specialized clinical LLMs outperform them, even when fine-tuned on limited annotated data [220]. However, generic SLM have potential to achieve comparable performance to LLMs in targeted use cases while reducing computational costs, emphasizing the sustainable model development [10]. However, whether task-specific SLM in healthcare achieve comparable performance to LLMs or not, is still an open research question [43, 87, 212]. Efforts have been made to explore medical QA, language understanding and mental health analysis; a huge gap lies in model development for clinical concept extraction and report summarization. Current research on SLMs remains nascent, with limited exploration of longitudinal real-world deployments.

While this study focuses on NLP-centered healthcare informatics for English speaking territories, we acknowledge the growing importance of multilingual and non-English models, which is beyond

our current scope. Our review excludes multimodal research and the model lacking peer-reviewed evidence. Moving forward, we aim to maintain an up-to-date repository on GitHub to reflect ongoing developments in this evolving field.

Acknowledgements

This study was supported by NIH (National Institutes of Health) R01 AG068007.

References

- [1] M Abishek, S Kishore, S Jayandar, SJ Aadith, and KR Bindu. 2024. Bio Medical Named Entity Recognition Using Large Language Models. In *2024 4th International Conference on Artificial Intelligence and Signal Processing (AISP)*. IEEE, 01–06.
- [2] Rishabh Agarwal, Nino Vieillard, Yongchao Zhou, Piotr Stanczyk, Sabela Ramos Garea, Matthieu Geist, and Olivier Bachem. 2024. On-policy distillation of language models: Learning from self-generated mistakes. In *The Twelfth International Conference on Learning Representations*.
- [3] Awais Ahmed, Xiaoyang Zeng, Rui Xi, Mengshu Hou, and Syed Attique Shah. 2024. MED-Prompt: A novel prompt engineering framework for medicine prediction on free-text clinical notes. *Journal of King Saud University-Computer and Information Sciences* 36, 2 (2024), 101933.
- [4] Imjin Ahn, Hansle Gwon, Young-Hak Kim, Tae Joon Jun, and Sanghyun Park. 2024. NOTE: Notable generation Of patient Text summaries through Efficient approach based on direct preference optimization. *arXiv preprint arXiv:2402.11882* (2024).
- [5] Joshua Ainslie, James Lee-Thorp, Michiel De Jong, Yury Zemlyanskiy, Federico Lebrón, and Sumit Sanghai. 2023. Gqa: Training generalized multi-query transformer models from multi-head checkpoints. *arXiv preprint arXiv:2305.13245* (2023).
- [6] Alon Albalak, Yanai Elazar, Sang Michael Xie, Shayne Longpre, Nathan Lambert, Xinyi Wang, Niklas Muennighoff, Bairu Hou, Liangming Pan, Haewon Jeong, et al. 2024. A survey on data selection for language models. *arXiv preprint arXiv:2402.16827* (2024).
- [7] Daniel Alexander Alber, Zihao Yang, Anton Alyakin, Eunice Yang, Sumedha Rai, Aly A Valliani, Jeff Zhang, Gabriel R Rosenbaum, Ashley K Amend-Thomas, David B Kurland, et al. 2025. Medical large language models are vulnerable to data-poisoning attacks. *Nature Medicine* (2025), 1–9.
- [8] Mehdi Ali, Michael Fromm, Klaudia Thellmann, Richard Rutmann, Max Lübbering, Johannes Leveling, Katrin Klug, Jan Ebert, Niclas Doll, Jasper Buschhoff, et al. 2024. Tokenizer choice for llm training: Negligible or crucial?. In *Findings of the Association for Computational Linguistics: NAACL 2024*. 3907–3924.
- [9] Manar Aljohani, Jun Hou, Sindhura Kommu, and Xuan Wang. 2025. A Comprehensive Survey on the Trustworthiness of Large Language Models in Healthcare. *arXiv preprint arXiv:2502.15871* (2025).
- [10] Loubna Ben Allal, Anton Lozhkov, Elie Bakouch, Gabriel Martín Blázquez, Guilherme Penedo, Lewis Tunstall, Andrés Marafioti, Hynek Kydlíček, Agustín Piqueres Lajarin, Vaibhav Srivastav, et al. 2025. SmolLM2: When Smol Goes Big—Data-Centric Training of a Small Language Model. *arXiv preprint arXiv:2502.02737* (2025).
- [11] Lameck Mbangula Amugongo, Pietro Mascheroni, Steven Geoffrey Brooks, Stefan Doering, and Jan Seidel. 2024. Retrieval Augmented Generation for Large Language Models in Healthcare: A Systematic Review. *Preprint 10.20944/preprints202407.0876.v1* (2024).
- [12] Guangji Bai, Zheng Chai, Chen Ling, Shiyu Wang, Jiaying Lu, Nan Zhang, Tingwei Shi, Ziyang Yu, Mengdan Zhu, Yifei Zhang, et al. 2024. Beyond efficiency: A systematic survey of resource-efficient large language models. *arXiv preprint arXiv:2401.00625* (2024).
- [13] Yuntao Bai, Andy Jones, Kamal Ndousse, Amanda Askell, Anna Chen, Nova DasSarma, Dawn Drain, Stanislav Fort, Deep Ganguli, Tom Henighan, et al. 2022. Training a helpful and harmless assistant with reinforcement learning from human feedback. *arXiv preprint arXiv:2204.05862* (2022).
- [14] Simon Baker, Ilona Silins, Yufan Guo, Imran Ali, Johan Högborg, Ulla Stenius, and Anna Korhonen. 2016. Automatic semantic classification of scientific literature according to the hallmarks of cancer. *Bioinformatics* 32, 3 (2016), 432–440.
- [15] Loïc Barrault, Paul-Ambroise Duquenne, Maha Elbayad, Artyom Kozhevnikov, Belen Alastruey, Pierre Andrews, Mariano Coria, Guillaume Couairon, Marta R Costa-jussà, David Dale, et al. 2024. Large Concept Models: Language Modeling in a Sentence Representation Space. *arXiv preprint arXiv:2412.08821* (2024).
- [16] Samir Brahim Belhaouari and Insaf Kraidia. 2025. Efficient self-attention with smart pruning for sustainable large language models. *Scientific Reports* 15, 1 (2025), 10171.
- [17] Iz Beltagy, Matthew E Peters, and Arman Cohan. 2020. Longformer: The long-document transformer. *arXiv preprint arXiv:2004.05150* (2020).

- [18] Shane Bergsma, Nolan Simran Dey, Gurpreet Gosal, Gavia Gray, Daria Soboleva, and Joel Hestness. 2025. Straight to Zero: Why Linearly Decaying the Learning Rate to Zero Works Best for LLMs. In *The Thirteenth International Conference on Learning Representations*.
- [19] Meenesh Bhimani, Alex Miller, Jonathan D Agnew, Markel Sanz Ausin, Mariska Raglow-Defranco, Harpreet Mangat, Michelle Voisard, Maggie Taylor, Sebastian Bierman-Lytle, Vishal Parikh, et al. 2025. Real-World Evaluation of Large Language Models in Healthcare (RWE-LLM): A New Realm of AI Safety & Validation. *medRxiv* (2025), 2025–03.
- [20] Olivier Bodenreider. 2004. The unified medical language system (UMLS): integrating biomedical terminology. *Nucleic acids research* 32, suppl_1 (2004), D267–D270.
- [21] Elliot Bolton, Abhinav Venigalla, Michihiro Yasunaga, David Hall, Betty Xiong, Tony Lee, Roxana Daneshjou, Jonathan Frankle, Percy Liang, Michael Carbin, et al. 2024. Biomedlm: A 2.7 b parameter language model trained on biomedical text. *arXiv preprint arXiv:2403.18421* (2024).
- [22] Tyler J Bradshaw, Xin Tie, Joshua Warner, Junjie Hu, Quanzheng Li, and Xiang Li. 2025. Large Language Models and Large Multimodal Models in Medical Imaging: A Primer for Physicians. *Journal of Nuclear Medicine* 66, 2 (2025), 173–182.
- [23] Leona Cilar Budler, Hongyu Chen, Aokun Chen, Maxim Topaz, Wilson Tam, Jiang Bian, and Gregor Stiglic. 2025. A Brief Review on Benchmarking for Large Language Models Evaluation in Healthcare. *Wiley Interdisciplinary Reviews: Data Mining and Knowledge Discovery* 15, 2 (2025), e70010.
- [24] Tommaso Mario Buonocore, Claudio Crema, Alberto Redolfi, Riccardo Bellazzi, and Enea Parimbelli. 2023. Localizing in-domain adaptation of transformer-based biomedical language models. *Journal of Biomedical Informatics* 144 (2023), 104431.
- [25] Collin Burns, Pavel Izmailov, Jan Hendrik Kirchner, Bowen Baker, Leo Gao, Leopold Aschenbrenner, Yining Chen, Adrien Ecoffet, Manas Joglekar, Jan Leike, et al. 2023. Weak-to-strong generalization: Eliciting strong capabilities with weak supervision. *arXiv preprint arXiv:2312.09390* (2023).
- [26] Weilin Cai, Juyong Jiang, Fan Wang, Jing Tang, Sunghun Kim, and Jiayi Huang. 2025. A Survey on Mixture of Experts in Large Language Models. *IEEE Transactions on Knowledge and Data Engineering* (2025).
- [27] Lihu Chen and Gaël Varoquaux. 2024. What is the role of small models in the llm era: A survey. *arXiv preprint arXiv:2409.06857* (2024).
- [28] Zeming Chen, Alejandro Hernández Cano, Angelika Romanou, Antoine Bonnet, Kyle Matoba, Francesco Salvi, Matteo Pagliardini, Simin Fan, Andreas Köpf, Amirkeivan Mohtashami, et al. 2023. Meditron-70b: Scaling medical pretraining for large language models. *arXiv preprint arXiv:2311.16079* (2023).
- [29] Rewon Child, Scott Gray, Alec Radford, and Ilya Sutskever. 2019. Generating long sequences with sparse transformers. *arXiv preprint arXiv:1904.10509* (2019).
- [30] Hyunjoon Cho, Sungmin Kang, Gabin An, and Shin Yoo. 2025. COSMosFL: Ensemble of Small Language Models for Fault Localisation. *arXiv preprint arXiv:2502.02908* (2025).
- [31] David Church and Mark Carroll. 2023. How does metacognition improve decision-making in healthcare practitioners? *Journal of Paramedic Practice* 15, 3 (2023), 113–123.
- [32] Brandon C Colelough and William Regli. 2025. Neuro-Symbolic AI in 2024: A Systematic Review. *arXiv preprint arXiv:2501.05435* (2025).
- [33] T Dao, DY Fu, S Ermon, A Rudra, and C Flashattention Ré. 2022. Fast and memory-efficient exact attention with io-awareness, 2022. URL <https://arxiv.org/abs/2205.14135> (2022).
- [34] Tim Dettmers, Mike Lewis, Younes Belkada, and Luke Zettlemoyer. 2022. Gpt3. int8 (): 8-bit matrix multiplication for transformers at scale. *Advances in neural information processing systems* 35 (2022), 30318–30332.
- [35] Shizhe Diao, Pengcheng Wang, Yong Lin, Rui Pan, Xiang Liu, and Tong Zhang. 2023. Active prompting with chain-of-thought for large language models. *arXiv preprint arXiv:2302.12246* (2023).
- [36] Aniket Didolkar, Anirudh Goyal, Nan Rosemary Ke, Siyuan Guo, Michal Valko, Timothy Lillicrap, Danilo Jimenez Rezende, Yoshua Bengio, Michael C Mozer, and Sanjeev Arora. 2024. Metacognitive capabilities of llms: An exploration in mathematical problem solving. *Advances in Neural Information Processing Systems* 37 (2024), 19783–19812.
- [37] Sirui Ding, Jiancheng Ye, Xia Hu, and Na Zou. 2024. Distilling the knowledge from large-language model for health event prediction. *Scientific Reports* 14, 1 (2024), 30675.
- [38] Qingxiu Dong, Lei Li, Damai Dai, Ce Zheng, Jingyuan Ma, Rui Li, Heming Xia, Jingjing Xu, Zhiyong Wu, Tianyu Liu, et al. 2022. A survey on in-context learning. *arXiv preprint arXiv:2301.00234* (2022).
- [39] Kabilan Elangovan, Jasmine Chiat Ling Ong, Liyuan Jin, Benjamin Jun Jie Seng, Yu Heng Kwan, Lit Soo Tan, Ryan Jian Zhong, Justina Koi Li Ma, YuHe Ke, Nan Liu, et al. 2024. Lightweight Large Language Model for Medication Enquiry: Med-Pal. *arXiv preprint arXiv:2407.12822* (2024).
- [40] Yasma Esteitieh, Shaurjya Mandal, and George Laliotis. 2025. Towards Metacognitive Clinical Reasoning: Benchmarking MD-PIE Against State-of-the-Art LLMs in Medical Decision-Making. *medRxiv* (2025), 2025–01.

- [41] Elias Frantar and Dan Alistarh. 2023. Sparsegpt: Massive language models can be accurately pruned in one-shot. In *International Conference on Machine Learning*. PMLR, 10323–10337.
- [42] Sunyang Fu, Andrew Wen, and Hongfang Liu. 2023. Clinical natural language processing in secondary use of EHR for research. In *Clinical Research Informatics*. Springer, 433–451.
- [43] Yajuan Velvin Fu, Giridhar Kaushik Ramachandran, Namu Park, Kevin Lybarger, Fei Xia, Ozlem Uzuner, and Meliha Yetisgen. 2024. BioMistral-NLU: Towards More Generalizable Medical Language Understanding through Instruction Tuning. *arXiv preprint arXiv:2410.18955* (2024).
- [44] Deva Kumar Gajulamandiyam, Sainath Veerla, Yasaman Emami, Kichang Lee, Yuanting Li, Jinthy Swetha Mamillapalli, and Simon Shim. 2025. Domain Specific Finetuning of LLMs Using PEFT Techniques. In *2025 IEEE 15th Annual Computing and Communication Workshop and Conference (CCWC)*. IEEE, 00484–00490.
- [45] Muskan Garg, Xingyi Liu, MSVPJ Sathvik, Shaina Raza, and Sunghwan Sohn. 2024. MultiWD: Multi-label wellness dimensions in social media posts. *Journal of biomedical informatics* 150 (2024), 104586.
- [46] Muskan Garg, Chandni Saxena, Sriparna Saha, Veena Krishnan, Ruchi Joshi, and Vijay Mago. 2022. CAMS: An Annotated Corpus for Causal Analysis of Mental Health Issues in Social Media Posts. In *Proceedings of the Thirteenth Language Resources and Evaluation Conference*. European Language Resources Association, Marseille, France, 6387–6396. <https://aclanthology.org/2022.lrec-1.686>
- [47] Muskan Garg, Amirmohammad Shahbandegan, Amrit Chadha, and Vijay Mago. 2023. An annotated dataset for explainable interpersonal risk factors of mental disturbance in social media posts. *arXiv preprint arXiv:2305.18727* (2023).
- [48] Sreyan Ghosh, Chandra Kiran Reddy Evuru, Sonal Kumar, Deepali Aneja, Zeyu Jin, Ramani Duraiswami, Dinesh Manocha, et al. 2024. A closer look at the limitations of instruction tuning. *arXiv preprint arXiv:2402.05119* (2024).
- [49] Stephen Gilbert. 2023. European regulation of digital respiratory healthcare. *Digital Respiratory Healthcare (ERS Monograph)*. Sheffield, *European Respiratory Society* (2023), 63–78.
- [50] Lovedeep Gondara, Jonathan Simkin, Shebnum Devji, Gregory Arbour, and Raymond Ng. 2025. ELM: Ensemble of Language Models for Predicting Tumor Group from Pathology Reports. *arXiv preprint arXiv:2503.21800* (2025).
- [51] Aldren Gonzales, Guruprabha Guruswamy, and Scott R Smith. 2023. Synthetic data in health care: A narrative review. *PLOS Digital Health* 2, 1 (2023), e0000082.
- [52] Joyeeta Goswami, Kaushal Kumar Prajapati, Ashim Saha, and Apu Kumar Saha. 2024. Parameter-efficient fine-tuning large language model approach for hospital discharge paper summarization. *Applied Soft Computing* 157 (2024), 111531.
- [53] Sagar Goyal, Eti Rastogi, Sree Prasanna Rajagopal, Dong Yuan, Fen Zhao, Jai Chintagunta, Gautam Naik, and Jeff Ward. 2024. Healai: A healthcare llm for effective medical documentation. In *Proceedings of the 17th ACM International Conference on Web Search and Data Mining*. 1167–1168.
- [54] Robert M. Gray and David L. Neuhoff. 1998. Quantization. *IEEE transactions on information theory* 44, 6 (1998), 2325–2383.
- [55] Maxime Griot, Coralie Hemptinne, Jean Vanderdonckt, and Demet Yuksel. 2025. Large language models lack essential metacognition for reliable medical reasoning. *Nature communications* 16, 1 (2025), 642.
- [56] Albert Gu and Tri Dao. 2023. Mamba: Linear-time sequence modeling with selective state spaces. *arXiv preprint arXiv:2312.00752* (2023).
- [57] Yu Gu, Robert Tinn, Hao Cheng, Michael Lucas, Naoto Usuyama, Xiaodong Liu, Tristan Naumann, Jianfeng Gao, and Hoifung Poon. 2021. Domain-specific language model pretraining for biomedical natural language processing. *ACM Transactions on Computing for Healthcare (HEALTH)* 3, 1 (2021), 1–23.
- [58] Zhijun Guo, Alvina Lai, Johan H Thygesen, Joseph Farrington, Thomas Keen, Kezhi Li, et al. 2024. Large language models for mental health applications: Systematic review. *JMIR mental health* 11, 1 (2024), e57400.
- [59] Ashwin Kumar Gururajan, Enrique Lopez-Cuena, Jordi Bayarri-Planas, Adrian Tormos, Daniel Hinos, Pablo Bernabeu-Perez, Anna Arias-Duart, Pablo Agustin Martin-Torres, Lucia Urcelay-Ganzabal, Marta Gonzalez-Mallo, et al. 2024. Aloe: A family of fine-tuned open healthcare llms. *arXiv preprint arXiv:2405.01886* (2024).
- [60] Bernal Jiménez Gutiérrez, Huan Sun, and Yu Su. 2023. Biomedical Language Models are Robust to Sub-optimal Tokenization. In *The 22nd Workshop on Biomedical Natural Language Processing and BioNLP Shared Tasks*. 350–362.
- [61] Song Han, Jeff Pool, John Tran, and William Dally. 2015. Learning both weights and connections for efficient neural network. *Advances in neural information processing systems* 28 (2015).
- [62] Tianyu Han, Lisa C Adams, Jens-Michalis Papaioannou, Paul Grundmann, Tom Oberhauser, Alexander Löser, Daniel Truhn, and Keno K Bressen. 2023. MedAlpaca—an open-source collection of medical conversational AI models and training data. *arXiv preprint arXiv:2304.08247* (2023).
- [63] Tessa Han, Aounon Kumar, Chirag Agarwal, and Himabindu Lakkaraju. 2024. Medsafetybench: Evaluating and improving the medical safety of large language models. *arXiv preprint arXiv:2403.03744* (2024).

- [64] Jianping He, Fang Li, Jianfu Li, Xinyue Hu, Yi Nian, Yang Xiang, Jingqi Wang, Qiang Wei, Yiming Li, Hua Xu, et al. 2024. Prompt tuning in biomedical relation extraction. *Journal of Healthcare Informatics Research* 8, 2 (2024), 206–224.
- [65] Pengfei He, Yue Xing, Han Xu, Zhen Xiang, and Jiliang Tang. 2025. Multi-Faceted Studies on Data Poisoning can Advance LLM Development. *arXiv preprint arXiv:2502.14182* (2025).
- [66] Dan Hendrycks, Collin Burns, Steven Basart, Andy Zou, Mantas Mazeika, Dawn Song, and Jacob Steinhardt. 2020. Measuring massive multitask language understanding. *arXiv preprint arXiv:2009.03300* (2020).
- [67] María Herrero-Zazo, Isabel Segura-Bedmar, Paloma Martínez, and Thierry Declerck. 2013. The DDI corpus: An annotated corpus with pharmacological substances and drug–drug interactions. *Journal of biomedical informatics* 46, 5 (2013), 914–920.
- [68] Geoffrey Hinton, Oriol Vinyals, and Jeff Dean. 2015. Distilling the knowledge in a neural network. *arXiv preprint arXiv:1503.02531* (2015).
- [69] Manda Hosseini, Mandana Hosseini, and Reza Javidan. 2024. Leveraging large language models for clinical abbreviation disambiguation. *Journal of medical systems* 48, 1 (2024), 27.
- [70] Yutai Hou, Yingce Xia, Lijun Wu, Shufang Xie, Yang Fan, Jinhua Zhu, Tao Qin, and Tie-Yan Liu. 2022. Discovering drug–target interaction knowledge from biomedical literature. *Bioinformatics* 38, 22 (2022), 5100–5107.
- [71] Hongzhi Huang, Defa Zhu, Banggu Wu, Yutao Zeng, Ya Wang, Qiyang Min, and Xun Zhou. 2025. Over-tokenized transformer: Vocabulary is generally worth scaling. *arXiv preprint arXiv:2501.16975* (2025).
- [72] Jie Huang and Kevin Chen-Chuan Chang. 2022. Towards reasoning in large language models: A survey. *arXiv preprint arXiv:2212.10403* (2022).
- [73] Erik Johannes Husom, Arda Goknil, Lwin Khin Shar, and Sagar Sen. 2024. The Price of Prompting: Profiling Energy Use in Large Language Models Inference. *arXiv preprint arXiv:2407.16893* (2024).
- [74] Yue Jiang, Jiawei Chen, Dingkan Yang, Mingcheng Li, Shunli Wang, Tong Wu, Ke Li, and Lihua Zhang. 2025. Comt: Chain-of-medical-thought reduces hallucination in medical report generation. In *ICASSP 2025-2025 IEEE International Conference on Acoustics, Speech and Signal Processing (ICASSP)*. IEEE, 1–5.
- [75] Qiao Jin, Bhuwan Dhingra, Zhengping Liu, William Cohen, and Xinghua Lu. 2019. PubMedQA: A Dataset for Biomedical Research Question Answering. In *Proceedings of the 2019 Conference on Empirical Methods in Natural Language Processing and the 9th International Joint Conference on Natural Language Processing (EMNLP-IJCNLP)*. 2567–2577.
- [76] Alistair EW Johnson, Tom J Pollard, Nathaniel R Greenbaum, Matthew P Lungren, Chih-ying Deng, Yifan Peng, Zhiyong Lu, Roger G Mark, Seth J Berkowitz, and Steven Horng. 2019. MIMIC-CXR-JPG, a large publicly available database of labeled chest radiographs. *arXiv preprint arXiv:1901.07042* (2019).
- [77] Jitendra Jonnagaddala and Zoie Shui-Yee Wong. 2025. Privacy preserving strategies for electronic health records in the era of large language models. *npj Digital Medicine* 8, 1 (2025), 34.
- [78] Vinay Joshi, Prashant Laddha, Shambhavi Sinha, Om Ji Omer, and Sreenivas Subramoney. 2024. QCQA: Quality and Capacity-aware grouped Query Attention. *arXiv preprint arXiv:2406.10247* (2024).
- [79] Mladan Jovanovic and Mark Campbell. 2024. Compacting AI: In search of the small language model. *Computer* 57, 08 (2024), 96–100.
- [80] Andrea Kang, Jun Yu Chen, Zoe Lee-Youngzie, and Shuhao Fu. 2024. Synthetic data generation with LLM for improved depression prediction. *arXiv preprint arXiv:2411.17672* (2024).
- [81] Dae-young Kim, Rebecca Hwa, and Muhammad Mahbubur Rahman. 2024. mhGPT: A lightweight generative pre-trained transformer for mental health text analysis. *arXiv preprint arXiv:2408.08261* (2024).
- [82] Gun Il Kim, Sunga Hwang, and Beakcheol Jang. 2024. Efficient Compressing and Tuning Methods for Large Language Models: A Systematic Literature Review. *Comput. Surveys* (2024).
- [83] Takeshi Kojima, Shixiang Shane Gu, Machel Reid, Yutaka Matsuo, and Yusuke Iwasawa. 2022. Large language models are zero-shot reasoners. *Advances in neural information processing systems* 35 (2022), 22199–22213.
- [84] Ayush Kumar, Sanidhya Sharma, Shreyansh Gupta, and Dharmendra Kumar. 2024. Mental Healthcare Chatbot based on custom diagnosis documents using a quantized Large Language Model. In *2024 11th International Conference on Reliability, Infocom Technologies and Optimization (Trends and Future Directions)(ICRITO)*. IEEE, 1–6.
- [85] Tiffany H Kung, Morgan Cheatham, Arielle Medenilla, Czarina Sillos, Lorie De Leon, Camille Elepaño, Maria Madriaga, Rimel Aggabao, Giezel Diaz-Candido, James Maningo, et al. 2023. Performance of ChatGPT on USMLE: potential for AI-assisted medical education using large language models. *PLoS digital health* 2, 2 (2023), e0000198.
- [86] Ohjoon Kwon, Donghyeon Jeon, Nayoung Choi, Gyu-Hwung Cho, Changbong Kim, Hyunwoo Lee, Inho Kang, Sun Kim, and Taiwoo Park. 2024. SLM as Guardian: Pioneering AI Safety with Small Language Models. *arXiv preprint arXiv:2405.19795* (2024).
- [87] Yanis Labrak, Adrien Bazoge, Emmanuel Morin, Pierre-Antoine Gourraud, Mickael Rouvier, and Richard Dufour. 2024. Biomistral: A collection of open-source pretrained large language models for medical domains. *arXiv preprint*

- arXiv:2402.10373* (2024).
- [88] Aritra Kumar Lahiri and Qinmin Vivian Hu. 2024. AlzheimerRAG: Multimodal Retrieval Augmented Generation for PubMed articles. *arXiv preprint arXiv:2412.16701* (2024).
 - [89] Haoran Lai, Qingsong Yao, Zihang Jiang, Rongsheng Wang, Zhiyang He, Xiaodong Tao, and S Kevin Zhou. 2024. Carzero: Cross-attention alignment for radiology zero-shot classification. In *Proceedings of the IEEE/CVF Conference on Computer Vision and Pattern Recognition*. 11137–11146.
 - [90] Yann LeCun, John Denker, and Sara Solla. 1989. Optimal brain damage. *Advances in neural information processing systems* 2 (1989).
 - [91] Kathleen Lee, Nicole Weiskopf, and Jyotishman Pathak. 2018. A framework for data quality assessment in clinical research datasets. In *AMIA Annual Symposium Proceedings*, Vol. 2017. 1080.
 - [92] Hui Yi Leong, Yi Fan Gao, Ji Shuai, Yang Zhang, and Uktu Pamuksuz. 2024. Efficient fine-tuning of large language models for automated medical documentation. *arXiv preprint arXiv:2409.09324* (2024).
 - [93] Mike Lewis, Yinhan Liu, Naman Goyal, Marjan Ghazvininejad, Abdelrahman Mohamed, Omer Levy, Ves Stoyanov, and Luke Zettlemoyer. 2019. Bart: Denoising sequence-to-sequence pre-training for natural language generation, translation, and comprehension. *arXiv preprint arXiv:1910.13461* (2019).
 - [94] Jiao Li, Yueping Sun, Robin J Johnson, Daniela Sciaky, Chih-Hsuan Wei, Robert Leaman, Allan Peter Davis, Carolyn J Mattingly, Thomas C Wiegiers, and Zhiyong Lu. 2016. BioCreative V CDR task corpus: a resource for chemical disease relation extraction. *Database* 2016 (2016).
 - [95] Mingchen Li, Jiatan Huang, Jeremy Yeung, Anne Blaes, Steven Johnson, Hongfang Liu, Hua Xu, and Rui Zhang. 2024. Cancerllm: A large language model in cancer domain. *arXiv preprint arXiv:2406.10459* (2024).
 - [96] Mingchen Li, Huixue Zhou, Han Yang, and Rui Zhang. 2024. RT: a Retrieving and Chain-of-Thought framework for few-shot medical named entity recognition. *Journal of the American Medical Informatics Association* 31, 9 (2024), 1929–1938.
 - [97] Qiyuan Li, Haijiang Liu, Caicai Guo, Deyu Chen, Meng Wang, Feng Gao, and Jinguang Gu. 2025. Merging Clinical Knowledge into Large Language Models for Medical Research and Applications: A Survey. *arXiv preprint arXiv:2502.20988* (2025).
 - [98] Qiang Li, Xiaoyan Yang, Haowen Wang, Qin Wang, Lei Liu, Junjie Wang, Yang Zhang, Mingyuan Chu, Sen Hu, Yicheng Chen, et al. 2023. From beginner to expert: Modeling medical knowledge into general llms. *arXiv preprint arXiv:2312.01040* (2023).
 - [99] Rumeng Li, Xun Wang, and Hong Yu. 2024. LlamaCare: An Instruction Fine-Tuned Large Language Model for Clinical NLP. In *Proceedings of the 2024 Joint International Conference on Computational Linguistics, Language Resources and Evaluation (LREC-COLING 2024)*, Nicoletta Calzolari, Min-Yen Kan, Veronique Hoste, Alessandro Lenci, Sakriani Sakti, and Nianwen Xue (Eds.). ELRA and ICCL, Torino, Italia, 10632–10641. <https://aclanthology.org/2024.lrec-main.930/>
 - [100] Tianhao Li, Sandesh Shetty, Advait Kamath, Ajay Jaiswal, Xiaoqian Jiang, Ying Ding, and Yejin Kim. 2024. CancerGPT for few shot drug pair synergy prediction using large pretrained language models. *NPJ Digital Medicine* 7, 1 (2024), 40.
 - [101] Yunxiang Li, Zihan Li, Kai Zhang, Ruilong Dan, Steve Jiang, and You Zhang. 2023. Chatdoctor: A medical chat model fine-tuned on a large language model meta-ai (llama) using medical domain knowledge. *Cureus* 15, 6 (2023).
 - [102] Zhikai Li, Jing Zhang, and Qingyi Gu. 2024. Privacy-Preserving SAM Quantization for Efficient Edge Intelligence in Healthcare. *arXiv preprint arXiv:2410.01813* (2024).
 - [103] Hongxuan Liu, Zhiyao Luo, and Tingting Zhu. 2024. Best of Both Worlds: Harmonizing LLM Capabilities in Decision-Making and Question-Answering for Treatment Regimes. In *Advancements In Medical Foundation Models: Explainability, Robustness, Security, and Beyond*.
 - [104] Jinghui Liu, Bevan Koopman, Nathan J Brown, Kevin Chu, and Anthony Nguyen. 2025. Generating synthetic clinical text with local large language models to identify misdiagnosed limb fractures in radiology reports. *Artificial Intelligence in Medicine* 159 (2025), 103027.
 - [105] Jiahong Liu, Zexuan Qiu, Zhongyang Li, Quanyu Dai, Jieming Zhu, Minda Hu, Menglin Yang, and Irwin King. 2025. A Survey of Personalized Large Language Models: Progress and Future Directions. *arXiv preprint arXiv:2502.11528* (2025).
 - [106] June M Liu, Donghao Li, He Cao, Tianhe Ren, Zeyi Liao, and Jiamin Wu. 2023. Chatcounselor: A large language models for mental health support. *arXiv preprint arXiv:2309.15461* (2023).
 - [107] Kangwei Liu, Mengru Wang, Yujie Luo, Lin Yuan, Mengshu Sun, Ningyu Zhang, Lei Liang, Zhiqiang Zhang, Jun Zhou, and Huajun Chen. 2025. LookAhead Tuning: Safer Language Models via Partial Answer Previews. *arXiv preprint arXiv:2503.19041* (2025).
 - [108] Linqing Liu and Xiaolong Xu. 2023. Self-attention mechanism at the token level: gradient analysis and algorithm optimization. *Knowledge-Based Systems* 277 (2023), 110784.

- [109] Pengfei Liu, Weizhe Yuan, Jinlan Fu, Zhengbao Jiang, Hiroaki Hayashi, and Graham Neubig. 2023. Pre-train, prompt, and predict: A systematic survey of prompting methods in natural language processing. *ACM computing surveys* 55, 9 (2023), 1–35.
- [110] Qidong Liu, Xian Wu, Xiangyu Zhao, Yuanshao Zhu, Zijian Zhang, Feng Tian, and Yefeng Zheng. 2024. Large language model distilling medication recommendation model. *arXiv preprint arXiv:2402.02803* (2024).
- [111] Shengyu Liu, Anran Wang, Xiaolei Xiu, Ming Zhong, Sizhu Wu, et al. 2024. Evaluating Medical Entity Recognition in Health Care: Entity Model Quantitative Study. *JMIR Medical Informatics* 12, 1 (2024), e59782.
- [112] Vivian Liu and Yiqiao Yin. 2024. Green AI: exploring carbon footprints, mitigation strategies, and trade offs in large language model training. *Discover Artificial Intelligence* 4, 1 (2024), 49.
- [113] Wei Liu, Weihao Zeng, Keqing He, Yong Jiang, and Junxian He. 2023. What Makes Good Data for Alignment? A Comprehensive Study of Automatic Data Selection in Instruction Tuning. In *The Twelfth International Conference on Learning Representations*.
- [114] Xiaoxiao Liu, Mengqing Huang, Nicolay Rusnachenko, Julia Ive, Jian Chang, and Jian Jun Zhang. 2024. Enhancing Medical Dialogue Summarization: A MediExtract Distillation Framework. In *2024 IEEE International Conference on Bioinformatics and Biomedicine (BIBM)*. IEEE, 6466–6473.
- [115] Yuxin Liu. 2025. Attention is All Large Language Model Need. In *ITM Web of Conferences*, Vol. 73. EDP Sciences, 02025.
- [116] Zechun Liu, Barlas Oguz, Changsheng Zhao, Ernie Chang, Pierre Stock, Yashar Mehdad, Yangyang Shi, Raghuraman Krishnamoorthi, and Vikas Chandra. 2023. Llm-qat: Data-free quantization aware training for large language models. *arXiv preprint arXiv:2305.17888* (2023).
- [117] Zechun Liu, Changsheng Zhao, Forrest Iandola, Chen Lai, Yuandong Tian, Igor Fedorov, Yunyang Xiong, Ernie Chang, Yangyang Shi, Raghuraman Krishnamoorthi, et al. 2024. Mobilellm: Optimizing sub-billion parameter language models for on-device use cases. In *Forty-first International Conference on Machine Learning*.
- [118] Elita Lobo, Harvineet Singh, Marek Petrik, Cynthia Rudin, and Himabindu Lakkaraju. 2022. Data poisoning attacks on off-policy policy evaluation methods. In *Uncertainty in Artificial Intelligence*. PMLR, 1264–1274.
- [119] Shayne Longpre, Le Hou, Tu Vu, Albert Webson, Hyung Won Chung, Yi Tay, Denny Zhou, Quoc V Le, Barret Zoph, Jason Wei, et al. 2023. The flan collection: Designing data and methods for effective instruction tuning. In *International Conference on Machine Learning*. PMLR, 22631–22648.
- [120] Keer Lu, Zheng Liang, Da Pan, Shusen Zhang, Xin Wu, Weipeng Chen, Zenan Zhou, Guosheng Dong, Bin Cui, and Wentao Zhang. 2025. Med-R²: Crafting Trustworthy LLM Physicians through Retrieval and Reasoning of Evidence-Based Medicine. *arXiv preprint arXiv:2501.11885* (2025).
- [121] Lei Lu, Zhepeng Wang, Runxue Bao, Mengbing Wang, Fangyi Li, Yawen Wu, Weiwen Jiang, Jie Xu, Yanzhi Wang, and Shangqian Gao. 2024. All-in-One Tuning and Structural Pruning for Domain-Specific LLMs. *arXiv preprint arXiv:2412.14426* (2024).
- [122] Zhenyan Lu, Xiang Li, Dongqi Cai, Rongjie Yi, Fangming Liu, Xiwen Zhang, Nicholas D Lane, and Mengwei Xu. 2024. Small language models: Survey, measurements, and insights. *arXiv preprint arXiv:2409.15790* (2024).
- [123] Alexandra Sasha Luccioni, Emma Strubell, and Kate Crawford. 2025. From Efficiency Gains to Rebound Effects: The Problem of Jevons’ Paradox in AI’s Polarized Environmental Debate. *arXiv preprint arXiv:2501.16548* (2025).
- [124] Ling Luo, Jinzhong Ning, Yingwen Zhao, Zhijun Wang, Zeyuan Ding, Peng Chen, Weiru Fu, Qinyu Han, Guangtao Xu, Yunzhi Qiu, et al. 2024. Taiyi: a bilingual fine-tuned large language model for diverse biomedical tasks. *Journal of the American Medical Informatics Association* 31, 9 (2024), 1865–1874.
- [125] Renqian Luo, Liai Sun, Yingce Xia, Tao Qin, Sheng Zhang, Hoifung Poon, and Tie-Yan Liu. 2022. BioGPT: generative pre-trained transformer for biomedical text generation and mining. *Briefings in bioinformatics* 23, 6 (2022), bbac409.
- [126] Xinyin Ma, Gongfan Fang, and Xinchao Wang. 2023. Llm-pruner: On the structural pruning of large language models. *Advances in neural information processing systems* 36 (2023), 21702–21720.
- [127] Matteo Magnini, Gianluca Aguzzi, Sara Montagna, et al. 2025. Open-source small language models for personal medical assistant chatbots. *Intelligence-based medicine* 100197 (2025).
- [128] Yuren Mao, Yuhang Ge, Yijiang Fan, Wenyi Xu, Yu Mi, Zhonghao Hu, and Yunjun Gao. 2025. A survey on lora of large language models. *Frontiers of Computer Science* 19, 7 (2025), 197605.
- [129] Matthew Louis Mauriello, Thierry Lincoln, Grace Hon, Dorian Simon, Dan Jurafsky, and Pablo Paredes. 2021. Sad: A stress annotated dataset for recognizing everyday stressors in sms-like conversational systems. In *Extended abstracts of the 2021 CHI conference on human factors in computing systems*. 1–7.
- [130] Fanxu Meng, Zengwei Yao, and Muhan Zhang. 2025. TransMLA: Multi-head Latent Attention Is All You Need. *arXiv preprint arXiv:2502.07864* (2025).
- [131] Hefeng Meng, Zhiqiang Lin, Fan Yang, Yonghui Xu, and Lizhen Cui. 2021. Knowledge distillation in medical data mining: a survey. In *5th International Conference on Crowd Science and Engineering*. 175–182.

- [132] Bertalan Meskó. 2023. Prompt engineering as an important emerging skill for medical professionals: tutorial. *Journal of medical Internet research* 25 (2023), e50638.
- [133] Sewon Min, Mike Lewis, Luke Zettlemoyer, and Hannaneh Hajishirzi. 2021. Metaicl: Learning to learn in context. *arXiv preprint arXiv:2110.15943* (2021).
- [134] Sangeeta Mittal, Saksham Gupta, Kritarth Bansal, and Geetali Aggarwal. 2024. Democratizing GDPR Compliance: AI-Driven Privacy Policy Interpretation. In *Proceedings of the 2024 Sixteenth International Conference on Contemporary Computing*. 735–743.
- [135] Alexander P Morgan. 2024. Batching BPE Tokenization Merges. *arXiv preprint arXiv:2408.04653* (2024).
- [136] James Mullenbach, Sarah Wiegrefe, Jon Duke, Jimeng Sun, and Jacob Eisenstein. 2018. Explainable prediction of medical codes from clinical text. *arXiv preprint arXiv:1802.05695* (2018).
- [137] Morteza Namvar, Sina Ameli, Saeed Akhlaghpour, Moein Beheshti, Iman Izzati Mohamad Firdaus, and Andrew Staib. 2025. Predicting Unplanned Icu Readmissions Using Fine-Tuned Large Language Models: Insights and Implications. *Available at SSRN 5098278* (2025).
- [138] Wojciech Nazar, Grzegorz Nazar, Aleksandra Kamińska, and Ludmila Danilowicz-Szymanowicz. 2025. How to Design, Create, and Evaluate an Instruction-Tuning Dataset for Large Language Model Training in Health Care: Tutorial From a Clinical Perspective. *Journal of Medical Internet Research* 27 (2025), e70481.
- [139] Pablo A Osorio-Marulanda, Gorka Epelde, Mikel Hernandez, Imanol Isasa, Nicolas Moreno Reyes, and Andoni Beristain Iraola. 2024. Privacy mechanisms and evaluation metrics for Synthetic Data Generation: A systematic review. *IEEE Access* (2024).
- [140] Ankit Pal, Logesh Kumar Umapathi, and Malaikannan Sankarasubbu. 2022. Medmcqa: A large-scale multi-subject multi-choice dataset for medical domain question answering. In *Conference on health, inference, and learning*. PMLR, 248–260.
- [141] David Patterson, Joseph Gonzalez, Quoc Le, Chen Liang, Lluís-Miquel Munguia, Daniel Rothchild, David So, Maud Texier, and Jeff Dean. 2021. Carbon emissions and large neural network training. *arXiv preprint arXiv:2104.10350* (2021).
- [142] Mahir Afser Pavel, Rafiul Islam, Shoyeb Bin Babor, Riaz Mehadi, and Riasat Khan. 2024. Non-small cell lung cancer detection through knowledge distillation approach with teaching assistant. *PloS one* 19, 11 (2024), e0306441.
- [143] Baolin Peng, Chunyuan Li, Pengcheng He, Michel Galley, and Jianfeng Gao. 2023. Instruction tuning with gpt-4. *arXiv preprint arXiv:2304.03277* (2023).
- [144] Vasileios C Pezoulas, Dimitrios I Zaridis, Eugenia Mylona, Christos Androutsos, Kosmas Apostolidis, Nikolaos S Tachos, and Dimitrios I Fotiadis. 2024. Synthetic data generation methods in healthcare: A review on open-source tools and methods. *Computational and structural biotechnology journal* (2024).
- [145] Inna Pirina and Çağrı Çöltekin. 2018. Identifying depression on reddit: The effect of training data. In *Proceedings of the 2018 EMNLP workshop SMM4H: the 3rd social media mining for health applications workshop & shared task*. 9–12.
- [146] Ruslan O Popov, Nadiia V Karpenko, and Volodymyr V Gerasimov. 2025. Overview of small language models in practice. In *CEUR Workshop Proceedings*. 164–182.
- [147] Fabian Potkins, Octavian Langton, Valentin Smirnov, Cedric Gallacher, and Roderick Abernathy. 2024. Improve the accuracy and efficiency of large language models via dynamic token compression and adaptive layer pruning. *Authorea Preprints* (2024).
- [148] Ruiyang Qin, Jun Xia, Zhenge Jia, Meng Jiang, Ahmed Abbasi, Peipei Zhou, Jingtong Hu, and Yiyu Shi. 2024. Enabling on-device large language model personalization with self-supervised data selection and synthesis. In *Proceedings of the 61st ACM/IEEE Design Automation Conference*. 1–6.
- [149] Yulei Qin, Yuncheng Yang, Pengcheng Guo, Gang Li, Hang Shao, Yuchen Shi, Zihan Xu, Yun Gu, Ke Li, and Xing Sun. 2024. Unleashing the power of data tsunami: A comprehensive survey on data assessment and selection for instruction tuning of language models. *arXiv preprint arXiv:2408.02085* (2024).
- [150] Rainforest Trust. 2025. *Climate Change Series Part 1 – Rainforests Absorb, Store Large Quantities of Carbon Dioxide*. <https://www.rainforesttrust.org/our-impact/rainforest-news/climate-change-series-part-1-rainforests-absorb-store-large-quantities-of-carbon-dioxide> Accessed: 2025-04-21.
- [151] Mercy Ranjit, Gopinath Ganapathy, Shaury Srivastav, Tanuja Ganu, and Srujana Oruganti. 2024. Rad-phi-2: Instruction tuning phi-2 for radiology. *arXiv preprint arXiv:2403.09725* (2024).
- [152] Mercy Ranjit, Shaury Srivastav, and Tanuja Ganu. 2024. RadPhi-3: Small Language Models for Radiology. *arXiv preprint arXiv:2411.13604* (2024).
- [153] Matthias C Rillig, Marlene Ågerstrand, Mohan Bi, Kenneth A Gould, and Uli Sauerland. 2023. Risks and benefits of large language models for the environment. *Environmental science & technology* 57, 9 (2023), 3464–3466.
- [154] John C Rollman, Bruce Rogers, Hamed Zaribafzadeh, Daniel Buckland, Ursula Rogers, Jennifer Gagnon, Ozanan Meireles, Lindsay Jennings, Jim Bennett, Jennifer Nicholson, et al. 2025. Practical Design and Benchmarking of

- Generative AI Applications for Surgical Billing and Coding. *arXiv preprint arXiv:2501.05479* (2025).
- [155] Alexandre Sallinen, Antoni-Joan Solergibert, Michael Zhang, Guillaume Boyé, Maud Dupont-Roc, Xavier Theimer-Lienhard, Etienne Boisson, Bastien Bernath, Hichem Hadhri, Antoine Tran, et al. 2025. Llama-3-Meditron: An Open-Weight Suite of Medical LLMs Based on Llama-3.1. In *Workshop on Large Language Models and Generative AI for Health at AAAI 2025*.
 - [156] Ranjan Sapkota, Shaina Raza, and Manoj Karkee. 2025. Comprehensive analysis of transparency and accessibility of chatgpt, deepseek, and other sota large language models. *arXiv preprint arXiv:2502.18505* (2025).
 - [157] MSVPJ Sathvik and Muskan Garg. 2023. Multiwd: Multiple wellness dimensions in social media posts. *Authorea Preprints* (2023).
 - [158] Thomas Savage, Stephen Ma, Abdessalem Boukil, Vishwesh Patel, Ekanath Rangan, Ivan Lopez, and Jonathan H Chen. 2024. Fine tuning large language models for medicine: The role and importance of direct preference optimization. *arXiv preprint arXiv:2409.12741* (2024).
 - [159] Ricky J Sethi, Hefei Qiu, Charles Courchaine, and Joshua Iacoboni. 2025. Towards Quantifying Metacognition in Ensembles of LLMs: Generalizing the Teacher-Student Model Using the Dual-Process Neuroscience Framework. (2025).
 - [160] Zhihong Shao, Peiyi Wang, Qihao Zhu, Runxin Xu, Junxiao Song, Xiao Bi, Haowei Zhang, Mingchuan Zhang, YK Li, Y Wu, et al. 2024. Deepseekmath: Pushing the limits of mathematical reasoning in open language models. *arXiv preprint arXiv:2402.03300* (2024).
 - [161] Xuan Shen, Pu Zhao, Yifan Gong, Zhenglun Kong, Zheng Zhan, Yushu Wu, Ming Lin, Chao Wu, Xue Lin, and Yanzhi Wang. 2024. Search for efficient large language models. *arXiv preprint arXiv:2409.17372* (2024).
 - [162] Jiayu Shi, Zexiao Wang, Jiandong Zhou, Chengyu Liu, Poly ZH Sun, Erying Zhao, and Lei Lu. 2024. MentalQLM: A lightweight large language model for mental healthcare based on instruction tuning and dual LoRA modules. *medRxiv* (2024), 2024–12.
 - [163] Nina Singh, Katharine Lawrence, Safiya Richardson, and Devin M Mann. 2023. Centering health equity in large language model deployment. *PLOS Digital Health* 2, 10 (2023), e0000367.
 - [164] Karan Singhal, Tao Tu, Juraj Gottweis, Rory Sayres, Ellery Wulczyn, Mohamed Amin, Le Hou, Kevin Clark, Stephen R Pfohl, Heather Cole-Lewis, et al. 2025. Toward expert-level medical question answering with large language models. *Nature Medicine* (2025), 1–8.
 - [165] Ali Soroush, Benjamin S Glicksberg, Eyal Zimlichman, Yiftach Barash, Robert Freeman, Alexander W Charney, Girish N Nadkarni, and Eyal Klang. 2024. Large language models are poor medical coders—benchmarking of medical code querying. *NEJM AI* 1, 5 (2024), AIdbp2300040.
 - [166] Shreyas Subramanian, Vikram Elango, and Mecit Gungor. 2025. Small Language Models (SLMs) Can Still Pack a Punch: A survey. *arXiv preprint arXiv:2501.05465* (2025).
 - [167] Arjun Subramonian, Vagrant Gautam, Dietrich Klakow, and Zeerak Talat. 2024. Understanding "Democratization" in NLP and ML Research. *arXiv preprint arXiv:2406.11598* (2024).
 - [168] Zhiqing Sun, Hongkun Yu, Xiaodan Song, Renjie Liu, Yiming Yang, and Denny Zhou. 2020. Mobilebert: a compact task-agnostic bert for resource-limited devices. *arXiv preprint arXiv:2004.02984* (2020).
 - [169] Sho Takase, Ryokan Ri, Shun Kiyono, and Takuya Kato. 2024. Large Vocabulary Size Improves Large Language Models. *arXiv preprint arXiv:2406.16508* (2024).
 - [170] Chaofan Tao, Qian Liu, Longxu Dou, Niklas Muennighoff, Zhongwei Wan, Ping Luo, Min Lin, and Ngai Wong. 2024. Scaling laws with vocabulary: Larger models deserve larger vocabularies. *arXiv preprint arXiv:2407.13623* (2024).
 - [171] Hieu Tran, Zhichao Yang, Zonghai Yao, and Hong Yu. 2024. BioInstruct: instruction tuning of large language models for biomedical natural language processing. *Journal of the American Medical Informatics Association* 31, 9 (2024), 1821–1832.
 - [172] Adam Tsakalidis, Maria Liakata, Theo Damoulas, and Alexandra I Cristea. 2019. Can we assess mental health through social media and smart devices? Addressing bias in methodology and evaluation. In *Machine Learning and Knowledge Discovery in Databases: European Conference, ECML PKDD 2018, Dublin, Ireland, September 10–14, 2018, Proceedings, Part III* 18. Springer, 407–423.
 - [173] George Tsatsaronis, Georgios Balikas, Prodromos Malakasiotis, Ioannis Partalas, Matthias Zschunke, Michael R Alvers, Dirk Weissenborn, Anastasia Krithara, Sergios Petridis, Dimitris Polychronopoulos, et al. 2015. An overview of the BIOASQ large-scale biomedical semantic indexing and question answering competition. *BMC bioinformatics* 16 (2015), 1–28.
 - [174] Tao Tu, Shekoofeh Azizi, Danny Driess, Mike Schaekermann, Mohamed Amin, Pi-Chuan Chang, Andrew Carroll, Charles Lau, Ryutaro Tanno, Ira Ktena, et al. 2024. Towards generalist biomedical AI. *Nejm Ai* 1, 3 (2024), AIoa2300138.
 - [175] Elsbeth Turcan and Kathleen McKeown. 2019. Dreddit: A reddit dataset for stress analysis in social media. *arXiv preprint arXiv:1911.00133* (2019).

- [176] Özlem Uzuner, Brett R South, Shuying Shen, and Scott L DuVall. 2011. 2010 i2b2/VA challenge on concepts, assertions, and relations in clinical text. *Journal of the American Medical Informatics Association* 18, 5 (2011), 552–556.
- [177] Tim Valicenti, Justice Vidal, and Ritik Patnaik. 2023. Mini-gpts: Efficient large language models through contextual pruning. *arXiv preprint arXiv:2312.12682* (2023).
- [178] Chien Van Nguyen, Xuan Shen, Ryan Aponte, Yu Xia, Samyadeep Basu, Zhengmian Hu, Jian Chen, Mihir Parmar, Sasidhar Kunapuli, Joe Barrow, et al. 2024. A survey of small language models. *arXiv preprint arXiv:2410.20011* (2024).
- [179] Ashish Vaswani, Noam Shazeer, Niki Parmar, Jakob Uszkoreit, Llion Jones, Aidan N Gomez, Łukasz Kaiser, and Illia Polosukhin. 2017. Attention is all you need. *Advances in neural information processing systems* 30 (2017).
- [180] Karthik S Vedula, Annika Gupta, Akshay Swaminathan, Ivan Lopez, Suhana Bedi, and Nigam H Shah. 2024. Distilling Large Language Models for Efficient Clinical Information Extraction. *arXiv preprint arXiv:2501.00031* (2024).
- [181] Dandan Wang and Shiqing Zhang. 2024. Large language models in medical and healthcare fields: applications, advances, and challenges. *Artificial Intelligence Review* 57, 11 (2024), 299.
- [182] Fali Wang, Zhiwei Zhang, Xianren Zhang, Zongyu Wu, Tzuhao Mo, Qiuhao Lu, Wanjing Wang, Rui Li, Junjie Xu, Xianfeng Tang, et al. 2024. A comprehensive survey of small language models in the era of large language models: Techniques, enhancements, applications, collaboration with llms, and trustworthiness. *arXiv preprint arXiv:2411.03350* (2024).
- [183] Jiaqi Wang, Enze Shi, Sigang Yu, Zihao Wu, Chong Ma, Haixing Dai, Qiushi Yang, Yanqing Kang, Jinru Wu, Huawei Hu, et al. 2023. Prompt engineering for healthcare: Methodologies and applications. *arXiv preprint arXiv:2304.14670* (2023).
- [184] Li Wang, Xi Chen, XiangWen Deng, Hao Wen, MingKe You, WeiZhi Liu, Qi Li, and Jian Li. 2024. Prompt engineering in consistency and reliability with the evidence-based guideline for LLMs. *NPJ digital medicine* 7, 1 (2024), 41.
- [185] Linyong Wang, Lianwei Wu, Shaoqi Song, Yaxiong Wang, Cuiyun Gao, and Kang Wang. 2025. Distilling Structured Rationale from Large Language Models to Small Language Models for Abstractive Summarization. In *Proceedings of the AAAI Conference on Artificial Intelligence*, Vol. 39. 25389–25397.
- [186] Mengru Wang, Yunzhi Yao, Ziwen Xu, Shuofei Qiao, Shumin Deng, Peng Wang, Xiang Chen, Jia-Chen Gu, Yong Jiang, Pengjun Xie, et al. 2024. Knowledge mechanisms in large language models: A survey and perspective. *arXiv preprint arXiv:2407.15017* (2024).
- [187] Peifeng Wang, Zhengyang Wang, Zheng Li, Yifan Gao, Bing Yin, and Xiang Ren. 2023. Scott: Self-consistent chain-of-thought distillation. *arXiv preprint arXiv:2305.01879* (2023).
- [188] Xidong Wang, Nuo Chen, Junyin Chen, Yidong Wang, Guorui Zhen, Chunxian Zhang, Xiangbo Wu, Yan Hu, Anningzhe Gao, Xiang Wan, et al. 2024. Apollo: A Lightweight Multilingual Medical LLM towards Democratizing Medical AI to 6B People. *arXiv preprint arXiv:2403.03640* (2024).
- [189] Yu Wang, Yuan Wang, Zhenwan Peng, Feifan Zhang, Luyao Zhou, and Fei Yang. 2023. Medical text classification based on the discriminative pre-training model and prompt-tuning. *Digital Health* 9 (2023), 20552076231193213.
- [190] Yu Wang, Luyao Zhou, Weimin Zhang, Feifan Zhang, and Yuan Wang. 2025. A soft prompt learning method for medical text classification with simulated human cognitive capabilities. *Artificial Intelligence Review* 58, 4 (2025), 118.
- [191] Zhonghai Wang, Bohao Zhou, and Weifeng Liu. 2024. ATSCOT: Chain of Thought for Structuring Anesthesia Medical Records. In *2024 International Conference on New Trends in Computational Intelligence (NTCI)*. IEEE, 145–149.
- [192] Jason Wei, Xuezhi Wang, Dale Schuurmans, Maarten Bosma, Fei Xia, Ed Chi, Quoc V Le, Denny Zhou, et al. 2022. Chain-of-thought prompting elicits reasoning in large language models. *Advances in neural information processing systems* 35 (2022), 24824–24837.
- [193] Chaoyi Wu, Weixiong Lin, Xiaoman Zhang, Ya Zhang, Yanfeng Wang, and Weidi Xie. [n.d.]. PMC-LLaMA: towards building open-source language models for medicine (2023).
- [194] Da Wu, Zhanliang Wang, Quan Nguyen, and Kai Wang. 2025. Integrating Chain-of-Thought and Retrieval Augmented Generation Enhances Rare Disease Diagnosis from Clinical Notes. *arXiv preprint arXiv:2503.12286* (2025).
- [195] Junchao Wu, Shu Yang, Runzhe Zhan, Yulin Yuan, Lidia Sam Chao, and Derek Fai Wong. 2025. A survey on LLM-generated text detection: Necessity, methods, and future directions. *Computational Linguistics* (2025), 1–66.
- [196] Sean Wu, Michael Koo, Fabien Scalzo, and Ira Kurtz. 2025. AutoMedPrompt: A New Framework for Optimizing LLM Medical Prompts Using Textual Gradients. *arXiv preprint arXiv:2502.15944* (2025).
- [197] Zhenbang Wu, Anant Dadu, Michael Nalls, Faraz Faghri, and Jimeng Sun. 2024. Instruction Tuning Large Language Models to Understand Electronic Health Records. In *The Thirty-eight Conference on Neural Information Processing Systems Datasets and Benchmarks Track*.
- [198] Mengzhou Xia, Tianyu Gao, Zhiyuan Zeng, and Danqi Chen. 2023. Sheared llama: Accelerating language model pre-training via structured pruning. *arXiv preprint arXiv:2310.06694* (2023).

- [199] Qianqian Xie, Edward J Schenck, He S Yang, Yong Chen, Yifan Peng, and Fei Wang. 2023. Faithful AI in medicine: a systematic review with large language models and beyond. *MedRxiv* (2023).
- [200] Sang Michael Xie, Shibani Santurkar, Tengyu Ma, and Percy S Liang. 2023. Data selection for language models via importance resampling. *Advances in Neural Information Processing Systems* 36 (2023), 34201–34227.
- [201] Xiaohan Xu, Ming Li, Chongyang Tao, Tao Shen, Reynold Cheng, Jinyang Li, Can Xu, Dacheng Tao, and Tianyi Zhou. 2024. A survey on knowledge distillation of large language models. *arXiv preprint arXiv:2402.13116* (2024).
- [202] Yangyang Xu, Xiangtai Li, Haobo Yuan, Yibo Yang, and Lefei Zhang. 2023. Multi-task learning with multi-query transformer for dense prediction. *IEEE Transactions on Circuits and Systems for Video Technology* 34, 2 (2023), 1228–1240.
- [203] Lawrence KQ Yan, Qian Niu, Ming Li, Yichao Zhang, Caitlyn Heqi Yin, Cheng Fei, Benji Peng, Ziqian Bi, Pohsun Feng, Keyu Chen, et al. 2024. Large language model benchmarks in medical tasks. *arXiv preprint arXiv:2410.21348* (2024).
- [204] Chuanpeng Yang, Yao Zhu, Wang Lu, Yidong Wang, Qian Chen, Chenlong Gao, Bingjie Yan, and Yiqiang Chen. 2024. Survey on knowledge distillation for large language models: methods, evaluation, and application. *ACM Transactions on Intelligent Systems and Technology* (2024).
- [205] Kailai Yang, Tianlin Zhang, Ziyang Kuang, Qianqian Xie, Jimin Huang, and Sophia Ananiadou. 2024. MentaLLaMA: interpretable mental health analysis on social media with large language models. In *Proceedings of the ACM Web Conference 2024*. 4489–4500.
- [206] Yuming Yang, Yang Nan, Junjie Ye, Shihaan Dou, Xiao Wang, Shuo Li, Huijie Lv, Tao Gui, Qi Zhang, and Xuanjing Huang. 2025. Measuring Data Diversity for Instruction Tuning: A Systematic Analysis and A Reliable Metric. *arXiv preprint arXiv:2502.17184* (2025).
- [207] Zhichao Yang, Avijit Mitra, Sunjae Kwon, and Hong Yu. 2024. Clinicalmamba: A generative clinical language model on longitudinal clinical notes. *arXiv preprint arXiv:2403.05795* (2024).
- [208] Yunzhi Yao, Shaohan Huang, Wenhui Wang, Li Dong, and Furu Wei. 2021. Adapt-and-distill: Developing small, fast and effective pretrained language models for domains. *arXiv preprint arXiv:2106.13474* (2021).
- [209] Mingjia Yin, Chuhan Wu, Yufei Wang, Hao Wang, Wei Guo, Yasheng Wang, Yong Liu, Ruiming Tang, Defu Lian, and Enhong Chen. 2024. Entropy law: The story behind data compression and llm performance. *arXiv preprint arXiv:2407.06645* (2024).
- [210] Fangyuan Yu. 2025. Scaling LLM Pre-training with Vocabulary Curriculum. *arXiv preprint arXiv:2502.17910* (2025).
- [211] Nan Zhang, Yanchi Liu, Xujiang Zhao, Wei Cheng, Runxue Bao, Rui Zhang, Prasenjit Mitra, and Haifeng Chen. 2024. Pruning as a Domain-specific LLM Extractor. *arXiv preprint arXiv:2405.06275* (2024).
- [212] Qin Zhang, Ziqi Liu, and Shirui Pan. 2025. The Rise of Small Language Models. *IEEE Intelligent Systems* 40, 1 (2025), 30–37.
- [213] Shengyu Zhang, Linfeng Dong, Xiaoya Li, Sen Zhang, Xiaofei Sun, Shuhe Wang, Jiwei Li, Runyi Hu, Tianwei Zhang, Fei Wu, et al. 2023. Instruction tuning for large language models: A survey. *arXiv preprint arXiv:2308.10792* (2023).
- [214] Xinlu Zhang, Chenxin Tian, Xianjun Yang, Lichang Chen, Zekun Li, and Linda Ruth Petzold. 2023. Alpacare: Instruction-tuned large language models for medical application. *arXiv preprint arXiv:2310.14558* (2023).
- [215] Yiming Zhang, Zheng Chang, Wentao Cai, MengXing Ren, Kang Yuan, Yining Sun, and Zenghui Ding. 2025. IIMedGPT: Promoting Large Language Model Capabilities of Medical Tasks by Efficient Human Preference Alignment. *arXiv preprint arXiv:2501.02869* (2025).
- [216] Yuzhe Zhang, Huan Liu, Yang Xiao, Mohammed Amoon, Dalin Zhang, Di Wang, Shusen Yang, and Chai Quek. 2024. LLM-Enhanced Multi-Teacher Knowledge Distillation for Modality-Incomplete Emotion Recognition in Daily Healthcare. *IEEE Journal of Biomedical and Health Informatics* (2024).
- [217] Pinlong Zhao, Weiyao Zhu, Pengfei Jiao, Di Gao, and Ou Wu. 2025. Data Poisoning in Deep Learning: A Survey. *arXiv preprint arXiv:2503.22759* (2025).
- [218] Wanru Zhao, Hongxiang Fan, Shell Xu Hu, Wangchunshu Zhou, and Nicholas Lane. 2024. CLUES: Collaborative Private-domain High-quality Data Selection for LLMs via Training Dynamics. *Advances in Neural Information Processing Systems* 37 (2024), 141183–141207.
- [219] Huimin Zheng, Xiaofeng Xing, and Xiangmin Xu. 2024. SleepCoT: A Lightweight Personalized Sleep Health Model via Chain-of-Thought Distillation. *arXiv preprint arXiv:2410.16924* (2024).
- [220] Chunting Zhou, Pengfei Liu, Puxin Xu, Srinivasan Iyer, Jiao Sun, Yuning Mao, Xuezhe Ma, Avia Efrat, Ping Yu, Lili Yu, et al. 2023. Lima: Less is more for alignment. *Advances in Neural Information Processing Systems* 36 (2023), 55006–55021.
- [221] Huixue Zhou, Mingchen Li, Yongkang Xiao, Han Yang, and Rui Zhang. 2023. LLM instruction-example adaptive prompting (LEAP) framework for clinical relation extraction. *MedRxiv* (2023).