

Simple and exact nonlinear pendulum motion for all possible initial conditions

Teepanis Chachiyo
email: teepanisc@nu.ac.th

Department of Physics, Faculty of Science,
Naresuan University, Phitsanulok 65000, Thailand

May 1, 2025

Abstract

Simple and formally exact solutions of nonlinear pendulum are derived for all three classes of motion: swinging, stopping, and spinning. Their unique simplicity should be useful in a theoretical development that requires trackable mathematical framework or in an introductory physics course that aims to discuss nonlinear pendulum. A simple formula for the complete elliptical integral of the first kind is also proposed. It reproduces the exact analytical forms both in the zero and asymptotic limits, while in the midrange maintains average error of 0.06% and maximum error of 0.17%. The accuracy should be sufficient for typical engineering applications.

Keywords: nonlinear dynamics, nonlinear pendulum, mathematical physics

1 Introduction

Nonlinear pendulum is an active area of research [1–5] with modern applications in science and engineering such as alternative energy source and artificial intelligence [6–9]. Specifically, a pendulum structure embedded in a wearable device can harvest energy from human movement [7]. A marine monitoring device can harvest energy from ocean waves using pendulum and piezoelectric coupling [8]. A machine learning model can recognize continuous dynamics using an analytical solution of nonlinear pendulum as one of its training sets [9]. As such, a simple and exact solution for nonlinear pendulum motion should further accelerate developments in diverse areas of research.

A nonlinear pendulum is a pendulum with a finite amplitude θ_0 . The period is proportional to the complete elliptical integral of the first kind, $K(k)$ [10].

$$T(\theta_0) = 2\pi\sqrt{\frac{L}{g}} \times \frac{2}{\pi}K(k), \quad k = \sin \frac{\theta_0}{2} \quad (1)$$

The period $2\pi\sqrt{L/g}$, as typically discussed in introductory physics, is only valid when the amplitude is small. As the amplitude becomes larger, the exact period approaches infinity at $\theta_0 = \pi$. Because there is no known closed-form of $K(k)$, the period has to be computed numerically [11].

Contrary to the period, a complete pendulum trajectory, $\theta(t)$, is often omitted in an intermediate classical mechanics textbook. Although exact solutions nonlinear pendulum are known [13,14], they involve complicated special functions called Jacobi elliptic functions.

There have been numerous attempts to investigate simple formulae that describe nonlinear motion of a pendulum, but in so far are limited to the period. A wide variety of analytical approximations have been published [15]. For example, frequently cited simple formulae for the period of a pendulum are by Ganley [16] and Lima [17]. Specifically, the Lima formula is the first attempt to address the full range of amplitudes.

However, simple and exact solutions of nonlinear solution for all three classes of motion are still lacking. The purpose of this report is to explore this research gap in literature.

The three classes of motion: Swinging, Stopping, and Spinning; can be understood if all possible initial conditions are considered. In addition to the familiar case where the pendulum is initially at rest, it can also have an initial angular velocity ω_0 . First, consider the case where a pendulum starts at the bottom $\theta_0 = 0$, with only ω_0 to jump start the motion. Due to conservation of energy, the angular speed at the bottom is always maximum, so ω_m will be used to describe angular speed at the bottom.

If ω_m that jumps start the motion is too low, the pendulum will not reach the top and inevitably falls back down. This is called “Swinging” motion. If ω_m is just enough for the pendulum to reach the top, it will approach the top very slowly because the period for this case is infinity. This is called “Stopping” motion. Finally, if ω_m is too large, the pendulum will keep rotating in one direction. This is called “Spinning” motion.

There is a critical value of angular speed, ω_c , which separates the motion into the three classes. Using conservation of energy, it is easy to show that $\omega_c = \sqrt{4g/L}$.

2 Results and Discussions

2.1 Complete Pendulum Trajectory

While the exact solution for the angular displacement $\theta(t)$ is typically written in terms of Jacobi elliptic functions, it can be rewritten into a much simpler series involving only sine, cosine, and linear function. Surprisingly, the series can be made exact with a simple analytical form. They are as follow.

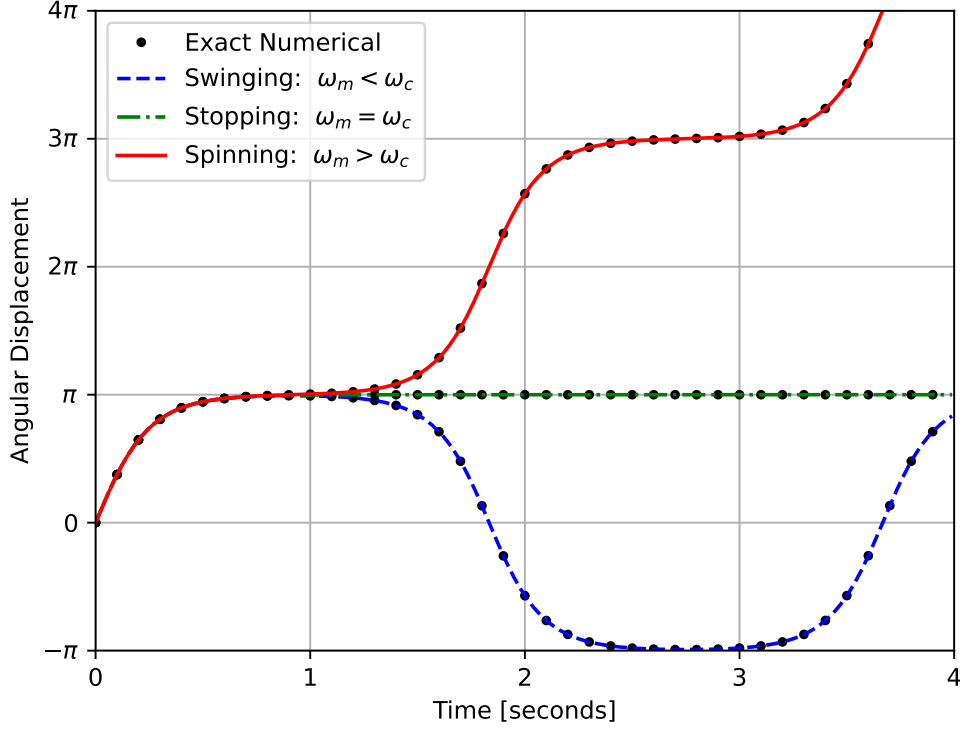


Figure 1: Solutions of nonlinear pendulum using simple and exact forms in Eq.(2)-Eq.(4), with phase constant $\delta = 0$; and $2\pi\sqrt{\frac{L}{g}} = 1$ second.

$$\text{Swinging: } \omega_m < \omega_c \quad \theta(t) = \sum_{n \text{ odd}} a_n \sin\left(\frac{2n\pi}{T}t + n\delta\right) \quad (2)$$

$$\text{Stopping: } \omega_m = \omega_c \quad \theta(t) = 2 \arcsin \left[\tanh\left(\sqrt{\frac{g}{L}}t + \delta\right) \right] \quad (3)$$

$$\text{Spinning: } \omega_m > \omega_c \quad \theta(t) = \frac{2\pi}{T}t + \delta + \sum_{n \geq 1} b_n \sin\left(\frac{2n\pi}{T}t + n\delta\right) \quad (4)$$

The set of simple and exact solutions for nonlinear pendulum above is called “the Chiang Khruea solutions (CKS)”, named after a peaceful town where the solutions were first realized.

The phase constant δ in CKS plays a simple role of shifting the time so that other initial conditions can be satisfied. If $\delta = 0$, the pendulum starts at the bottom ($\theta_0 = 0$) with an initial angular velocity $\omega_0 = \omega_m$. Changing the initial angle θ_0 is amount to shifting the phase constant δ .

The coefficients $\{a_n, b_n\}$ and the period T are explicit functions of angular speed at the bottom, ω_m . Let us define $k \equiv \sqrt{\frac{L}{g} \frac{\omega_m}{2}}$,

$$\text{Swinging: } a_n = \frac{4}{n \cosh(\kappa n \pi / 2)}, \quad \kappa = \frac{K(\sqrt{1-k^2})}{K(k)} \quad T = \sqrt{\frac{L}{g}} 4K(k) \quad (5)$$

$$\text{Spinning: } b_n = \frac{2}{n \cosh(\kappa n \pi)}, \quad \kappa = \frac{K(\sqrt{1-1/k^2})}{K(1/k)} \quad T = \sqrt{\frac{L}{g}} \frac{2}{k} K(1/k) \quad (6)$$

Fig.1 shows examples of $\theta(t)$ from CKS using $\delta = 0$. The ω_m used for the plots are $(\omega_c - 0.001, \omega_c, \omega_c + 0.001)$ respectively. As clearly seen, the pendulum starts at the bottom and continues to raise up, but eventually branches off into three distinctive patterns.

For other initial conditions (θ_0, ω_0) , ω_m can be determined using conservation of energy.

$$\omega_m = \sqrt{\omega_0^2 - \frac{2g}{L} \cos(\theta_0) + \frac{2g}{L}} \quad (7)$$

Therefore, the motion for all possible initial conditions are explained by a set of the three solutions, CKS. Its unique simplicity serves as a fundamental basis in which trackable theoretal frameworks can be built upon. For example, angular velocity and acceleration can be readily evaluated. Adaption to a physical pendulum can be done easily. Torque, angular momentum, and other physical properties can be computed and utilized in many areas of research.

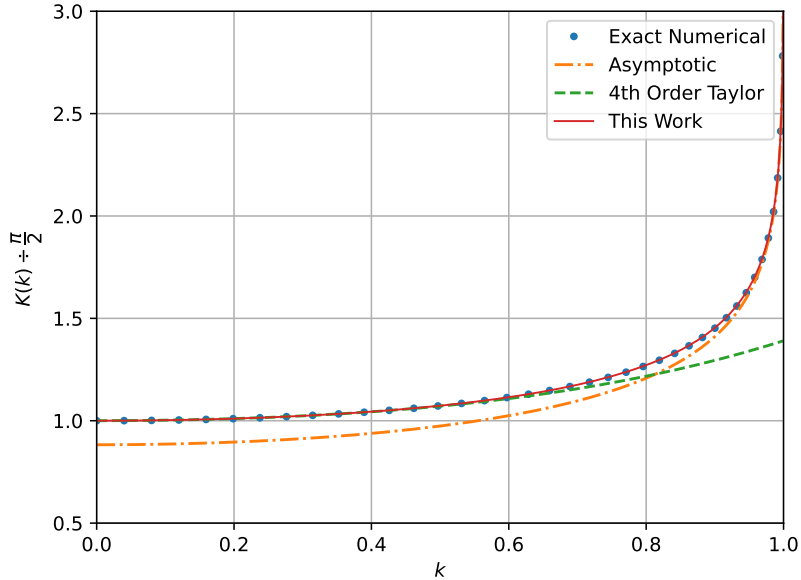


Figure 2: $K(k)$ in this work as compared to exact numerical values.

2.2 Complete Elliptical Integral for the First Kind

The only special function needed to evaluate the CKS is $K(k)$. If one has access to a software package that can compute exact numerical value of K , then the solutions are formally exact. Fig. 2 shows the graph of the exact numerical value of $K(k)$. $K(0) = \frac{\pi}{2}$. It increases monotonically and approaches infinity as $k \rightarrow 1$.

In this report, an analytical formula for the complete elliptical integral of the first kind is proposed, offering significant improvements in simplicity and accuracy over existing ones. It is of the form

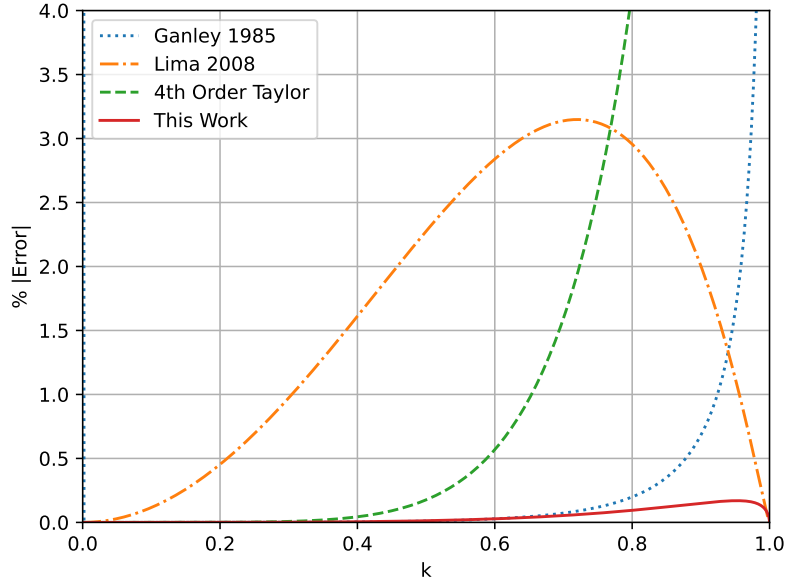


Figure 3: Percent error of $K(k)$ in this work compared to other simple and frequently cited analytical forms.

$$K(k) \approx \frac{1}{n} \ln\left[\left(\frac{4}{\sqrt{1-k^2}}\right)^n + b\right], \quad (8)$$

where the constant $n = \frac{\ln 4 - \ln \pi}{\pi/2 - \ln 4}$, $b = e^{n\pi/2} - 4^n$. The above formula is exact when k approaches the two limiting cases: $k \rightarrow 0$ and $k \rightarrow 1$. As shown in Fig. 3, an average error is 0.06% with 0.17% maxima at the higher k range. Assuming the period of a pendulum is on the order of one second, this translates to a few milliseconds maximum error. The accuracy should be sufficient for typical engineering applications.

It can be argued that only the relatively simple forms as in Eq. (8) are practical and useful. If accuracy is the only concern for a particular application, then the exact $K(k)$ can always be numerically evaluated, rendering any analytical form, no matter how accurate, irrelevant. It is in a situation when simplicity is as equally important such as in a theoretical development that requires trackable

mathematical framework or in a classroom where advance mathematical topics are not accessible to students, that an analytical form finds its usefulness. Therefore, only comparisons to the frequently cited simple forms are reported in Fig. 3. Benchmarks for other formulae in the literature have also been comprehensively reviewed [15].

2.3 Phase Constant δ

Once the initial condition (θ_0, ω_0) are given, the phase constant δ can be calculated. Then, the general angular displacement $\theta(t)$ in CKS will be completely defined.

For the swinging motion, i) $\delta = 0$ when the pendulum starts at the bottom with the angular velocity to the right ($\omega_m > 0$) ii) $\delta = \pi$ when $(\theta_0 = 0, \omega_m < 0)$ iii) $\delta = \frac{\pi}{2}$ when the pendulum is initially at rest with an amplitude $\theta_0 > 0$. For other initial conditions (θ_0, ω_0) , consider when $t = 0$, Eq.(2) becomes

$$\theta_0 - \sum_{n \text{ odd}} a_n \sin(n\delta) = 0 \quad (9)$$

The above condition can be used to numerically determine δ using a simple Newton root finding method. The phase constant for the stopping and spinning motions can be determined in a similar fashion. Namely, for the stopping motion

$$\theta_0 - 2 \arcsin[\tanh(\delta)] = 0 \quad \rightarrow \quad \delta = \frac{1}{2} \ln \left(\frac{1 + \sin \frac{\theta_0}{2}}{1 - \sin \frac{\theta_0}{2}} \right) \quad (10)$$

and for the spinning motion

$$\theta_0 - \delta - \sum_{n \geq 1} b_n \sin(n\delta) = 0 \quad (11)$$

Fig. 4 shows how the initial condition θ_0 can be satisfied by using appropriate phase constant δ . Although θ_0 is the same for all three cases, δ is uniquely determined by its own condition, in either Eq. (9), (10), or (11). See Supplemental Material for examples of Newton root finding methods used to solve for δ .

3 Theoretical Method

3.1 Swinging Solution

A brief derivation of Eq.(2) is outlined here (see Supplemental Material for details). When a pendulum is initially at rest at the amplitude θ_0 , it is known that the exact solution of angular displacement $\theta(t)$ involves a special function called Jacobi elliptic function $\text{sn}(z, k)$ as follows [12, 22.19.E2].

$$\theta(t) = 2 \arcsin \left[k \text{sn} \left(\sqrt{\frac{g}{L}} t + K, k \right) \right], \quad \omega_0 = 0 \quad (12)$$

Here, $k = \sin \frac{\theta_0}{2}$, but with conservation of energy also $k = \sqrt{\frac{L}{g} \frac{\omega_m^2}{2}}$.

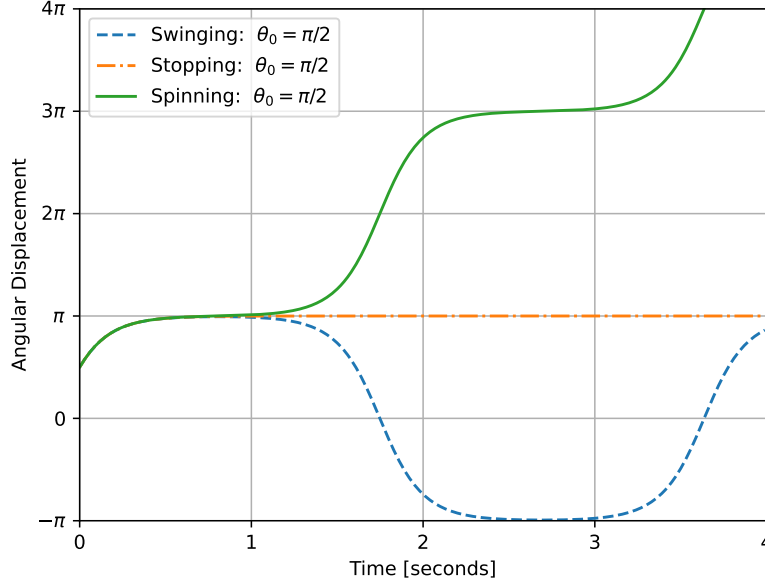


Figure 4: Initial condition $\theta_0 = \frac{\pi}{2}$

The exact solution in Eq. (12) can be shifted by a quarter of the period using a known relation among the Jacobi elliptic functions, $\text{sn}(z + K, k) = \text{cd}(z, k)$ [12, 22.4.T3]. It becomes

$$\theta(t) = 2 \arcsin \left[k \text{cd} \left(\sqrt{\frac{g}{L}} t, k \right) \right], \quad \omega_0 = 0 \quad (13)$$

Using a known integral property [12, 22.14.E5], the $\arcsin[\dots]$ can be avoided; and the solution $\theta(t)$ turns into an integral of another Jacobi elliptic function $\text{sd}(z, k)$.

$$\theta(\tau) = -2kk' \int \text{sd}(\tau, k) d\tau, \quad \tau \equiv \sqrt{\frac{g}{L}} t, \quad k' = \sqrt{1 - k^2} \quad (14)$$

Because $\text{sd}(z, k)$ can be expanded into a Fourier sum involving only sine functions [12, 22.11.E5], the integration turns into a sum of cosine functions. Then, the coefficients a_n can be evaluated and simplified.

However, the initial condition for the cosine series is still $\omega_0 = 0$. To make the pendulum starts at the bottom with an initial angular speed ω_m instead, the phase can be shifted by adding $(-\frac{n\pi}{2})$ inside the cosine functions, resulting in the analytical form shown in Eq. (2).

3.2 Stopping Solution

For $\omega_m = \omega_c$, it follows that $k = 1$. $\theta(t)$ for a pendulum with sufficient energy to flip at the top can be used as a starting point [14]. Then, the limit $k \rightarrow 1$ can lead

to a simple solution. When $k = 1$, the solution is

$$\theta(t) = 2 \arcsin \left[\operatorname{sn} \left(\sqrt{\frac{g}{L}} t, 1 \right) \right] \quad (15)$$

Using a known limit of Jacobi elliptic sine function $\operatorname{sn}(z, 1) = \tanh(z)$ [14], the Eq. (3) readily follows.

3.3 Spinning Solution

For $\omega_m > \omega_c$, it is apparent that $\theta(t)$ can not be a Fourier series because the solution is unbound. But from angular velocity $\omega(t)$ perspective, conservation of energy dictates that when a pendulum makes a complete revolution, the angular velocity must come to the same value. In other words, Fourier series of $\omega(t)$ is possible, from which $\theta(t)$ can be subsequently integrated.

The period T and $\omega(t)$ when a pendulum has sufficient energy to flip at the top are known [14].

$$T = \sqrt{\frac{L}{g}} \frac{2}{k} K(1/k), \quad \omega(t) = \omega_m \operatorname{dn} \left(k \sqrt{\frac{g}{L}} t, 1/k \right) \quad (16)$$

Fourier series of the Jacobi elliptic function $\operatorname{dn}(z, 1/k)$ is [12, 22.11.E3] available. It involves cosine functions and a constant. Upon integration, this particular constant then gives rise to the linear term $\frac{2\pi}{T}t$ in Eq. (4).

3.4 Simple and Accurate $K(k)$

The logarithmic form of Eq. (8) is motivated by inspecting the known asymptotic limit [11], $K(k) \rightarrow \ln\left(\frac{4}{\sqrt{1-k^2}}\right)$ as $k \rightarrow 1$. As shown in Fig. 2, the asymptotic curve still tracks the exact solution even though k is small. It follows that a slight modification can be made to the asymptotic form such that the curve also agrees with the exact solution up to the second order Taylor expansion when $k \approx 0$, while maintaining its asymptotic behavior when $k \approx 1$.

The following analytical form is proposed.

$$K(k) \approx \frac{1}{n} \ln \left[\left(\frac{4}{\sqrt{1-k^2}} \right)^n + b \right] \quad (17)$$

It can be shown that $n = \frac{\ln 4 - \ln \pi}{\pi/2 - \ln 4}$ and $b = e^{n\pi/2} - 4^n$ for the Eq. (17) to meet the second order criteria (see Supplemental Material). As a result, however, the proposed form is surprisingly more accurate than the forth order Taylor expansion in the mid-amplitude range as shown in Fig. 3.

Because Eq. (17) obeys the exact behaviors on both limits, it should benefit broader applications in physics and engineering that require the use of complete elliptical integral of the first kind, while keeping their theoretical frameworks mathematically trackable. Its unique simplicity should also facilitate discussions of a finite amplitude pendulum in introductory physics courses.

4 Conclusion

Simple and exact solutions of nonlinear pendulum are derived for all three classes of motion: swinging, stopping, and spinning. The maximum angular speed, ω_m , occurs when the pendulum is at the bottom, and determines the class of nonlinear motion of the pendulum. When $\omega_m < \omega_c$, the pendulum can not reach the top and falls back down. This is called Swinging motion. When $\omega_m = \omega_c$, the pendulum reach the top with infinitely long period, effectitvely come to a hault. This is called Stopping motion. When $\omega_m > \omega_c$, the pendulum keeps on revolving. This is called Spinningng motion. The full set of simple and exact solution in this work is named the Chiang Khruea solutions. Its unique simplicity should be useful in a theoretical development that requires trackable mathematical framework or in an introductory physics course that aims to discuss nonlinear pendulum.

A simple closed-form formula for the complete elliptical integral of the first kind is also proposed. The formula can be used to computes the period of a pendulum for the full range of amplitudes with 0.06% error on average in the mid-amplitude range; while in the small and large amplitude range, the formula approaches the known exact forms. The accuracy should be sufficient for typical engineering applications.

Supplemental Material

A collection of pythons notebook, python codes, and additional proofs is available at a GitHub repository, <https://github.com/teepanis/nonlinear-pendulum>

Acknowledgements

The researcher would like to thank the Potjanachaisak family for their hospitality during summer research expedition in Chiang Khruea, Sakon Nakhon Province, Thailand.

References

- [1] Galal M. Moatimid and T. S. Amer. Analytical solution for the motion of a pendulum with rolling wheel: stability analysis. *Scientific Reports*, 12:12628, 7 2022.
- [2] Peter F. Hinrichsen. Nonlinear oscillator acceleration and period variation with amplitude. *American Journal of Physics*, 91:979–987, 12 2023.
- [3] Peter F. Hinrichsen. Rectangular compound pendulums. *The Physics Teacher*, 61:572–575, 10 2023.
- [4] Shuming Zhang. Nonlinear analysis of compound pendulum model. *Physica Scripta*, 99:115271, 11 2024.

- [5] Stylianos Vasileios Kontomaris, Ioanna Mazi, Georgios Chliveros, and Anna Malamou. Generic numerical and analytical methods for solving nonlinear oscillators. *Physica Scripta*, 99:025231, 2 2024.
- [6] Michał Marszał, Błażej Witkowski, Krzysztof Jankowski, Przemysław Perlikowski, and Tomasz Kapitaniak. Energy harvesting from pendulum oscillations. *International Journal of Non-Linear Mechanics*, 94:251–256, 9 2017.
- [7] Hailing Fu, Jingjing Jiang, Sijung Hu, Jing Rao, and Stephanos Theodossides. A multi-stable ultra-low frequency energy harvester using a nonlinear pendulum and piezoelectric transduction for self-powered sensing. *Mechanical Systems and Signal Processing*, 189:110034, 4 2023.
- [8] Wuwei Feng, Hongya Chen, Qingping Zou, Di Wang, Xiang Luo, Cathal Cummins, Chuanqiang Zhang, Shujie Yang, and Yuxiang Su. A contactless coupled pendulum and piezoelectric wave energy harvester: Model and experiment. *Energies*, 17:876, 2 2024.
- [9] Aditi S. Krishnapriyan, Alejandro F. Queiruga, N. Benjamin Erichson, and Michael W. Mahoney. Learning continuous models for continuous physics. *Communications Physics*, 6:319, 11 2023.
- [10] J.B. Marion and S.T. Thornton. *Classical Dynamics of Particles and Systems*. Saunders College Pub., 1995.
- [11] M. Abramowitz and I.A. Stegun. *Handbook of Mathematical Functions: With Formulas, Graphs, and Mathematical Tables*. Applied mathematics series. Dover Publications, 1965.
- [12] *NIST Digital Library of Mathematical Functions*. <https://dlmf.nist.gov/>, Release 1.2.4 of 2025-03-15. F. W. J. Olver, A. B. Olde Daalhuis, D. W. Lozier, B. I. Schneider, R. F. Boisvert, C. W. Clark, B. R. Miller, B. V. Saunders, H. S. Cohl, and M. A. McClain, eds.
- [13] A. Beléndez, C. Pascual, D.I. Méndez, T. Beléndez, and C. Neipp. Exact solution for the nonlinear pendulum. *Revista Brasileira de Ensino de Física*, 29:645–648, 2007.
- [14] Karlheinz Ochs. A comprehensive analytical solution of the nonlinear pendulum. *European Journal of Physics*, 32:479–490, 3 2011.
- [15] Peter F Hinrichsen. Review of approximate equations for the pendulum period. *European Journal of Physics*, 42:015005, 1 2021.
- [16] W. P. Ganley. Simple pendulum approximation. *American Journal of Physics*, 53:73–76, 1 1985.
- [17] F M S Lima. Simple ‘log formulae’ for pendulum motion valid for any amplitude. *European Journal of Physics*, 29:1091–1098, 9 2008.

Supplemental Material

Simple and exact nonlinear pendulum motion for all possible initial conditions

Teepanis Chachiyo teepanisc@nu.ac.th Department of Physics, Faculty of Science, Naresuan University, Phitsanulok 65000, Thailand.

Available at a GitHub repository: <https://github.com/teepanis/nonlinear-pendulum>

This python notebook tests that proposed formulae as compared to the exact numerical solution.

```
In [1]: import numpy as np
import scipy as sp
import matplotlib.pyplot as plt

g = 9.8
L = g/4/np.pi**2
omegac = 2*np.sqrt(g/L)

def theta_exact(omegaM, t):

    E = (1/2*omegaM**2)*L/g
    k = np.sqrt(L/g)*omegaM/2
    theta = np.zeros(len(t))

    for i in range(len(t)):

        if omegaM < omeagac:
            [sn, cn, dn, ph] = sp.special.ellipj(np.sqrt(g/L)*t[i], k**2)
            theta[i] = 2*np.arcsin(k*sn)
        else:
            [sn, cn, dn, ph] = sp.special.ellipj(np.sqrt(g/L)*t[i]*np.sqrt(E/2),
                                                np.sqrt(2/E)**2)
            theta[i] = 2*ph

    return theta

def K_exact(k):
    # scipy defines K differently, so that we need to pass k**2 instead of k
    return sp.special.ellipk(k**2)

def K_thiswork(k):
    n = (np.log(4) - np.log(np.pi))/(np.pi/2 - np.log(4))
    b = np.exp(n*np.pi/2) - 4**n
    return 1/n*np.log( (4/np.sqrt(1-k**2))**n + b)

#mode='exact'
mode='accurate'

def K(k):
    if mode=='exact': return K_exact(k)
    if mode=='accurate': return K_thiswork(k)

##
## the Chiang Khrua solutions (CKS)
##
def theta_CKS(omegaM, t, delta=0):

    theta = np.zeros(len(t))

    N = 20
    # swinging motion
    if omegaM < omeagac:

        # compute period
        k = np.sqrt(L/g)*omegaM/2
        T = 4*np.sqrt(L/g)*K(k)
```

```

# compute coefficients
a = np.zeros(N)
kappa = K(np.sqrt(1-k**2))/K(k)
for n in range(1,N,2):
    a[n] = 4/n/np.cosh(kappa*n*np.pi/2)

# sum contributions at time t
for i in range(len(t)):
    s = 0
    for n in range(0,N): s = s + a[n]*np.sin(2*n*np.pi/T*t[i] + n*delta)
    theta[i] = s

# stopping motion
elif omegaM == omegac:
    for i in range(len(t)):
        theta[i] = 2*np.arcsin( np.tanh(np.sqrt(g/L)*t[i] + delta) )

# spinning motion
else:
    # compute period
    k = np.sqrt(L/g)*omegaM/2
    T = 2*np.sqrt(L/g)/k*K(1/k)

    # compute coefficients
    b = np.zeros(N)
    kappa = K(np.sqrt(1-1/k**2))/K(1/k)
    for n in range(1,N):
        b[n] = 2/n/np.cosh(n*np.pi*kappa)

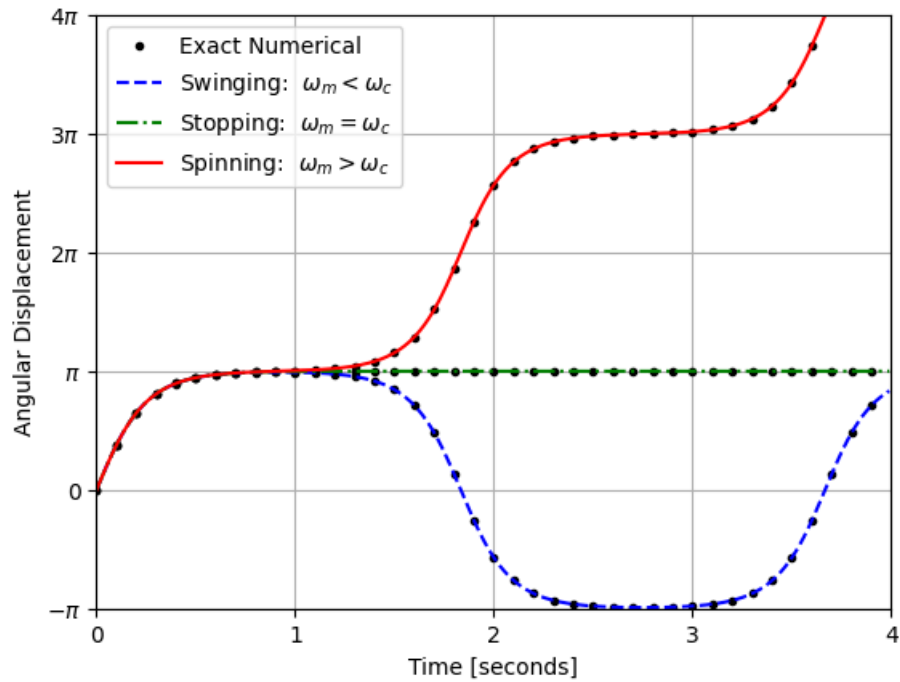
    # sum contributions at time t +
    for i in range(len(t)):
        s = 0
        for n in range(0,N): s = s + b[n]*np.sin(2*n*np.pi/T*t[i] + n*delta)
        theta[i] = 2*np.pi/T*t[i] + delta + s

return theta

Tmax = 4
t = np.arange(0, Tmax, 0.01)

plt.plot(t, theta_exact(omegac-0.001,t), 'k.', markevery=10, label='Exact Numerical')
plt.plot(t, theta_exact(omegac,t), 'k.', markevery=10)
plt.plot(t, theta_exact(omegac+0.001,t), 'k.', markevery=10)
plt.plot(t, theta_CKS(omegac-0.001,t), 'b--', label='Swinging:  $\omega_m < \omega_c$ ')
plt.plot(t, theta_CKS(omegac,t), 'g-.', label='Stopping:  $\omega_m = \omega_c$ ')
plt.plot(t, theta_CKS(omegac+0.001,t), 'r-', label='Spinning:  $\omega_m > \omega_c$ ')
plt.ylim(-np.pi, 4*np.pi)
plt.xlim(0, Tmax)
plt.yticks([-np.pi, 0, np.pi, 2*np.pi, 3*np.pi, 4*np.pi],
           ['$-\pi$', '0', '$\pi$', '$2\pi$', '$3\pi$', '$4\pi$'])
plt.xticks([0, 1, 2, 3, 4])
plt.grid()
plt.legend()
plt.xlabel('Time [seconds]')
plt.ylabel('Angular Displacement')
#plt.savefig('fig1.pdf')
plt.show()

```



Exact Solution $K(k)$

```
In [2]: import numpy as np
import scipy
import matplotlib.pyplot as plt

# allocate amplitude theta0 and x
theta0 = np.arange(0, np.pi, .004)
x = np.sin(theta0/2)
N = len(x)

# compute exact K(x)
# Notes: scipy defines the arguments of elliptic function
# differently, so that the x**2 is used instead of just x.
K_exact = scipy.special.ellipk(x**2)

# allocate array for comparisons
K_asym = np.zeros(N)
K_t4 = np.zeros(N)
K_ThisWork = np.zeros(N)
K_lima2008 = np.zeros(N)
K_ganley1985 = np.zeros(N)

for i in range(N):

    # (Lima 2008)
    if x[i] > 0.0:
        a = np.sqrt(1-x[i]**2)
        K_lima2008[i] = np.pi/2*( a**2/(1-a)*np.log(1/a) + 2*x[i]**2/np.pi*np.log(4/a) )
    else:
        K_lima2008[i] = np.pi/2

    K_asym[i] = np.log(4/np.sqrt(1-x[i]**2))
    K_t4[i] = np.pi/2*(1 + 1/4*x[i]**2 + ((1*3)/(2*4))*x[i]**4 )

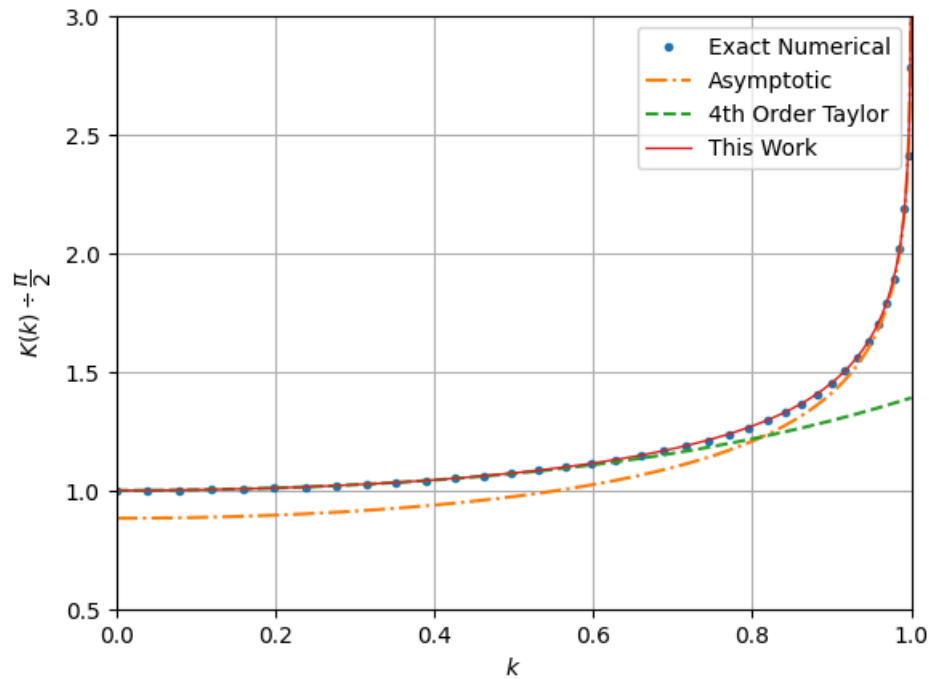
    # (Ganley 1985)
    alpha = np.sqrt(3)/2*theta0[i]
    if alpha > 0.0: K_ganley1985[i] = np.pi/2*np.sqrt(alpha/np.sin(alpha))
    else: K_ganley1985[i] = 1.0

    n = (np.log(4) - np.log(np.pi))/(np.pi/2 - np.log(4))
    b = np.exp(n*np.pi/2) - 4**n
    K_ThisWork[i] = 1/n*np.log( (4/np.sqrt(1-x[i]**2))**n + b)

plt.plot(x, K_exact*2/np.pi, '.', markevery=20, label='Exact Numerical')
plt.plot(x, K_asym*2/np.pi, '-', label='Asymptotic')
plt.plot(x, K_t4*2/np.pi, '--', label='4th Order Taylor')
plt.plot(x, K_ThisWork*2/np.pi, linewidth=1, label='This Work')
```

```
#plt.text(18/180,1.95,'$K(k) \approx \frac{1}{n}$ '
#         '$\ln [ \left(\frac{4}{\sqrt{1-k^2}}\right)^n + b ]$', fontsize=14, \
#         bbox=dict(facecolor='white', alpha=0.9, edgecolor='black', linewidth=0.7))

plt.title('Complete Elliptical Integral of the First Kind')
plt.xlabel('$k$')
plt.ylabel('$K(k) \div \frac{\pi}{2}$')
plt.ylim([.5,3])
plt.xlim([0,1])
plt.legend()
plt.grid()
plt.savefig('fig2.pdf')
plt.show()
```



Comparisons to Existing Analytical Forms

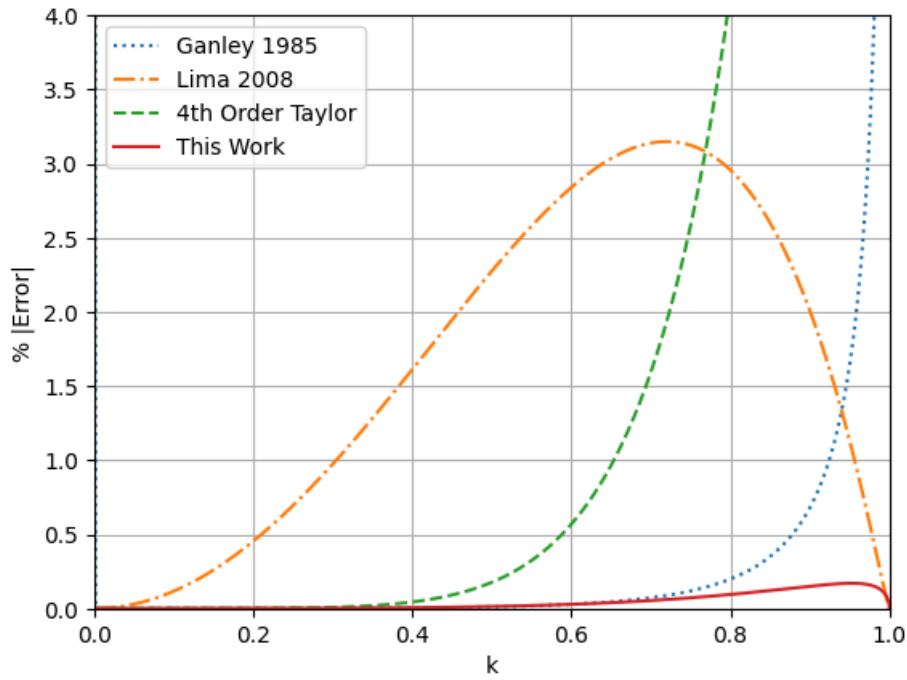
```
In [3]: #
# Error comparison
#

plt.plot(x, np.abs(K_ganley1985-K_exact)*100./K_exact, ':', label='Ganley 1985')
plt.plot(x, np.abs(K_lima2008-K_exact)*100./K_exact, '-.', label='Lima 2008')
plt.plot(x, np.abs(K_t4-K_exact)*100./K_exact, '--', label='4th Order Taylor')
plt.plot(x, np.abs(K_ThisWork-K_exact)*100./K_exact, label='This Work')

plt.title('Error compared to the exact K(k)')
plt.xlabel('k')
plt.ylabel('% |Error|')
plt.xlim([0,1])
plt.ylim(0,4)
plt.legend()
plt.grid()
plt.show()
plt.savefig('fig3.pdf')

print('Maximum % |Error|')
print('Lima 2008: %.2f' % ( max(np.abs(K_lima2008-K_exact)*100./K_exact) ) )
print('This Work: %.2f' % ( max(np.abs(K_ThisWork-K_exact)*100./K_exact) ) )

print('\nAverage % |Error|')
print('Lima 2008: %.2f' % ( np.average(np.abs(K_lima2008-K_exact)*100./K_exact) ) )
print('This Work: %.2f' % ( np.average(np.abs(K_ThisWork-K_exact)*100./K_exact) ) )
```



Maximum % |Error|
Lima 2008: 3.15
This Work: 0.17

Average % |Error|
Lima 2008: 1.56
This Work: 0.06

Derivation of the Constant n and b in Eq. (8)

Below is a python code that symbolically derivatives of the proposed form, evaluated at $x = 0$. The derivatives can then be compared to that of the exact $K(x)$. Demanding that they agree upto the 2nd order will ensure that the proposed form approaches the exact limit when the amplitudes is small.

```
In [4]: ## checking taylor expansion of the proposed form
##
import sympy as sym

xx = sym.symbols('x', real=True)
bb = sym.symbols('b', real=True)
nn = sym.symbols('n', real=True)

# the proposed form
K0 = 1/nn*sym.ln((4/sym.sqrt(1-xx**2))*nn + bb)

print('0th Derivative: ', K0.subs(xx,0))
K1 = K0.diff(xx)
print('1st Derivative: ', K1.subs(xx,0))
K2 = K1.diff(xx)
print('2nd Derivative: ', K2.subs(xx,0))
K3 = K2.diff(xx)
print('3rd Derivative: ', K3.subs(xx,0))

0th Derivative: log(4**n + b)/n
1st Derivative: 0
2nd Derivative: 4**n/(4**n + b)
3rd Derivative: 0
```

Taylor series (sometimes called power series) of the exact $K(x)$ is

$$K(x) = \frac{\pi}{2} \left[1 + \left(\frac{1}{2} \right)^2 x^2 + \left(\frac{1 \cdot 3}{2 \cdot 4} \right)^2 x^4 + \left(\frac{1 \cdot 3 \cdot 5}{2 \cdot 4 \cdot 6} \right)^2 x^6 + \dots \right] \quad (\text{S2})$$

Therefore, $K(0) = \frac{\pi}{2}$ and $K''(0) = \frac{\pi}{4}$. From the output of the python code above, it follows that

$$\frac{1}{n} \log(4^n + b) = \frac{\pi}{2} \quad (\text{S3})$$

$$\frac{4^n}{4^n + b} = \frac{\pi}{4} \quad (\text{S4})$$

which lead to

$$n = \frac{\ln 4 - \ln \pi}{\pi/2 - \ln 4} \quad \text{and} \quad b = e^{n\pi/2} - 4^n$$

Derivation the CKS in Eq. (2)

The equation of motion for a physical pendulum reads

$$\frac{d^2\theta}{dt^2} + \frac{LMg}{I} \sin \theta = 0 \quad (\text{S5})$$

L is the distance from a pivot point to the center of mass. I is the moment of inertia about the pivot point. For a simple pendulum, $I = ML^2$; so the equation of motion reduces to

$$\frac{d^2\theta}{dt^2} + \frac{g}{L} \sin \theta = 0 \quad (\text{S6})$$

The above form is still inconvenient to work with due to the factor $\frac{g}{L}$ that would have to tag along throughout the derivations. We define a scaled time,

$$\tau \equiv \sqrt{\frac{g}{L}} t \quad (\text{S7})$$

so that the equation of motion reduces further to

$$\frac{d^2\theta}{d\tau^2} + \sin \theta = 0 \quad (\text{S8})$$

Once the solution $\theta(\tau)$ is found, it can be converted back to a function the physical time $\theta(\sqrt{\frac{g}{L}} t)$. If the pendulum is at rest initially with an amplitude θ_0 , the solution of Eq. (S8) is typically written in the literature as

$$\theta(\tau) = 2 \arcsin[k \operatorname{sn}(\tau + K, k)] \quad (\text{S9})$$

see [DLMF, 22.19.E2](#). Here, $k = \sin \frac{\theta_0}{2}$. $\operatorname{sn}(z, k)$ is one of the Jacobi elliptic functions; and K is the complete elliptical integral of the first kind, which in this context is a quarter of the period of the pendulum. However, the time dependent can be shifted from the quarter period K back to zero by using the relation

$$\operatorname{sn}(z + K, k) = \operatorname{cd}(z, k) \quad (\text{S10})$$

see [DLMF, 22.4.T3](#). $\operatorname{cd}(z, k)$ is another Jacobi elliptic function. Therefore, the solution takes the form

$$\theta(\tau) = 2 \arcsin[k \operatorname{cd}(\tau, k)] \quad (\text{S11})$$

To avoid the $\arcsin[\cdot \cdot \cdot]$ dependent above and steering toward a simpler Fourier form, the following integral property is used.

$$\int \operatorname{sd}(x, k) dx = -\frac{1}{kk'} \arcsin[k \operatorname{cd}(x, k)] \quad (\text{S12})$$

see [DLMF, 22.14.E5](#). Note that the minus sign is taken out of $\arcsin[\cdot \cdot \cdot]$ function, as compared to the reference. $\operatorname{sd}(z, k)$ is one of the Jacobi elliptic function. Therefore, the solution can now be written as

$$\theta(\tau) = -2kk' \int \operatorname{sd}(\tau, k) d\tau \quad (\text{S13})$$

A fourier expansion of $\operatorname{sd}(z, k)$ is also available. It reads

$$\operatorname{sd}(z, k) = \frac{2\pi}{Kkk'} \sum_{n=0}^{\infty} \frac{(-1)^n q^{n+\frac{1}{2}} \sin((2n+1)\zeta)}{1 + q^{2n+1}} \quad (\text{S14})$$

see [DLMF, 22.11.E5](#). The auxillary variables defined in the reference are:

$k' = \sqrt{1 - k^2}$, $q = e^{-\pi K(k')/K(k)}$, $\zeta = \frac{\pi z}{2K(k)}$. Before going any further, it is convenient to adjust the form of the summation index n . Note that $(2n + 1)$ is always an odd integer, so we define an odd integer $m = (2n + 1)$. The above Fourier expansion becomes

$$\text{sd}(\tau, k) = \frac{2\pi}{Kk k'} \sum_{m \text{ odd}} \frac{(-1)^{\frac{m-1}{2}} q^{\frac{m}{2}} \sin(\frac{m\pi}{2K} \tau)}{1 + q^m} = \frac{2\pi}{Kk k'} \sum_{m \text{ odd}} \frac{(-1)^{\frac{m-1}{2}} \sin(\frac{m\pi}{2K} \tau)}{2 \cosh(\kappa m \pi / 2)} \quad (\text{S15})$$

Here, we define $\kappa \equiv \frac{K(\sqrt{1-k^2})}{K(k)}$. Substutute $\text{sd}(\tau, k)$ above into the integral in Eq. (S13). The solution becomes

$$\theta(\tau) = -\frac{2\pi}{K} \sum_{m \text{ odd}} \frac{(-1)^{\frac{m-1}{2}}}{\cosh(\kappa m \pi / 2)} \int \sin(\frac{m\pi}{2K} \tau) d\tau \quad (\text{S16})$$

Here, the integration is pushed through the summation to meet the time dependent $\sin(\frac{m\pi}{2K} \tau)$. The integration can easily be performed, yielding

$$\theta(\tau) = \sum_{m \text{ odd}} \frac{(-1)^{\frac{m-1}{2}}}{m} \frac{4}{\cosh(\kappa m \pi / 2)} \cos(\frac{m\pi}{2K} \tau) \quad (\text{S17})$$

However, $4K$ can be interpreted as the period in the scaled time τ . Therefore,

$$\cos(\frac{m\pi}{2K} \tau) = \cos(\frac{2m\pi}{4K} \tau) \quad (\text{S18})$$

Notice the ratio of the scaled time τ to its period $4K$. Upon converting from the scaled time to the physical time $\tau \rightarrow \sqrt{\frac{g}{L}} t$, so is the period $4K \rightarrow \sqrt{\frac{g}{L}} T$. Hence, the factor $\sqrt{\frac{g}{L}}$ is eliminated inside the cosine fuctions.

Renaming the index $m \rightarrow n$, the series becomes.

$$\theta(t) = \sum_{n \text{ odd}} a_n \cos(\frac{2n\pi}{T} t) \quad (\text{S19})$$

where the Fourier coefficients (only for n odd) are

$$a_n = \frac{(-1)^{\frac{n-1}{2}}}{n} \frac{4}{\cosh(\kappa n \pi / 2)}, \quad \kappa \equiv \frac{K(\sqrt{1 - k^2})}{K(k)} \quad (\text{S20})$$

But the series in Eq.(S19) when the pendulum starts at rest at the initial angle θ_0 . Shifting the by a quarter of the period causes the pendulum to start at the bottom, with initial angular speed ω_m to jump start the motion.

$$\theta(t) = \sum_{n \text{ odd}} a_n \cos(\frac{2n\pi}{T} t - \frac{n\pi}{2}) \quad (\text{S21})$$

Use a simple trigonometry identity $\cos(A - B) = \cos A \cos B + \sin A \sin B$ and the fact that n is always an odd number, we have

$$\theta(t) = \sum_{n \text{ odd}} a_n (-1)^{\frac{n-1}{2}} \sin(\frac{2n\pi}{T} t) \quad (\text{S22})$$

The alternating ± 1 sign can be absorbed into a_n , leading to an even simpler form

$$\theta(t) = \sum_{n \text{ odd}} a_n \sin(\frac{2n\pi}{T} t + n\delta) \quad (\text{S23})$$

$$a_n = \frac{4}{n \cosh(\kappa n \pi / 2)}, \quad \kappa \equiv \frac{K(\sqrt{1 - k^2})}{K(k)} \quad (\text{S24})$$

the Phase Constant

The phase constant δ for the swinging motion can be computed by finding a root of

$$f(\delta) = 0 = \theta_0 - \sum_{n \text{ odd}} a_n \sin(n\delta) \quad (\text{S25})$$

For Newton root finding method, an initial guess of δ_0 need to be given. The successive values of δ_n can be updated using

$$\delta_{n+1} = \delta_n - \frac{f(\delta_n)}{f'(\delta_n)} \quad (\text{S26})$$

The iterations stop when the δ_n converges. The initial guess δ_0 can be determined from using only the first term in the summation, namely.

$$0 = \theta_0 - a_1 \sin(\delta_0) \quad (\text{S27})$$

Caution must be taken when solving for δ_0 because there are 2 possible solutions. The two solutions have the same value θ_0 , but opposite sign of slope, corresponding to the sign of angular velocity. Depending on the sign of ω_0 ,

$$\delta_0 = \begin{cases} \arcsin(\theta_0/a_1) & \text{if } \omega_0 > 0 \\ \pi - \arcsin(\theta_0/a_1) & \text{if } \omega_0 < 0 \end{cases} \quad (\text{S25})$$

In the python example below, the iterations in Eq. (S26) continue until δ_{n+1} differs from δ_n smaller than 10^{-8} . The converged value of δ is then used to plot $\theta(t)$.

```
In [5]: #
# This python shows how to compute the phase constant
# delta for all 3 classes of motion.
#

import numpy as np
import matplotlib.pyplot as plt

# compute phase shift for swinging motion delta using newton method
def phase_shift(theta0, omega0, cutoff):

    # compute omegaM
    omegaM = np.sqrt(omega0**2 - 2*g/L*np.cos(theta0) + 2*g/L)

    # swinging motion
    if omegaM < omegac:

        # compute coefficient an
        k = np.sqrt(L/g)*omegaM/2
        kappa = K(np.sqrt(1-k**2))/K(k)

        N = 20
        a = np.zeros(N)
        for j in range(1,N,2):
            a[j] = 4/j/np.cosh(kappa*j*np.pi/2)

        def f(delta):
            s = 0
            for j in range(1,N,2): s = s + a[j]*np.sin(j*delta)
            return theta0 - s

        def fp(delta):
            s = 0
            for j in range(1,N,2): s = s + j*a[j]*np.cos(j*delta)
            return -s

        # initial guess
        if theta0 == 0.0: return 0.0
        if omega0 == 0.0:
            if theta0 > 0: return +np.pi/2
            else: return -np.pi/2

        delta = np.arcsin(theta0/a[1])
        if omega0 < 0: delta = np.pi - delta

        # update
        while True:
            step = - f(delta)/fp(delta)
            delta = delta + step
```

```

        if np.abs(step) < cutoff: break

# stopping motion
elif omegaM == omegac:
    k = np.sin(theta0/2)
    delta = 1/2*np.log((1+k)/(1-k))

# spinning motion
else:

    # compute coefficients
    N = 20
    b = np.zeros(N)
    k = np.sqrt(L/g)*omegaM/2
    kappa = K(np.sqrt(1-1/k**2))/K(1/k)
    for n in range(1,N):
        b[n] = 2/n/np.cosh(n*np.pi*kappa)

    def f(delta):
        s = 0
        for j in range(1,N,1): s = s + b[j]*np.sin(j*delta)
        return theta0 - delta - s

    def fp(delta):
        s = 0
        for j in range(1,N,1): s = s + j*b[j]*np.cos(j*delta)
        return -1-s

    # initial guess
    if theta0 == 0.0: return 0.0
    delta = theta0/(1+b[1])

    # update
    while True:
        step = - f(delta)/fp(delta)
        delta = delta + step
        if np.abs(step) < cutoff: break

    return delta

Tmax = 4
t = np.arange(0,Tmax,0.01)

# case 1) swinging starting at theta0 = pi/2
theta0 = np.pi/2
omega0 = np.sqrt(omegac**2 + 2*g/L*np.cos(theta0) - 2*g/L) - 0.001
omegaM = np.sqrt(omega0**2 - 2*g/L*np.cos(theta0) + 2*g/L)
delta = phase_shift(theta0, omega0, 1e-8)
#theta_swinging = theta_CKS(omegaM, t, delta)
theta_swinging = theta_CKS(omegaM, t, -np.pi)

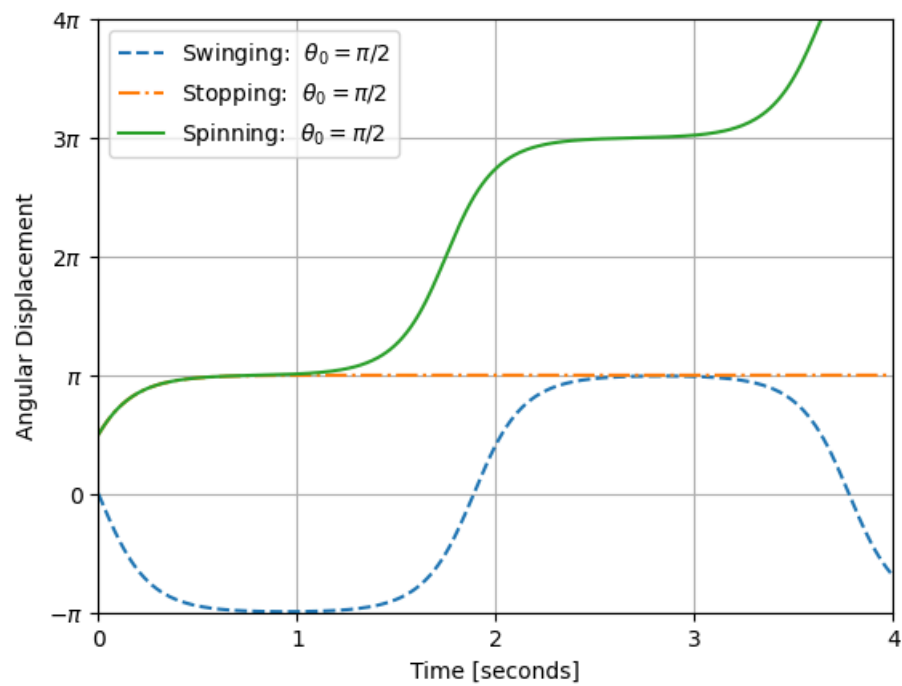
# case 2) stopping starting at theta0 = pi/2
theta0 = np.pi/2
omega0 = np.sqrt(omegac**2 + 2*g/L*np.cos(theta0) - 2*g/L)
omegaM = np.sqrt(omega0**2 - 2*g/L*np.cos(theta0) + 2*g/L)
delta = phase_shift(theta0, omega0, 1e-8)
theta_stopping = theta_CKS(omegaM, t, delta)

# case 3) spinning starting at theta0 = pi/2
theta0 = np.pi/2
omega0 = np.sqrt(omegac**2 + 2*g/L*np.cos(theta0) - 2*g/L) + 0.001
omegaM = np.sqrt(omega0**2 - 2*g/L*np.cos(theta0) + 2*g/L)
delta = phase_shift(theta0, omega0, 1e-8)
theta_spinning = theta_CKS(omegaM, t, delta)

plt.plot(t, theta_swinging, '--', label='Swinging:  $\theta_0 = \pi/2$ ')
plt.plot(t, theta_stopping, '-.', label='Stopping:  $\theta_0 = \pi/2$ ')
plt.plot(t, theta_spinning, '-', label='Spinning:  $\theta_0 = \pi/2$ ')
plt.ylim(-np.pi, 4*np.pi)
plt.xlim(0, Tmax)
plt.yticks([-np.pi, 0, np.pi, 2*np.pi, 3*np.pi, 4*np.pi],
           ['$-\pi$', '0', '$\pi$', '$2\pi$', '$3\pi$', '$4\pi$'])
plt.xticks([0, 1, 2, 3, 4])
plt.grid()
plt.legend()
plt.xlabel('Time [seconds]')
plt.ylabel('Angular Displacement')

```

```
#plt.savefig('fig4.pdf')
plt.show()
```



References

Ganley, W. P. (1985). Simple pendulum approximation. American Journal of Physics, 53(1), 73–76.
<https://doi.org/10.1119/1.13970>

Lima, F. M. S. (2008). Simple 'log formulae' for pendulum motion valid for any amplitude. European Journal of Physics, 29(5), 1091–1098. <https://doi.org/10.1088/0143-0807/29/5/021>

[DLMF] NIST Digital Library of Mathematical Functions. <https://dlmf.nist.gov/>, Release 1.2.4 of 2025-03-15. F. W. J. Olver, A. B. Olde Daalhuis, D. W. Lozier, B. I. Schneider, R. F. Boisvert, C. W. Clark, B. R. Miller, B. V. Saunders, H. S. Cohl, and M. A. McClain, eds.

In []: