

Simple and accurate nonlinear pendulum motion for the full range of amplitudes

Teepanis Chachiyo
email: teepanisc@nu.ac.th

Department of Physics, Faculty of Science,
Naresuan University, Phitsanulok 65000, Thailand

April 24, 2025

Abstract

A simple closed-form formula for the period of a pendulum with finite amplitude is proposed. It reproduces the exact analytical forms both in the small and large amplitude limits, while in the mid-amplitude range maintains average error of 0.06% and maximum error of 0.17%. The accuracy should be sufficient for typical engineering applications. Its unique simplicity should be useful in a theoretical development that requires trackable mathematical framework or in an introductory physics course that aims to discuss a finite amplitude pendulum. A simple and formally exact solution of angular displacement for the full range of amplitudes is illustrated.

Keywords: nonlinear dynamics, nonlinear pendulum, mathematical physics

1 Introduction

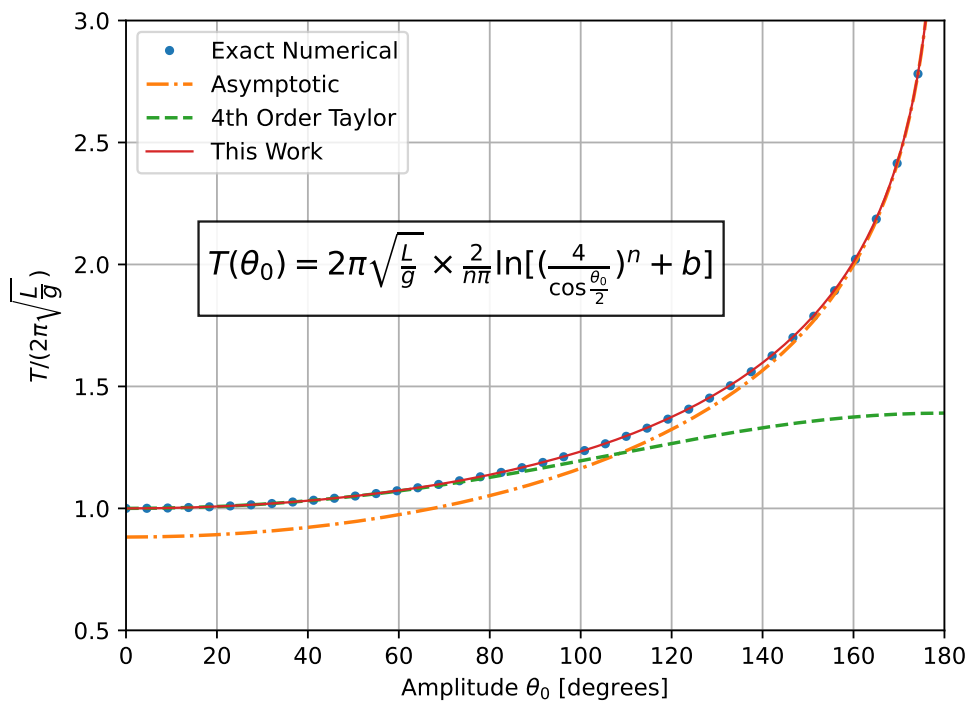


Figure 1: The period of a pendulum as a function of amplitude

The period of a pendulum with a finite amplitude θ_0 is proportional to the complete elliptical integral of the first kind, $K(x)$ [1].

$$T(\theta_0) = 2\pi\sqrt{\frac{L}{g}} \times \frac{2}{\pi} K(x), \quad x = \sin \frac{\theta_0}{2} \quad (1)$$

As shown Fig. 1, the value $2\pi\sqrt{L/g}$ is only valid when the amplitude is small. As the amplitude becomes larger, the exact solution approaches infinity at $\theta_0 = 180^\circ$. Because there is no known closed-form of $K(x)$, the solution has to be computed numerically [2].

A power series, or equivalently called Taylor expansion, of $K(x)$ is also available. This leads to the exact behavior of the period when the amplitude approaches zero.

$$T(\theta_0) = 2\pi\sqrt{\frac{L}{g}} \times \left[1 + \left(\frac{1}{2}\right)^2 x^2 + \left(\frac{1 \cdot 3}{2 \cdot 4}\right)^2 x^4 + \left(\frac{1 \cdot 3 \cdot 5}{2 \cdot 4 \cdot 6}\right)^2 x^6 + \dots \right], \quad \theta_0 \rightarrow 0^\circ \quad (2)$$

However, the series converges very slowly for large amplitudes. Hence, a truncated series produces huge error in this case, as seen in Fig. 1 where the 4th order Taylor expansion is shown.

Contrary to the period, a complete pendulum trajectory, $\theta(t)$, is often omitted in an intermediate classical mechanics textbook. When a pendulum is initially at rest at the amplitude θ_0 , it is known that the exact solution of angular displacement $\theta(t)$ involves a special function called Jacobi elliptic function $\text{sn}(z, k)$ as follows [3, 22.19.E2].

$$\theta(t) = 2 \arcsin \left[x \text{sn} \left(\sqrt{\frac{g}{L}} t + K, x \right) \right] \quad (3)$$

A number of articles on derivations and discussions of the exact nonlinear solution [4, 5], although initially intended as pedagogical tools for physics courses, have proved useful in diverse areas of research. A wide variety of analytical approximations have been published [6]. For example, frequently cited simple formulae for the period of a pendulum are by Ganley [7] and Lima [8]. Specifically, the Lima formula is the first attempt to address the full range of amplitudes.

2 Results and Discussions

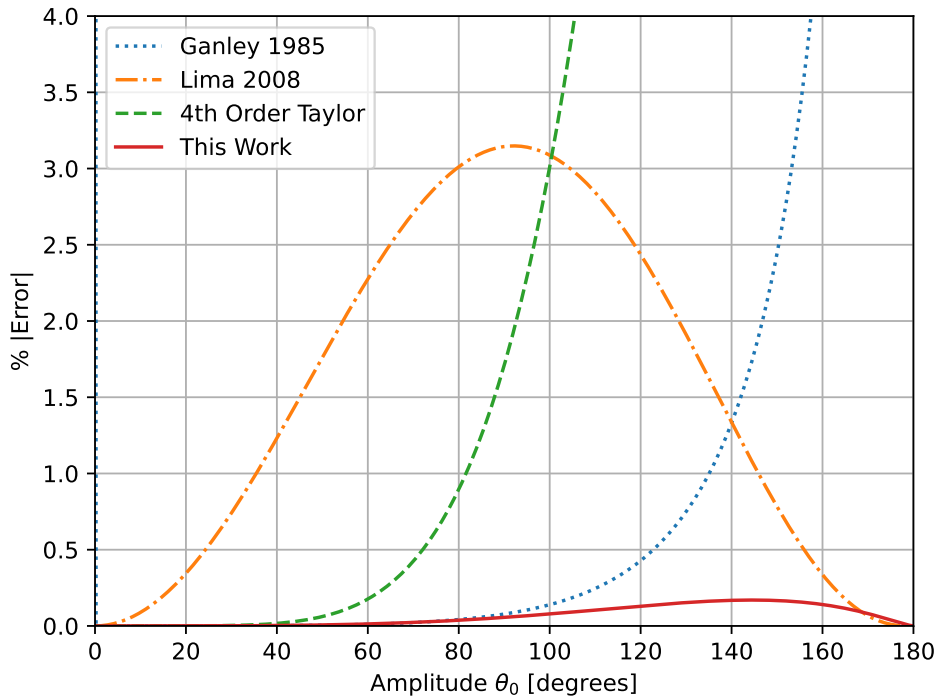


Figure 2: Percent error in comparison to frequently cited analytical forms

In this report, an analytical formula for the period of a pendulum is proposed, offering significant improvements in simplicity and accuracy over existing ones. It is of the form

$$T(\theta_0) = 2\pi\sqrt{\frac{L}{g}} \times \frac{2}{n\pi} \ln \left[\left(\frac{4}{\cos \frac{\theta_0}{2}} \right)^n + b \right], \quad (4)$$

where the constant $n = \frac{\ln 4 - \ln \pi}{\pi/2 - \ln 4}$, $b = e^{n\pi/2} - 4^n$. The above formula is exact when the amplitude approaches the two limiting cases: $\theta_0 \rightarrow 0^\circ$ and $\theta_0 \rightarrow 180^\circ$. As shown in Fig. 2,

an average error is 0.06% with 0.17% maxima at the higher amplitude range. Assuming the period of a pendulum is on the order of one second, this translates to a few milli-seconds maximum error. The accuracy should be sufficient for typical engineering applications.

It can be argued that only the relatively simple forms as in Eq. (4) are practical and useful. If accuracy is the only concern for a particular application, then the exact $K(x)$ can always be numerically evaluated, rendering any analytical form, no matter how accurate, irrelevant. It is in a situation when simplicity is as equally important such as in a theoretical development that requires trackable mathematical framework or in a classroom where advance mathematical topics are not accessible to students, that an analytical form finds its usefulness. Therefore, only comparisons to the frequently cited simple forms are reported in Fig. 2. Benchmarks for other formulae in the literature have also been comprehensively reviewed [6].

3 Theoretical Method

The logarithmic form of Eq. (4) is motivated by inspecting the known asymptotic limit [2], $K(x) \rightarrow \ln(\frac{4}{\sqrt{1-x^2}})$ as $x \rightarrow 1$. As shown in Fig. 1, the asymptotic curve still tracks the exact solution even though the amplitude is small. It follows that a slight modification can be made to the asymptotic form such that the curve also agrees with the exact solution up to the second order Taylor expansion when $x \approx 0$, while maintaining its asymptotic behavior when $x \approx 1$.

The following analytical form is proposed.

$$K(x) \approx \frac{1}{n} \ln\left[\left(\frac{4}{\sqrt{1-x^2}}\right)^n + b\right] \quad (5)$$

It can be shown that $n = \frac{\ln 4 - \ln \pi}{\pi/2 - \ln 4}$ and $b = e^{n\pi/2} - 4^n$ for the Eq. (5) to meet the second order criteria (see Supplemental Material). As a result, however, the proposed form is surprisingly more accurate than the fourth order Taylor expansion in the mid-amplitude range as shown in Fig. 2.

Using a well-known relation in classical mechanics $T = 2\pi\sqrt{\frac{L}{g}} \times \frac{2}{\pi}K(x)$ and $x = \sin \frac{\theta_0}{2}$, Eq. (5) readily leads to the simple and accurate period of a pendulum in this work.

Because Eq. (5) obeys the exact behaviors on both limits, it should benefit broader applications in physics and engineering that require the use of complete elliptical integral of the first kind, while keeping their theoretical frameworks mathematically trackable. Its unique simplicity should also facilitate discussions of a finite amplitude pendulum in introductory physics courses.

4 Complete Pendulum Trajectory

While the exact solution for the angular displacement $\theta(t)$ is typically written in terms of Jacobi elliptic functions as shown in Eq. (3), it can be rewritten into a much simpler Fourier series involving only cosine functions. Surprisingly, the series can be made exact with a simple analytical form. It is as follows.

$$\theta(t) = \sum_{n \text{ odd}} a_n \cos\left(\frac{2n\pi}{T}t\right), \quad a_n = \frac{(-1)^{\frac{n-1}{2}}}{n} \frac{4}{\cosh(\kappa n\pi/2)}, \quad \kappa \equiv T(\pi - \theta_0)/T(\theta_0) \quad (6)$$

Note that the above expression depends on $T(\theta_0)$ and $T(\pi - \theta_0)$. For example, if θ_0 represents a small amplitude, then $(\pi - \theta_0)$ will be that of a large amplitude, and vice versa. In other words, the evaluation of $T(\theta_0)$ needs to be accurate for the full range of amplitudes. Therefore, the proposed formula in this work is particularly useful for plotting a complete pendulum trajectory as shown in Fig. 3.

Eq. (6) is formally exact for the full range of amplitudes. In practice, only a few terms should be sufficient because a_n decays rapidly for larger n . For a pendulum with a very small amplitude, only the first term is needed; and the expression falls back to a linear pendulum.

A brief derivation of Eq. (6) is outlined here (see Supplemental Material for details).

The exact solution in Eq. (3) can be shifted by a quarter of the period using a known relation among the Jacobi elliptic functions, $\text{sn}(z + K, k) = \text{cd}(z, k)$ [3, 22.4.T3]. It becomes

$$\theta(t) = 2 \arcsin \left[k \text{cd}\left(\sqrt{\frac{g}{L}}t, k\right) \right], \quad k = \sin \frac{\theta_0}{2} \quad (7)$$

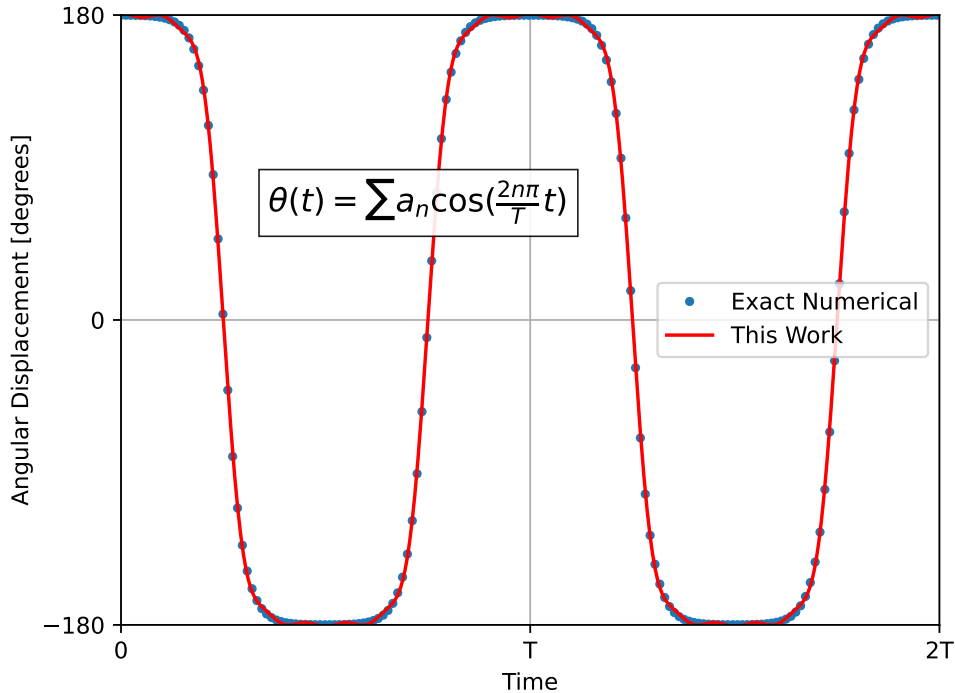


Figure 3: $\theta(t)$ for amplitude $\theta_0 = 179.9^\circ$ (using $\sqrt{L/g} = 1$ second)

Using a known integral property [3, 22.14.E5], the $\arcsin[\dots]$ can be avoided; and the solution $\theta(t)$ turns into an integral of another Jacobi elliptic function $\text{sd}(z, k)$.

$$\theta(\tau) = -2kk' \int \text{sd}(\tau, k) d\tau, \quad \tau \equiv \sqrt{\frac{g}{L}}t, \quad k' = \sqrt{1 - k^2} \quad (8)$$

Because $\text{sd}(z, k)$ can be expanded into a Fourier sum involving only sine functions [3, 22.11.E5], the integration turns into a sum of cosine functions. Then, the coefficients a_n can be evaluated and simplified, resulting in the analytical form shown in Eq. (6).

5 Conclusion

A simple closed-form formula for nonlinear pendulum motion is proposed. The formula computes the period of a pendulum for the full range of amplitudes with 0.06% error on average in the mid-amplitude range; while in the small and large amplitude range, the formula approaches the known exact forms. It can also be used to describe a complete motion of a pendulum when combined with a simple and exact Fourier series. The accuracy should be sufficient for typical engineering applications. Its unique simplicity should be useful in a theoretical development that requires trackable mathematical framework or in an introductory physics course that aims to discuss a finite amplitude pendulum.

References

- [1] J.B. Marion and S.T. Thornton. *Classical Dynamics of Particles and Systems*. Saunders College Pub., 1995.
- [2] M. Abramowitz and I.A. Stegun. *Handbook of Mathematical Functions: With Formulas, Graphs, and Mathematical Tables*. Applied mathematics series. Dover Publications, 1965.
- [3] *NIST Digital Library of Mathematical Functions*. <https://dlmf.nist.gov/>, Release 1.2.4 of 2025-03-15. F. W. J. Olver, A. B. Olde Daalhuis, D. W. Lozier, B. I. Schneider, R. F. Boisvert, C. W. Clark, B. R. Miller, B. V. Saunders, H. S. Cohl, and M. A. McClain, eds.
- [4] A. Beléndez, C. Pascual, D.I. Méndez, T. Beléndez, and C. Neipp. Exact solution for the nonlinear pendulum. *Revista Brasileira de Ensino de Física*, 29:645–648, 2007.
- [5] Karlheinz Ochs. A comprehensive analytical solution of the nonlinear pendulum. *European Journal of Physics*, 32:479–490, 3 2011.

- [6] Peter F Hinrichsen. Review of approximate equations for the pendulum period. *European Journal of Physics*, 42:015005, 1 2021.
- [7] W. P. Ganley. Simple pendulum approximation. *American Journal of Physics*, 53:73–76, 1 1985.
- [8] F M S Lima. Simple ‘log formulae’ for pendulum motion valid for any amplitude. *European Journal of Physics*, 29:1091–1098, 9 2008.

Supplemental Material

Simple and accurate nonlinear pendulum motion for the full range of amplitudes

Teepanis Chachiyo teepanisc@nu.ac.th Department of Physics, Faculty of Science, Naresuan University, Phitsanulok 65000, Thailand.

This python notebook tests the performance of the proposed analytical form in comparison to frequently cited simple formulae in the literature. The proposed pendulum period is of the form:

$$T(\theta_0) = 2\pi\sqrt{L/g} \times \frac{2}{n\pi} \ln\left[\left(\frac{4}{\cos\frac{\theta_0}{2}}\right)^n + b\right] \quad (\text{S1})$$

where the constants $n = \frac{\ln 4 - \ln \pi}{\pi/2 - \ln 4}$ and $b = e^{n\pi/2} - 4^n$.

Exact solution of the period: $2\pi\sqrt{L/g} \times \frac{2}{\pi} K(x)$

```
In [1]: import numpy as np
import scipy
import matplotlib.pyplot as plt

# allocate amplitude theta0 and x
theta0 = np.arange(0, np.pi, .004)
x = np.sin(theta0/2)
N = len(x)

# compute exact K(x)
# Notes: scipy defines the arguments of elliptic function
# differently, so that the x**2 is used instead of just x.
K = scipy.special.ellipk(x**2)

# allocate array for comparisons
K_asym = np.zeros(N)
K_t4 = np.zeros(N)
K_ThisWork = np.zeros(N)
K_lima2008 = np.zeros(N)
K_ganley1985 = np.zeros(N)

for i in range(N):

    # (Lima 2008)
    if x[i] > 0.0:
        a = np.sqrt(1-x[i]**2)
        K_lima2008[i] = np.pi/2*( a**2/(1-a)*np.log(1/a) + 2*x[i]**2/np.pi*np.log(4/a) )
    else:
        K_lima2008[i] = np.pi/2

    K_asym[i] = np.log(4/np.sqrt(1-x[i]**2))
    K_t4[i] = np.pi/2*(1 + 1/4*x[i]**2 + ((1*3)/(2*4))*2*x[i]**4 )

    # (Ganley 1985)
    alpha = np.sqrt(3)/2*theta0[i]
    if alpha > 0.0: K_ganley1985[i] = np.pi/2*np.sqrt(alpha/np.sin(alpha))
    else: K_ganley1985[i] = 1.0

    n = (np.log(4) - np.log(np.pi))/(np.pi/2 - np.log(4))
    b = np.exp(n*np.pi/2) - 4**n
    K_ThisWork[i] = 1/n*np.log( (4/np.sqrt(1-x[i]**2))**n + b)

plt.plot(theta0*180/np.pi, K*2/np.pi, '.', markevery=20, label='Exact Numerical')
plt.plot(theta0*180/np.pi, K_asym*2/np.pi, '-.', label='Asymptotic')
plt.plot(theta0*180/np.pi, K_t4*2/np.pi, '--', label='4th Order Taylor')
plt.plot(theta0*180/np.pi, K_ThisWork*2/np.pi, linewidth=1, label='This Work')

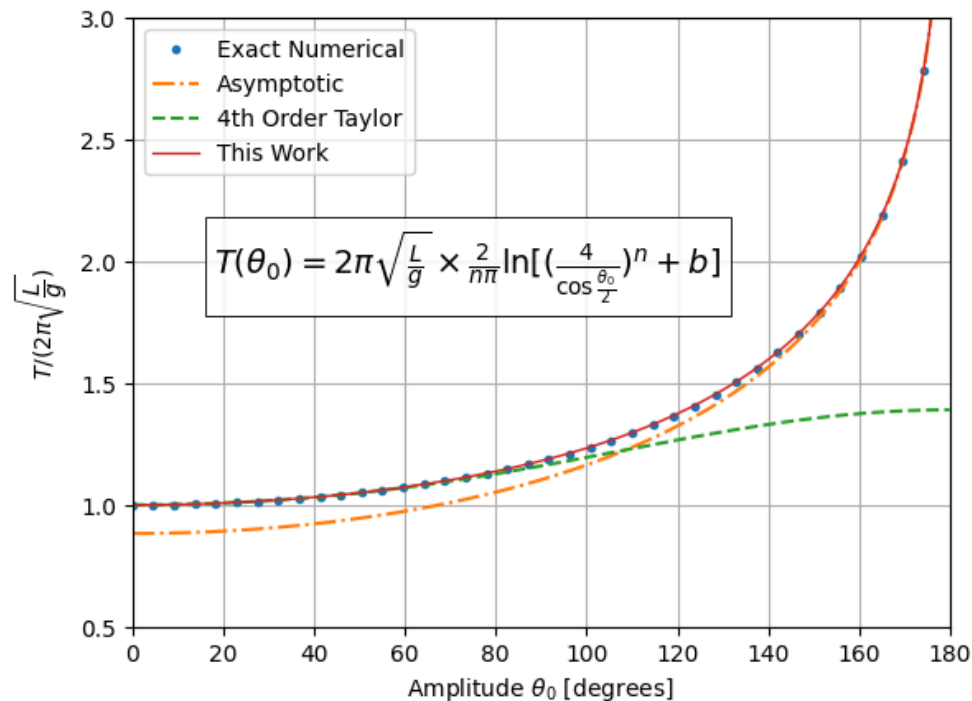
plt.text(18, 1.95, '$T(\theta_0) = 2\pi\sqrt{\frac{L}{g}} \times \frac{2}{\pi} K(x)$')
```

```

        '\\ln [ (\\frac{4}{\\cos \\frac{\\theta_0}{2}})^n + b ]$', fontsize=14, \
        bbox=dict(facecolor='white', alpha=0.9, edgecolor='black', linewidth=0.7))

plt.title('The Period of a Pendulum')
plt.xlabel('Amplitude $\\theta_0$ [degrees]')
plt.ylabel('$T/(2\\pi\\sqrt{\\frac{L}{g}})$')
plt.ylim([.5,3])
plt.xlim([0,180])
plt.legend()
plt.grid()
plt.savefig('fig1.pdf')
plt.show()

```



Comparisons to existing analytical forms

```

In [2]: #
# Error comparison
#

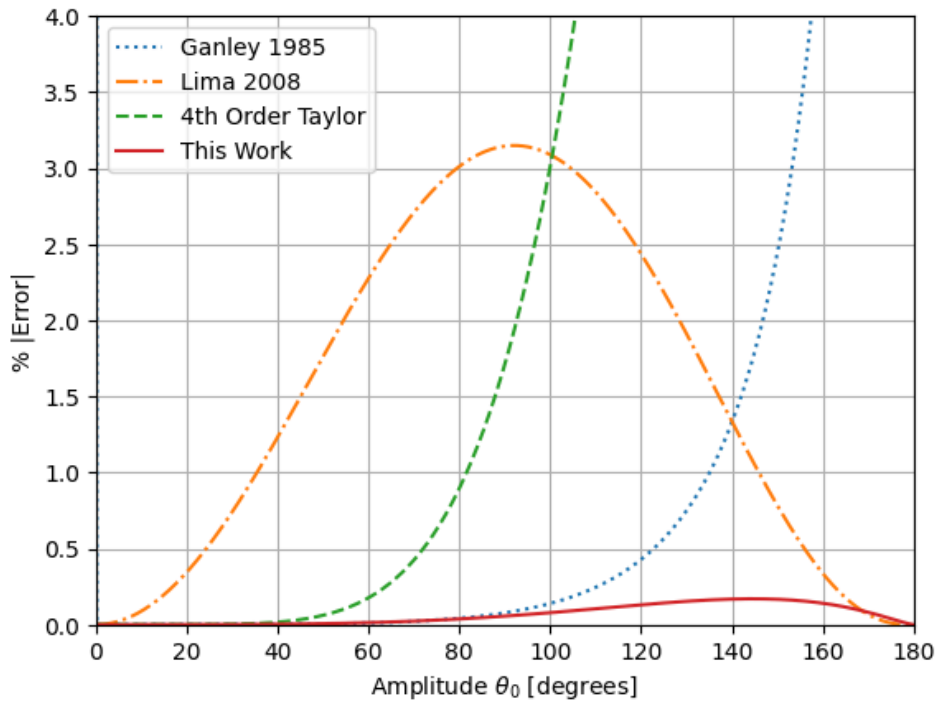
plt.plot(theta0*180/np.pi, np.abs(K_ganley1985-K)*100./K, ':', label='Ganley 1985')
plt.plot(theta0*180/np.pi, np.abs(K_lima2008-K)*100./K, '-.', label='Lima 2008')
plt.plot(theta0*180/np.pi, np.abs(K_t4-K)*100./K, '--', label='4th Order Taylor')
plt.plot(theta0*180/np.pi, np.abs(K_ThisWork-K)*100./K, label='This Work')

plt.title('Error compared to the exact K(x)')
plt.xlabel('Amplitude $\\theta_0$ [degrees]')
plt.ylabel('% |Error|')
plt.xlim([0,180])
plt.ylim(0,4)
plt.legend()
plt.grid()
plt.show()
plt.savefig('fig2.pdf')

print('Maximum % |Error|')
print('Lima 2008: %.2f' % ( max(np.abs(K_lima2008-K)*100./K) ) )
print('This Work: %.2f' % ( max(np.abs(K_ThisWork-K)*100./K) ) )

print('\nAverage % |Error|')
print('Lima 2008: %.2f' % ( np.average(np.abs(K_lima2008-K)*100./K) ) )
print('This Work: %.2f' % ( np.average(np.abs(K_ThisWork-K)*100./K) ) )

```



Maximum % |Error|
 Lima 2008: 3.15
 This Work: 0.17

Average % |Error|
 Lima 2008: 1.56
 This Work: 0.06

Derivation of the constant n and b in Eq. (4)

Below is a python code that symbolically derives the derivatives of the proposed form, evaluated at $x = 0$. The derivatives can then be compared to that of the exact $K(x)$. Demanding that they agree up to the 2nd order will ensure that the proposed form approaches the exact limit when the amplitudes are small.

```
In [3]: ## checking taylor expansion of the proposed form
##
import sympy as sym

xx = sym.symbols('x', real=True)
bb = sym.symbols('b', real=True)
nn = sym.symbols('n', real=True)

# the proposed form
K0 = 1/nn*sym.ln((4/sym.sqrt(1-xx**2))**nn + bb)

print('0th Derivative: ', K0.subs(xx,0))
K1 = K0.diff(xx)
print('1st Derivative: ', K1.subs(xx,0))
K2 = K1.diff(xx)
print('2nd Derivative: ', K2.subs(xx,0))
K3 = K2.diff(xx)
print('3rd Derivative: ', K3.subs(xx,0))

0th Derivative: log(4**n + b)/n
1st Derivative: 0
2nd Derivative: 4**n/(4**n + b)
3rd Derivative: 0
```

Taylor series (sometimes called power series) of the exact $K(x)$ is

$$K(x) = \frac{\pi}{2} \left[1 + \left(\frac{1}{2}\right)^2 x^2 + \left(\frac{1 \cdot 3}{2 \cdot 4}\right)^2 x^4 + \left(\frac{1 \cdot 3 \cdot 5}{2 \cdot 4 \cdot 6}\right)^2 x^6 + \dots \right] \quad (\text{S2})$$

Therefore, $K(0) = \frac{\pi}{2}$ and $K''(0) = \frac{\pi}{4}$. From the output of the python code above, it follows that

$$\frac{1}{n} \log(4^n + b) = \frac{\pi}{2} \quad (\text{S3})$$

$$\frac{4^n}{4^n + b} = \frac{\pi}{4} \quad (\text{S4})$$

which lead to

$$n = \frac{\ln 4 - \ln \pi}{\pi/2 - \ln 4} \quad \text{and} \quad b = e^{n\pi/2} - 4^n$$

Complete angular displacement $\theta(t)$

```
In [4]: ## Checking the expressions in the paper

import numpy as np
import scipy as sp

g = 9.8
L = 9.8

def theta_exact(theta0, t):
    x = np.sin(theta0/2)
    K = sp.special.ellipk(x**2)
    N = len(t)
    theta = np.zeros(N)
    for i in range(N):

        [sn, cn, dn, ph] = sp.special.ellipj(np.sqrt(g/L)*t[i] + K, x**2)
        theta[i] = 2*np.arcsin(x*sn)

        # alternative form
        #[sn, cn, dn, ph] = sp.special.ellipj(np.sqrt(g/L)*t[i], x**2)
        #theta[i] = 2*np.arcsin(x*cn/dn)

    return theta

def T_ThisWork(theta0):
    n = (np.log(4) - np.log(np.pi))/(np.pi/2 - np.log(4))
    b = np.exp(n*np.pi/2) - 4**n
    T0 = 2*np.pi*np.sqrt(g/L)
    return T0*2/n/np.pi*np.log( (4/np.cos(theta0/2))**n + b)

def theta_ThisWork(theta0, t):

    T = T_ThisWork(theta0)
    kappa = T_ThisWork(np.pi-theta0)/T

    N = len(t)
    theta = np.zeros(N)
    for i in range(N):

        sum = 0
        for j in range(1, 10, 2):
            aj = (-1)**((j-1)/2)/j*4/np.cosh(kappa*j*np.pi/2)
            sum = sum + aj*np.cos(2*j*np.pi/T*t[i])
        theta[i] = sum

    return theta

theta0 = 179.9*np.pi/180

T = T_ThisWork(theta0)

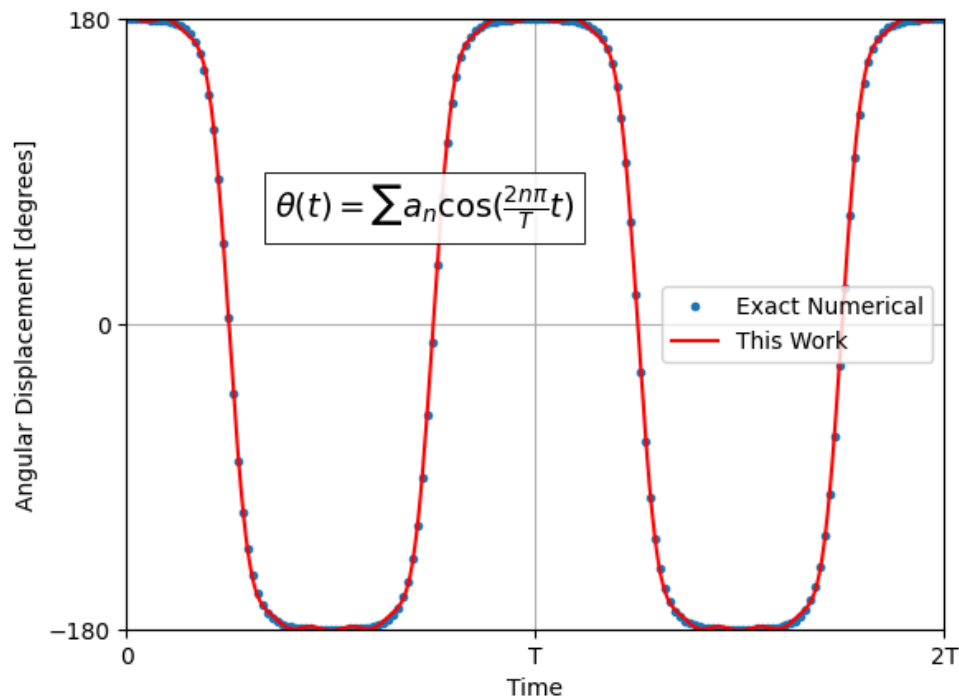
t = np.arange(0,2*T,0.01)
N = len(t)
theta = theta_exact(theta0, t)
theta_ThisWork = theta_ThisWork(theta0, t)

import matplotlib.pyplot as plt
```

```

plt.title('Complete Pendulum Motion for Amplitude  $\theta_0 = 179.9$  deg.')
plt.xlabel('Time')
plt.ylabel('Angular Displacement [degrees]')
plt.xlim([0, 2*T])
plt.ylim([-180, 180])
plt.xticks([0, T, 2*T], ['0', 'T', '2T'])
plt.yticks([-180, 0, 180])
plt.plot(t, theta*180/np.pi, '.', markevery=40, label='Exact Numerical')
plt.plot(t, theta_ThisWork*180/np.pi, 'r-', label='This Work')
plt.text(T*0.36, 63, '$\theta(t) = \sum a_n \cos(\frac{2n\pi}{T}t)$', fontsize=14, \
        bbox=dict(facecolor='white', alpha=0.9, edgecolor='black', linewidth=0.7))
plt.legend()
plt.grid()
plt.savefig('fig3.pdf')
plt.show()

```



Derivation the Fourier solution in Eq. (6)

The equation of motion for a physical pendulum reads

$$\frac{d^2\theta}{dt^2} + \frac{LMg}{I} \sin\theta = 0 \quad (\text{S5})$$

L is the distance from a pivot point to the center of mass. I is the moment of inertia about the pivot point. For a simple pendulum, $I = ML^2$; so the equation of motion reduces to

$$\frac{d^2\theta}{dt^2} + \frac{g}{L} \sin\theta = 0 \quad (\text{S6})$$

The above form is still inconvenient to work with due to the factor $\frac{g}{L}$ that would have to tag along throughout the derivations. We define a scaled time,

$$\tau \equiv \sqrt{\frac{g}{L}} t \quad (\text{S7})$$

so that the equation of motion reduces further to

$$\frac{d^2\theta}{d\tau^2} + \sin\theta = 0 \quad (\text{S8})$$

Once the solution $\theta(\tau)$ is found, it can be converted back to a function the physical time $\theta(\sqrt{\frac{g}{L}}t)$. If the pendulum is at rest initially with an amplitude θ_0 , the solution of Eq. (S8) is typically written in the literature as

$$\theta(\tau) = 2 \arcsin[k \operatorname{sn}(\tau + K, k)] \quad (\text{S9})$$

see [DLMF, 22.19.E2](#). Here, $k = \sin \frac{\theta_0}{2}$. $\text{sn}(z, k)$ is one of the Jacobi elliptic functions; and K is the complete elliptical integral of the first kind, which in this context is a quarter of the period of the pendulum. However, the time dependent can be shifted from the quarter period K back to zero by using the relation

$$\text{sn}(z + K, k) = \text{cd}(z, k) \quad (\text{S10})$$

see [DLMF, 22.4.T3](#). $\text{cd}(z, k)$ is another Jacobi elliptic function. Therefore, the solution takes the form

$$\theta(\tau) = 2 \arcsin[k \text{cd}(\tau, k)] \quad (\text{S11})$$

To avoid the $\arcsin[\cdot \cdot \cdot]$ dependent above and steering toward a simpler Fourier form, the following integral property is used.

$$\int \text{sd}(x, k) dx = -\frac{1}{kk'} \arcsin[k \text{cd}(x, k)] \quad (\text{S12})$$

see [DLMF, 22.14.E5](#). Note that the minus sign is taken out of $\arcsin[\cdot \cdot \cdot]$ function, as compared to the reference. $\text{sd}(z, k)$ is one of the Jacobi elliptic function. Therefore, the solution can now be written as

$$\theta(\tau) = -2kk' \int \text{sd}(\tau, k) d\tau \quad (\text{S13})$$

A Fourier expansion of $\text{sd}(z, k)$ is also available. It reads

$$\text{sd}(z, k) = \frac{2\pi}{Kkk'} \sum_{n=0}^{\infty} \frac{(-1)^n q^{n+\frac{1}{2}} \sin((2n+1)\zeta)}{1+q^{2n+1}} \quad (\text{S14})$$

see [DLMF, 22.11.E5](#). The auxiliary variables defined in the reference are:

$k' = \sqrt{1-k^2}$, $q = e^{-\pi K(k')/K(k)}$, $\zeta = \frac{\pi z}{2K(k)}$. Before going any further, it is convenient to adjust the form of the summation index n . Note that $(2n+1)$ is always an odd integer, so we define an odd integer $m = (2n+1)$. The above Fourier expansion becomes

$$\text{sd}(\tau, k) = \frac{2\pi}{Kkk'} \sum_{m \text{ odd}} \frac{(-1)^{\frac{m-1}{2}} q^{\frac{m}{2}} \sin(\frac{m\pi}{2K}\tau)}{1+q^m} = \frac{2\pi}{Kkk'} \sum_{m \text{ odd}} \frac{(-1)^{\frac{m-1}{2}} \sin(\frac{m\pi}{2K}\tau)}{2 \cosh(\kappa m\pi/2)} \quad (\text{S15})$$

Here, we define $\kappa \equiv \frac{T(\pi-\theta_0)}{T(\theta_0)}$. Substitute $\text{sd}(\tau, k)$ above into the integral in Eq. (S13). The solution becomes

$$\theta(\tau) = -\frac{2\pi}{K} \sum_{m \text{ odd}} \frac{(-1)^{\frac{m-1}{2}}}{\cosh(\kappa m\pi/2)} \int \sin(\frac{m\pi}{2K}\tau) d\tau \quad (\text{S16})$$

Here, the integration is pushed through the summation to meet the time dependent $\sin(\frac{m\pi}{2K}\tau)$. The integration can easily be performed, yielding

$$\theta(\tau) = \sum_{m \text{ odd}} \frac{(-1)^{\frac{m-1}{2}}}{m} \frac{4}{\cosh(\kappa m\pi/2)} \cos(\frac{m\pi}{2K}\tau) \quad (\text{S17})$$

However, $4K$ can be interpreted as the period in the scaled time τ . Therefore,

$$\cos(\frac{m\pi}{2K}\tau) = \cos(\frac{2m\pi}{4K}\tau) \quad (\text{S18})$$

Notice the ratio of the scaled time τ to its period $4K$. Upon converting from the scaled time to the physical time $\tau \rightarrow \sqrt{\frac{g}{L}}t$, so is the period $4K \rightarrow \sqrt{\frac{g}{L}}T$. Hence, the factor $\sqrt{\frac{g}{L}}$ is eliminated inside the cosine functions.

Renaming the index $m \rightarrow n$, the final Fourier form as described in the paper is derived.

$$\boxed{\theta(\tau) = \sum_{n \text{ odd}} a_n \cos(\frac{2n\pi}{T}t)} \quad (\text{S19})$$

where the Fourier coefficients (only for n odd) are

$$a_n = \frac{(-1)^{\frac{n-1}{2}}}{n} \frac{4}{\cosh(\kappa n\pi/2)}, \quad \kappa \equiv \frac{T(\pi-\theta_0)}{T(\theta_0)} \quad (\text{S20})$$

References

Ganley, W. P. (1985). Simple pendulum approximation. *American Journal of Physics*, 53(1), 73–76.
<https://doi.org/10.1119/1.13970>

Lima, F. M. S. (2008). Simple 'log formulae' for pendulum motion valid for any amplitude. *European Journal of Physics*, 29(5), 1091–1098. <https://doi.org/10.1088/0143-0807/29/5/021>

[DLMF] NIST Digital Library of Mathematical Functions. <https://dlmf.nist.gov/>, Release 1.2.4 of 2025-03-15. F. W. J. Olver, A. B. Olde Daalhuis, D. W. Lozier, B. I. Schneider, R. F. Boisvert, C. W. Clark, B. R. Miller, B. V. Saunders, H. S. Cohl, and M. A. McClain, eds.

In []:

