

IsaBIL: A Framework for Verifying (In)correctness of Binaries in Isabelle/HOL (Extended Version)

MATT GRIFFIN, University of Surrey, UK

BRIJESH DONGOL, University of Surrey, UK

AZALEA RAAD, Imperial College London, UK

This paper presents IsaBIL, a binary analysis framework in Isabelle/HOL that is based on the widely used Binary Analysis Platform (BAP). Specifically, in IsaBIL, we formalise BAP’s intermediate language, called BIL and integrate it with Hoare logic (to enable proofs of *correctness*) as well as incorrectness logic (to enable proofs of *incorrectness*). IsaBIL inherits the full flexibility of BAP, allowing us to verify binaries for a wide range of languages (C, C++, Rust), toolchains (LLVM, Ghidra) and target architectures (x86, RISC-V), and can also be used when the source code for a binary is unavailable.

To make verification tractable, we develop a number of big-step rules that combine BIL’s existing small-step rules at different levels of abstraction to support reuse. We develop high-level reasoning rules for RISC-V instructions (our main target architecture) to further optimise verification. Additionally, we develop Isabelle proof tactics that exploit common patterns in C binaries for RISC-V to discharge large numbers of proof goals (often in the 100s) automatically. IsaBIL includes an Isabelle/ML based parser for BIL programs, allowing one to *automatically* generate the associated Isabelle/HOL program locale from a BAP output. Taken together, IsaBIL provides a highly flexible proof environment for program binaries. As examples, we prove correctness of key examples from the Joint Strike Fighter coding standards and the MITRE database.

1 INTRODUCTION

Analysing binary code is highly challenging and is essential for decompilation and verification when one does not have access to the source code (e.g., proprietary code). It is also a key tool for finding security vulnerabilities and exploits and is often the only way to (dis)prove properties about programs [Shoshitaishvili et al. 2016]. Many tools for binary analysis such as angr [Wang and Shoshitaishvili 2017], LIEF [Thomas 2017] and Manticore [Mossberg et al. 2019] lift machine code to higher-level, human-readable representations. These tools have been developed for different goals covering different languages (Rust, C++), hardware architectures (e.g., x86, RISC-V), types of binaries (ELF, smart contracts) and security analysis (malware analysis, reverse engineering).

The *Binary Analysis Platform* (BAP) [Brumley et al. 2011] provides a generic approach to binary analysis. BAP natively supports several languages (C, Python and Rust) and hardware architectures (x86, Arm, RISC-V, MIPS) and additionally can be integrated with toolchains such as LLVM and Ghidra to analyse programs on less common architectures such as Atmel AVR [Atmel 2016]. BAP is well-supported and widely used with an active user community. The platform can analyse binaries derived from a particular source language such as C/C++ and Rust, as well as closed-source functions. BAP provides a disassembler that lifts binaries into a unified intermediate language called *BIL* (*Binary Instruction Language*), thus enabling architecture-agnostic analysis. While BAP also provides a set of static analysis tools, they do not provide mechanisms for formal verification, e.g., logics for (dis)proving correctness of programs. Recent works have covered subsets of BAP (called AIR) in UCLID5 [Cheang et al. 2019] and use an extended semantics to enable reasoning about an information flow hyper-property known as *trace-property observational determinism* [Cheang et al. 2019].

We present IsaBIL, a verification framework for low-level binaries encoded using the Isabelle/HOL theorem prover. IsaBIL provides a *deep embedding* of BIL programs into Isabelle/HOL, providing a

direct interface between BAP and Isabelle/HOL without using any additional tools. We leverage the fact that BAP can generate BIL programs as abstract data types, providing a convenient hook for ISABIL’s ML-based parser.¹ Since BAP can lift binaries into BIL both with and without the source code being available, so can ISABIL. Moreover, ISABIL allows the generated BIL program to be connected to *any* operational semantics. We build on the semantics described by [Brumley et al. 2011] (see §3) to enable bit-precise analysis. Our approach generates an Isabelle *locale* [Kammüller et al. 1999], which provides an extensible interface that can be instantiated to different scenarios (see Fig. 2). We demonstrate this by both proving (using Hoare logic [Hoare 1969]) and disproving (using Incorrectness logic [O’Hearn 2019]) properties for a number of key examples (see Table 1).

Scalability. Our approach is *compositional* in that we can analyse and (dis)prove properties about a *code fragment*, say a function f , *in isolation* and then *reuse* these properties (without reproving them) in bigger contexts where f is used. To show this, we use our technique to detect (using incorrectness logic) a *double-free vulnerability* in the cURL library (used primarily for transferring data over the internet). As we demonstrate in §7, although this vulnerability is “hidden” in an internal function (not exposed in a header file) and is not visible to client applications, it is accessible by a call chain (comprising four separate functions) that can be triggered from an external function, i.e. it is accessible from within a client application and thus this vulnerability can be easily exploited. Indeed, this vulnerability has been previously documented as [CVE-2016-8619](#).

Test	Size (LoC)			
	C	RISC-V	BIL	Isabelle
AV Rule 17	13	34	80	94
AV Rule 19	10	16	36	64
AV Rule 20	18	52	118	393
AV Rule 21	16	45	105	210
AV Rule 23	11	35	81	90
AV Rule 24	15	40	107	74
AV Rule 25	24	99	233	578
DF (good)	27	19	44	366
DF (bad)	27	19	43	171
read_data (bad)	74	131	296	474
sec_recv (bad)	38	122	272	752
Total	273	612	1415	3266

Table 1. Our ISABIL examples and their sizes

Contributions. Our main contributions are as follows. (1) We develop ISABIL, a flexible, semi-automated tool for verifying binaries (lifted to BIL) within the Isabelle/HOL theorem prover. Our mechanisation is complete with respect to the BIL language and semantics. During the mechanisation, we uncovered and fixed several inconsistencies in the official BAP documentation (see §3). (2) We developed ISABIL as a highly flexible and extensible system (see Fig. 2) using Isabelle *locales* [Ballarín 2003; Kammüller et al. 1999]. We incorporate logics for (in)correctness, thus obtain methods for both proving and disproving properties. To the best of our knowledge, this is the first application of Incorrectness logic [O’Hearn 2019] in the analysis of low-level binaries. (3) We extend ISABIL with a number of automation techniques, including reusable high-level big-step theorems, proof tactics that automatically discharge large numbers of proof goals, and architecture-specific proof optimisations. We also include a native parser for BIL_{ADT} programs, written in Isabelle/ML, to *automatically* transpile BAP outputs to an Isabelle/HOL locale suitable for verification. (4) We apply our methods to a number of examples (see Table 1), including key tests from the Joint Strike Fighter (JSF) C++ Coding Standards [Lockheed Martin 2005]. (5) We show the scalability of ISABIL by detecting a double-free vulnerability in a large example (253 assembly LoC) in the cURL library.

Supplementary material. We have mechanised the proofs of all theorems stated in this paper in Isabelle/HOL (see [Griffin et al. 2025]).

¹Note that this is a significant advancement over the encoding by Griffin and Dongol [2021], which used an external Python tool to translate BAP outputs to Isabelle/HOL.

```

1 void bad() {
2   int *p = malloc(42);
3   if (MyTrue) {
4     free(p);
5     // ...
6   }
7   free(p);
8 }

```

Listing 1. Double Free (Bad)

```

1 void good() {
2   int *p = malloc(42);
3   if (MyTrue) {
4     free(p);
5     return;
6   }
7   free(p);
8 }

```

Listing 2. Double Free (Good)

```

1 sub bad(bad_result)
2
3 X10 := 0x2A
4 call @malloc with return 5
5 mem := mem with [X8 - 0x18, e1]:u64 <- X10
6 X15 := mem[X3 - 0x7C8, e1]:u32
7 when (X15 = 0) goto 13
8 goto 10
9
10 X10 := mem[X8 - 0x18, e1]:u64
11 call @free with return 13
12
13 X10 := mem[X8 - 0x18, e1]:u64
14 call @free with return 16
15
16 call X1 with noreturn

```

Listing 3. Pretty printed BIL (aka BIR) of Listing 1

```

1 sub good(good_result)
2
3 X10 := 0x2A
4 call @malloc with return 5
5 mem := mem with [X8 - 0x18, e1]:u64 <- X10
6 X15 := mem[X3 - 0x7C8, e1]:u32
7 when (X15 = 0) goto 13
8 goto 10
9
10 X10 := mem[X8 - 0x18, e1]:u64
11 call @free with return 16
12
13 X10 := mem[X8 - 0x18, e1]:u64
14 call @free with return 16
15
16 call X1 with noreturn

```

Listing 4. Pretty printed BIL (aka BIR) of Listing 2

2 MOTIVATION AND WORKFLOW

In this section, we motivate our work and provide an overview of our overall approach using two running examples. We give the C program and their equivalent BIL in §2.1. We present our workflow and an overview of the Isabelle/HOL mechanisation in §2.2.

2.1 Two C programs and their BIL representations

We motivate our analysis using two variations of a double-free vulnerability (listed as CWE-415 in the MITRE database²). A double-free error occurs when a program calls `free` twice with the same argument. This may cause two later calls to `malloc` to return the same pointer, potentially giving an attacker control over the data written to memory.

The occurrence of the double-free vulnerability is straightforward to see in Listing 1, but of course, in a real program, the vulnerability may be much more difficult to identify. Listing 2 presents an alternative program that contains two occurrences of `free(p)` with no intervening `malloc`. However, Listing 2 does not contain a double-free vulnerability since the true branch returns from the method call before the second `free(p)` is executed.

The focus of our work is to analyse such programs *without* relying on any high-level language semantics. Instead, we aim to develop a technique for reasoning about programs (e.g., those in Listings 1 and 2) at a lower level of abstraction by first compiling the programs then, lifting the resulting binaries to an intermediate representation (BIL). Although such analysis contains more detail, the analysis reflects the behaviour of the *actual* executable, thus is more accurate (e.g., does not require any additional compiler correctness assumptions).

²<https://cwe.mitre.org/data/definitions/415.html>

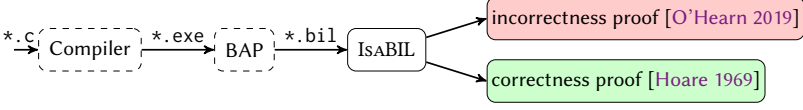


Fig. 1. Translation of C source programs to an Isabelle/HOL proof

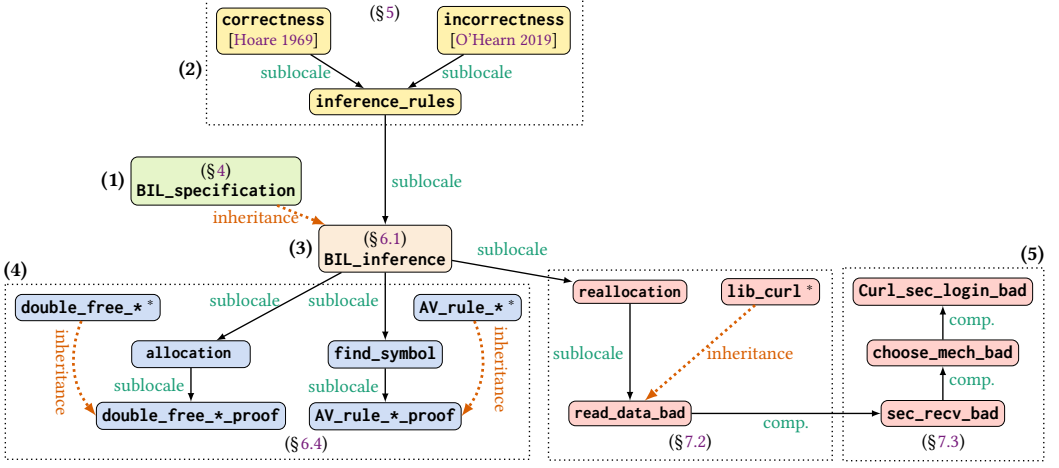


Fig. 2. Structure of IsABIL locales: theories indicated by * are auto-generated from a given *.bil file following the translation in Fig. 1.

2.2 Workflow and Mechanisation

Our overall workflow is given in Fig. 1, where the dashed steps represent existing work. The first step to proving properties about our example program is to use BAP to generate a BIL representation of a binary executable (see Fig. 1). For our example program in Listings 1 and 2, the BIL equivalent (expressed in BIR format) are given in Listings 3 and 4, respectively. BIR (Binary Intermediate Representation) is a structured refinement of BIL that significantly enhances human readability by presenting sequences of BIL as a single instruction. Take for example the BIR instruction `call @free with return 18` on line 16 in Listings 3 and 4. This represents two BIL statements, a jump to the address of the symbol “free”, and the assignment of the return value 18 to the return pointer. Note that IsABIL takes as input BAP’s *abstract data type* format (see §4), which we refer to as BIL_{ADT} , as opposed to the human-readable forms shown in Listings 3 and 4. This makes the BIL instructions simpler to parse when generating the corresponding Isabelle/HOL object (discussed in more detail below).

Extensions to Isabelle/HOL’s logic [Bauereiß et al. 2017; Edmonds and Paulson 2024; Gomes et al. 2017; Kammüller and Kerber 2016] often make use of Isabelle/HOL’s *locale* system [Ballarin 2003; Kammüller et al. 1999], which provides convenient modules for building parametric theories. Locales are aimed at supporting the use of local assumptions and definitions for collections of similar theories, defined in terms of fixed variables and definitions. We refer to the fixed variables as parameters which must satisfy the local assumptions. For a locale \mathcal{L} , we give its definition as $\mathcal{L} = (p_1, p_2, \dots)$ where p_1, p_2 are the parameters of the locale. Each parameter may be any type derived from a set or a relation. From these variables, assumptions and definitions we can derive general theorems within the context of a locale. These theorems can be exported to the current proof context by *instantiation*, in which we provide values to one or all of the parameters and verify the fixed assumptions of these parameters. This effectively gives us the general theorems

contained within each locale for free for a specific instantiation. Locales can be extended through *inheritance* or *interpretation*, enabling reusability and specialisation by introducing and refining a locale’s parameters. Inheritance operates hierarchically, directly propagating the context of a parent locale to a child locale. This transfer includes general theorems, assumptions, definitions and fixed variables. Interpretation is compositional, associating a locale or definition with another locale. During interpretation, the assumptions of the parent locale must be satisfied as part of the mapping process. A locale that interprets another locale is referred to as a sublocale, denoted $\mathcal{L} \subseteq \mathcal{L}'$, where locale \mathcal{L}' is the parent of \mathcal{L} . For IsaBIL, they provide a uniform system for representing both the program, and the underlying reasoning framework.

The overall structure of the IsaBIL development is given in Fig. 2, and comprises four main parts (which highlight our four main contributions). Overall, we have: (1) a locale (see §4), representing a complete formalisation of the BIL specification from §3, (2) a set of locales (see §5) that encode Hoare Logic (to verify correctness) and Incorrectness Logic (as developed by O’Hearn), (3) a locale (see §6.1) that combines formalisation of the BIL specification with (in)correctness logics, (4) a set of locales (see §6.4) that apply the resulting verification framework to prove correctness of a number of examples from the literature and (5) a set of locales (see §7.2 and 7.3) that demonstrate scalability of the approach. In particular, §7.2 demonstrates the use of subroutines to enable one to focus on key functions of interest, even when starting with large BIL files (> 100k LoC). Then §7.3 describes how verified subroutines can be used as subcomponents to prove (in)correctness of a larger system.

Our framework is highly flexible and extensible. For instance, the **BIL_inference** locale combines the **BIL_specification** and **inference_rules** locales. In case one wishes to change the specification (for a different operational semantics), or use a different set of inference rules (to perform a type of analysis), one can simply change the specification and/or inference rule locales. Similarly, a locale can be extended with additional semantic features: our proofs extend the **BIL_inference** locale with an **allocation** locale (that models memory allocation) and a **find_symbol** locale (that tracks a symbol table) to enable reasoning about different program features.

Each of these contributions contains several innovations. Our encoding of BIL (§4) is the *first* full mechanisation of BIL in Isabelle/HOL. This mechanisation is a standalone contribution and can be used by others outside of our reasoning framework. Our encoding uncovers some inconsistencies in the official specification, which are addressed by the mechanisation (see §3). Moreover, given that BIL is an intermediate language for many different architectures, future versions could be further optimised to a particular architecture. As an example, we present optimisations for RISC-V (see §6.2.3), which is the architecture that we focus on.

To maximise flexibility, we provide an encoding of the inference rules parameterised by an operational semantics, i.e., an *instance* of the correctness and incorrectness rules can be generated for *any* operational semantics. This instance automatically inherits all of the rules of Hoare and Incorrectness logic that we prove generically in the **correctness** and **incorrectness** locales (§5).

The BIL semantics from §4 and the inference rules from §5 are combined to form a new locale, **BIL_inference**, which provides facilities to verify BIL programs. Then, as discussed above, to verify particular types of examples, we extend the locales with models of allocation and symbols to verify particular sets of examples. These proofs represent the *first* proofs of both correctness and incorrectness for BIL programs in Isabelle/HOL. As we shall see in §3, the BIL semantics is highly detailed, with the reductions related to even single load command potentially splitting into a large number of *small-step* transitions. This has the potential to increase the verification complexity making the proofs of even small programs intractable. To address this, we use BIL’s big-step semantics (§6.1) and introduce a number of high-level lemmas that allow one to discharge such proofs generically. These lemmas are reusable across all of the examples that we verify.

Statements, where str denotes a string (of type *string*) and $i \in \mathbb{Z}$

$stmt \ni s ::= var := e \mid \mathbf{jmp} \ e \mid \mathbf{cpuexn}(i) \mid \mathbf{special}(str) \mid \mathbf{while} \ (e) \ seq \mid \mathbf{if} \ (e) \ seq \mid \mathbf{if} \ (e) \ seq_1 \ \mathbf{else} \ seq_2$
 $bil \ni seq ::= stmt^*$

Expressions, where id denotes a variable name literal (of type *string*)

$exp \ni e ::= v \mid var \mid e_1[e_2, ed] : sz \mid e_1 \ \mathbf{with} \ [e_2, ed] : sz \leftarrow e_3 \mid e_1 \ bop \ e_2 \mid uop \ e$
 $\mid cast : sz[e] \mid \mathbf{let} \ var = e_1 \ \mathbf{in} \ e_2 \mid \mathbf{ite} \ e_1 \ e_2 \ e_3 \mid e_1 @ e_2 \mid \mathbf{extract} : sz_1 : sz_2[e]$
 $bop ::= aop \mid lop \quad var ::= id : type \quad endian \ni ed ::= \mathbf{el} \mid \mathbf{be} \quad cast ::= \mathbf{low} \mid \mathbf{high} \mid \mathbf{signed} \mid \mathbf{unsigned}$

Types and Values, where $sz, nat \in \mathbb{N}$

$type \ni t ::= \mathbf{imm}\langle sz \rangle \mid \mathbf{mem}\langle sz_{addr}, sz_{val} \rangle \quad word \ni w ::= nat :: sz$
 $value \ni v ::= w \mid v[w \leftarrow v', sz_{val}] \mid \mathbf{unknown}[str] : t$

Fig. 3. BIL syntax and types

Our proofs cover key examples from the JSF coding standards [Lockheed Martin 2005] and the CWE database². This task is greatly simplified using ISABIL’s parser, written in Isabelle/ML [Urban 2019], that *automatically generates* a locale corresponding to a BIL program written in BIL_{ADT} format. Note that Isabelle isolates Isabelle/ML programming, and hence our parser cannot interfere with soundness of Isabelle’s core logic engine. The generated locale is then combined with **BIL_inference** to provide a context in which (in)correctness proofs can be carried out.

3 BIL SYNTAX AND SEMANTICS

Before proceeding with the presentation of our proofs, it is essential to acquire a basic understanding of BIL. This section serves as a succinct introduction to BIL, emphasizing its type system, memory model and operational semantics. We encourage interested readers to explore the BIL manual [Brumley et al. 2011] (see §I).

3.1 Syntax

The basic syntax of BIL programs is given in Fig. 3.

Statements. A BIL statement may assign an expression e to a variable var , transfer control to a given address e , interrupt the CPU with a given interrupt num , be an instruction with unknown semantics, a while loop, or an if-then-else conditional (with an optional else clause). Note that each BIL statement (including a compound statement) corresponds to a single machine instruction, thus side effects such as setting a status register must be captured in the statement definition (see §3.4).

Expressions. Memory loads and stores are represented at the expression level as $e_1[e_2, ed] : sz$ for loads, and $e_1 \ \mathbf{with} \ [e_2, ed] : sz \leftarrow e_3$ for stores. In these expressions, the evaluation of e_1 represents the target storage being accessed, while the evaluation of e_2 specifies the address. Since a memory operation can span multiple addresses, both the endianness (ed) and the size (sz) of the operation are provided. For stores, the evaluated value of e_3 is written to memory at the given address. Binary operations now differentiate arithmetic (aop) and logical (lop) operations. Expressions in BIL also include casts, let bindings, if-then-else expressions, concatenations and extractions. The extraction operation, denoted as $\mathbf{extract} : sz_1 : sz_2[e]$, first evaluates the expression e to a word w and then extracts a slice from w using BIL’s existing extraction mechanism. Specifically, $\mathbf{ext} \ w \sim \mathbf{hi} : sz_1 \sim \mathbf{lo} : sz_2$ represents the bits of w from bit sz_1 to bit sz_2 . Thus, for example, $\mathbf{ext} \ 01001011 \sim \mathbf{hi} : 5 \sim \mathbf{lo} : 2$ is 0010. Expressions are side-effect free and are evaluated wrt a state $\Delta : var \rightarrow val$ mapping variables to values.

Types and Values. The highly expressible nature of BIL is due to its type system, which defines two distinct types for its values, the irreducible subset of a BIL expression. These types are $\mathbf{imm}\langle sz \rangle$

(describing an *immediate type* of size sz) and $\mathbf{mem}\langle sz_{addr}, sz_{val} \rangle$ (describing a *storage type* with address size sz_{addr} and value size sz_{val}). A value can be bound to one of the three possibilities. (1) A machine word (w). (2) An abstract storage ($v[w \leftarrow v', sz_{val}]$), which allows us to define a memory as a chain of mappings, where $[w \leftarrow v', sz_{val}]$ defines a single mapping from an address (w) to a value (v') of size sz_{val} . Here, v could either be the root of the chain (in which case it is $\mathbf{unknown}[str] : t$) or another storage. Technically, v could also be a word, but we disallow this by introducing a typing context (see below). Similarly, v' could be a storage according to the grammar, but this possibility is also eliminated by the typing context. When v or v' is an unknown value, we require that type of v is \mathbf{mem} and the type of v' is \mathbf{imm} . (3) An “unknown” value ($\mathbf{unknown}[str] : t$), which is obtained from the evaluation of a BIL expression holding some string information str of some type t . The type of a value can be obtained using the function \mathbf{type} , which is define as follows:

$$\begin{aligned} \mathbf{type}(\mathbf{nat} :: sz) &= \mathbf{imm}\langle sz \rangle \\ \mathbf{type}(v[(\mathbf{nat} :: sz_{addr}) \leftarrow v', sz_{val}]) &= \mathbf{mem}\langle sz_{addr}, sz_{val} \rangle \\ \mathbf{type}(\mathbf{unknown}[str] : t) &= t \end{aligned}$$

In §H we show the lifted BIL equivalent of a RISC-V program using the syntax presented in this section.

3.2 Typing Rules and Typing Context

BIL’s type system facilitates the need for typing rules to ensure type correctness. At the lowest level, the rules ensure that types are correctly defined with the predicate t is ok. The type of variables must be tracked during symbolic execution to ensure that they do not change and only values of the correct type can be assigned. This is achieved via a *typing context*, defined as $\Gamma ::= \text{var}^*$, where type correctness of Γ is expressed by overloading the predicate Γ is ok. The rules for t is ok and Γ is ok are given below:

$$\begin{array}{c} \text{(TWF_IMM)} \\ \frac{sz > 0}{\mathbf{imm}\langle sz \rangle \text{ is ok}} \end{array} \quad \begin{array}{c} \text{(TWF_MEM)} \\ \frac{sz_{addr} > 0 \quad sz_{val} > 0}{\mathbf{mem}\langle sz_{addr}, sz_{val} \rangle \text{ is ok}} \end{array} \quad \begin{array}{c} \text{(TG_NIL)} \\ \frac{}{[] \text{ is ok}} \end{array} \quad \begin{array}{c} \text{(TG_CONS)} \\ \frac{str \notin \text{dom}(\Gamma) \quad t \text{ is ok} \quad \Gamma \text{ is ok}}{(str : t) \# \Gamma \text{ is ok}} \end{array}$$

These are extended to expressions, then to the level of statements (see [Brumley et al. 2011] for details). As part of our formalisation, we discover a missing typing rule for empty sequences, which would otherwise be needed to ensure the sequencing rules are type correct.³

3.3 Expression Semantics

Expression evaluation requires the repeated application of small-step semantics rules until the expression is reduced to a value. An expression step in BIL is formally expressed with the $\Delta \vdash e \rightsquigarrow e'$, where multiple steps can be reduced using the reflexive transitive closure $\Delta \vdash e \rightsquigarrow^* e'$. Recall that loads and stores occur at the expression level, and are sensitive to endian orderings. We provide the load rules here, and refer the interested reader to the BIL manual [Brumley et al. 2011] for further details.

A store instruction (semantics not shown) targets a single unit of addressable memory, typically 8-bits in size. When a storage operation exceeds this size, it is converted into a sequence of 8-bit stores, organised in big-endian order. The reduction rules for load operations is given in Fig. 4. First, all sub-expressions of a memory object are reduced to values using the rules `LOAD_STEP_ADDR` and `LOAD_STEP_MEM`. Then, the resulting object is recursively deconstructed using the `LOAD_WORD_EL` and `LOAD_WORD_BE` rules, depending on the endian. This process continues until one of `LOAD_BYTE`, `LOAD_UN_MEM` or `LOAD_UN_ADDR` is used. `LOAD_BYTE` reduces the expression to the value, v' ,

³We have created a Git pull request in the BAP repositories for this issue.

$$\begin{array}{c}
\text{(VAR_IN)} \\
\frac{(var, v) \in \Delta}{\Delta \vdash var \rightsquigarrow v} \\
\\
\text{(LOAD_STEP_ADDR)} \\
\frac{\Delta \vdash e_2 \rightsquigarrow e'_2}{\Delta \vdash e_1[e_2, ed] : sz \rightsquigarrow e_1[e'_2, ed] : sz} \\
\\
\text{(LOAD_STEP_MEM)} \\
\frac{\Delta \vdash e_1 \rightsquigarrow e'_1}{\Delta \vdash e_1[v_2, ed] : sz \rightsquigarrow e'_1[v_2, ed] : sz} \\
\\
\text{(LOAD_BYTE)} \\
\frac{}{\Delta \vdash v[w \leftarrow v', sz][w, ed] : sz \rightsquigarrow v'} \\
\\
\text{(LOAD_UN_MEM)} \\
\frac{}{\Delta \vdash (\text{unknown}[str] : t)[v, ed] : sz \rightsquigarrow \text{unknown}[str] : \text{imm}(sz)} \\
\\
\text{(LOAD_WORD_BE)} \\
\frac{\begin{array}{l} sz > sz_{mem} \quad \text{succ}(w) = w' \\ \text{type}(v) = \text{mem}(sz_{addr}, sz_{mem}) \end{array}}{\Delta \vdash v[w, \text{be}] : sz \rightsquigarrow v[w, \text{be}] : sz_{mem} @ v[w', \text{be}] : (sz - sz_{mem})} \\
\\
\text{(LOAD_BYTE_FROM_NEXT)} \\
\frac{w_1 \neq w_2}{\Delta \vdash v[w_1 \leftarrow v', sz][w_2, ed] : sz \rightsquigarrow v[w_2, ed] : sz} \\
\\
\text{(LOAD_UN_ADDR)} \\
\frac{}{\Delta \vdash v[w_1 \leftarrow v', sz'][\text{unknown}[str] : t, ed] : sz \rightsquigarrow \text{unknown}[str] : \text{imm}(sz)} \\
\\
\text{(LOAD_WORD_EL)} \\
\frac{\begin{array}{l} sz > sz_{mem} \quad \text{succ}(w) = w' \\ \text{type}(v) = \text{mem}(sz_{addr}, sz_{mem}) \end{array}}{\Delta \vdash v[w, \text{el}] : sz \rightsquigarrow v[w', \text{el}] : (sz - sz_{mem}) @ v[w, \text{el}] : sz_{mem}}
\end{array}$$

Fig. 4. Reduction rules for Load

when the memory object is a storage of an immediate (known) value, w . `LOAD_UN_MEM` and `LOAD_UN_ADDR` both reduce the expression to an unknown value when the memory or address being loaded is unknown, respectively.

EXAMPLE 3.1. Consider the instruction, `X10 := mem[X8-0x18, e1]:u64`, from line 12 in Listing 3, which performs a little-endian load of a 64-bit word from address `X8-0x18` in the variable `mem`. We first reduce the address expression, `X8-0x18`, to a value using `LOAD_STEP_ADDR`, next we apply `LOAD_STEP_MEM` to read the value stored in `mem`. Next, we look up the value of `mem` in Δ in `VAR_IN`, which reduces `mem` to the corresponding storage. Next, we apply `LOAD_WORD_EL` to break down the 64-bit load into 8 separate loads in little-endian format. Each of the 8 byte-sized loads are individually read from memory using `LOAD_BYTE` and `LOAD_BYTE_FROM_NEXT`. Finally, we apply BIL's concatenation rule (not shown) to join each byte into a single 64-bit word.

IsaBIL Extensions. The previous sections present a summary of BIL's semantics from the BIL manual [Brumley et al. 2011] with some minor corrections. In this section, we present extensions to BIL's big-step expression evaluation semantics. The reduction of expressions, e.g., in load and store instructions, results in a significant proof burden. To make verification tractable, IsaBIL defines additional big-step expression evaluation rules which are derived from a combination of BIL's existing small-step and big-step expression semantics. For example, the load expression in Example 3.1 requires the repeated application of over 150 small-step rules. Splitting the 64-bit read into individual reads in Example 3.1 (from `LOAD_WORD_EL` onwards) and the concatenation of the result can be combined into a single big-step rule. We first provide some syntactic sugar for a storage whose size is a multiple of 8.

The definition uses the function $\text{succ}(w)$, which retrieves the successor of the word w such that $\text{succ}(w) ::= w + 1$. Furthermore, we use $\text{storage}_{en}(v, w, v', N)$ to refer to a contiguous storage of

the value v' of size $N \in \{8i \mid i \in \mathbb{N}\}$ (i.e., N is a multiple of 8) at address w on the storage v :

$$\text{storage}_{\text{el}}(v, w, v', N) \doteq \begin{cases} \text{storage}_{\text{el}} \left(v[w \leftarrow \text{ext } v' \sim \text{hi} : 7 \sim \text{lo} : 0, 8], \right. \\ \left. \text{succ}(w), \text{ext } v' \sim \text{hi} : N-1 \sim \text{lo} : 8, N-8 \right) & \text{if } N > 8 \\ v[w \leftarrow v', 8] & \text{otherwise} \end{cases}$$

$$\text{storage}_{\text{be}}(v, w, v', N) \doteq \begin{cases} \text{storage}_{\text{be}} \left(v[w \leftarrow \text{ext } v' \sim \text{hi} : N-1 \sim \text{lo} : N-8, 8], \right. \\ \left. \text{succ}(w), \text{ext } v' \sim \text{hi} : N-9 \sim \text{lo} : 0, N-8 \right) & \text{if } N > 8 \\ v[w \leftarrow v', 8] & \text{otherwise} \end{cases}$$

For example, suppose B_1 and B_2 are two 8-bit words. We have:

$$\begin{aligned} \text{storage}_{\text{el}}(v, w, B_1 B_2, 16) &= v[w \leftarrow B_2, 8][\text{succ}(w) \leftarrow B_1, 8] \\ \text{storage}_{\text{be}}(v, w, B_1 B_2, 16) &= v[w \leftarrow B_1, 8][\text{succ}(w) \leftarrow B_2, 8] \end{aligned}$$

We give a subset of these rules for little endian 64-bit load and store operations below.

$$\frac{(\text{REFL_LOAD_EL_WORD64})}{\Delta \vdash \text{storage}_{\text{el}}(v, w_2, w_1, 64) [w_2, 64] : \text{el} \rightsquigarrow^* w_1} \quad \frac{(\text{REFL_STORE_EL_WORD64})}{\Delta \vdash v \text{ with } [w_2, \text{el}] : 64 \leftarrow w_1 \rightsquigarrow^* \text{storage}_{\text{el}}(v, w_2, w_1, 64)}$$

EXAMPLE 3.2. Consider the load from Example 3.1. The first few steps proceed as before. However, instead of applying `LOAD_WORD_EL`, we can directly apply `REFL_LOAD_EL_WORD64` to obtain the corresponding value $\Delta \vdash (\text{storage}_{\text{el}}(v, w, v', 64))[w, \text{el}] : u64 \rightsquigarrow^* v'$.

All big-step rules from this section, such as `REFL_LOAD_EL_WORD64` have been verified in Isabelle wrt to the small step semantics.

3.4 Statement semantics

In this section, we describe the operational semantics for evaluating statements. We also provide a correction to the sequencing rule from the manual [BAP 2019]. Although each statement induces local control flow, in BIL, they are assumed to execute to completion in a single step.

The semantics of a statement is defined by $(\Delta, pc) \vdash \text{seq} \rightsquigarrow (\Delta', pc')$, which executes the *bil* statement *seq* from the variable store Δ to generate a new variable store Δ' and program counter pc' . The `MOVE` statement (see below) modifies Δ by generating a new variable binding, and `JMP` (not shown) affects program counter.

Example rules for `MOVE` (aka assignment) and `IF_TRUE` (for branching on a true guard are given below). In the move rule, the given expression e is evaluated to a value using the big-step semantics, and the value for the given variable var is updated in the variable state. In the `IF_TRUE` rule, the guard is evaluated (to *true*) then the statement seq_1 is executed. The sequencing rules describe execution of a list of statements to completion. The sequencing rules in manual [BAP 2019] do not provide a means to reduce multiple statements in a single transition⁴.

$$\frac{(\text{MOVE}) \quad \Delta \vdash e \rightsquigarrow^* v}{(\Delta, pc) \vdash \text{var} := e \rightsquigarrow (\Delta(\text{var} \mapsto v), pc)} \quad \frac{(\text{IF_TRUE}) \quad \Delta \vdash e \rightsquigarrow^* \text{true} \quad (\Delta, pc) \vdash \text{seq}_1 \rightsquigarrow (\Delta', pc')}{(\Delta, pc) \vdash \text{if } (e) \text{ seq}_1 \text{ else seq}_2 \rightsquigarrow (\Delta', pc')}$$

$$\frac{(\text{SEQ_REC}) \quad (\Delta_1, pc_1) \vdash s_1 \rightsquigarrow (\Delta_2, pc_2) \quad (\Delta, pc_2) \vdash s_2 \dots s_n \rightsquigarrow (\Delta_3, pc_3)}{(\Delta_1, pc_1) \vdash s_1 s_2 \dots s_n \rightsquigarrow (\Delta_3, pc_3)} \quad \frac{(\text{SEQ_NIL})}{(\Delta, pc) \vdash \varepsilon \rightsquigarrow (\Delta, pc)}$$

⁴We have created a Git pull request in the BAP repositories for this issue.

EXAMPLE 3.3. Consider the load expression from Example 3.1, which appears on the right-hand side of the assignment statement given below:

$$(\Delta, (12 :: 64) + (1 :: 64)) \vdash \{X10 := \text{mem}[X8-0x18, e1]:u64\} \rightsquigarrow (\Delta(X10 \mapsto v'), (13 :: 64))$$

To apply the statement semantics, we start by deconstructing it using `SEQ_REC`, which results in two sub-steps. For the first, we apply `MOVE` and the steps in Example 3.1 to reduce the expression `mem[X8-0x18, e1]:u64` to a value, v' . Since the original sequence only contained a single statement, our recursive sequence (i.e., the second premise of `SEQ_REC`) is empty, which can be trivially reduced using `SEQ_NIL`.

3.5 BIL step relation

A machine instruction in BIL is represented by a named tuple, $\text{insn} = \langle \text{addr}, \text{size}, \text{code} \rangle$ (implemented later as an Isabelle record). Here **addr**, refers to the instruction's address in memory; **size**, the size of the instruction; and **code**, the semantics of the program represented by BIL statements. Instructions operate over the BIL machine state, (Δ, pc, mem) , where Δ is the variable store, pc is the program counter and mem is a variable that denotes the memory. To decode the current instruction from a machine state, we assume an uninterpreted \mapsto function, referred to as the *decode predicate*, which maps a machine state, (Δ, pc, mem) , to the corresponding instruction, $\langle \text{addr}, \text{size}, \text{code} \rangle$. The BIL step relation $(\Delta, pc, mem) \rightsquigarrow (\Delta', pc', mem')$ defines the execution of a single BIL statement as shown below:

$$\frac{(\text{STEP_PROG}) \quad (\Delta, pc, mem) \mapsto \langle \text{addr} = pc, \text{size} = z, \text{code} = bil \rangle \quad (\Delta, pc + z) \vdash bil \rightsquigarrow (\Delta', pc')}{(\Delta, pc, mem) \rightsquigarrow (\Delta', pc', mem')}$$

EXAMPLE 3.4. Consider the move statement from Example 3.3, which resides at the program address 12 and being of one-byte size. This is expressed as the BIL machine instruction below:

$$\langle \text{addr} = 12 :: 64, \text{size} = 1 :: 64, \text{code} = \{X10 := \text{mem}[X8-0x18, e1]:u64\} \rangle$$

The instruction is obtained by decoding (\mapsto) a machine state of the form $(\Delta, 12 :: 64, mem)$ where $X8, mem \in \text{dom}(\Delta)$. By using *decode* we can structure a step proof for the machine state as follows:

$$(\Delta, 12 :: 64, mem) \rightsquigarrow (\Delta(X10 \mapsto v'), 13 :: 64, mem)$$

By applying the `STEP_PROG` rule for programs, we are left with a reduction $(\Delta, (12 :: 64) + (1 :: 64)) \vdash \{X10 := \text{mem}[X8-0x18, e1]:u64\} \rightsquigarrow (\Delta(X10 \mapsto v'), (13 :: 64))$, which we derived in Example 3.3.

4 MECHANISATION

In this section, we describe the ISABIL mechanisation, which utilises extensible *locales* to maximize reusability. In §4.1, we describe the generic **BIL_specification** locale that formalises BIL's syntax and semantics, and in §4.2 we describe the ISABIL translation tool that automatically generates locales from BIL programs.

4.1 The BIL_specification Locale

ISABIL's **BIL_specification** locale (see Fig. 2) provides a complete mechanisation of BIL's syntax and semantics⁵. We encode BIL's operational rules (§3.5) as Isabelle's built-in *inductive predicates*, which allow one to formalise the structure of the syntax from Fig. 3.

The **BIL_specification** = (\mapsto) locale provides a single parameter: the *decode predicate* (\mapsto), which will be uniquely instantiated for each binary that we wish to verify.

⁵As outlined in §3 and provided in full in §I.

We provide rules for both *introduction* (which are used to introduce compound statements such as **if-then-else** to the proof goal) as well as *elimination* (which are used to eliminate compound statements from the proof assumptions) directly within the **BIL_specification** locale. For example, introduction and elimination rules for the **STEP_PROG** rule in §3.5 which formalises a single step of the program are given below:

<pre>lemma step_progI[intro]: assumes <(Δ, pc, mem) \mapsto ($\text{addr} = pc$, $\text{size} = sz$, $\text{code} = seq$)> and <(Δ, $pc + sz$) $\vdash seq \leadsto (\Delta', pc')$> shows <($\Delta$, pc, mem) $\leadsto (\Delta', pc', mem)$> proof ...</pre>	<pre>lemma step_progE[elim]: assumes <(Δ, pc, mem) $\leadsto (\Delta', pc', mem)$> and <($\Delta$, pc, mem) \mapsto ($\text{addr} = pc$, $\text{size} = sz$, $\text{code} = seq$)> obtains <(Δ, $pc + sz$) $\vdash seq \leadsto (\Delta', pc')$> proof ...</pre>
-----------------------------------------------------------------------------------------------------------------------------------------------------------------------------------------------------------------------------------------------------------------------------------------------------------------------------------------------------------------------------------------------------------------------------------------------------------------------------	------------------------------------------------------------------------------------------------------------------------------------------------------------------------------------------------------------------------------------------------------------------------------------------------------------------------------------------------------------------------------------------------------------------------------------------------------------------------------

We prove introduction and elimination lemmas in this way for all of the rules in the official BIL specification (§1) with respect to our changes (§3). In total, the **BIL_specification** locale consists of over 500 lemmas and rules.

4.2 The Program Locale

Recall that our workflow (Fig. 1) proceeds by *Step 1*: compiling the given program; *Step 2*: feeding the resulting assembly into BAP to generate the corresponding BIL_{ADT} ; and *Step 3*: using IsaBIL to automatically generate an Isabelle/HOL locale for the given BIL_{ADT} input. Note that if a binary is distributed without source code, then Step 1 could be skipped and the given assembly could be fed directly into BAP to generate the BIL_{ADT} .

The locale for a program *prog* is generated using IsaBIL’s translation tool, which is written in Isabelle/ML and is invoked using the custom Isabelle/HOL commands **BIL** or **BIL_file** for inline or external BIL in BIL_{ADT} format, respectively. Both commands take as an input, a name for the locale and either a BIL string (for **BIL**) or a filename (for **BIL_file**). Within this locale, we automatically generate a decode predicate, \mapsto_{prog} , that maps each machine state (Δ, pc, mem) to an instruction.

Note that, internally, Isabelle maintains the BIL_{ADT} format, however, we choose to represent it using class locales [Ballarin 2003; Nipkow et al. 2002; Urban 2019] to maintain human-readable syntax. For instance, without these syntax classes, expressing a direct jump to the fixed program address 3076 would require writing $RAX := Val(Imm(Word(3076, 64)))$. By instantiating the word syntax (*nat* :: *sz*, see Fig. 3), we can simplify the expression to the syntax $RAX := (3076 :: 64)$.

In addition to \mapsto_{prog} , a program’s locale also defines *Step 1*: an *address set*, $addr_set : \mathbb{P}(word)$ (defining the set of addresses that have corresponding instructions) and *Step 2*: a *symbol table*, $sym_table : string \rightarrow word$ (mapping the binary’s symbols, e.g. *main*, *memcpy*, *free*, as string literals to raw addresses). Both *addr_set* and *sym_table* capture additional information about a binary that can be used later in a proof. For example, the *addr_set* is useful for determining whether the program counter points to a valid address and is particularly important for validating the correctness of indirect jumps. Many binary proofs verify that execution from some entry point, such as the *main* function, is either correct or incorrect with respect to some property. Symbols typically represent entry points to functions and although the address of an entypoint may differ between binaries, the symbol will remain constant. Hence, referring to positions within the binary using symbol names, stored in the *sym_table* rather than program addresses, is often more convenient. Further details regarding the extraction of the *addr_set* and *sym_table* from a binary can be found in §6.3.

EXAMPLE 4.1. Consider the *Binary_A* program below, written in BIL_{ADT} , which corresponds to the BIL instruction $X8 := X2 + 32$. We assume the program has been compiled for RISC-V; for readability, BIL_{ADT} provides the original assembly at Line 3. The program locale corresponding to Line 5 starts on Line 7, which fixes the corresponding decode predicate.

```

1 BIL <
2 105dc: <test>
3 105dc: addi s0, sp, 32
4 (Move(Var("X8", Imm(64)), PLUS(Var("X2", Imm(64)), Int(32, 64))))
5 > defining Binary_A
6
7 locale Binary_A
8   fixes decode :: <(var ⇒ val option) × word × var ⇒ insn ⇒ bool>
9   assumes decode_105dc: <(Δ, 0x105dc :: 64, mem) ↦prog
10      (addr = 0x105dc :: 64, size = 4, bil = [X8 := X2 + (32 :: 64)]) >
11 begin
12 definition addr_set :: <word set> where <addr_set = {(0x105dc :: 64)}>
13 definition sym_table :: <str ⇒ word> where <sym_table = ["test" ↦ (0x105dc :: 64)]>
14 end

```

Externally linked binaries. Binaries often include links to external code, typically in the form of function calls. Accurately modeling these external calls is crucial for understanding the behavior of the original binary. ISABIL provides two methods for handling externally linked code, depending on the availability of that external code. If the external binary is available, an Isabelle/HOL locale can be generated for the external binary, which is then combined with the existing binary locale through inheritance. If the external binary is not available, we can make assumptions about its behavior and define an approximate implementation using locale assumptions. We give an example for both cases in §G.

5 (IN)CORRECTNESS

In this section, we present the ISABIL encoding of Hoare and Incorrectness logic (see Fig. 2). Our locale-based encoding combines both into a single proof system **inference_rules** locale, where we verify the AGREEMENT and DENIAL lemmas (see [O’Hearn 2019]).

Hoare and O’Hearn triples define (in)correctness of a command c over a pre-state σ satisfying the predicate P , resulting in a post-state τ satisfying the predicate Q . In the locale, we assume the existence of a big-step transition relation $(c, \sigma) \Rightarrow \tau$ defining the execution of c from state σ to termination, resulting in state τ . Thus, we have the well-known under- and over-approximating rules:

$$\begin{array}{c}
 \text{(HOARE)} \\
 \frac{\forall \sigma, \tau. ((c, \sigma) \Rightarrow \tau) \implies (P(\sigma) \implies Q(\tau))}{\{P\}c\{Q\}}
 \end{array}
 \qquad
 \begin{array}{c}
 \text{(OHEARN)} \\
 \frac{\forall \tau. Q(\tau) \implies \exists \sigma. P(\sigma) \wedge ((c, \sigma) \Rightarrow \tau)}{[P]c[Q]}
 \end{array}$$

Note that our definition of correctness follows partial correctness, meaning termination is not guaranteed. We encode Hoare and Incorrectness triples as locales **correctness** = (\Rightarrow) and **incorrectness** = (\Rightarrow) , respectively, both of which are parameterised by \Rightarrow . Within the **correctness** locale, we verify standard Hoare logic rules, e.g.,

$$\begin{array}{c}
 \text{(POST_CONJ_CORR)} \\
 \frac{\{P\}c\{Q_1\} \quad \{P\}c\{Q_2\}}{\{P\}c\{Q_1 \wedge Q_2\}}
 \end{array}
 \qquad
 \begin{array}{c}
 \text{(PRE_DISJ_CORR)} \\
 \frac{\{P_1\}c\{Q\} \quad \{P_2\}c\{Q\}}{\{P_1 \vee P_2\}c\{Q\}}
 \end{array}
 \qquad
 \begin{array}{c}
 \text{(STRENGTHEN_WEAKEN_CORR)} \\
 \frac{P' \implies P \quad \{P\}c\{Q\} \quad Q \implies Q'}{\{P'\}c\{Q'\}}
 \end{array}$$

Similarly, within the **incorrectness** locale, we verify rules for Incorrectness logic, e.g.,

$$\begin{array}{c}
 \text{(POST_DISJ_INCORR)} \\
 \frac{[P]c[Q_1] \quad [P]c[Q_2]}{[P]c[Q_1 \vee Q_2]}
 \end{array}
 \qquad
 \begin{array}{c}
 \text{(PRE_DISJ_INCORR)} \\
 \frac{[P_1]c[Q] \quad [P_2]c[Q]}{[P_1 \vee P_2]c[Q]}
 \end{array}
 \qquad
 \begin{array}{c}
 \text{(STRENGTHEN_WEAKEN_INCORR)} \\
 \frac{P \implies P' \quad [P]c[Q] \quad Q' \implies Q}{[P']c[Q']}
 \end{array}$$

We then combine these to form a locale **inference_rules** = (\Rightarrow) , again parameterised by \Rightarrow . Within this combined locale, we are able to prove the AGREEMENT and DENIAL rules [O’Hearn 2019]:

$$\begin{array}{c} \text{(AGREEMENT)} \\ \frac{[U]c[U'] \quad U \Rightarrow O \quad \{O\}c\{O'\}}{U' \Rightarrow O'} \end{array} \qquad \begin{array}{c} \text{(DENIAL)} \\ \frac{[U]c[U'] \quad U \Rightarrow O \quad \neg(U' \Rightarrow O')}{\neg(\{O\}c\{O'\})} \end{array}$$

For proofs of incorrectness, it is typically not enough to simply state that if $[P]c[Q]$ holds for an error state Q then the program c is incorrect. A program cannot be incorrect if there is no valid state that satisfies Q and as such, we must ensure that Q is *non-trivial*, i.e., $\exists\sigma. Q(\sigma)$. Proving that Q is non-trivial can be difficult, as Q is often an over-approximation of the actual set of post-states (defined by some predicate Q') reachable from P . Therefore, proofs of incorrectness usually take the form $\exists Q'. [P]c[Q'] \wedge (\forall\sigma. Q'(\sigma) \Rightarrow Q(\sigma)) \wedge (\exists\sigma. Q'(\sigma))$. Note that this does not necessarily imply that $[P]c[Q] \wedge (\exists\sigma. Q(\sigma))$ since the implication is in the wrong direction to apply the STRENGTHEN_WEAKEN_INCORR rule.

In §A, we provide instantiations for our (in)correctness locales to demonstrate their conformance with established encodings of (in)correctness in Isabelle/HOL.

6 AUTOMATION AND EXAMPLES

In this section, we bring together the **BIL_specification** and the **inference_rules** locales to create a new locale, **BIL_inference** (see §6.1), providing a proof environment for BIL programs. This in turn enables us to develop a large number of highly reusable proof automation procedures for verifying both correctness and incorrectness of BIL programs (see §6.2). The final major component of ISABIL automation is the BIL_{ADT} parser that automatically generates Isabelle/HOL locales for BIL programs (§6.3), providing a smooth and seamless pipeline from BAP to Isabelle/HOL proofs. We offer an overview of ISABIL, discussing correctness and incorrectness proofs for a handful of examples.

6.1 The **BIL_inference** locale

As shown in Fig. 2, **BIL_inference** interfaces with the **BIL_specification** and **inference_rules** locales and is later extended with instances of state models (e.g., **allocation** and **find_symbol**) to enable verification of generated BIL programs (see §C). Therefore, it is one of ISABIL’s most complex components.

Our first task is to define a big-step transition relation, $\xRightarrow[BIL]$, required by **inference_rules**, using the BIL step relation, $(\Delta, pc, mem) \rightsquigarrow (\Delta', pc', mem')$, defined in §3.5. One option for defining $\xRightarrow[BIL]$ is to simply take the transitive closure of \rightsquigarrow . However, this would mean that the pre/postconditions that we define in our example would be predicates over the full variable store Δ , which is heavy-handed.

An alternative (which is the approach we take) is to define another transition relation $\xrightarrow[BIL]$ that abstracts \rightsquigarrow , and define $\xRightarrow[BIL]$ as the transitive closure of $\xrightarrow[BIL]$. As we shall see, this vastly increases the flexibility of our approach, which becomes (1) extensible, since $\xrightarrow[BIL]$ can be used to cover additional program features such as memory allocation (see §6.4.1), and (2) more efficient since the components of Δ that are not needed for the proof can be ignored (see §C.1). Thus, assuming

$C = (\Delta, pc, mem)$, we have:

$$\begin{array}{c}
 \text{(PROGRAM_BIG_STEP)} \\
 \frac{C = (_, pc, _) \quad pc \in \text{addr_set} \quad C \leadsto C' \quad (C, \sigma) \xrightarrow[BIL]{\quad} \sigma' \quad (C', \sigma') \xRightarrow[BIL]{\quad} \tau}{(C, \sigma) \xRightarrow[BIL]{\quad} \tau} (\mapsto)
 \end{array}
 \quad
 \begin{array}{c}
 \text{(PROGRAM_BIG_STEP_LAST)} \\
 \frac{C = (_, pc, _) \quad C' = (_, pc', _) \quad pc \in \text{addr_set} \quad pc' \notin \text{addr_set} \quad C \leadsto C' \quad (C, \sigma) \xrightarrow[BIL]{\quad} \tau}{(C, \sigma) \xRightarrow[BIL]{\quad} \tau} (\mapsto)
 \end{array}$$

Here, we assume `addr_set` is the set of addresses that contain program instructions (see §4.2), which will be later instantiated by a program's locale. A program may take a step as long as the current program counter corresponds to a program instruction. Note that the precise state model (i.e., type of σ , σ' and τ) that one uses in `PROGRAM_BIG_STEP` and `PROGRAM_BIG_STEP_LAST` will depend on the verification task at hand. If required, one could also take $\sigma = \Delta$ allowing the proofs to inspect the full variable state (at a low level of abstraction).

Overall, we obtain a locale **BIL_inference** = $(\mapsto, \xrightarrow[BIL]{\quad}, \text{addr_set})$. This locale extends the **BIL_specification** (from §4) from which we inherit the decode predicate, \mapsto . Then, we use $\xrightarrow[BIL]{\quad}$ and `addr_set` to define $\xRightarrow[BIL]{\quad}$ as above. This allows us to interpret the **inference_rules** as sublocale, instantiating the parameter \Rightarrow to $\xRightarrow[BIL]{\quad}$.

Within **BIL_inference**, we can prove several rules of Hoare and Incorrectness logic in terms of the BIL semantics. These proofs are trivial at this level, but are nevertheless critical for proof automation since they can be used by all of the examples in §C.

Stuckness and Undefined Behaviour. A BIL program is considered stuck if it reaches a state where no transition rules apply. Programs that become stuck are deemed correct, as they do not terminate.

The most common cause of stuckness in BIL is an attempt to decode an instruction at an address that does not exist within the program (see §3.5). This typically occurs when a jump targets a non-existent address, resulting in a post-state with no valid instruction to execute. However, the big step semantics treat this as valid program termination rather than an explicit error. If the prover wishes to ensure that the program terminates with an expected PC they may assert its value in an (in)correctness triple's post-state Q .

Stuckness may also arise due to type errors, such as assigning a variable a value of an incompatible type. These types of stuckness are prevented by ensuring BIL statements are type correct, which can be achieved using IsaBIL's automated type checker (see §E). In our proofs, we verify type correctness when necessary to prevent stuckness. More details, along with an example, can be found in the BIL manual (§I).

Many traditional sources of stuckness in program semantics, such as dereferencing invalid memory or reading from uninitialized registers, result in undefined behaviour (UB) for BIL. In BIL, UB is represented using the **unknown**[*str*] : *t* value. For example, if an uninitialized register is used:

```
1 mv a6, a5      # UB if a5 was never initialized
```

Since the value of `a5` (a 64 bit register) is unspecified, **unknown**[*str*] : **imm**<64> will be set to `a6`. Evaluating BIL semantics that contain unknown values (such as `a6 + 5`) will propagate further unknowns unless avoided by control flow structures such as if-then-else. However, this does not necessarily lead to stuckness, except in cases where the target of a dynamic jump is unknown (i.e. **jmp unknown**[*str*] : **imm**<64>). In such cases, the program cannot take a step as it does not know which program address to jump to. In (in)correctness logic, unknowns that do not lead to stuckness

may still prevent the discharge of the post-state (Q). Unknown values in BIL can be resolved by explicitly specifying constraints on the program and pre-state as required.

6.2 Proof Automation

Instruction set architectures (ISAs), despite their large scale, are inherently finite, and compilers employ common patterns for optimization. Additionally, developers leverage reusable components such as *functions* and *gadgets* to perform common tasks. Consequently, binaries often exhibit a significant degree of repetition. Once identified, this repetition can be verified without the need for human input. ISaBIL exploits this repetition to alleviate the burden associated with proof construction and verification. In this section, we outline the proof automation techniques employed by ISaBIL.

6.2.1 EISBACH. ISaBIL heavily leverages Eisbach [Matichuk et al. 2016], an Isabelle tactic framework for proof automation, to discharge proof goals automatically. We create Eisbach methods for symbolic execution (*sexc*) and type checking (*typec*) which utilise ISaBIL’s *introduction* and *elimination* rules to solve both big- and small-step BIL statements, expressions and variables as well as proving type correctness. These methods employ a best-effort approach. If a case that cannot be solved automatically occurs, the methods will backtrack to a safe state and the partially completed proof context will be handed back to the human prover, whereby corrections or manual inputs can be made before resuming the automation. We describe these methods in more detail in the appendix (§E).

6.2.2 Human Readability. In assembly languages, registers are typically assigned specific names and types. However, in BIL, registers are represented as generic *variables* of type *var*. These variables are parameterised with names and types. For example, the RISC-V registers R0-31 are represented by the variables ("R0-31" : *imm*⟨64⟩). While this representation offers flexibility, it can be verbose. It is common knowledge for RISC-V developers that R0-31 are registers capable of storing 64-bit words. To enhance program readability, we define the set of registers for *riscv64* [Waterman et al. 2014] as the 64bit registers R0-31 : *imm*⟨64⟩. Additionally, we introduce syntax abbreviations for the 64-bit x86 architecture, presented in detail in §D.

6.2.3 Architecture-Specific Proof Optimisations (for RISC-V). Whilst ISaBIL provides sufficient granularity to handle many architectures out of the box, the speed and efficiency of proofs can be improved by tailoring optimizations to specific hardware architectures. This section describes the proof optimizations undertaken for RISC-V.

Instructions. Modern architectures comprise of large instruction sets. Proofs of programs can be optimised by verifying high-level lemmas corresponding to program steps of the most commonly used instructions directly in the **BIL_inference** locale. For example, ISaBIL provides step rules for the 32-bit (4-byte) RISC-V instructions *auipc*, *jalc* and *ld*.

$$\text{auipc } rd, imm = (\text{addr} = pc, \text{size} = 4 :: 64, \text{code} = \{rd := pc + imm\})$$

The *auipc* (Add Upper Immediate to Program Counter) instruction facilitates the computation of an absolute address. It achieves this by adding the immediate value *imm* to *pc*, storing the result in the destination register *rd*. *auipc* is commonly used to create jump targets, such as those for external functions.

$$\text{jalc } rd, rs1, offset = (\text{addr} = pc, \text{size} = 4 :: 64, \text{code} = \{rd := pc + 4; \text{jalc } rs1 + offset\})$$

The *jalc* (Jump And Link Register) instruction performs an unconditional jump. It sets *pc* to the address stored in the source register *rs1* with an optional immediate value *offset*. The address of the

```

1 00000000000104a0 <malloc@plt>:
2   104a0: 00002e17          auipc   t3, 0x2
3   104a4: b78e3e03          ld      t3, -1160(t3) # 12018 <malloc@GLIBC_2.27>
4   104a8: 000e0367          jalr    t1, t3
5   104ac: 00000013          nop
6
7 00000000000104b0 <free@plt>:
8   104b0: 00002e17          auipc   t3, 0x2
9   104b4: b70e3e03          ld      t3, -1168(t3) # 12020 <free@GLIBC_2.27>
10  104b8: 000e0367          jalr    t1, t3
11  104bc: 00000013          nop

```

Fig. 5. PLT stubs for free and malloc

subsequent instruction is then stored in the destination register rd . This instruction is commonly used for function calls, where it is important to preserve the return address.

$\text{ld } rd, \text{offset}(rs1) = (\llcorner \mathbf{addr} = pc, \mathbf{size} = 4 :: 64, \mathbf{code} = \{rd := mem[rs1 + \text{offset}, \mathbf{el}] : 64\} \rceil)$

The `ld` (Load Double) instruction is used to load a 64-bit word, referred to as a double word, from memory. First, `ld` computes an address by adding the contents of the source register $rs1$ to the immediate offset . The value at this address in memory is then stored in the destination register rd . `ld` is the primary means of retrieving data of this size from memory.

Representing the instructions `auipc`, `jalr` and `ld` as the high-level program step lemmas (given below) allows the prover to otherwise skip the lengthy reduction for a program step. The rules for these instructions are provided below:

(AUIPC_LEMMA)	(JALR_LEMMA)	(LD_LEMMA)
$(\Delta, pc, mem) \mapsto \text{auipc } rd, imm$	$(\Delta, pc, mem) \mapsto \text{jalr } rd, rs1, \text{offset}$ $(rs1, addr) \in \Delta$	$(\Delta, pc, mem) \mapsto \text{ld } rd, \text{offset}(rs1)$ $(mem, v) \in \Delta \quad (rs1, addr) \in \Delta$ $\Delta \vdash v[addr + \text{offset}, \mathbf{el}] : 64 \rightsquigarrow^* w$
$(\Delta, pc, mem) \rightsquigarrow$	$(\Delta, pc, mem) \rightsquigarrow$	$(\Delta, pc, mem) \rightsquigarrow$
$(\Delta(rd \mapsto pc + imm), pc + 4), mem)$	$(\Delta(rd \mapsto pc + 4), addr + \text{offset}, mem)$	$(\Delta(rd \mapsto w), pc + 4), mem)$

Further semantics for `addi`, `sd` and `ret` RISC-V instructions are provided in §B.

Execution. We also prove high-level big-step semantics rules for common gadgets in binary executables. For example, the *procedure linkage table* (PLT) acts as an intermediary between the current program and shared libraries, including C’s standard library. The PLT facilitates indirect calls to external functions, whose locations are unknown until runtime when they are resolved by the dynamic loader. In the dump of the RISC-V binary for Listing 1 given in §6.2.3, we can observe the presence of stubs within the PLT, representing entries for each external call. Specifically, in §6.2.3, the stubs correspond to the functions `free` and `malloc` that are called by the program.

By leveraging the consistent pattern observed in PLT entries, we can construct universal big-step rules for PLT stubs, as demonstrated below.

$$\begin{array}{c}
 \text{(PLT_STUB_LEMMA)} \\
 \begin{array}{l}
 (\Delta_1, pc, mem) \mapsto \text{auipc } t3, 0x2 \quad (\Delta_2, pc + 4, mem) \mapsto \text{ld } t3, \text{offset}(t3) \\
 (\Delta_3, pc + 8, mem) \mapsto \text{jalr } t1, t3, 0 \quad \{pc, pc + 4, pc + 8\} \subseteq \text{addr_set} \\
 \Delta_2 = \Delta_1(t3 \mapsto pc + 0x2) \quad \Delta_3 = \Delta_2(t3 \mapsto w) \quad \Delta_4 = \Delta_3(t1 \mapsto pc + 12) \\
 ((\Delta_1, pc, mem), \sigma_1) \xrightarrow{\text{BIL}} \sigma_2 \quad ((\Delta_2, pc + 4, mem), \sigma_2) \xrightarrow{\text{BIL}} \sigma_3 \quad ((\Delta_3, pc + 8, mem), \sigma_3) \xrightarrow{\text{BIL}} \sigma_4 \\
 ((\Delta_4, w, mem), \sigma_4) \xrightarrow{\text{BIL}} \tau \quad (mem, v) \in \Delta_1 \quad \Delta \vdash v[pc + 0x2 + \text{offset}, \mathbf{el}] : 64 \rightsquigarrow^* w
 \end{array} \\
 \hline
 ((\Delta_1, pc, mem), \sigma_1) \xRightarrow{\text{BIL}} \tau
 \end{array}$$

Now, if we encounter a PLT stub in a proof at a lower level, we can discharge the proof obligation efficiently using `PLT_STUB_LEMMA`. This lemma significantly reduces the proof effort required.

Without `PLT_STUB_LEMMA`, one must apply over 150 rules to achieve the same result. Furthermore, by applying this approach to stack allocations and deallocations, we eliminate the need for approximately 50 rules in the case of allocation and 250 rules in the case of deallocation. Further details on this are provided in §B.

6.3 BIL to ISaBIL transpiler

A key component of our ISaBIL framework is a verified BIL parser that transpiles BIL_{ADT} programs into an Isabelle/HOL locale to enable verification.

Parsing occurs in two distinct phases. The first phase involves the translation of BIL_{ADT} into BIL_{ML} , a format suitable for manipulation within Isabelle/ML. This intermediate step enables analysis tasks in Isabelle/ML, such as calculating the size of instructions. The second phase involves translating BIL_{ML} into an Isabelle/HOL representation, which is the starting point for verification. Parsing can be invoked directly on a BIL_{ADT} string with `BIL` or alternately on a file containing BIL_{ADT} with `BIL_file`. An overview of the parsing process is given in Fig. 6.

During the first phase, the parser iterates over the instructions in a BIL_{ADT} input. It captures and stores all program addresses in `addr_set`. Moreover, the parser associates symbols with a program address in `sym_table`. Since the syntax of BIL_{ADT} resembles a tree structure, it is intuitive to convert it into an Abstract Syntax Tree (AST) using a lexer. This AST is processed by a Recursive Descent Parser (RDP), which traverses each node in the tree depth-first, matching the node's value to a corresponding parsing function. For example, if the parser encounters a `Var` node, it will attempt to parse the first child as a string and the second child as a BIL type. This process transforms the input into BIL_{ML} , a structured data type closely resembling BIL_{ADT} which can be manipulated within Isabelle/ML.

The second phase defines a locale within the current proof context with a fixed decode predicate. For each BIL_{ML} instruction, an assumption is added to the locale, stating how a program with any variable state and memory, but with the instructions program address, decodes to an Isabelle/HOL representation of said instruction. To obtain the Isabelle/HOL representation, an RDP translator recursively converts each BIL_{ML} instruction to Isabelle/HOL terms defined in the **BIL_specification** locale (see §4).

The first phase of the parser harnesses Isabelle/HOL's *code generation*, where specifications for both the lexer and parser were defined within Isabelle/HOL and subsequently translated into ML. BIL_{ML} for example, is a direct ML representation of the BIL specification from the ISaBIL framework. Using *code reflection*, we import the generated ML code back into Isabelle/HOL as a plugin. Consequently, the lexer and parser are formally verified under the Isabelle/HOL framework. In contrast, the second phase employs non-code-generated ML. This decision stems from its necessity to interface with Isabelle/HOL's core ML library, which cannot be achieved via code-generated ML. To bridge this gap, we introduce a minimal layer of unverified ML code that lifts the BIL representation obtained from the verified parser into Isabelle/HOL's proof system. Below, as an example, we present a snippet of the translation code responsible for converting BIL_{ML} 's binary operations to IsaBIL's binary operations:

```
1 mk_exp (AstParser.BinOp (e1,bop,e2)) = @{term "BinOp"} $ mk_exp e1 $ mk_bop bop $
  mk_exp e2
```

Note that Isabelle isolates Isabelle/ML programming, and hence our parser cannot interfere with the soundness of Isabelle's core logic engine.

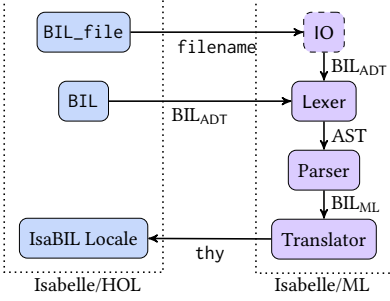


Fig. 6. Overview of the BIL parser, entrypoints via the **BIL** or **BIL_file** commands

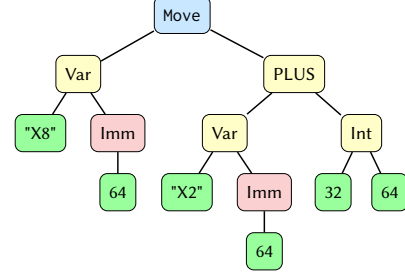


Fig. 7. AST representation of the BIL_{ADT} statement $\text{Move}(\text{Var}(\text{"X8"}, \text{Imm}(64)), \text{PLUS}(\text{Var}(\text{"X2"}, \text{Imm}(64)), \text{Int}(32, 64)))$

Component	Lemmas
Correctness	13
Incorrectness	3
Inference Rules	2
BIL Specification (including syntax)	594
BIL Inference	13
RISC-V optimisations	74
Alloc Model	6
Find Symbol	0
Double Free (total for both examples)	77
AV Rules (total for all seven examples)	187

Table 2. Overview of theories and lemma for each of ISABIL’s components.

AVR	Description (the following shall not be used)
17	The error indicator errno
19	<locale.h> and the setlocale function ⁶
20	The setjmp macro and the longjmp functions
21	The signal handling facilities of <signal.h>
23	The library functions atof, atoi and atol from library <stdlib.h>
24	The library functions abort, exit, getenv and system from library <stdlib.h>
25	The time handling functions of library <time.h>

Table 3. AV rules with description

6.4 Example Proofs

The majority of the development consists of general tactics and lemmas which can be reused across multiple developments. We give the number of lemmas for each component in Table 2.

All of the sublocales and inherited locales can reuse the proofs of the higher-level (more abstract) locales. Thus, for instance, the 594 lemmas of the **BIL_specification** locale are applicable to **BIL_inference** and all of the examples, which improves re-usability. The RISC-V optimisations help improve performance and are reusable across all examples. The theories for **double_free_*** and **find_symbol** are general and apply to all corresponding examples. Finally, each example comprises a step lemma for each line of code - but using the earlier optimisations, solving them is mostly trivial and only requires running the automated tactics.

To motivate ISABIL, we employ a combination of correctness and incorrectness proofs, focusing on illustrative examples frequently referenced in BAP literature [Brumley et al. 2011]. These examples demonstrate representations of patterns commonly found within much larger programs/libraries.

6.4.1 Double Free. We detail the (in)correctness proofs for CWE-415: Double Free outlined in §2. To classify this vulnerability, we require a memory allocation model, which is not part of the BIL semantics (§3). Memory allocation in C is reflected as a PLT stub in the binary. In particular, we are only required to track the pointer (memory address) that is allocated (and later freed). To this end, we develop a locale, **allocation**, that extends the BIL semantics (see Fig. 2) with an abstract allocation model inspired by earlier works [Leroy and Blazy 2008; Memarian et al. 2019].

$$\begin{array}{c}
\text{(ALLOC)} \\
\frac{\text{is_alloc}(C) \quad w = \text{next_ptr}(\omega_{\mathcal{A}}) \quad sz = \text{get_sz}(C) \quad \omega'_{\mathcal{A}} = \omega_{\mathcal{A}}.[\text{alloc}(w, sz)]}{(C, \omega_{\mathcal{A}}) \xrightarrow{\mathcal{A}} \omega'_{\mathcal{A}}}
\end{array}
\quad
\begin{array}{c}
\text{(FREE)} \\
\frac{\text{is_free}(C) \quad w = \text{get_ptr}(C) \quad \omega'_{\mathcal{A}} = \omega_{\mathcal{A}}.[\text{free}(w)]}{(C, \omega_{\mathcal{A}}) \xrightarrow{\mathcal{A}} \omega'_{\mathcal{A}}}
\end{array}
\quad
\begin{array}{c}
\text{(SKIP)} \\
\frac{\neg \text{is_free}(C) \quad \neg \text{is_alloc}(C)}{(C, \omega_{\mathcal{A}}) \xrightarrow{\mathcal{A}} \omega_{\mathcal{A}}}
\end{array}$$

Fig. 8. Allocation semantics

The allocation locale. We define **allocation** by instantiating the small-step transition relation $\xrightarrow{\text{BIL}}$ of **BIL_specification** (see §6.1). We start by defining two memory operations:

$$\text{memop} ::= \text{alloc}(w, sz) \mid \text{free}(w)$$

where w is the memory being allocated or freed and sz is the size. Additionally, we assume an abstract allocation function $\text{next_ptr} : \text{memop}^* \rightarrow \text{word}$ that serves the purpose of selecting suitable memory addresses for allocation and retrieves the next address from the allocator based on the given history (sequence) of allocations and deallocations. For each allocation, we use next_ptr to obtain the next available memory address. Consequently, in the state of **allocation**, we must track the sequence of memop operations, which is provided to next_ptr as an input whenever an allocation occurs. For the Double Free example, no other variables need to be tracked, hence we simply assume the state to be this sequence, which we denote $\omega_{\mathcal{A}} : \text{memop}^*$.

Recall that by using the \mapsto predicate (§3.5), the BIL instruction corresponding to $C = (\Delta, pc, mem)$ can be uniquely identified. We use predicates $\text{is_free} : \text{prog} \rightarrow \text{bool}$ and $\text{is_alloc} : \text{prog} \rightarrow \text{bool}$, which hold when the next instruction to be executed in the given $C \in \text{prog}$ corresponds to a free and allocation instruction, respectively. We assume that an instruction that frees memory cannot simultaneously perform an allocation and vice versa, i.e., $\neg \text{is_free}(C) \vee \neg \text{is_alloc}(C)$. When the instruction for C is an allocation, we utilise the function $\text{get_sz} : \text{prog} \rightarrow \text{sz}$ to obtain the size allocated and when the instruction for C is a deallocation, we utilise the function $\text{get_ptr} : \text{prog} \rightarrow \text{word}$ to obtain the address that is freed. The size and location can be determined using the \mapsto function on the given C . Thus, we define a small-step transition relation, $\xrightarrow{\mathcal{A}}$, over allocations in Fig. 8.

We encode this *allocation model* as the locale **allocation**, fixing the functions next_ptr , is_free , is_alloc , get_sz and get_ptr . This locale is derived as an *interpretation* of the locale **BIL_inference** retaining the decode predicate \mapsto and address set addr_set as abstract, but overriding $\xrightarrow{\text{BIL}} = \xrightarrow{\mathcal{A}}$. Thus, we have the signature **allocation** = $(\mapsto, \text{addr_set}, \text{next_ptr}, \text{is_free}, \text{is_alloc}, \text{get_sz}, \text{get_ptr})$, where the parameters next_ptr , is_free , is_alloc , get_sz and get_ptr are used to derive $\xrightarrow{\mathcal{A}}$ within the locale.

The double_free_bad and double_free_good locales. These locales correspond to the double free program and are *auto-generated* from the corresponding BIL programs (shown in Listings 3 and 4). This step is trivial when using IsaBIL’s **BIL_file** command, which we have developed using Isabelle/ML. In particular, we simply invoke the Isabelle/HOL commands:

```

BIL_file <double-free-bad.bil.adt> defining double_free_bad
BIL_file <double-free-good.bil.adt> defining double_free_good

```

where `double-free-bad.bil.adt` is a file containing the BIL for Listing 1 in BIL_{ADT} format and `double_free_bad` is the name of the locale to be generated. The good version is similar.

The double_free_★_proof locales. We combine the two locales generated from the BIL programs with our allocator locale (**allocation**) to produce a two new locales **double_free_bad_proof** and

double_free_good_proof. Recall from §4.2 that for each locale generated from a BIL_{ADT} program, we have access to a symbol table sym_table mapping strings (i.e., external function calls) to the program address at which the symbol appears. Note that when a BIL program calls a function, it typically stores the return address, then jumps to the function. The symbol corresponding to the program counter after the jump contains the name of the external function, which is stored in the symbol table. In RISC-V convention, the first argument of a function call is stored in the register X10 . To allocate memory, function malloc is called with the size as the first argument whereas to deallocate a pointer, function free is called with the pointer as the first argument. Therefore, we can obtain the size allocated by a call to malloc and pointer freed by a call to free by retrieving the value stored in register X10 .

We therefore instantiate the predicates is_free , is_alloc , get_sz and get_ptr from the **allocation** locale as follows:

$$\begin{aligned} \text{is_free}((_, pc, _)) &= (pc = \text{sym_table}(\text{"free"})) & \text{get_ptr}((\Delta, _, _)) &= \Delta(\text{X10}) \\ \text{is_alloc}((_, pc, _)) &= (pc = \text{sym_table}(\text{"malloc"})) & \text{get_sz}((\Delta, _, _)) &= \Delta(\text{X10}) \end{aligned}$$

The exact implementation of next_free occurs at a lower level of abstraction, and depends on the allocation model. At this level, we provide the main requirement axiomatically, i.e., we require

$$w = \text{next_ptr}(\omega_{\mathcal{A}}) \implies (\forall i. \omega_{\mathcal{A}}(i) = \text{alloc}(w, sz) \implies \exists j. j > i \wedge \omega_{\mathcal{A}}(i) = \text{free}(w))$$

This presents us with all the components necessary to prove (in)correctness of our examples. The following predicate captures the double-free over the memory state defined above:

$$\begin{aligned} \text{double_free_vuln} &= \lambda \omega_{\mathcal{A}}. \exists i, j, w. i < j \wedge \omega_{\mathcal{A}}[i] = \text{free}(w) \wedge \omega_{\mathcal{A}}[j] = \text{free}(w) \wedge \\ &(\forall k. i < k < j \implies \omega_{\mathcal{A}}[k] \neq \text{alloc}(w, sz)) \end{aligned}$$

Note that the predicate captures *only* the double-free vulnerability and does not formalise other pointer misuse vulnerabilities, e.g., use-after-free or free-before-alloc.

THEOREM 6.1. *Let C_{bad} and C_{good} be the programs corresponding to **double_free_bad** and **double_free_good**, respectively. Both of the following hold*

- (1) $\exists Q. [\neg \text{double_free_vuln}] C_{\text{bad}} [Q] \wedge (\forall \sigma. Q(\sigma) \implies \text{double_free_vuln}(\sigma)) \wedge (\exists \sigma. Q(\sigma))$
- (2) $\{\neg \text{double_free_vuln}\} C_{\text{good}} \{\neg \text{double_free_vuln}\}$

6.4.2 AV rules. In a similar manner, we prove incorrectness of the AV rules from Table 3. Details of these proofs are provided in §C.1.

7 CASE STUDY: DOUBLE-FREE VULNERABILITY IN CURL (CVE-2016-8619)

cURL is an open-source library primarily used for transferring data over the internet using various protocols, including TLS. It has a large user base, supporting multiple operating systems and architectures (including RISC-V), and thus ensuring the security of cURL is critically important.

Unfortunately, however, cURL has been known to contain vulnerabilities. Consider the function read_data in Fig. 9, which underpins the Kerberos authentication protocol in cURL (prior to version 7.51.0), where Line 9 reads the length of an incoming data packet from a socket. If this succeeds, socket_read will return a 0, causing the if statement on Line 10 to fall through. Then, on Line 13 the call to ntohl converts the data length (len) from network byte order (big-endian) to host byte order (big- or little-endian). Note that this method does not sanitize its input. Next, realloc on Line 14 resizes the data buffer in krb5buffer , and returns either a new pointer to the resized memory, or NULL if an error occurs. The rest of the method then reads and decodes the remaining data from the socket.


```

1 static __attribute__((noinline)) CURLcode read_data(struct connectdata *conn,
2                                                    curl_socket_t fd,
3                                                    struct krb5buffer *buf)
4 {
5     int len;
6     void* tmp = NULL;
7     CURLcode result;
8
9     result = socket_read(fd, &len, sizeof(len)); // result = 0 iff socket_read successful
10    if(result)
11        return result;
12
13    len = ntohl(len);
14    tmp = realloc(buf->data, len);
15
16    if(tmp == NULL)
17        return CURLE_OUT_OF_MEMORY;
18
19    buf->data = tmp;
20    result = socket_read(fd, buf->data, len);
21    if(result)
22        return result;
23    buf->size = conn->mech->decode(conn->app_data, buf->data, len,
24                                conn->data_prot, conn);
25    buf->index = 0;
26    return CURLE_OK;
27 }

```

Fig. 9. The read_data function of the cURL library in security.c. The snippet highlighted in red shows the vulnerable code in version 7.50.3, and that in green shows the corrected vulnerability in version 7.51.0.

$ \begin{array}{c} \text{(REALLOC)} \\ \text{is_realloc}(C) \quad w = \text{get_ptr}(C) \\ \quad sz = \text{get_sz}(C) \\ \quad \omega'_{\mathcal{A}} = \omega_{\mathcal{A}}.[\text{alloc}(w, sz)] \\ \hline (C, \omega_{\mathcal{A}}) \xrightarrow{\mathcal{R}} \omega'_{\mathcal{A}} \end{array} $	$ \begin{array}{c} \text{(ZERO_REALLOC)} \\ \text{is_realloc}(C) \quad w = \text{get_ptr}(C) \\ \quad sz = \text{get_sz}(C) \quad sz = 0 \\ \quad \omega'_{\mathcal{A}} = \omega_{\mathcal{A}}.[\text{free}(w)] \\ \hline (C, \omega_{\mathcal{A}}) \xrightarrow{\mathcal{R}} \omega'_{\mathcal{A}} \end{array} $	$ \begin{array}{c} \text{(SKIP)} \\ \neg \text{is_free}(C) \\ \neg \text{is_alloc}(C) \\ \neg \text{is_realloc}(C) \\ \hline (C, \omega_{\mathcal{A}}) \xrightarrow{\mathcal{R}} \omega_{\mathcal{A}} \end{array} $
------------------------------------------------------------------------------------------------------------------------------------------------------------------------------------------------------------------------------------------------------------------------------------------------------------------	-------------------------------------------------------------------------------------------------------------------------------------------------------------------------------------------------------------------------------------------------------------------------------------------------------------------------------	---------------------------------------------------------------------------------------------------------------------------------------------------------------------------------------------------------------------------------

Fig. 10. Reallocation semantics

The caller is responsible for managing the krb5buffer pointer by allocating it before and freeing it after calling read_data. Here we assume malloc is called directly before read_data and free is called directly after, as follows: malloc(buf, sz); read_data(conn, fd, buf); free(buf);

If receiving data from the socket on Line 9 yields a length of 0 ($len = 0$), the call to realloc with $len = 0$ results in *zero reallocation*, leading to *undefined behaviour*⁷. Most implementations of realloc will return NULL and free the pointer following a *zero reallocation*. As such, since the krb5buffer buffer is already freed before realloc returns and the caller is expected to free it after the function returns, this will lead to a *double-free vulnerability*, identified by the vulnerability enumeration [CVE-2016-8619](#).

This vulnerability is resolved in version 7.51.0 of cURL by preempting the zero-allocation that leads to it: as highlighted in green in Fig. 9, placing a guard around the call to realloc⁸ ensures that it is not called with a zero length. As such, if $len = 0$, then the call to realloc is skipped, TMP remains NULL and returns 0. This ensures consistent behaviour across all C implementations.

7.1 Scalability of the Parser

We cross compile cURL 7.50.3 for RISC-V on Linux using the GNU RISC-V compiler with the default options. We modify the source code for `read_data` by adding the `noinline` attribute, which ensures the function is not inlined. Note that `noinline` is not a requirement for verification, but facilitates compositional reasoning (see §7.3).

Using the generated BIL directly creates a scalability challenge. The assembly corresponding to version 7.50.3 contains *63,592 RISC-V instructions*, which equates to *127,023 LoC in BIL* with *63,592 BIL instructions*. Naively generating the corresponding ISABIL locales (see §6.3) takes approximately 14 minutes, which is impractical for verification. Of this, the lexer takes 4s, the parser takes 2s and the translator takes approximately 13 minutes. The wait time in the translator arises from instantiating the Isabelle/HOL locale in the proof context, an operation which cannot be avoided.

To address this, we extend the `BIL_file` command with a *new option*, `with_subroutines`, to focus only on the subroutines of interest (and their dependencies). For example, to generate the ISABIL locale for `read_data` in version 7.50.3, we use the following command:

```
BIL_file <libcurl.7.50.3.bil.adt> defining read_data_7_50_3
with_subroutines read_data and ...
```

where “...” contains functions that `read_data` calls (e.g., `ntohl`). Running `BIL_file` now takes only 6s, with 131 instructions to verify.

We next show how we detect this vulnerability in version 7.50.3 using an incorrectness proof.

7.2 Incorrectness of the `read_data` Subroutine

As described above, `read_data` contains a double-free vulnerability. However, unlike our prior example (§6.4.1), the vulnerability arises from a reallocation of memory. Thus, we first describe the construction of a **reallocation** locale, which reuses components from the **allocation** locale. Then, we prove the incorrectness of the `read_data` function in version 7.50.3.

The reallocation locale. We define **reallocation** by instantiating the small-step transition relation $\xrightarrow[BIL]{}$ of **BIL_specification** (see §6.1). Whilst we do not extend **allocation** from §6.4.1 directly, as it already defines small step semantics ($\xrightarrow[A]{}$) that are incompatible with reallocation,

we can borrow: (1) the definition of *memop*, (2) our abstract allocator *next_ptr*, (3) our memory trace ω_A , (4) the getter for the size *get_sz*, (5) the getter for the pointer to free *get_ptr*, (6) the predicate that denotes a program is freeing memory *is_free* and (7) the predicate that denotes a program is allocating memory *is_alloc*. These concepts are explained in detail in §6.4.1.

We use the predicate *is_realloc* to determine whether the next instruction to be executed in the given *C* corresponds to a *realloc* instruction. We assume that an instruction that frees or allocates memory cannot simultaneously perform a reallocation and vice versa, i.e., $\neg \text{is_free}(C) \vee \neg \text{is_alloc}(C) \vee \text{is_realloc}(C)$.

When a program reallocates memory it has two parameters, a pointer to the memory to be resized, and the new size of that memory. We utilise the existing functions *get_sz* to obtain the size reallocated and *get_ptr* to obtain the address that is reallocated. The size and location can be determined using the \mapsto function on the given *C*. The size and location are then used to add an *alloc(w, sz)* to the ω_A . However, if the size of a reallocation is 0, this represents a zero-reallocation, and hence a *free(w)* is added to the ω_A . This results in a small-step transition relation, $\xrightarrow[R]{}$, over reallocations as given in Fig. 10. Note that we retain the **ALLOC** and **FREE** rules from Fig. 8, and

⁷<https://www.open-std.org/jtc1/sc22/wg14/www/docs/n2464.pdf>

⁸<https://github.com/curl/curl/commit/3d6460edeee21d7d790ec570d0887bed1f4366dd>

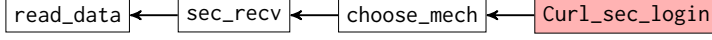


Fig. 11. A partial call graph in cURL demonstrating a path from an external function (highlighted), `Curl_sec_login`, to the internal function `read_data`.

adapt the `SKIP` to encompass is reallocations. Finally, we obtain the signature

reallocation = $(\mapsto, \text{addr_set}, \text{next_ptr}, \text{is_free}, \text{is_alloc}, \text{is_realloc}, \text{get_sz}, \text{get_ptr})$

where the parameters `next_ptr`, `is_free`, `is_realloc`, `is_alloc`, `get_sz` and `get_ptr` are used to derive $\rightarrow_{\mathcal{R}}$ within the locale.

The `read_data` proof locale. We combine the locale generated for cURL binaries to produce a new locale **`read_data_7_50_3_proof`**. Reallocations are handled by calls to a PLT stub for `realloc` so we can proceed in the same way as `malloc/free`. In §6.4.1, we discussed how the first argument of a subroutine call is stored in the register `X10`. Reallocations take two arguments: (1) a pointer to memory, and (2) a size. The second argument (2) is stored in the return register (`X11`), thus we instantiate the parameters of **`reallocation`** as follows for both locales:

$$\begin{aligned} \text{is_realloc}(_, pc, _) &= (pc = \text{sym_table}(\text{"realloc"})) \\ \text{get_sz}(\Delta, pc, _) &= \begin{cases} \Delta(X11) & \text{if } pc = \text{sym_table}(\text{"realloc"}) \\ \Delta(X10) & \text{otherwise} \end{cases} \end{aligned}$$

The remaining definitions of `get_ptr`, `is_free` and `is_alloc` match **`allocation`** (see §6.4.1).

THEOREM 7.1. *Let $RD_{7.50.3}$ be the program corresponding to **`read_data_7_50_3`**. Then*
 $\exists Q. [\neg \text{double_free_vuln}] \ RD_{7.50.3} \ [Q] \wedge (\forall \sigma. Q(\sigma) \implies \text{double_free_vuln}(\sigma)) \wedge (\exists \sigma. Q(\sigma)).$

7.3 Compositionality

The proof in Fig. 9 covers the `read_data` subroutine in the cURL library. However, this subroutine is an *internal* function (i.e. not defined in a header file), making the vulnerability difficult to exploit directly in practice. Nevertheless, as shown in the call graph in Fig. 11, there is a path from an *external* function (defined in a header file), namely `Curl_sec_login`, to `read_data`. That is, a call to `Curl_sec_login` includes a call to `choose_mech`, which in turn includes a call to `sec_rcv`, which itself calls `read_data`. As such, the vulnerability in `read_data` *could potentially* be exploited by a call to `Curl_sec_login`.

Note that this may not always be the case, as freeing the data buffer pointer is left up to the caller, not the callee, and thus further incorrect behaviour to by caller (in this case a function above `read_data` in the call graph) could rectify this vulnerability by forgetting to call `free`, or perhaps reallocating the pointer again before freeing it. Thus, we should aim to establish that each of these methods are (in)correct formally.

We do this in a *compositional* fashion through *proof reuse*: we reuse the (in)correctness specifications we prove at lower levels of the call graph in higher levels. For instance, when proving that `sec_rcv` is (in)correct, we reuse the specification of `read_data` in Theorem 7.1 as a lemma. Indeed, this is precisely why we used the `noinline` attribute when compiling `read_data`: this allows us to reuse its specification; otherwise each call to `read_data` would be inlined, preventing us from proof reuse.

In Theorem 7.2 below, we prove incorrectness specifications for the $SR_{7.50.3}$, $CM_{7.50.3}$ and $CSL_{7.50.3}$ functions, showing that each of these functions do indeed exhibit a double-free vulnerability. Our proof is compositional in that the proof for each function reuses the specification of the function

below it, as discussed above (e.g. the proof of $SR_{7.50.3}$ reuses the incorrectness specification of `read_data` in Theorem 7.1 as a lemma).

THEOREM 7.2. *Let $C \in \{SR_{7.50.3}, CM_{7.50.3}, CSL_{7.50.3}\}$, be a program corresponding to the 7.50.3 versions of `sec_rcv`, `choose_mech` and `Curl_sec_login`. Then:*

$$\exists Q. [\neg \text{double_free_vuln}] C [Q] \wedge (\forall \sigma. Q(\sigma) \implies \text{double_free_vuln}(\sigma)) \wedge (\exists \sigma. Q(\sigma)).$$

Theorem 7.2 demonstrates a scalable proof for the incorrectness specifications of the functions in Fig. 11. We can apply similar techniques to verify their corresponding correctness specifications for version 7.51.0; we have elided these proofs as they are similar.

8 RELATED WORK

The importance of binary-level analysis and the growing power of verification tools has meant that there is increasing work on theorem provers being applied to verify program binaries.

Verified machine code. Closest to our work is the `PICINÆ` framework [Hamlen et al. 2019], which has been developed to reason about BIL in the Coq theorem prover [Bertot and Castéran 2013]. Like `IsABIL`, they lift BIL outputs to Coq, in turn allowing proofs of generic properties ranging from termination to full functional verification within a Coq proof environment. However, the `Picinæ` lifter is unverified and introduces an additional step by lifting BIL to a bespoke intermediate representation (IR) with unclear semantics. The authors of `Picinæ` describe their work as preliminary, with examples mainly covering smaller subroutines such as `memset` and string comparison.

Early works on using verification of machine-code include works by Myreen et al. [2007] and Myreen and Gordon [2007], who developed high-level models of Arm hardware followed by Hoare logic proofs against these models. Similarly, Jensen et al. [2013] develop high-level separation logics for verifying low-level machine code applied to an *abstraction* of x86 instructions. The main focus of the work is the design of a separation logic and appropriate frame rules for unstructured programs, with the framework being encoded in Coq.

Later works by Myreen et al. [2008, 2012] develop *decompilation into logic*, capable of targeting x86, ARM and PowerPC. Instead of using a lifter to convert to an established IR such as BIL, then performing verification according to the IR’s operational semantics, this approach decompiles binaries into tail-recursive functions in the logic of the `HOL4` [Hutton 1994] theorem prover. Verification then occurs over Hoare triples for this logic. Here, the trust is shifted away from conventional lifters like BAP, and onto mechanised models of x86 [Crary and Sarkar 2003], PowerPC [Leroy 2006] and ARM [Fox 2003; Fox and Myreen 2010], theoretically achieving a smaller trusted base. Myreen et al. acknowledge that most [Crary and Sarkar 2003; Fox 2003; Leroy 2006] of these models were not created for the purpose of decompilation into logic. Moreover, hardware has changed significantly since these early works, so it is unclear if these models are an accurate reflection of current-day ISAs.

More recently, the `Islaris` framework [Sammler et al. 2022] has been developed to leverage the extensive set of works on Sail-based Armv8-A and RISC-V ISA semantics [Armstrong et al. 2019; Simner et al. 2022, 2020]. `Islaris` is based on higher-order separation logic implemented in Coq and provides automatic translations from Sail to Coq models. Their end-goals are however slightly different to ours: while they focus on high-fidelity reasoning directly over ISA models, we focus on the lifted versions of assembly to provide a unifying intermediate-layer proof environment that applies to multiple architectures. As such, our automation techniques (described in §6) are reusable across any architecture and compilation toolchain that is supported by BAP. Moreover, we have used `IsABIL` to analyse a larger body of examples: `Islaris` has been used to verify 173 assembly LoC (across nine examples), while we have used `IsaBIL` to verify 612 assembly LoC (across eleven examples) – our largest example alone comprises 131 assembly LoC

MiniSail [Wassell et al. 2018] encodes a subset of the Sail language in various proof assistants, including Isabelle/HOL, providing the method to reason over lifted Sail models at a level similar to IsaBIL. Sail has a thorough type system with type checking operational semantics, which can be used to verify if a Sail model is typed correctly. At the time of writing, the MiniSail development was developed predominantly to ensure that the Sail language is sound. Thus it lacks the mature automation techniques and higher levels of reasoning present in IsaBIL.

Verified compilation. Perhaps the two most famous examples of compilation correctness are the CakeML [Kumar et al. 2014] and CompCert [Blazy et al. 2006] projects, aimed at the correctness of compilations to (subsets of) ML and C, respectively. Sewell et al. [2013] check compilation correctness of high-level C code for the seL4 microkernel down to binaries generated by gcc 4.5.1. The Bedrock Structured Programming System [Chlipala 2013] provides an intermediate layer representation combined with strongest postcondition calculations to verify low-level C macros within the Coq theorem prover. The system has been designed to optimise reasoning about C macros unlike IsaBIL, which allows verification of binaries that may not be generated by a compiler.

Unlike IsaBIL, these works leverage proofs of functional correctness at the source level, i.e., are performed at a higher level of abstraction. However, the proofs must take into account the compiler models and optimisation levels that are ultimately to be applied, with extra checks to ensure that the implemented architectures do not interfere with any high-level assumptions. Such approaches would not be suitable for situations where the source code is not available, whereas BAP and consequently IsaBIL does not require the source code.

Verified lifting. Verbeek et al. [2022] have formalised and integrated a subset of the x86-64 instruction set (i.e., the 64-bit subset of x86) within Isabelle/HOL and used it to verify so called *sanity properties* (e.g., the integrity of a return address) for a large codebase. However, the focus of this verification is correctness of the lifting, as opposed to properties about the program itself (e.g., termination, functionality). IsaBIL employs type verification, however, this method only verifies that the lifted BIL is correct according to its specification, and not the specification of the assembly it was lifted from. Lam and Coughlin [2023] developed a verified BAP lifter for ARMv8, though other ISAs rely on external validation for correctness of their respective BAP lifters. However, we note that validation is already accompanied by an extensive set of validation tools that uses trace files to verify the lifter’s accuracy⁹, that are checked “per instruction”. We consider formal verification of BAP lifters to be future work.

Verified instrumentation. Armor [Zhao et al. 2011] presents a checker for memory safety and control flow integrity of Arm binaries, which instruments a check before particular operations, then uses HOL to prove that the modified binary is correct. Similarly, RockSalt [Morrisett et al. 2012] is a Coq-based checker for a subset of x86 that is used to verify software-based fault isolation implementations. RockSalt is designed to check specific sandbox policies, e.g., that the code will only read/write data from specified contiguous segments in memory. Unlike IsaBIL, which has the full flexibility of Hoare and O’Hearn’s logics for proving (in)correctness, both Armor and RockSalt focus on a subset of properties.

Security analysis. An overview of security properties, exploits and tools for binary analysis has been given by Shoshitaishvili et al. [2016]. Above, we have focussed mainly on safety, though also describe how BAP can be extended to reason about transient execution vulnerabilities (e.g., as exploited by Spectre and Meltdown) [Cheang et al. 2019; Griffin and Dongol 2021; Wang et al. 2021]. Cheang et al. [2019] cover model checking (using UCLID5), while Wang et al. [2021] develop a taint tracking tool based on BAP to check correctness of Spectre mitigations. Griffin and Dongol [2021] consider proofs of speculative execution over BAP outputs, but only cover a subset of

⁹<https://github.com/BinaryAnalysisPlatform/bap-veri>

the BIL language called AIR. They apply Hoare-style proofs to verify a hyperproperty [Clarkson and Schneider 2010] known as TPOD [Cheang et al. 2019] directly over AIR without any of the modularity offered by IsABIL. Nevertheless, it would be interesting to extend our work to cover proofs of (in)correctness of speculative execution [Cauligi et al. 2020; Dongol et al. 2024].

(Incorrectness) separation logic. In IsABIL we do not currently have support for separation logic (SL) or its incorrectness analogue, ISL [Raad et al. 2020]. While the absence of (I)SL support does not impede the scalability of our approach, it is an interesting direction of future work to pursue. Doing so, however, is non-trivial as the memory representation in BIL is incompatible with that of (I)SL. More concretely, in (I)SL the memory (heap) is represented as a *partial commutative monoid* (typically as a map from locations to values) that can be broken down to smaller pieces (heaplets), thus affording seamless “separation” of memory resources. This also makes it straightforward to track *knowledge* and *ownership* of the existence of locations in memory and their associated values. For instance, the (I)SL assertion $x \mapsto 1 * y \mapsto 2$ describes a memory comprising exactly two locations, x and y , respectively holding values 1 and 2.

By contrast, as described in § 3.1, memory in BIL is represented as a “history” of updates (mutations) that must be “replayed” to ascertain its contents. For instance, the BIL memory $[x \leftarrow 1][y \leftarrow 2][x \leftarrow 3]$ describes *any* memory obtainable after applying (replaying) the listed updates in order, namely by first updating location x to hold 1, then updating y to 2 and finally re-updating x to 3. While this confers the existence and the final values of locations x and y , it has no bearing on the existence or the values of other memory locations.

Representing the memory in BIL as described above is a design choice we *inherited* from BIL, and it is not immediately conducive to “separation” as in (I)SL. As such, to add support for (I)SL in BIL we would have to fundamentally change the memory representation in BIL, an undertaking which is far from trivial and will have far-reaching ramifications. While we believe this a worthy direction of work in the future, doing so is beyond the scope of our work here.

Modular Language Semantics. By structuring our mechanisation using locales, we enable a modular formalization of (in)correctness, allowing each component to be parameterised by different program semantics. This approach aligns with existing work on modular program semantics [Mansky and Du 2024], such as Iris [Jung et al. 2015], where Hoare logic is defined parametrically with respect to the underlying language. IsaBIL presents the first encoding of parameterised semantics for Hoare and O’Hearn logic within Isabelle/HOL. Prior research [Cheang et al. 2019; Griffin and Dongol 2021] has shown that extending BIL’s semantics is both straightforward and beneficial. By structuring our development using locales, we afford a degree of modularity, presenting the first abstract formalisation of (in)correctness triples in Isabelle/HOL.

9 CONCLUSIONS

Program analysis in the absence of source code techniques typically focus on a combination of hardware (e.g., x86, ARM), intermediary representations, e.g., LLVM-IR, high-level language models (e.g., C/C++). Our work adds to the growing literature on low-level verification using Hoare logic, and is the first to also apply incorrectness logic to verify the absence and presence of bugs in binaries. While many works in the literature focus on particular architectures, e.g., RISC-V, x86 or ARM, our work is on the generic BAP platform, and hence inherits its generality. BAP is a production ready system with 1000s of users but lack a verification component that IsaBIL provides. We have developed a complete formalisation of BIL, BAP’s intermediary language in Isabelle/HOL, and developed the first (in)correctness logics for BIL. Our formalisation of the BIL specification uncovered bugs in that specification, which have been reported to the developers and corrected.

We provide automation to enable better proof scalability, and demonstration compositionality on case studies larger than our counterparts (Islaris).

REFERENCES

- Alasdair Armstrong, Thomas Bauereiss, Brian Campbell, Alastair Reid, Kathryn E. Gray, Robert M. Norton, Prashanth Mundkur, Mark Wassell, Jon French, Christopher Pulte, Shaked Flur, Ian Stark, Neel Krishnaswami, and Peter Sewell. 2019. ISA semantics for ARMv8-a, RISC-v, and CHERI-MIPS. *Proc. ACM Program. Lang.* 3, POPL (2019), 71:1–71:31. doi:10.1145/3290384
- Atmel. 2016. AVR Instruction Set Manual. <https://ww1.microchip.com/downloads/en/devicedoc/atmel-0856-avr-instruction-set-manual.pdf>
- Clemens Ballarin. 2003. Locales and Locale Expressions in Isabelle/Isar. In *TYPES (LNCS, Vol. 3085)*, Stefano Berardi, Mario Coppo, and Ferruccio Damiani (Eds.). Springer, 34–50. doi:10.1007/978-3-540-24849-1_3
- BAP. 2019. BAP Toolkit Examples. <https://github.com/BinaryAnalysisPlatform/bap-toolkit/blob/master/av-rule-21/descr>
- Thomas Bauereiß, Armando Pesenti Gritti, Andrei Popescu, and Franco Raimondi. 2017. CoSMeDis: A Distributed Social Media Platform with Formally Verified Confidentiality Guarantees. In *2017 IEEE Symposium on Security and Privacy, SP 2017, San Jose, CA, USA, May 22-26, 2017*. IEEE Computer Society, 729–748. doi:10.1109/SP.2017.24
- Yves Bertot and Pierre Castéran. 2013. *Interactive theorem proving and program development: Coq'Art: the calculus of inductive constructions*. Springer Science & Business Media.
- Sandrine Blazy, Zaynah Dargaye, and Xavier Leroy. 2006. Formal Verification of a C Compiler Front-End. In *FM (LNCS, Vol. 4085)*, Jayadev Misra, Tobias Nipkow, and Emil Sekerinski (Eds.). Springer, 460–475. doi:10.1007/11813040_31
- David Brumley, Ivan Jager, Thanassis Avgerinos, and Edward J. Schwartz. 2011. BAP: A Binary Analysis Platform. In *CAV (LNCS, Vol. 6806)*, Ganesh Gopalakrishnan and Shaz Qadeer (Eds.). Springer, 463–469. https://doi.org/10.1007/978-3-642-22110-1_37
- Sunjay Cauligi, Craig Disselkoen, Klaus von Gleissenthall, Dean M. Tullsen, Deian Stefan, Tamara Rezk, and Gilles Barthe. 2020. Constant-time foundations for the new spectre era. In *PLDI*, Alastair F. Donaldson and Emina Torlak (Eds.). ACM, 913–926. <https://doi.org/10.1145/3385412.3385970>
- Kevin Cheang, Cameron Rasmussen, Sanjit A. Seshia, and Pramod Subramanyan. 2019. A Formal Approach to Secure Speculation. In *CSF. IEEE*, 288–303. <https://doi.org/10.1109/CSF.2019.00027>
- Adam Chlipala. 2013. The bedrock structured programming system: combining generative metaprogramming and hoare logic in an extensible program verifier. In *ICFP*, Greg Morrisett and Tarmo Uustalu (Eds.). ACM, 391–402. doi:10.1145/2500365.2500592
- M. R. Clarkson and F. B. Schneider. 2010. Hyperproperties. *J. Comput. Secur.* 18, 6 (2010), 1157–1210. doi:10.3233/JCS-2009-0393
- Karl Crary and Susmit Sarkar. 2003. Foundational Certified Code in a Metalogical Framework. In *Automated Deduction - CADE-19, 19th International Conference on Automated Deduction Miami Beach, FL, USA, July 28 - August 2, 2003, Proceedings (Lecture Notes in Computer Science, Vol. 2741)*, Franz Baader (Ed.). Springer, 106–120. doi:10.1007/978-3-540-45085-6_9
- Brijesh Dongol, Matt Griffin, Andrei Popescu, and Jamie Wright. 2024. Relative Security: Formally Modeling and (Dis)Proving Resilience Against Semantic Optimization Vulnerabilities. In *CSF. IEEE*, 403–418. doi:10.1109/CSF61375.2024.00027
- Chelsea Edmonds and Lawrence C. Paulson. 2024. Formal Probabilistic Methods for Combinatorial Structures using the Lovász Local Lemma. In *Proceedings of the 13th ACM SIGPLAN International Conference on Certified Programs and Proofs, CPP 2024, London, UK, January 15-16, 2024*, Amin Timany, Dmitriy Traytel, Brigitte Pientka, and Sandrine Blazy (Eds.). ACM, 132–146. doi:10.1145/3636501.3636946
- Anthony C. J. Fox. 2003. Formal Specification and Verification of ARM6. In *Theorem Proving in Higher Order Logics, 16th International Conference, TPHOLs 2003, Rom, Italy, September 8-12, 2003, Proceedings (Lecture Notes in Computer Science, Vol. 2758)*, David A. Basin and Burkhart Wolff (Eds.). Springer, 25–40. doi:10.1007/10930755_2
- Anthony C. J. Fox and Magnus O. Myreen. 2010. A Trustworthy Monadic Formalization of the ARMv7 Instruction Set Architecture. In *Interactive Theorem Proving, First International Conference, ITP 2010, Edinburgh, UK, July 11-14, 2010. Proceedings (Lecture Notes in Computer Science, Vol. 6172)*, Matt Kaufmann and Lawrence C. Paulson (Eds.). Springer, 243–258. doi:10.1007/978-3-642-14052-5_18
- Victor B. F. Gomes, Martin Kleppmann, Dominic P. Mulligan, and Alastair R. Beresford. 2017. Verifying Strong Eventual Consistency in Distributed Systems. *CoRR* abs/1707.01747 (2017). arXiv:1707.01747 <http://arxiv.org/abs/1707.01747>
- Matt Griffin and Brijesh Dongol. 2021. Verifying Secure Speculation in Isabelle/HOL. In *FM (LNCS, Vol. 13047)*, Marieke Huisman, Corina S. Pasareanu, and Naijun Zhan (Eds.). Springer, 43–60. doi:10.1007/978-3-030-90870-6_3
- Matt Griffin, Brijesh Dongol, and Azalea Raad. 2025. Isabelle Files for "IsaBIL: A Framework for Verifying (In)correctness of Binaries in Isabelle/HOL". doi:10.5281/zenodo.15261359

- Kevin W. Hamlen, Dakota Fisher, and Gilmore R. Lundquist. 2019. Source-Free Machine-Checked Validation of Native Code in Coq. In *FEAST* (London, United Kingdom) (*FEAST'19*). Association for Computing Machinery, New York, NY, USA, 25–30. doi:10.1145/3338502.3359759
- Armijn Hemel. 2021. *Using ELF symbols extracted from dynamically linked ELF binaries for fingerprinting*. Technical Report. Technical Disclosure Commons. https://www.tdcommons.org/dpubs_series/4441
- Charles Antony Richard Hoare. 1969. An axiomatic basis for computer programming. *Commun. ACM* 12, 10 (1969), 576–580.
- Graham Hutton. 1994. Book Review: Introduction to HOL: A Theorem Proving Environment for Higher Order Logic by Mike Gordon and Tom Melham (eds.), Cambridge University Press, 1993, ISBN 0-521-44189-7. *J. Funct. Program.* 4, 4 (1994), 557–559. doi:10.1017/S0956796800001180
- Intel. 2021. Intel 64 and IA-32 Architectures Software Developer’s Manual. <https://www.intel.com/content/www/us/en/developer/articles/technical/intel-sdm.html>
- Jonas Braband Jensen, Nick Benton, and Andrew Kennedy. 2013. High-level separation logic for low-level code. In *POPL*, Roberto Giacobazzi and Radhia Cousot (Eds.). ACM, 301–314. doi:10.1145/2429069.2429105
- Ralf Jung, David Swasey, Filip Sieczkowski, Kasper Svendsen, Aaron Turon, Lars Birkedal, and Derek Dreyer. 2015. Iris: Monoids and Invariants as an Orthogonal Basis for Concurrent Reasoning. In *Proceedings of the 42nd Annual ACM SIGPLAN-SIGACT Symposium on Principles of Programming Languages, POPL 2015, Mumbai, India, January 15-17, 2015*, Sriram K. Rajamani and David Walker (Eds.). ACM, 637–650. doi:10.1145/2676726.2676980
- Florian Kammüller and Manfred Kerber. 2016. Investigating Airplane Safety and Security Against Insider Threats Using Logical Modeling. In *2016 IEEE Security and Privacy Workshops, SP Workshops 2016, San Jose, CA, USA, May 22-26, 2016*. IEEE Computer Society, 304–313. doi:10.1109/SPW.2016.47
- Florian Kammüller, Markus Wenzel, and Lawrence C Paulson. 1999. Locales a sectioning concept for Isabelle. In *TPHOLs*. Springer, 149–165.
- Ramana Kumar, Magnus O. Myreen, Michael Norrish, and Scott Owens. 2014. CakeML: a verified implementation of ML. In *POPL*, Suresh Jagannathan and Peter Sewell (Eds.). ACM, 179–192. doi:10.1145/2535838.2535841
- Kait Lam and Nicholas Coughlin. 2023. Lift-off: Trustworthy ARMv8 semantics from formal specifications. In *Formal Methods in Computer-Aided Design, FMCAD 2023, Ames, IA, USA, October 24-27, 2023*, Alexander Nadel and Kristin Yvonne Rozier (Eds.). IEEE, 274–283. doi:10.34727/2023/ISBN.978-3-85448-060-0_36
- Xavier Leroy. 2006. Formal certification of a compiler back-end or: programming a compiler with a proof assistant. In *Proceedings of the 33rd ACM SIGPLAN-SIGACT Symposium on Principles of Programming Languages, POPL 2006, Charleston, South Carolina, USA, January 11-13, 2006*, J. Gregory Morrisett and Simon L. Peyton Jones (Eds.). ACM, 42–54. doi:10.1145/1111037.1111042
- Xavier Leroy and Sandrine Blazy. 2008. Formal Verification of a C-like Memory Model and Its Uses for Verifying Program Transformations. *J. Autom. Reason.* 41, 1 (2008), 1–31. doi:10.1007/s10817-008-9099-0
- Lockheed Martin. 2005. Joint Strike Fighter, Air Vehicle, C++ Coding Standard.
- William Mansky and Ke Du. 2024. An Iris Instance for Verifying CompCert C Programs. *Proc. ACM Program. Lang.* 8, POPL (2024), 148–174. doi:10.1145/3632848
- Daniel Matichuk, Toby C. Murray, and Makarius Wenzel. 2016. Eisbach: A Proof Method Language for Isabelle. *J. Autom. Reason.* 56, 3 (2016), 261–282. doi:10.1007/s10817-015-9360-2
- Kayvan Memarian, Victor B. F. Gomes, Brooks Davis, Stephen Kell, Alexander Richardson, Robert N. M. Watson, and Peter Sewell. 2019. Exploring C semantics and pointer provenance. *Proc. ACM Program. Lang.* 3, POPL (2019), 67:1–67:32. doi:10.1145/3290380
- Greg Morrisett, Gang Tan, Joseph Tassarotti, Jean-Baptiste Tristan, and Edward Gan. 2012. RockSalt: better, faster, stronger SFI for the x86. In *PLDI*, Jan Vitek, Haibo Lin, and Frank Tip (Eds.). ACM, 395–404. doi:10.1145/2254064.2254111
- Mark Mossberg, Felipe Manzano, Eric Hennenfent, Alex Groce, Gustavo Grieco, Josselin Feist, Trent Brunson, and Artem Dinaburg. 2019. Manticore: A User-Friendly Symbolic Execution Framework for Binaries and Smart Contracts. In *ASE*. IEEE, 1186–1189. doi:10.1109/ASE.2019.00133
- Toby Murray. 2020. An Under-Approximate Relational Logic. *Arch. Formal Proofs* 2020 (2020). <https://www.isa-afp.org/entries/Relational-Incorrectness-Logic.html>
- Magnus O. Myreen, Anthony C. J. Fox, and Michael J. C. Gordon. 2007. Hoare Logic for ARM Machine Code. In *FSEN (LNCS, Vol. 4767)*, Farhad Arbab and Marjan Sirjani (Eds.). Springer, 272–286. doi:10.1007/978-3-540-75698-9_18
- Magnus O. Myreen and Michael J. C. Gordon. 2007. Hoare Logic for Realistically Modelled Machine Code. In *TACAS (LNCS, Vol. 4424)*, Orna Grumberg and Michael Huth (Eds.). Springer, 568–582. doi:10.1007/978-3-540-71209-1_44
- Magnus O. Myreen, Michael J. C. Gordon, and Konrad Slind. 2008. Machine-Code Verification for Multiple Architectures - An Application of Decompilation into Logic. In *Formal Methods in Computer-Aided Design, FMCAD 2008, Portland, Oregon, USA, 17-20 November 2008*, Alessandro Cimatti and Robert B. Jones (Eds.). IEEE, 1–8. doi:10.1109/FMCAD.2008.ECP.24
- Magnus O. Myreen, Michael J. C. Gordon, and Konrad Slind. 2012. Decompilation into logic - Improved. In *Formal Methods in Computer-Aided Design, FMCAD 2012, Cambridge, UK, October 22-25, 2012*, Gianpiero Cabodi and Satnam Singh (Eds.).

- IEEE, 78–81. <https://ieeexplore.ieee.org/document/6462558/>
- Tobias Nipkow. 2006. Abstract Hoare Logics. *Arch. Formal Proofs* 2006 (2006). <https://www.isa-afp.org/entries/Abstract-Hoare-Logics.shtml>
- Tobias Nipkow, Markus Wenzel, and Lawrence C Paulson. 2002. *Isabelle/HOL: a proof assistant for higher-order logic*. Springer.
- Peter W. O’Hearn. 2019. Incorrectness logic. *Proceedings of the ACM on Programming Languages* 4, POPL (2019), 1–32.
- Johannes Åman Pohjola, Magnus O. Myreen, and Miki Tanaka. 2023. A Hoare Logic for Diverging Programs. *Arch. Formal Proofs* 2023 (2023). <https://www.isa-afp.org/entries/HoareForDivergence.html>
- Azalea Raad, Josh Berdine, Hoang-Hai Dang, Derek Dreyer, Peter O’Hearn, and Jules Villard. 2020. Local Reasoning About the Presence of Bugs: Incorrectness Separation Logic. In *Computer Aided Verification*, Shuvendu K. Lahiri and Chao Wang (Eds.). Springer International Publishing, Cham, 225–252.
- Michael Sammler, Angus Hammond, Rodolphe Lepigre, Brian Campbell, Jean Pichon-Pharabod, Derek Dreyer, Deepak Garg, and Peter Sewell. 2022. Islaris: verification of machine code against authoritative ISA semantics. In *PLDI*, Ranjit Jhala and Isil Dillig (Eds.). ACM, 825–840. doi:10.1145/3519939.3523434
- Thomas Arthur Leck Sewell, Magnus O. Myreen, and Gerwin Klein. 2013. Translation validation for a verified OS kernel. In *PLDI*, Hans-Juergen Boehm and Cormac Flanagan (Eds.). ACM, 471–482. doi:10.1145/2491956.2462183
- Yan Shoshitaishvili, Ruoyu Wang, Christopher Salls, Nick Stephens, Mario Polino, Audrey Dutcher, John Grosen, Siji Feng, Christophe Hauser, Christopher Kruegel, and Giovanni Vigna. 2016. SoK: (State of) The Art of War: Offensive Techniques in Binary Analysis. In *IEEE SP*.
- Ben Simner, Alasdair Armstrong, Jean Pichon-Pharabod, Christopher Pulte, Richard Grisenthwaite, and Peter Sewell. 2022. Relaxed virtual memory in Armv8-A. In *ESOP (LNCS, Vol. 13240)*, Ilya Sergey (Ed.). Springer, 143–173. doi:10.1007/978-3-030-99336-8_6
- Ben Simner, Shaked Flur, Christopher Pulte, Alasdair Armstrong, Jean Pichon-Pharabod, Luc Maranget, and Peter Sewell. 2020. ARMv8-A System Semantics: Instruction Fetch in Relaxed Architectures. In *ESOP (LNCS, Vol. 12075)*, Peter Müller (Ed.). Springer, 626–655. doi:10.1007/978-3-030-44914-8_23
- Richard M Stallman et al. 2003. Using the gnu compiler collection. *Free Software Foundation* 4, 02 (2003).
- Romain Thomas. 2017. LIEF - Library to Instrument Executable Formats. <https://lief.quarkslab.com/>.
- Christian Urban. 2019. The Isabelle Cookbook: A Gentle Tutorial for Programming Isabelle.
- Freek Verbeek, Joshua A. Bockenek, Zhoulai Fu, and Binoy Ravindran. 2022. Formally verified lifting of C-compiled x86-64 binaries. In *PLDI*, Ranjit Jhala and Isil Dillig (Eds.). ACM, 934–949. doi:10.1145/3519939.3523702
- Fish Wang and Yan Shoshitaishvili. 2017. Angr - The Next Generation of Binary Analysis. In *IEEE SecDev*. IEEE Computer Society, 8–9. doi:10.1109/SecDev.2017.14
- Guanhua Wang, Sudipta Chattopadhyay, Ivan Gotovchits, Tulika Mitra, and Abhik Roychoudhury. 2021. oo7: Low-Overhead Defense Against Spectre Attacks via Program Analysis. *IEEE Trans. Software Eng.* 47, 11 (2021), 2504–2519. doi:10.1109/TSE.2019.2953709
- Mark Wassell, Alasdair Armstrong, Neel Krishnaswami, and Peter Sewell. 2018. Mechanised Metatheory for the Sail ISA Specification. (2018).
- Andrew Waterman, Yunsup Lee, David A. Patterson, and Krste Asanović. 2014. *The RISC-V Instruction Set Manual, Volume I: User-Level ISA, Version 2.0*. Technical Report UCB/EECS-2014-54. EECS Department, University of California, Berkeley. <http://www2.eecs.berkeley.edu/Pubs/TechRpts/2014/EECS-2014-54.html>
- Lu Zhao, Guodong Li, Bjorn De Sutter, and John Regehr. 2011. ARMor: fully verified software fault isolation. In *EMSOFT*, Samarjit Chakraborty, Ahmed Jerrya, Sanjoy K. Baruah, and Sebastian Fischmeister (Eds.). ACM, 289–298. doi:10.1145/2038642.2038687

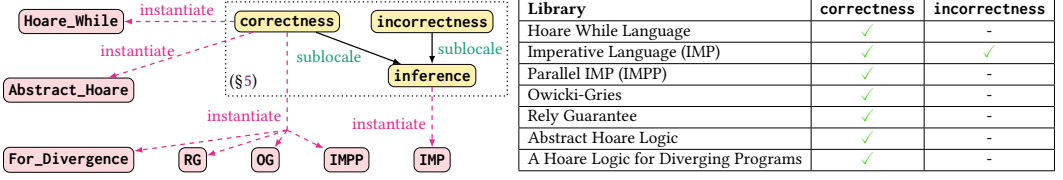


Fig. 12. Interpretation of the **correctness** and **incorrectness** locales for existing libraries in Isabelle/HOL. Most libraries do not provide semantics for incorrectness, this is indicated with a dash (-).

A INSTANTIATING (IN)CORRECTNESS IN ISABELLE/HOL

The Isabelle/HOL standard library [Nipkow et al. 2002] and the Archive of Formal Proofs contain many formulations of Hoare and O’Hearn logic built for different purposes. In particular, Isabelle/HOL has the following theories for Hoare logic: IMP, IMPP, Owicki-Gries, Rely Guarantee, Abstract Hoare Logics [Nipkow 2006] and A Hoare Logic for Diverging Programs [Pohjola et al. 2023]. For incorrectness logic, this includes IMP [Murray 2020].

It is straightforward to show that these semantics are consistent with our abstract theories of (in)correctness from § 5 by proving that they are an interpretation of our **inference_rules** locale. This (a) shows that our locales are more general, and (b) validates the **correctness** and **incorrectness** locales. An overview of these proofs can be found in Fig. 12 and as an illustrative example, we walk through the process for a basic imperative language, IMP.

To validate our **inference_rules** locale and demonstrate the flexibility of the locale-based approach, we show that prior encodings of Hoare and Incorrectness logic in Isabelle/HOL for the simple IMP language (see below) can be derived as instances of **inference_rules**. IMP is defined by the following well-known syntax:

$$IMP \ni h ::= \text{skip} \mid \text{var} := \text{val} \mid h_1; h_2 \mid \text{if } b \text{ then } h_1 \text{ else } h_2 \mid \text{while } b \text{ do } h$$

The HOL-IMP library provides a big-step transition relation (\Longrightarrow_{IMP}) for IMP as well as a Hoare logic semantics and decomposition rules. Murray [2020] extends this to additionally cover Incorrectness logic (for \Longrightarrow_{IMP}). We instantiate the big-step transition relation (\Rightarrow) in **inference_rules** as the transition relation for IMP (i.e., \Longrightarrow_{IMP}), allowing us to derive the inference rules described in § 5 for the IMP language. In particular, we prove that our triples $\{P\}c\{Q\}$ and $[P]c[Q]$ are equivalent to existing triples in HOL-IMP [Murray 2020].

B FURTHER ARCHITECTURE-SPECIFIC PROOF OPTIMISATIONS

In addition to the step rules for the RISC-V instructions covered in § 6.2.3, ISABIL also provides rules for sd, addi and ret.

$$\text{sd } rs2, \text{offset}(rs1) = (\llcorner \text{addr} = pc, \text{size} = 2 :: 64, \text{code} = \{rd := \text{mem}[rs1 + \text{offset}, \text{el}] : 64\} \rrcorner)$$

The sd (Store Double) instruction stores a 64-bit word in memory. Similar to ld, sd computes an address by adding the contents of the first source register $rs1$ to the immediate offset . The value in the second source register $rs2$ is then stored at this address in memory. sd is the primary means of storing data of this size in memory.

$$\text{addi } rd, rs1, \text{imm} = (\llcorner \text{addr} = pc, \text{size} = 2 :: 64, \text{code} = \{rd := rs1 + \text{imm}\} \rrcorner)$$

The addi (Add Immediate) instruction is used to perform arithmetic addition. It adds the immediate value imm to the source register $rs1$ and saves the result to the destination register rd . addi is

```

1 00000000000010554 <good>:
2   10554: 1101          addi    sp, sp, -32
3   10556: ec06          sd      ra, 24(sp)
4   10558: e822          sd      s0, 16(sp)
5   1055a: 1000          addi    s0, sp, 32
6   ...
7   10582: 60e2          ld      ra, 24(sp)
8   10584: 6442          ld      s0, 16(sp)
9   10586: 6105          addi    sp, sp, 32
10  10588: 8082          ret

```

Listing 5. Stack allocation and deallocation for the good function

frequently used to calculate address offsets, as well as performing conventional addition.

$\text{ret} = (\text{addr} = pc, \text{size} = 2 :: 64, \text{code} = \{\text{jmp } ra\})$

The `ret` (Return) instruction transfers control to the calling function. It achieves this by jumping to the program address stored in the return address register `ra`.

Functions use stack memory to store arguments and local variables with allocation and deallocation of stack memory generally occurring at the start and end of the function respectively. In Listing 5, we provide an example for the `good` function in Listing 2. By using ISABIL's definitions for the RISC-V instructions `addi`, `sd`, `ld` and `ret` we can formulate comprehensive big-step lemmas for both allocation and deallocation, as shown below:

(STACK_ALLOC_LEMMA)

$$\begin{array}{c}
(\Delta_1, pc, mem) \mapsto \text{addi } sp, sp, space \quad (\Delta_2, pc + 2, mem) \mapsto \text{sd } ra, space - 8(sp) \\
(\Delta_3, pc + 4, mem) \mapsto \text{sd } s0, space - 16(sp) \quad (\Delta_4, pc + 6, mem) \mapsto \text{addi } s0, sp, space \\
\{pc, pc + 2, pc + 4, pc + 6\} \subseteq \text{addr_set} \\
\Delta_2 = \Delta_1(sp \mapsto \text{stack} - space) \quad \Delta_3 = \Delta_2(mem \mapsto v') \quad \Delta_4 = \Delta_3(mem \mapsto v'') \\
\Delta_5 = \Delta_4(s0 \mapsto \text{stack}) \\
((\Delta_1, pc, mem), \sigma_1) \xrightarrow{BIL} \sigma_2 \quad ((\Delta_2, pc + 2, mem), \sigma_2) \xrightarrow{BIL} \sigma_3 \quad ((\Delta_3, pc + 4, mem), \sigma_3) \xrightarrow{BIL} \sigma_4 \\
((\Delta_4, pc + 6, mem), \sigma_4) \xrightarrow{BIL} \sigma_5 \quad (\Delta_5, pc + 8, mem), \sigma_5 \xRightarrow{BIL} \tau \\
(mem, v) \in \Delta_1 \quad (sp, \text{stack}) \in \Delta_1 \quad (ra, \text{ret}) \in \Delta_1 \quad (r0, \text{frame}) \in \Delta_1 \\
v' = \text{storage}_{\text{el}}(v, \text{stack} - 8, \text{ret}, 64) \quad v'' = \text{storage}_{\text{el}}(v', \text{stack} - 16, \text{frame}, 64) \\
\hline
((\Delta_1, pc, mem), \sigma_1) \xRightarrow{BIL} \tau
\end{array}$$

(STACK_DEALLOC_LEMMA)

$$\begin{array}{c}
(\Delta_1, pc, mem) \mapsto \text{ld } ra, space - 8(sp) \quad (\Delta_2, pc + 2, mem) \mapsto \text{ld } s0, space - 16(sp) \\
(\Delta_3, pc + 4, mem) \mapsto \text{addi } sp, sp, space \quad (\Delta_4, pc + 6, mem) \mapsto \text{ret} \\
\{pc, pc + 2, pc + 4, pc + 6\} \subseteq \text{addr_set} \\
\Delta_2 = \Delta_1(ra \mapsto \text{ret}) \quad \Delta_3 = \Delta_2(s0 \mapsto \text{frame}) \quad \Delta_4 = \Delta_3(sp \mapsto \text{stack} + space) \\
((\Delta_1, pc, mem), \sigma_1) \xrightarrow{BIL} \sigma_2 \quad ((\Delta_2, pc + 2, mem), \sigma_2) \xrightarrow{BIL} \sigma_3 \quad ((\Delta_3, pc + 4, mem), \sigma_3) \xrightarrow{BIL} \sigma_4 \\
((\Delta_4, pc + 6, mem), \sigma_4) \xrightarrow{BIL} \sigma_5 \quad (\Delta_4, \text{ret}, mem), \sigma_5 \xRightarrow{BIL} \tau \\
(mem, v) \in \Delta_1 \quad (sp, \text{stack}) \in \Delta_1 \\
\Delta \vdash v[\text{stack} + (space - 8), \text{el}] : 64 \rightsquigarrow^* \text{ret} \quad \Delta \vdash v[\text{stack} + (space - 16), \text{el}] : 64 \rightsquigarrow^* \text{frame} \\
\hline
((\Delta_1, pc, mem), \sigma_1) \xRightarrow{BIL} \tau
\end{array}$$

Similar to the `PLT_STUB_LEMMA`, we can also handle stack allocations and deallocations by utilising `STACK_ALLOC_LEMMA` and `STACK_DEALLOC_LEMMA`, respectively. This significantly reduces the proof burden, eliminating the need for approximately 50 rules in the case of allocation and 250 rules in the case of deallocation.

C FURTHER DETAILS OF THE EXAMPLE PROOFS

To motivate ISABIL, we employ a combination of correctness and incorrectness proofs, focusing on illustrative examples frequently referenced in BAP literature [Brumley et al. 2011]. These examples demonstrate representations of patterns commonly found within much larger programs/libraries. We fix the target operating system to Ubuntu 22.04.2 LTS, the architecture to RISC-V and the compiler to the RISC-V GNU toolchain 12.2.0 (g2ee5e430018) cross-compiler. To generate the BIL files we use a pre-release of BAP (511b64c). The proofs for our first example, CWE-415: Double Free outlined in §2 are given in §6.4. Additionally, we verify a set of examples from the Joint Strike Fighter Air Vehicle (JSF AV) coding standards, described in Table 4. Details on the proofs are given in §C.1.

C.1 Joint Strike Fighter (JSF) Air Vehicle (AV) Examples

Our next set of examples are a subset of the JSF AV rules, which prohibit the utilisation of specific external functions, collectively referred to as *forbidden symbols*. We summarise these in Table 4, together with the corresponding forbidden symbols. One could postulate that analysis of a binary’s symbol table using tools such as `objdump` would be sufficient for identifying forbidden symbols. However, the existence of a symbol in this table does not guarantee its usage, nor does it ensure it is invoked from a location reachable from a specific entry point. We have the full generality of Hoare and Incorrectness Logic providing stronger guarantees than allowed by static checking. Since these examples are about forbidden behaviours, we use incorrectness logic in their verification. Proving incorrectness for each of these examples requires the identification of such symbols in the execution of a program. To this end, we define a new locale (see Fig. 2) that simplifies symbol tracking.

The `find_symbol` locale. We must first define the finding of symbols by instantiating the small-step transition relation $\xrightarrow[BIL]$ of **BIL_specification** (see §6.1). To identify the presence of symbols in a program execution we require a history of the accessed program addresses, which we denote $\omega : \mathbb{P}(\text{word})$. This history is sufficient enough to determine the presence of symbols in an execution. Consequently, we can simply assume the state σ to be this history ω . In this context, a transition of the verification state ω can occur with the step predicate $\xrightarrow[FS]$ with the following rule:

$$\frac{\begin{array}{c} (\text{NEXT_SYMBOL}) \\ C = (_, pc, _) \quad \omega' = \omega \cup \{pc\} \end{array}}{(C, \omega) \xrightarrow[FS]{} \omega'}$$

We use the predicate `is_symbol(str, ω)` to denote the occurrence of symbol `str` in the program address trace ω . Recall from §4 that the symbols in a binary are provided by the `sym_table` of the locale that is auto-generated from for each BIL program. We define `is_symbol(str, ω) = sym_table(str) ∈ ω`. We encode *finding symbols* in the locale **find_symbol**, fixing the parameter `sym_table`, where we assume that `sym_table` will later be instantiated by a program’s locale. This locale is derived as an *interpretation* of **BIL_inference**, overriding $\xrightarrow[BIL]{} = \xrightarrow[FS]{} =$ and leaving \mapsto and `addr_set` abstract. Therefore, we define this new locale with the following signature:

$$\text{find_symbol} = (\mapsto, \text{addr_set}, \text{sym_table})$$

AV Rule	Description
17	The error indicator errno shall not be used
19	<locale.h> and the setlocale function shall not be used*
20	The setjmp macro and the longjmp functions shall not be used
21	The signal handling facilities of <signal.h> shall not be used
23	The library functions atof, atoi and atol from library <stdlib.h> shall not be used
24	The library functions abort, exit, getenv and system from library <stdlib.h> shall not be used
25	The time handling functions of library <time.h> shall not be used

* Of course <locale.h> refers to the C locale library and not the Isabelle locales used by IsaBIL.

Table 4. AV rules with description

The AV_rule_* locale. We refer to the AV Rule locales collectively using **AV_rule_***, where * represents the rule number. For each of the examples in Table 4 we auto-generate a corresponding locale using the Isabelle command:

BIL_file Av_Rule_* "av-rule-*.bil.adt"

where av-rule-*.bil.adt refers to a file for each example in Table 4 in BIL_{ADT} format.

The AV_rule_*_proof locale. To join each AV_rule_* locales with **find_symbol**, we create new *proof* locales (**AV_rule_*_proof**), which inherit their respective AV_rule_* locale. We derive this locale as an *interpretation* of **find_symbol**, setting its parameters \mapsto , addr_set and sym_table to those provided by the auto-generated AV_rule_*.

It is straightforward to define predicates that capture rule violations in the AV rule examples (Table 4). For example, Rule 23 prohibits the use of atof, atoi and atol. As such, we must derive predicates specific to a given AV Rule from is_symbol. An example of this predicate for Rule 23 is:

$\text{violation_av_23}(\omega) = \text{is_symbol}(\text{"atof"}, \omega) \vee \text{is_symbol}(\text{"atoi"}, \omega) \vee \text{is_symbol}(\text{"atol"}, \omega)$

Recall from §5 that proofs of incorrectness require a non-triviality condition on the post-state. Proving non-triviality is often only possible using intermediate post-state predicates. Using this fact, we can formulate a proof of incorrectness for forbidden symbols given in Theorem C.1.

THEOREM C.1. *For $i \in \{17, 19, 20, 21, 23, 24, 25\}$, given that C_i is program corresponding to av_rule_i, we have:*

$$\exists Q. [\neg \text{violation_av_i}] C_i [Q] \wedge (\forall \sigma. Q(\sigma) \implies \text{violation_av_i}(\sigma)) \wedge (\exists \sigma. Q(\sigma))$$

The proof for Theorem C.1 necessitates the repeated application of O’Hearn step lemmas described in §6.1 until the program reaches termination. The application of O’Hearn step lemmas is partly automated, although human intervention is often necessary to ascertain the post-state of a program step. Once this post state has been determined, the deconstruction of the BIL program step leading to this post state is automated for the majority of the AV Rules. The optimizations described in §6.2.3, which enable efficient handling of RISC-V instructions and external symbol calls, require less intervention. The identification of these cases is manual, though proof discharge is automatic. Upon termination, we examine the post-state to determine if a forbidden symbol is present and that the post-state is non-trivial. Both of these conditions can be automatically verified for the AV Rule examples using the built-in solvers of Isabelle/HOL. The size of each proof, given in Table 1, is determined by the length of the execution trace, not the size of the binary. The largest proof, associated with AV Rule 25, consists of approximately 950 lines and takes 4 minutes to verify

Definition	<name>	<type>
RAX	rax	imm <64>
RBX	rbx	imm <64>
RCX	rcx	imm <64>
RDX	rdx	imm <64>
RSP	rsp	imm <64>
RBP	rbp	imm <64>
RSI	rsi	imm <64>
RDI	rdi	imm <64>
R8-15	r8-15	imm <64>

Definition	<name>	<type>
XMM0-7	xmm0-7	imm <128>
YMM0-7	ymm0-7	imm <256>
ZMM0-7	zmm0-7	imm <512>
CF	cf	imm <1>
OF	of	imm <1>
AF	af	imm <1>
PF	pf	imm <1>
SF	sf	imm <1>
ZF	zf	imm <1>

Table 5. Definitions for the x86_64 registers as BIL variables where ("<name>" : <type>).

in Isabelle/HOL, while the average size for the examples is around 363 lines. The proofs show that for all AV Rules in Table 4, the corresponding forbidden symbols occur, rendering the examples incorrect. Even without source code, identifying the external symbols present in a binary is a straightforward task using tools available in GNU [Hemel 2021; Stallman et al. 2003]. However, it should be noted that the presence of these symbols does not necessarily imply their actual usage. The symbols can reside in impossible control paths or functions that are never called. This proof guarantees the utilization of such forbidden symbols in a valid execution, not just their presence within the binary.

D SYNTAX ABBREVIATIONS FOR X86 REGISTERS

The representation of x86 registers in BIL is necessarily verbose. For example, the x86 register RAX is represented by the variable ("rax" : **imm**<64>). It is common knowledge for x86 developers that RAX is a register capable of storing a 64-bit word. Consequently, we define the set of registers for x86_64 [Intel 2021] in Table 5. This approach encompasses the general purpose registers for 64-bit, 128-bit and 256-bit as R8-15, XMM0-7, YMM0-7, and ZMM0-7 respectively, as well as the state of the processor, usually held in the EFLAGS register, represented by single-bit (boolean) variables CF, OF, AF, PF, SF, and ZF.

E FURTHER DETAIL ON THE EISBACH AUTOMATED SOLVERS

The Eisbach methods for symbolic execution (sexc) and type checking (typec) in ISABIL both facilitate extensions through the use of parameterised proof methods, allowing a new Eisbach method to be *installed* in the solver. The parameterised proof method is placed at the highest precedence in the solver (such that they run first). If the parameterised proof method fails, then the standard solver will run. It is through these proof methods that optimisations for 16, 32 and 64-bit memory (see §6.1) as well as x86 and RISC-V (see §6) are installed in the sexc solver.

Symbolic Execution. Symbolic execution refers to the repeated application of rules in BIL’s operational semantics to advance the program state. We provide an abridged example for introduction rules of sequences and statements of BIL below:

```

1 method sexc_bill methods extensions = (
2   extensions |
3   (rule step_stmt_cpuexnI) | (rule step_stmt_specialI) |
4
5   (rule step_stmt_moveI.word, (sexc_expsI; fail)) |
6   (* other syntax-specific rules... *)

```

```

7  (rule step_stmt_moveI, sexc_expsI?) |
8
9  (* syntax specific rules... *)
10 (rule step_stmt_jumpI, type_contextI?) |
11
12 (rule step_stmt_if_trueI, sexc_expsI, sexc_bilI?) |
13 (rule step_stmt_if_falseI, sexc_expsI, sexc_bilI?) |
14
15 (rule step_stmt_while_falseI, sexc_expsI) |
16 (rule step_stmt_whileI, sexc_expsI, sexc_bilI?) |
17
18 (rule step_bil_emptyI) |
19 (rule step_bil_empty_eqI; (simp; fail)) |
20 (rule step_bil_singleI, sexc_bilI?) |
21 (rule step_bil_seqI, sexc_bilI?, sexc_bilI?)
22 )

```

The Eisbach method `sexc_bilI` attempts to deconstruct a sequence of BIL statements using introduction rules for statements and sequences. Note that BIL statements and sequences are mutually recursive, therefore a method that deconstructs statements (*stmt*) must also deconstruct sequences (*bil*). The deconstruction process involves several steps. First, `sexc_bilI` attempts to apply any extension methods on Line 2 using the parameterised proof method extensions. If this fails the method proceeds to the next case, denoted by the pipe “|” operator.

If the statement is a **cpuexn** or **special** then it is trivially discharged on Line 3 by applying the `step_stmt_cpuexnI` or `step_stmt_specialI` rules. Those familiar with Isabelle/HOL may question why the `intros` method does not discharge both goals in one. Unfortunately, this method is unable to retain *schematic variables* of the form `?x` which serve as a placeholder for terms that are yet to be determined, and are an important facet of exploratory proofs. The lack of support for *schematic variables* also governs the choice not to use Eisbach’s expressive pattern-matching features.

The next case on Line 5 tackles the move statement (`var := exp`), specifically in the case where `exp` evaluates to a word (`nat :: sz`) by attempting to apply `step_stmt_moveI.word`, if successful, this generates a further deconstruction obligation for the expression `exp`, which is discharged with `sexc_expsI` using the “,” operator. Note that if the application of `sexc_expsI` generates any unsolved goals, indicated by the “;” operator, then the `fail` proof method will fire, causing the method to proceed to the next case. This is a form of backtracking that prevents the automated solver from reaching an invalid proof state where `exp` does not evaluate to a word. What would usually follow in the next lines are other syntax-specific rules, these have been omitted in this example to maintain clarity. Line 7 defines a *last resort* case for the move statement in which `v` is interpreted as a *catch-all* value and not any particular syntax (i.e., word, storage). Applying this case will never lead to an invalid proof state, though may require manual intervention to interpret the values type correctly. If this is the case then the unsolved goals generated by `sexc_expsI` will be handed back to the human prover using the `succeed` method. Cases for the **jmp** statement proceed the same as the move statement.

If statements of the form **if** (*e*) *seq*₁ **else** *seq*₂ introduce different control flows depending upon the evaluation of *e*, if true then the rule `step_stmt_if_trueI` should be applied, otherwise `step_stmt_if_falseI`. Both rules generate a subgoal requiring the evaluation of *e* to be proven as either true or false. Whilst the method can infer that the statement is an **if** statically, this cannot be inferred for the evaluation of *e*, and thus must be discharged with the `sexc_expsI`. First, Line 12 attempts this for true case, if the first subgoal cannot be discharged then we know that either

the evaluation is not true or the rule `step_stmt_if_trueI` cannot safely be applied. Thus, we backtrack and attempt the next case for false on Line 13. If this also fails then the remaining proof methods will be attempted before the context is handed back to the human prover. If either case's e is provably true or false then this obligation is discharged and seq_1 or seq_2 is discharged with `sexc_bilI`. Control flow is also present in **while** statements, albeit with a simpler false case.

If we are executing a sequence instead of a statement, then the first cases on Line 18 will attempt to match an empty sequence by applying `step_bil_emptyI`. Occasionally, the sequence may be empty, but some additional simplification must occur on the variable state and program counter to match the post state. In this case the method on line Line 19 will match empty sequences with the `step_bil_empty_eqI` rule, then attempt to discharge any goals it spits out with the `simp` method. The simplifier is destructive and may unintentionally leave the proof in an unsafe state. As such, if the simplifier cannot discharge its goal, then we backtrack to a state before the simplifier was applied using `fail` and force the human prover to solve a safe goal.

If the sequence is not empty, and instead contains a single element then on Line 20 the rule `step_bil_singleI` is applied, followed by `sexc_bilI`, keeping the solvers progress.

If the sequence contains more than one element then the next case on Line 21 attempts to apply `step_bil_seqI`, if successful this generates two further deconstruction obligations, one for the statement and one for the recursive sequence, for both of which we recursively apply `sexc_bilI`.

Lastly, if none of these cases match, the proof method fails without making any progress, returning control to the user (i.e., human prover). The user can then assess if the proof is impossible with the current set of assumptions, or if manual intervention is required.

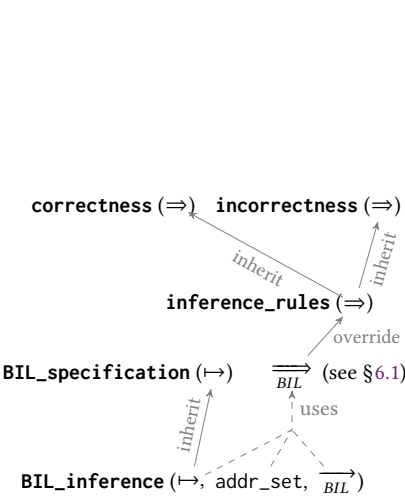
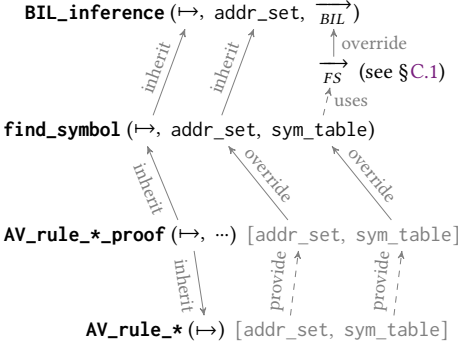
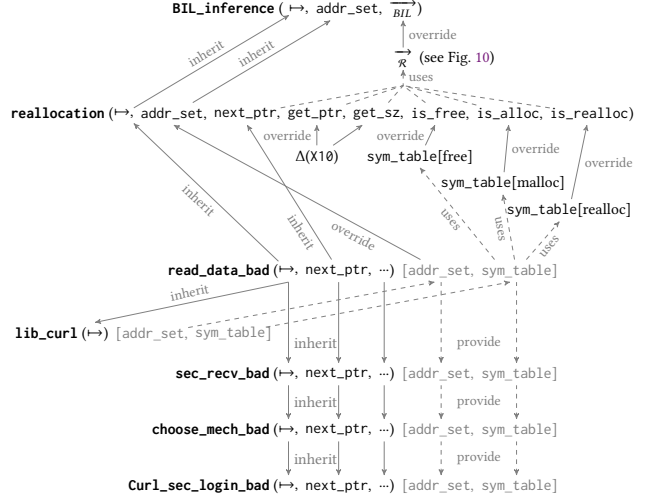
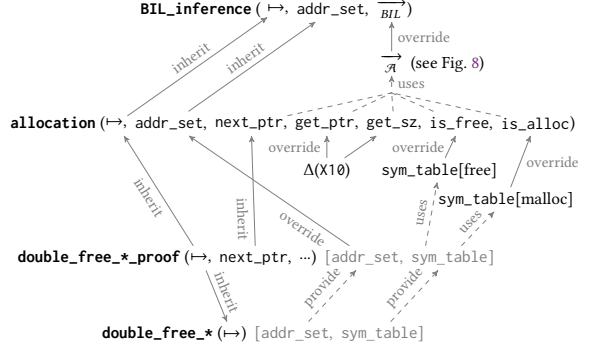
Most failures or backtracking occur due to issues with Isabelle's math solvers being intractable (especially the case for modulo operations common in bitwise arithmetic), or are the result of introduced syntax such as definitions which must be unfolded. A manual fix for one of these problems may be fed back into the automated solver using the `extensions` proof method so that this problem does not cause issues in future.

Additionally, the inherent non-determinism in the operational semantics may cause the automated solver to fail. Failures like this are harder to automate, but generally indicate errors in the program's specification or initial variables, which would warrant manual intervention.

Type Checking. BIL is a typed language, in our proofs, we are often required to verify type correctness of our instructions in order to execute the operational semantics. Type checking is a static process and does not require symbolic execution to infer type correctness. Typing rules (see §3) ensure that BIL code is well-formed, which guarantees that it is executable under the operational semantics. We apply Eisbach proof tactics to perform type checking, without this, we would otherwise be left with repetitive proof goals we must prove manually. Therefore, `typec` is generally applied to all the instructions before any symbolic execution in a given program locale to ensure that they are executable. This, in turn, allows us to verify that the BIL generated by BAP is in fact correct according to its operational semantics. Through this method, we found a bug for the `C_LUI` RISC-V instruction¹⁰. The equivalent `typec` method for `typec_bilI` is given below:

```
1 method typec_bilI methods extensions = (
2   extensions |
3   (rule type_stmt_cpuxnI, typec_contextI?) |
4   (rule type_stmt_specialI, typec_contextI?) |
5   (rule type_stmt_moveI, (typec_varI, typec_expI)?) |
6   (rule type_stmt_jmpI, typec_expI?) |
7   (rule type_stmt_ifI, (typec_expI, typec_bilI, typec_bilI)?) |
8   (rule type_stmt_whileI, (typec_expI, typec_bilI)?) |
```

¹⁰<https://github.com/BinaryAnalysisPlatform/bap/pull/1588>

Fig. 13. Instantiation of **BIL_inference**.Fig. 15. Instantiation of the **find_symbol**.Fig. 14. Locale instantiation of the **reallocation** examples.Fig. 16. Locale instantiation of the **allocation** examples.

```

9
10 (rule type_bil_emptyI) |
11 (rule type_bil_singleI, typec_bilI?) |
12 (rule type_bil_seqI, (typec_bilI, typec_bilI)?)
13 )

```

The `typec_bilI` method is structured similarly to `sexc_bilI`, albeit with fewer cases. Typing covers both true/false cases for **while** and **if** statements, and does not need to consider additional syntax at this level. Type checking has a much faster proof time than symbolic execution owing to its much smaller ruleset and the fact that it is deterministic. Therefore, many of the backtracking and failed proof attempts present in `sexc` are not present in `typec`. However, it may still run into issues with unknown syntax/definitions or intractable math problems. These are solved by the same means as `sexc_bilI`.

F ADDITIONAL DETAIL ON THE STRUCTURE OF THE LOCALES

In §2, we provided a high-level overview of the locale structure. Throughout this paper, we have progressively introduced parameters and assumptions to these locales, thereby increasing the

complexity of our locale hierarchy. Figs. 13 to 16 offer a more detailed view of how the locale parameters are instantiated. We discuss these instantiations in the text, including the process of discharging the assumptions placed upon parameters of these locales.

We begin with IsABIL’s core framework, which encompasses all the locales given in Fig. 13. The **correctness**, **incorrectness** and **inference_rules** locales (see §5) are all parameterised by big-step semantics (\Rightarrow). The **inference_rules** locale extends both **correctness** and **incorrectness**, ensuring that \Rightarrow remains consistent. Notably, none of these locales impose any assumptions on \Rightarrow .

The **BIL_specification** locale is parameterised by the decode predicate (\mapsto) and introduces a key assumption: that (\mapsto) is deterministic. Formally, we state:

ASSUMPTION 1 (\mapsto IS DETERMINISTIC). *For all BIL programs $prog$, any two instructions ($insn_1$, $insn_2$) decoded from the same program must be equal:*

$$\forall prog\ insn_1\ insn_2. prog \mapsto insn_1 \wedge prog \mapsto insn_2 \implies insn_1 = insn_2$$

Assumption 1 ensures that decode behaves like a real binary, where a given program state yields a unique decoded instruction. However, this does not preclude self-modifying code, which must modify $prog$ to produce a new instruction $insn$.

The **inference_rules** and **BIL_specification** locales are unified in **BIL_inference**, which inherits **BIL_specification**, including \mapsto . The **BIL_inference** locale is parameterised by an auxiliary small-step relation ($\xrightarrow[BIL]{}$) and a set of valid program address ($addr_set$). Additionally, **BIL_inference** defines big-step semantics for BIL (see §6.1) using its parameters, and sublocales **inference_rules** using these big-step semantics. **BIL_inference** adds no additional assumptions beyond Assumption 1 from **BIL_specification**.

Next, we explore the remaining locales which refine **BIL_inference** for specific proof tasks.

AV Rule Examples. The AV Rule examples outlined in §C.1 belong to the same class of proof, employing operational semantics defined in the **find_symbol** locale. The parameter instantiations for these locales are shown in Fig. 15. The **find_symbol** locale extends **BIL_inference**, inheriting \mapsto and $addr_set$ while introducing the parameter, sym_table , which represents a table of symbols in the binary. This symbol table is used to define a concrete small-step semantics for symbol lookup ($\xrightarrow[FS]{}$), as outlined in §C.1. The relation ($\xrightarrow[FS]{}$) is then used to instantiate $\xrightarrow[BIL]{}$, the remaining parameter of **BIL_inference**. Notably, **find_symbol** introduces no additional assumptions.

The program locales (**AV_rule_***) are auto-generated for each example. As described in §4.2, this process:

- fixes the \mapsto parameter to the target locale.
- adds each instruction as an assumption on \mapsto .
- defines both a valid address set ($addr_set$) and a symbol table (sym_table) for the binary.

The proof locales (**AV_rule_*_proof**) extend individual program locales, inheriting their \mapsto parameter and assumptions. This provides access to $addr_set$ and sym_table , which are then used to instantiate the corresponding parameters in **find_symbol**, including its \mapsto parameter. Additional parameters and assumptions may be introduced within the proof locales, depending on the specific example. These are represented as (...) in §C.1 and discussed more generally in §F.1.

Double Free Examples. Fig. 16 details the instantiation of the double free locale parameters. The double free examples from §6.4.1 use the allocation model defined in the **allocation** locale.

The **allocation** locale inherits \mapsto and $addr_set$ from the **BIL_inference** locale directly, while introducing various parameters used in the allocation semantics, namely $next_ptr$, get_ptr , get_sz , is_free and is_alloc , the purpose of these parameters are explained in §6.4.1. From

these parameters, **allocation** assumes that a program state cannot both free and allocated a pointer:

ASSUMPTION 2 (FREE AND ALLOC OPERATIONS ARE MUTUALLY EXCLUSIVE).

$$\neg \text{is_alloc}(x) \vee \neg \text{is_free}(x)$$

These parameters are used to define the auxiliary small-step $\xrightarrow[\mathcal{A}]{BIL}$ for tracking pointer allocations, which then overrides \xrightarrow{BIL} . The operational semantics of $\xrightarrow[\mathcal{A}]{}$ are given in Fig. 8.

Program locales (**double_free_***) are auto-generated for the good and bad examples, this process is the same as the AV Rules explained in the section above.

The proof locales (**double_free_*_proof**) inherit the decode predicate and assumptions from both **allocation** and **double_free_***, adding additional assumptions related to the decoding of malloc and free PLT calls:

ASSUMPTION 3 (DECODE PREDICATE FOR malloc AND free CALLS). *Instead of providing a specific implementation for malloc and free, we provide a minimal abstraction useful for our proofs.*

For a given call to malloc, the program will simply assign a new pointer to the functions return value stored in X10, before jumping to the return address stored in X1.

$$(\Delta, \text{sym_table}[\text{"malloc"}], \text{mem}) \mapsto (\langle \text{addr} = \text{sym_table}[\text{"malloc"}], \text{size} = 4 :: 64, \\ \text{code} = [\text{X10} := \text{next_ptr}(\omega_{\mathcal{A}}), \text{jmp X1}] \rangle)$$

For a given call to free, the program will simply jump to the return address stored in X1.

$$(\Delta, \text{sym_table}[\text{"free"}], \text{mem}) \mapsto (\langle \text{addr} = \text{sym_table}[\text{"free"}], \text{size} = 4 :: 64, \text{code} = [\text{jmp X1}] \rangle)$$

Assumption 3 provides an approximate abstraction of malloc and free, while additional external calls (e.g., printf) are handled similarly.

To instantiate the is_alloc and is_free predicates, we retrieve the program addresses for malloc and free from the sym_table. The get_ptr and get_sz retrieve the value in register X10, which holds the first parameter of each function call (for malloc, this is the requested size; for free, it is the pointer to be freed). The next_ptr function remains as a parameter without additional assumptions. For further details on the parameters instantiations, see §6.4.1. Similar to the **find_symbol** examples, the proof locales may introduce additional parameters and assumptions, as discussed in §F.1.

cURL Examples. Fig. 14 outlines the locale structure of the cURL case studies discussed in §7. These proofs introduce a reallocation model, which extends the allocation model from the double-free examples by adding an additional predicate: is_realloc.

This predicate identifies when a pointer is reallocated and is instantiated similarly to is_alloc and is_free, using the symbol table and the realloc function provided by the auto-generated program locale (**lib_curl**). We then construct proof locales for each function outlined in Fig. 11 and verify their incorrectness compositionally.

F.1 Discharging Runtime Parameters

IsaBIL’s symbolic execution reveals values that are only determined at runtime, indicated as (...) parameters in Figs. 14 to 16. In RISC-V, these include the stack pointer (stack), frame pointer (frame), return address (ret), and the global pointer (global) for global variables stored in memory. We assume all of these are valid 64-bit words, meaning they fall within the range [0, 264). Additionally, to ensure termination, we assume that the return address does not belong to the program’s address set ($\text{ret} \notin \text{addr_set}$).

Each PLT stub contains a dynamically resolved jump address, which points to the target function in memory at runtime for external calls. To handle these external calls symbolically, we retain the decode predicate, allowing us to introduce additional decode rules that mock these calls. For our proofs, this is sufficient; however, if the prover needed to directly call an external function, the process is detailed in §4.2.

Lastly, recall that storage in BIL ($v[w \leftarrow v', sz_{val}]$) is a recursive concatenation of writes on v with the last write being **unknown**[str] : **mem**(sz_{addr}, sz_{val}). Since we do not assume a specific value for str in our proofs, we fix it as a locale parameter.

For example, the **AV_rule_19_proof** locale is defined as:

$$\mathbf{AV_rule_19_proof} = (\mapsto, stack, frame, ret, global, setlocale_jmp, str)$$

Where $setlocale_jmp$ is the dynamically loaded address of the $setlocale$ function. Since there are no restrictions on the stack pointer, we introduce reasonable assumptions to ensure a sound proof. Namely, we assume that the memory reserved for the stack is distinct from the PLT, global variables, and other memory segments, ensuring no unintended overlaps. In the case of 64-bit words, two addresses w_1 and w_2 do not overlap if:

$$(w_1 + 8) < w_2 \vee (w_2 + 8) < w_1$$

For **AV_rule_19_proof**, this means that the frame and return pointers — stored at addresses $stack - 16$ and $stack - 8$, respectively — must not overlap with the address of the PLT table entry for $setlocale_jmp$ (65562). Although these assumptions are not generated automatically, their impact on the automated solver makes them easy to identify in the proof. That is, if an overlap exists, the solver will generate a proof obligation, requiring the human prover to verify whether the given addresses conflict with 65562.

Introducing such assumptions poses the risk of inconsistency — where an instantiation of a locale cannot satisfy all constraints (e.g., assuming both $x = 5$ and $x = 7$). To ensure soundness, we fully instantiate all proof locales. For example, a valid instantiation of **AV_rule_19_proof** is:

$$\mathbf{AV_rule_19_proof} = (\mapsto_{19}, 128, 256, 512, 1024, 2048, \text{“hello”})$$

Where \mapsto_{19} is an inductive predicate that satisfies all the required decode instruction assumptions, including Assumption 1. 128 is the stack pointer, 256 is the frame pointer, 512 is the return address, 1024 is the global pointer, 2048 is $setlocale_jmp$, and “hello” is the arbitrary string for the base program memory (**unknown**[str] : **mem**(sz_{addr}, sz_{val})).

Finally, we must discharge the locale’s assumptions using these values. Since all provided values are valid 64-bit words (i.e., less than 2^{64}), and $setlocale_jmp = 2048$ does not overlap with $stack = 128$, the instantiation is valid.

G HANDLING EXTERNAL BINARIES

Binaries often include links to external code, typically in the form of function calls. Accurately modeling these external calls is crucial for understanding the behavior of the original binary. ISABIL provides two methods for handling externally linked code, depending on the availability of that external code. If the external binary is available, an Isabelle/HOL locale can be generated for the external binary, which is then combined with the existing binary locale through inheritance. If the external binary is not available, we can make assumptions about its behavior and define an approximate implementation using locale assumptions. We give an example for both cases in §G.

EXAMPLE G.1. Consider Binary_A from Example 4.1, which now calls external functions Fun_B and Fun_C from Binary_B and Binary_C, respectively. We have access to Binary_B, but Binary_C has been lost. To resolve these external dependencies, we create a new locale, Binary_ABC, as follows:

```

1 locale Binary_ABC = Binary_A decode + Binary_B decode
2   for decode :: <(var  $\Rightarrow$  val option)  $\times$  word  $\times$  var  $\Rightarrow$  insn  $\Rightarrow$  bool>
3   +
4   assumes decode_Fun_C: <( $\Delta$ , 0x42, mem)  $\mapsto_{\text{prog}}$  ([addr = 0x42 :: 64, size = 4,
5     bil = [X8 := X8 * (5 :: 64), jmp X1]])>

```

Since Binary_B is available, we generate a program locale for it. In Line 1, our new locale Binary_ABC inherits both Binary_A and Binary_B program locales. As Binary_C is unavailable, we cannot generate a program locale for it. However, we know that Fun_C multiplies register X8 by five and then jumps to the return address stored in X1. We also know that this function resides at address 0x42. Thus, we approximate the behavior of Fun_C by fixing an assumption to Binary_ABC that decodes address 0x42 to an BIL sequence that describes the behaviour above, as shown in Lines 4 and 5

While this is a simple example, additional decode assumptions can be added to the locale to model more complex behaviors. Both techniques are further demonstrated in §6.4 and 7.3 and §C.

H TRANSLATION OF RISC-V PROGRAM TO BIL

Translation of a RISC-V program (left) to BIL (right) with BAP, using the RISC-V variable definitions from §6.2.3 to improve readability.

105a4: addi sp, sp, -32	X2 := X2 + (-32::64)
105a6: sd ra, 24(sp)	mem := mem with [X2 + (24::64), el]: 64 \leftarrow X1
105a8: sd s0, 16(sp)	mem := mem with [X2 + (16::64), el]: 64 \leftarrow X8
105aa: addi s0, sp, 32	X8 := X2 + (32::64)
105ac: lui a5, 16	X15 := (65536::64)
105ae: addi a1, a5, 1536	X11 := X15 + (1536::64)
105b2: lui a5, 16	X15 := (65536::64)
105b4: addi a0, a5, 1544	X10 := X15 + (1544::64)
105b8: jal -184	X1 := (67004::64), jmp (66816::64)
105bc: mv a5, a0	X15 := X10
105be: sd a5, -24(s0)	mem := mem with [X8 + (-24::64), el]: 64 \leftarrow X15
105c2: jal -226	X1 := (67014::64), jmp (66784::64)
105c6: mv a5, a0	X15 := X10
105c8: lw a5, 0(a5)	X15 := signed:64[mem[X15, el]:32]
105ca: mv a1, a5	X11 := X15
105cc: lui a5, 16	X15 := (65536::64)
105ce: addi a0, a5, 1568	X10 := X15 + (1568::64)
105d2: jal -226	X1 := (67030::64), jmp (66800::64)
105d6: nop	
105d8: ld ra, 24(sp)	X1 := mem[X2 + (24::64), el]:64
105da: ld s0, 16(sp)	X8 := mem[X2 + (16::64), el]:64
105dc: addi sp, sp, 32	X2 := X2 + (32::64)
105de: ret	jmp X1

I BIL MANUAL

A formal specification for BIL: BIL Instruction Language

October 5, 2018

Contents

1	Introduction	2
2	Syntax	2
2.1	Metavariables	2
2.2	BIL syntax	2
2.3	Bitvector syntax	4
2.4	Value syntax	5
2.5	Context syntax	5
2.6	Formula syntax	5
2.7	Instruction syntax	6
3	Typing	7
4	Operational semantics	10
4.1	Model of a program	10
5	Semantics of statements	10
6	Semantics of expressions	11

1 Introduction

This document describes the syntax and semantics of BAP Instruction Language. The language is used to represent a semantics of machine instructions. Each machine instruction is represented by a BIL program that captures side effect of the instruction.

2 Syntax

2.1 Metavariables

We define a small set of metavariables that are used to denote subscripts, numerals and string literals:

<i>index, m, n</i>	subscripts
<i>id</i>	a literal for variable
<i>num</i>	number literal
<i>string, str</i>	quoted string literal

2.2 BIL syntax

BIL program is represented as a sequence of statements. Each statement performs some side-effectful computation.

<i>bil, seq</i>	$::=$	$\{s_1; \dots; s_n\}$	<i>S</i>
<i>stmt, s</i>	$::=$	$var := exp$ $\mathbf{jmp} \ e$ $\mathbf{cpuexn} \ (num)$ $\mathbf{special} \ (string)$ $\mathbf{while} \ (exp) \ seq$ $\mathbf{if} \ (e) \ seq$ $\mathbf{if} \ (e) \ seq_1 \ \mathbf{else} \ seq_2$	 – assign <i>exp</i> to <i>var</i> – transfer control to a given address <i>e</i> – interrupt CPU with a given interrupt <i>num</i> – instruction with unknown semantics – eval <i>seq</i> while <i>exp</i> is true – eval <i>seq</i> if <i>e</i> is true – if <i>e</i> is true then eval <i>seq</i> ₁ else <i>seq</i> ₂

BIL expressions are side-effect free. Expressions include a usual set of operations on bitvectors, like arithmetic operations and converting bitvectors of one size to bitvectors of another size (casting in BIL parlance). We write $[e_1/var]e_2$ for the capture-avoiding substitution of e_1 for free occurrences of *var* in e_2

<i>exp, e</i>	$::=$	(exp) var $word$ $v[w \leftarrow v' : sz]$ $e_1[e_2, endian] : nat$ $e_1 \mathbf{with} [e_2, endian] : nat \leftarrow e_3$ $e_1 \mathbf{bop} \ e_2$ $\mathbf{uop} \ e_1$ $\mathbf{cast} : nat[e]$ $\mathbf{let} \ var = e_1 \ \mathbf{in} \ e_2$ $\mathbf{unknown} [string] : type$ $\mathbf{ite} \ e_1 \ e_2 \ e_3$	 <i>S</i> – a variable – an immediate value – a memory value – load a value from address e_2 at storage e_1 – update a storage e_1 with binding $e_2 \leftarrow e_3$ – perform binary operation on e_1 and e_2 – perform an unary operation on e_1 – extract or extend bitvector <i>e</i> – bind e_1 to <i>var</i> in expression e_2 – unknown or undefined value of a given <i>type</i> – evaluates to e_2 if e_1 is true else to e_3
---------------	-------	-----------------------------------------------------------------------------------------------------------------------------------------------------------------------------------------------------------------------------------------------------------------------------------------------------------------------------------------------------------	------------------------------------------------------------------------------------------------------------------------------------------------------------------------------------------------------------------------------------------------------------------------------------------------------------------------------------------------------------------------------------------------------------------------------------------------------------------------------------------------------------------------------------------

	extract : $nat_1 : nat_2[e]$	– extract or extend bitvector e
	$e_1 @ e_2$	– concatenate two bitvector e_1 to e_2
	$[e_1/var]e_2$	M – the (capture avoiding) substitution of e_1 for var in e_2
var	::=	
	$id : type$	S
bop	::=	
	aop	– arithmetic operators
	lop	– logical operators
aop	::=	
	$+$	– plus
	$-$	– minus
	$*$	– times
	$/$	– divide
	$\frac{signed}{/}$	– signed divide
	$\%$	– modulo
	$\frac{signed}{\%}$	– signed modulo
	$\&$	– bitwise and
	$ $	– bitwise or
	xor	– bitwise xor
	\ll	– logical shift left
	\gg	– logical shift right
	\ggg	– arithmetic shift right
lop	::=	
	$=$	– equality
	\neq	– non-equality
	$<$	– less than
	\leq	– less than or equal
	$\frac{signed}{<}$	– signed less than
	$\frac{signed}{\leq}$	– signed less than or equal
uop	::=	
	$-$	– unary negation
	\neg	– bitwise complement
$endian, ed$::=	
	el	– little endian
	be	– big endian
$cast$::=	
	low	– extract lower bits
	high	– extract high bits
	signed	– extend with sign bit
	unsigned	– extend with zero

The type system of BIL consists of two type families - immediate values, indexed by a bitwidth, and storagies (aka memories), indexed with address bitwidth and values bitwidth.

$type, t$	$::=$		
		imm $< sz >$	– immediate of size sz
		mem $< sz_1, sz_2 >$	– memory with address size sz_1 and element size sz_2
		$type(v)$	M a function that computes the type of a value

2.3 Bitvector syntax

We define a type of *words*, which are concrete bitvectors represented by a pair of value and size. Many operations on words are required by the semantics and are listed below.

Operations marked with **sbv** are signed. All other operations are unsigned (if it does matter). Operations **ext** and **exts** performs extract/extend operation. The former is unsigned (i.e., it extends with zeros), the latter is signed. This operation extracts bits from a bitvector starting from *hi* and ending with *lo* bit (both ends included). If *hi* is greater than the bitwidth of the bitvector, then it is extended with zeros (for **ext** operation) or with a sign bit (for **exts** operation).

$word, w$	$::=$		
		$num : nat$	M
		(w)	S
		$1 : nat$	S
		true	S – sugar for 1:1
		false	S – sugar for 0:1
		$w_1 \overset{bv}{+} w_2$	S – plus
		$w_1 \overset{bv}{-} w_2$	S – minus
		$w_1 \overset{bv}{*} w_2$	S – times
		$w_1 \overset{bv}{/} w_2$	S – division
		$w_1 \overset{sbv}{/} w_2$	S – signed division
		$w_1 \overset{bv}{\%} w_2$	S – modulo
		$w_1 \overset{sbv}{\%} w_2$	S – signed modulo
		$w_1 \overset{bv}{\ll} w_2$	S – logical shift left
		$w_1 \overset{bv}{\gg} w_2$	S – logical shift right
		$w_1 \overset{bv}{\ggg} w_2$	S – arithmetic shift right
		$w_1 \overset{bv}{\&} w_2$	S – bitwise and
		$w_1 \overset{bv}{ } w_2$	S – bitwise or
		$w_1 \overset{bv}{xor} w_2$	S – bitwise xor
		$w_1 \overset{bv}{<} w_2$	S – less than
		$w_1 \overset{sbv}{<} w_2$	S – signed less than
		$\overset{bv}{-} w$	S – integer negation
		$\overset{bv}{\sim} w$	S – logical negation
		$w_1 \overset{bv}{\cdot} w_2$	S – concatenation
		ext $w \sim hi : sz_1 \sim lo : sz_2$	S – extract/extend
		exts $w \sim hi : sz_1 \sim lo : sz_2$	S – signed extract/extend

2.4 Value syntax

Values are syntactic subset of expressions. They are used to represent expressions that are not reducible.

We have three kinds of values — immediates, represented as bitvectors; unknown values and storages (memories in BIL parlance), represented symbolically as a list of assignments:

$$\begin{array}{lcl} val, v & ::= & \\ & | & word \\ & | & v[w \leftarrow v' : sz] \\ & | & \mathbf{unknown}[string] : type \end{array}$$

2.5 Context syntax

Contexts are used in the typing judgments to specify the types of all variables. While each variable is annotated with its type, the context ensures that all uses of a given variable have the same type.

$$\begin{array}{lcl} \Gamma & ::= & \\ & | & [] \quad \text{— empty} \\ & | & \Gamma, var \quad \text{— extend} \\ & | & [var] \quad S \quad \text{— singleton list} \\ & | & (\Gamma) \quad S \\ & | & \mathbf{dom}(\Delta) \quad M \quad \text{— domain of a runtime binding context} \end{array}$$

2.6 Formula syntax

The following syntax is used to specify symbolic formulas in premises of judgments.

We use Δ to denote set of bindings of variables to values. The Δ context is represented as list of pairs. We write $(var, v) \in \Delta$ to indicate that the value v is the right-most binding of var in Δ . Additionally, we write $\mathbf{dom}(\Delta)$ for Δ 's *domain* (the set of variables for which it contains values).

We also add a small set of operations over natural numbers, like comparison and arithmetics. Natural numbers are mostly used to reason about sizes of bitvectors, that's why they are often referred as *sz*.

We also add syntax for equality comparison for values and variables.

$$\begin{array}{lcl} \Delta & ::= & \\ & | & [] \quad \text{— empty} \\ & | & \Delta[var \leftarrow val] \quad \text{— extend} \end{array}$$

$$\begin{array}{lcl} formula & ::= & \\ & | & judgement \\ & | & (formula) \quad M \\ & | & v_1 \neq v_2 \quad M \\ & | & var_1 \neq var_2 \quad M \\ & | & w_1 <> w_2 \quad M \\ & | & nat_1 > nat_2 \quad M \\ & | & nat_1 = nat_2 \quad M \\ & | & nat_1 \geq nat_2 \quad M \\ & | & nat_1 \% sz = 0 \quad M \\ & | & t_1 = t_2 \quad M \\ & | & e_1 \stackrel{\text{def}}{:=} e_2 \quad M \end{array}$$

	$(var, val) \in \Delta$	M
	$var \notin \text{dom}(\Delta)$	M
	$var \in \Gamma$	M
	$id \notin \text{dom}(\Gamma)$	M

nat, sz	$::=$	
	0	M
	1	M
	8	M
	$nat_1 + nat_2$	M
	$nat_1 - nat_2$	M
	(nat)	M

2.7 Instruction syntax

To reason about the whole program we introduce a syntax for instruction. An instruction is a binary sequence of w_2 bytes, that was read by a decoder from an address w_1 . The semantics of an instruction is described by the *bil* program.

$insn$	$::=$	
	$\{\mathbf{addr} = w_1; \mathbf{size} = w_2; \mathbf{code} = bil\}$	S

3 Typing

This section defines typing rules for BIL programs. We define four judgements: $\Gamma \vdash \text{bil is ok}$ for programs, $\Gamma \vdash s \text{ is ok}$ for statements, $\Gamma \vdash e :: t$ for expressions, and $\Gamma \text{ is ok}$ for contexts.

BIL statement-level variables represent global state, and are implicitly declared at their first use. While variables carry their type with them, it is still necessary to track them in a context during type checking. This is required to rule out programs like:

```
if (foo) then {x:imm<1> = 0} else {x:imm<32> = 42};
bar
```

Such a program would leave the type associated with `x` unclear in `bar`. This is ruled out because the typing rules are set up such that $\Gamma \vdash \text{bil is ok}$ implies $\Gamma \text{ is ok}$, which requires that each variable has a single type.

$\Gamma \vdash \text{bil is ok}$

$$\frac{\Gamma \vdash \text{stmt is ok}}{\Gamma \vdash \{\text{stmt}\} \text{ is ok}} \quad \text{T_SEQ_ONE}$$

$$\frac{\begin{array}{c} \Gamma \vdash s_1 \text{ is ok} \\ \Gamma \vdash \{s_2; \dots; s_n\} \text{ is ok} \end{array}}{\Gamma \vdash \{s_1; s_2; \dots; s_n\} \text{ is ok}} \quad \text{T_SEQ_REC}$$

$\Gamma \vdash \text{stmt is ok}$

$$\frac{\begin{array}{c} \Gamma \vdash \text{var} :: t \\ \Gamma \vdash \text{exp} :: t \end{array}}{\Gamma \vdash \text{var} := \text{exp is ok}} \quad \text{T_MOVE}$$

$$\frac{\Gamma \vdash \text{exp} :: \text{imm} < \text{nat} >}{\Gamma \vdash \text{jmp exp is ok}} \quad \text{T_JMP}$$

$$\frac{\Gamma \text{ is ok}}{\Gamma \vdash \text{cpuexn}(\text{num}) \text{ is ok}} \quad \text{T_CPUEXN}$$

$$\frac{\Gamma \text{ is ok}}{\Gamma \vdash \text{special}(\text{str}) \text{ is ok}} \quad \text{T_SPECIAL}$$

$$\frac{\begin{array}{c} \Gamma \vdash e :: \text{imm} < 1 > \\ \Gamma \vdash \text{seq is ok} \end{array}}{\Gamma \vdash \text{while}(e)\text{seq is ok}} \quad \text{T_WHILE}$$

$$\frac{\begin{array}{c} \Gamma \vdash e :: \text{imm} < 1 > \\ \Gamma \vdash \text{seq is ok} \end{array}}{\Gamma \vdash \text{if}(e)\text{seq is ok}} \quad \text{T_IFTHEN}$$

$$\frac{\begin{array}{c} \Gamma \vdash e :: \text{imm} < 1 > \\ \Gamma \vdash \text{seq}_1 \text{ is ok} \\ \Gamma \vdash \text{seq}_2 \text{ is ok} \end{array}}{\Gamma \vdash \text{if}(e)\text{seq}_1 \text{ else seq}_2 \text{ is ok}} \quad \text{T_IF}$$

$\Gamma \vdash \text{exp} :: \text{type}$

$$\frac{\begin{array}{c} \text{id} : t \in \Gamma \\ \Gamma \text{ is ok} \end{array}}{\Gamma \vdash \text{id} : t :: t} \quad \text{T_VAR}$$

$$\begin{array}{c}
\frac{sz > 0 \quad \Gamma \text{ is ok}}{\Gamma \vdash num : sz :: \mathbf{imm} < sz >} \quad \text{T_INT} \\
\\
\frac{sz > 0 \quad nat > 0 \quad \Gamma \vdash v :: \mathbf{mem} < nat, sz > \quad \Gamma \vdash v' :: \mathbf{imm} < sz >}{\Gamma \vdash v[num_1 : nat \leftarrow v' : sz] :: \mathbf{mem} < nat, sz >} \quad \text{T_MEM} \\
\\
\frac{sz' \% sz = 0 \quad sz' > 0 \quad \Gamma \vdash e_1 :: \mathbf{mem} < nat, sz > \quad \Gamma \vdash e_2 :: \mathbf{imm} < nat >}{\Gamma \vdash e_1[e_2, ed] : sz' :: \mathbf{imm} < sz' >} \quad \text{T_LOAD} \\
\\
\frac{sz' \% sz = 0 \quad sz' > 0 \quad \Gamma \vdash e_1 :: \mathbf{mem} < nat, sz > \quad \Gamma \vdash e_2 :: \mathbf{imm} < nat > \quad \Gamma \vdash e_3 :: \mathbf{imm} < sz' >}{\Gamma \vdash e_1 \text{ with } [e_2, ed] : sz' \leftarrow e_3 :: \mathbf{mem} < nat, sz >} \quad \text{T_STORE} \\
\\
\frac{\Gamma \vdash e_1 :: \mathbf{imm} < sz > \quad \Gamma \vdash e_2 :: \mathbf{imm} < sz >}{\Gamma \vdash e_1 \text{ aop } e_2 :: \mathbf{imm} < sz >} \quad \text{T_AOP} \\
\\
\frac{\Gamma \vdash e_1 :: \mathbf{imm} < sz > \quad \Gamma \vdash e_2 :: \mathbf{imm} < sz >}{\Gamma \vdash e_1 \text{ lop } e_2 :: \mathbf{imm} < 1 >} \quad \text{T_LOP} \\
\\
\frac{\Gamma \vdash e_1 :: \mathbf{imm} < sz >}{\Gamma \vdash uop e_1 :: \mathbf{imm} < sz >} \quad \text{T_UOP} \\
\\
\frac{sz > 0 \quad sz \geq nat \quad \Gamma \vdash e :: \mathbf{imm} < nat >}{\Gamma \vdash widen_cast : sz[e] :: \mathbf{imm} < sz >} \quad \text{T_CAST_WIDEN} \\
\\
\frac{sz > 0 \quad nat \geq sz \quad \Gamma \vdash e :: \mathbf{imm} < nat >}{\Gamma \vdash narrow_cast : sz[e] :: \mathbf{imm} < sz >} \quad \text{T_CAST_NARROW} \\
\\
\frac{\Gamma \vdash e_1 :: t \quad \Gamma, id : t \vdash e_2 :: t'}{\Gamma \vdash \text{let } id : t = e_1 \text{ in } e_2 :: t'} \quad \text{T_LET} \\
\\
\frac{t \text{ is ok} \quad \Gamma \text{ is ok}}{\Gamma \vdash \text{unknown}[str] : t :: t} \quad \text{T_UNKNOWN} \\
\\
\frac{\Gamma \vdash e_1 :: \mathbf{imm} < 1 > \quad \Gamma \vdash e_2 :: t \quad \Gamma \vdash e_3 :: t}{\Gamma \vdash \text{ite } e_1 e_2 e_3 :: t} \quad \text{T_ITE}
\end{array}$$

$$\frac{\Gamma \vdash e :: \mathbf{imm} < sz > \quad sz_1 \geq sz_2}{\Gamma \vdash \mathbf{extract} : sz_1 : sz_2[e] :: \mathbf{imm} < sz_1 - sz_2 + 1 >} \quad \text{T_EXTRACT}$$

$$\frac{\Gamma \vdash e_1 :: \mathbf{imm} < sz_1 > \quad \Gamma \vdash e_2 :: \mathbf{imm} < sz_2 >}{\Gamma \vdash e_1 @ e_2 :: \mathbf{imm} < sz_1 + sz_2 >} \quad \text{T_CONCAT}$$

$t \mathbf{is ok}$

$$\frac{sz > 0}{\mathbf{imm} < sz > \mathbf{is ok}} \quad \text{TWF_IMM}$$

$$\frac{\begin{array}{c} nat > 0 \\ sz > 0 \end{array}}{\mathbf{mem} < nat, sz > \mathbf{is ok}} \quad \text{TWF_MEM}$$

$\Gamma \mathbf{is ok}$

$$\overline{\square \mathbf{is ok}} \quad \text{TG_NIL}$$

$$\frac{\begin{array}{c} id \notin \text{dom}(\Gamma) \\ t \mathbf{is ok} \\ \Gamma \mathbf{is ok} \end{array}}{(\Gamma, id : t) \mathbf{is ok}} \quad \text{TG_CONS}$$

4 Operational semantics

4.1 Model of a program

Program is coinductively defined as an infinite stream of program states, produced by a step rule. Each state is represented with a triplet (Δ, w, var) , where Δ is a mapping from variables to values, w is a program counter, and var is a variable denoting currently active memory.

The **step** rule defines how a machine instruction is evaluated. We use “magic” rule **decode** that fetches instructions from the memory and decodes them to a BIL program.

The BIL code is evaluated using reduction rules of statements (see section 5). Then the program counter is updated with the w_3 , that initially points to a byte following current instruction.

$$\boxed{\Delta, w, var \rightsquigarrow \Delta', w', var'}$$

$$\frac{\begin{array}{c} \Delta, w, var \mapsto \{ \mathbf{addr} = w_1; \mathbf{size} = w_2; \mathbf{code} = bil \} \\ \Delta, w_1 + w_2 \stackrel{bv}{\vdash} bil \rightsquigarrow \Delta', w_3, \{ \} \end{array}}{\Delta, w, var \rightsquigarrow \Delta', w_3, var} \quad \text{STEP}$$

$$\boxed{\Delta, w, var \mapsto insn}$$

$$\overline{\Delta, w, var \mapsto insn} \quad \text{DECODE}$$

5 Semantics of statements

The reduction rule defines transformation of a state for each statement. The state of the reduction rule consists of a pair (Δ, w) , where Δ is a mapping from variables to values and w is an address of a next instruction.

Two statements affect the state: **Move** statement introduces new $var \leftarrow v$ binding in Δ , and **Jmp** affects program counter.

The **if** and **while** instructions introduce local control flow.

There is no special semantics associated with **special** and **cpuexn** statements.

$$\boxed{\Delta, word \vdash stmt \rightsquigarrow \Delta', word'}$$

$$\frac{\Delta \vdash e \rightsquigarrow^* v}{\Delta, w \vdash var := e \rightsquigarrow \Delta[var \leftarrow v], w} \quad \text{MOVE}$$

$$\frac{\Delta \vdash e \rightsquigarrow^* w'}{\Delta, w \vdash \mathbf{jmp} \, e \rightsquigarrow \Delta, w'} \quad \text{JMP}$$

$$\frac{}{\Delta, w \vdash \mathbf{cpuexn} \, (num) \rightsquigarrow \Delta, w} \quad \text{CPUEXN}$$

$$\frac{}{\Delta, w \vdash \mathbf{special} \, (str) \rightsquigarrow \Delta, w} \quad \text{SPECIAL}$$

$$\frac{\begin{array}{c} \Delta \vdash e \rightsquigarrow^* \mathbf{true} \\ \Delta, word \vdash seq \rightsquigarrow \Delta', word', \{ \} \end{array}}{\Delta, word \vdash \mathbf{if} \, (e) seq \rightsquigarrow \Delta', word'} \quad \text{IFTHEN_TRUE}$$

$$\frac{\begin{array}{c} \Delta \vdash e \rightsquigarrow^* \mathbf{true} \\ \Delta, word \vdash seq \rightsquigarrow \Delta', word', \{ \} \end{array}}{\Delta, word \vdash \mathbf{if} \, (e) seq \mathbf{else} seq_1 \rightsquigarrow \Delta', word'} \quad \text{IF_TRUE}$$

$$\frac{\begin{array}{c} \Delta \vdash e \rightsquigarrow^* \mathbf{false} \\ \Delta, word \vdash seq \rightsquigarrow \Delta', word', \{ \} \end{array}}{\Delta, word \vdash \mathbf{if} \, (e) seq_1 \mathbf{else} seq \rightsquigarrow \Delta', word'} \quad \text{IF_FALSE}$$

$$\begin{array}{c}
\Delta_1 \vdash e \rightsquigarrow^* \mathbf{true} \\
\Delta_1, word_1 \vdash seq \rightsquigarrow \Delta_2, word_2, \{ \} \\
\Delta_2, word_2 \vdash \mathbf{while}(e)seq \rightsquigarrow \Delta_3, word_3 \\
\hline
\Delta_1, word_1 \vdash \mathbf{while}(e)seq \rightsquigarrow \Delta_3, word_3 \quad \text{WHILE} \\
\\
\Delta \vdash e \rightsquigarrow^* \mathbf{false} \\
\hline
\Delta, word \vdash \mathbf{while}(e)seq \rightsquigarrow \Delta, word \quad \text{WHILE_FALSE} \\
\\
\boxed{\Delta, word \vdash seq \rightsquigarrow \Delta', word', seq'} \\
\\
\Delta, word \vdash s_1 \rightsquigarrow \Delta', word' \\
\hline
\Delta, word \vdash \{s_1; s_2; \dots; s_n\} \rightsquigarrow \Delta', word', \{s_2; \dots; s_n\} \quad \text{SEQ_REC} \\
\\
\Delta, word \vdash s_1 \rightsquigarrow \Delta', word' \\
\hline
\Delta, word \vdash \{s_1; s_2\} \rightsquigarrow \Delta', word', \{s_2\} \quad \text{SEQ_LAST} \\
\\
\Delta, word \vdash s_1 \rightsquigarrow \Delta', word' \\
\hline
\Delta, word \vdash \{s_1\} \rightsquigarrow \Delta', word', \{ \} \quad \text{SEQ_ONE} \\
\\
\Delta, word \vdash \{ \} \rightsquigarrow \Delta, word, \{ \} \quad \text{SEQ_NIL}
\end{array}$$

6 Semantics of expressions

This section describes a small step operational semantics for expressions. A symbolic formula $\Delta \vdash e \rightarrow e'$ defines a step of transformation from expression e to an expression e' under given context Δ .

A well formed (well typed) expression evaluates to a value expression, that is syntactic subset of expression grammar (see section 2.4).

A value can be either an immediate, represented by a bitvector, a unknown value, or a memory storage.

A memory storage is represented symbolically as a sequence of storages to the originally undefined memory. Each storage operation of size greater than 8 bits is desugared into a sequence of 8 bit storages in a big endian order.

A load operation will first reduce all sub expressions of a memory object to values and then recursively destruct the object until one of the following conditions is met:

load-byte: if the memory object is a storage of a **value** to an immediate (known) address that we're trying to load then the load expression is reduced to **value**.

load-un-memory: if the memory object is an **unknown** value, then the load expression evaluates to **unknown**.

load-un-addr: if the memory object is a storage to **unknown** value address then load expression evaluates to **unknown**.

This section also defines $\Delta \vdash e_1 \rightsquigarrow^* e_2$. This relation is the reflexive, transitive closure of \rightsquigarrow . It is useful to describe reductions that may take many steps. For example, in the evaluation rules for statements, it is often necessary to evaluate an expression completely to a value. The \rightsquigarrow^* relation is used to allow reductions that take an indeterminate number of individual \rightsquigarrow steps. Such a derivation can be built with repeated use of the REDUCE rule.

Some evaluation rules depend on the type of a value. Since there are two canonical forms for each type, we avoid duplicating each rule by defining the following metafunction:

$\boxed{type(v)}$ a function that computes the type of a value

$$\begin{aligned}
\text{type}(v[num_1 : nat \leftarrow v' : sz]) &\equiv \mathbf{mem} < nat, sz > \\
\text{type}(num : nat) &\equiv \mathbf{imm} < nat > \\
\text{type}(\mathbf{unknown}[str] : t) &\equiv t
\end{aligned}$$

$$\boxed{\Delta \vdash exp \rightsquigarrow exp'}$$

$$\begin{array}{c}
\frac{(var, v) \in \Delta}{\Delta \vdash var \rightsquigarrow v} \quad \text{VAR_IN} \\
\\
\frac{id : \text{type} \notin \text{dom}(\Delta)}{\Delta \vdash id : \text{type} \rightsquigarrow \mathbf{unknown}[str] : \text{type}} \quad \text{VAR_UNKNOWN} \\
\\
\frac{\Delta \vdash e_2 \rightsquigarrow e'_2}{\Delta \vdash e_1[e_2, ed] : sz \rightsquigarrow e_1[e'_2, ed] : sz} \quad \text{LOAD_STEP_ADDR} \\
\\
\frac{\Delta \vdash e_1 \rightsquigarrow e'_1}{\Delta \vdash e_1[v_2, ed] : sz \rightsquigarrow e'_1[v_2, ed] : sz} \quad \text{LOAD_STEP_MEM} \\
\\
\frac{}{\Delta \vdash v[w \leftarrow v' : sz][w, ed'] : sz \rightsquigarrow v'} \quad \text{LOAD_BYTE} \\
\\
\frac{w_1 \neq w_2}{\Delta \vdash v[w_1 \leftarrow v' : sz][w_2, ed] : sz \rightsquigarrow v[w_2, ed] : sz} \quad \text{LOAD_BYTE_FROM_NEXT} \\
\\
\frac{}{\Delta \vdash (\mathbf{unknown}[str] : t)[v, ed] : sz \rightsquigarrow \mathbf{unknown}[str] : \mathbf{imm} < sz >} \quad \text{LOAD_UN_MEM} \\
\\
\frac{}{\Delta \vdash (v[w_1 \leftarrow v' : sz])[\mathbf{unknown}[str] : t, ed] : sz' \rightsquigarrow \mathbf{unknown}[str] : \mathbf{imm} < sz' >} \quad \text{LOAD_UN_ADDR} \\
\\
\frac{\begin{array}{l} sz' > sz \\ \mathbf{succ} w = w' \\ \text{type}(v) = \mathbf{mem} < nat, sz > \end{array}}{\Delta \vdash v[w, \mathbf{be}] : sz' \rightsquigarrow v[w, \mathbf{be}] : sz @ (v[w', \mathbf{be}] : (sz' - sz))} \quad \text{LOAD_WORD_BE} \\
\\
\frac{\begin{array}{l} sz' > sz \\ \mathbf{succ} w = w' \\ \text{type}(v) = \mathbf{mem} < nat, sz > \end{array}}{\Delta \vdash v[w, \mathbf{el}] : sz' \rightsquigarrow v[w', \mathbf{el}] : (sz' - sz) @ (v[w, \mathbf{be}] : sz)} \quad \text{LOAD_WORD_EL} \\
\\
\frac{\Delta \vdash e_3 \rightsquigarrow e'_3}{\Delta \vdash e_1 \mathbf{with}[e_2, ed] : sz \leftarrow e_3 \rightsquigarrow e_1 \mathbf{with}[e_2, ed] : sz \leftarrow e'_3} \quad \text{STORE_STEP_VAL} \\
\\
\frac{\Delta \vdash e_2 \rightsquigarrow e'_2}{\Delta \vdash e_1 \mathbf{with}[e_2, ed] : sz \leftarrow v_3 \rightsquigarrow e_1 \mathbf{with}[e'_2, ed] : sz \leftarrow v_3} \quad \text{STORE_STEP_ADDR} \\
\\
\frac{\Delta \vdash e_1 \rightsquigarrow e'_1}{\Delta \vdash e_1 \mathbf{with}[v_2, ed] : sz \leftarrow v_3 \rightsquigarrow e'_1 \mathbf{with}[v_2, ed] : sz \leftarrow v_3} \quad \text{STORE_STEP_MEM} \\
\\
\frac{\begin{array}{l} sz' > sz \\ \mathbf{succ} w = w' \\ \text{type}(v) = \mathbf{mem} < nat, sz > \\ e_1 \stackrel{\text{def}}{:=} (v \mathbf{with}[w, \mathbf{be}] : sz \leftarrow \mathbf{high} : sz[val]) \end{array}}{\Delta \vdash v \mathbf{with}[w, \mathbf{be}] : sz' \leftarrow val \rightsquigarrow e_1 \mathbf{with}[w', \mathbf{be}] : (sz' - sz) \leftarrow \mathbf{low} : (sz' - sz)[val]} \quad \text{STORE_WORD_BE} \\
\\
\frac{\begin{array}{l} sz' > sz \\ \mathbf{succ} w = w' \\ \text{type}(v) = \mathbf{mem} < nat, sz > \\ e_1 \stackrel{\text{def}}{:=} (v \mathbf{with}[w, \mathbf{el}] : sz \leftarrow \mathbf{low} : sz[val]) \end{array}}{\Delta \vdash v \mathbf{with}[w, \mathbf{el}] : sz' \leftarrow val \rightsquigarrow e_1 \mathbf{with}[w', \mathbf{el}] : (sz' - sz) \leftarrow \mathbf{high} : (sz' - sz)[val]} \quad \text{STORE_WORD_EL}
\end{array}$$

$$\begin{array}{c}
\frac{\text{type}(v) = \mathbf{mem} < \mathbf{nat}, sz >}{\Delta \vdash v \mathbf{with} [w, ed] : sz \leftarrow v' \rightsquigarrow v[w \leftarrow v' : sz]} \quad \text{STORE_VAL} \\
\\
\frac{\text{type}(v) = t}{\Delta \vdash v \mathbf{with} [\mathbf{unknown}[str] : t', ed] : sz' \leftarrow v_2 \rightsquigarrow \mathbf{unknown}[str] : t} \quad \text{STORE_UN_ADDR} \\
\\
\frac{\Delta \vdash e_1 \rightsquigarrow e'_1}{\Delta \vdash \mathbf{let} \text{ var} = e_1 \mathbf{in} e_2 \rightsquigarrow \mathbf{let} \text{ var} = e'_1 \mathbf{in} e_2} \quad \text{LET_STEP} \\
\\
\frac{}{\Delta \vdash \mathbf{let} \text{ var} = v \mathbf{in} e \rightsquigarrow [v/\text{var}]e} \quad \text{LET} \\
\\
\frac{\Delta \vdash e_1 \rightsquigarrow e'_1}{\Delta \vdash \mathbf{ite} e_1 v_2 v_3 \rightsquigarrow \mathbf{ite} e'_1 v_2 v_3} \quad \text{ITE_STEP_COND} \\
\\
\frac{\Delta \vdash e_2 \rightsquigarrow e'_2}{\Delta \vdash \mathbf{ite} e_1 e_2 v_3 \rightsquigarrow \mathbf{ite} e_1 e'_2 v_3} \quad \text{ITE_STEP_THEN} \\
\\
\frac{\Delta \vdash e_3 \rightsquigarrow e'_3}{\Delta \vdash \mathbf{ite} e_1 e_2 e_3 \rightsquigarrow \mathbf{ite} e_1 e_2 e'_3} \quad \text{ITE_STEP_ELSE} \\
\\
\frac{}{\Delta \vdash \mathbf{ite} \mathbf{true} v_2 v_3 \rightsquigarrow v_2} \quad \text{ITE_TRUE} \\
\\
\frac{}{\Delta \vdash \mathbf{ite} \mathbf{false} v_2 v_3 \rightsquigarrow v_3} \quad \text{ITE_FALSE} \\
\\
\frac{\text{type}(v_2) = t'}{\Delta \vdash \mathbf{ite} \mathbf{unknown}[str] : t v_2 v_3 \rightsquigarrow \mathbf{unknown}[str] : t'} \quad \text{ITE_UNK} \\
\\
\frac{\Delta \vdash e_2 \rightsquigarrow e'_2}{\Delta \vdash v_1 \mathbf{bop} e_2 \rightsquigarrow v_1 \mathbf{bop} e'_2} \quad \text{BOP_RHS} \\
\\
\frac{\Delta \vdash e_1 \rightsquigarrow e'_1}{\Delta \vdash e_1 \mathbf{bop} e_2 \rightsquigarrow e'_1 \mathbf{bop} e_2} \quad \text{BOP_LHS} \\
\\
\frac{}{\Delta \vdash e \mathbf{aop} \mathbf{unknown}[str] : t \rightsquigarrow \mathbf{unknown}[str] : t} \quad \text{AOP_UNK_RHS} \\
\\
\frac{}{\Delta \vdash \mathbf{unknown}[str] : t \mathbf{aop} e \rightsquigarrow \mathbf{unknown}[str] : t} \quad \text{AOP_UNK_LHS} \\
\\
\frac{}{\Delta \vdash e \mathbf{lop} \mathbf{unknown}[str] : t \rightsquigarrow \mathbf{unknown}[str] : \mathbf{imm} < 1 >} \quad \text{LOP_UNK_RHS} \\
\\
\frac{}{\Delta \vdash \mathbf{unknown}[str] : t \mathbf{lop} e \rightsquigarrow \mathbf{unknown}[str] : \mathbf{imm} < 1 >} \quad \text{LOP_UNK_LHS} \\
\\
\frac{}{\Delta \vdash w_1 + w_2 \rightsquigarrow w_1 + w_2} \quad \text{PLUS} \\
\\
\frac{}{\Delta \vdash w_1 - w_2 \rightsquigarrow w_1 - w_2} \quad \text{MINUS} \\
\\
\frac{}{\Delta \vdash w_1 * w_2 \rightsquigarrow w_1 * w_2} \quad \text{TIMES} \\
\\
\frac{}{\Delta \vdash w_1 / w_2 \rightsquigarrow w_1 / w_2} \quad \text{DIV} \\
\\
\frac{}{\Delta \vdash w_1 \text{ / } w_2 \rightsquigarrow w_1 \text{ / } w_2} \quad \text{SDIV} \\
\\
\frac{}{\Delta \vdash w_1 \% w_2 \rightsquigarrow w_1 \% w_2} \quad \text{MOD}
\end{array}$$

$\frac{}{\Delta \vdash w_1 \overset{\text{signed}}{\%} w_2 \rightsquigarrow w_1 \overset{sbv}{\%} w_2}$	SMOD
$\frac{}{\Delta \vdash w_1 \ll w_2 \rightsquigarrow w_1 \overset{bv}{\ll} w_2}$	LSL
$\frac{}{\Delta \vdash w_1 \gg w_2 \rightsquigarrow w_1 \overset{bv}{\gg} w_2}$	LSR
$\frac{}{\Delta \vdash w_1 \ggg w_2 \rightsquigarrow w_1 \overset{bv}{\ggg} w_2}$	ASR
$\frac{}{\Delta \vdash w_1 \& w_2 \rightsquigarrow w_1 \overset{bv}{\&} w_2}$	LAND
$\frac{}{\Delta \vdash w_1 w_2 \rightsquigarrow w_1 \overset{bv}{ } w_2}$	LOR
$\frac{}{\Delta \vdash w_1 \mathbf{xor} w_2 \rightsquigarrow w_1 \overset{bv}{xor} w_2}$	XOR
$\frac{}{\Delta \vdash w = w \rightsquigarrow \mathbf{true}}$	EQ_SAME
$\frac{w_1 <> w_2}{\Delta \vdash w_1 = w_2 \rightsquigarrow \mathbf{false}}$	EQ_DIFF
$\frac{}{\Delta \vdash w \neq w \rightsquigarrow \mathbf{false}}$	NEQ_SAME
$\frac{w_1 <> w_2}{\Delta \vdash w_1 \neq w_2 \rightsquigarrow \mathbf{true}}$	NEQ_DIFF
$\frac{}{\Delta \vdash w_1 < w_2 \rightsquigarrow w_1 \overset{bv}{<} w_2}$	LESS
$\frac{}{\Delta \vdash w_1 \leq w_2 \rightsquigarrow (w_1 < w_2) (w_1 = w_2)}$	LESS_EQ
$\frac{}{\Delta \vdash w_1 \overset{\text{signed}}{<} w_2 \rightsquigarrow w_1 \overset{sbv}{<} w_2}$	SIGNED_LESS
$\frac{}{\Delta \vdash w_1 \overset{\text{signed}}{\leq} w_2 \rightsquigarrow (w_1 = w_2) \& (w_1 \overset{\text{signed}}{<} w_2)}$	SIGNED_LESS_EQ
$\frac{\Delta \vdash e \rightsquigarrow e'}{\Delta \vdash uop\ e \rightsquigarrow uop\ e'}$	UOP
$\frac{}{\Delta \vdash uop\ \mathbf{unknown}[str] : t \rightsquigarrow \mathbf{unknown}[str] : t}$	UOP_UNK
$\frac{}{\Delta \vdash \neg w \rightsquigarrow \overset{bv}{\sim} w}$	NOT
$\frac{}{\Delta \vdash - w \rightsquigarrow \overset{bv}{-} w}$	NEG
$\frac{\Delta \vdash e_2 \rightsquigarrow e'_2}{\Delta \vdash e_1 @ e_2 \rightsquigarrow e_1 @ e'_2}$	CONCAT_RHS
$\frac{\Delta \vdash e_1 \rightsquigarrow e'_1}{\Delta \vdash e_1 @ v_2 \rightsquigarrow e'_1 @ v_2}$	CONCAT_LHS
$\frac{type(v_2) = \mathbf{imm} < sz_1 > @ v_2 \rightsquigarrow \mathbf{unknown}[str] : \mathbf{imm} < sz_1 + sz_2 >}{\Delta \vdash \mathbf{unknown}[str] : \mathbf{imm} < sz_1 > @ v_2 \rightsquigarrow \mathbf{unknown}[str] : \mathbf{imm} < sz_1 + sz_2 >}$	CONCAT_LHS_UN

$$\begin{array}{c}
\frac{\text{type}(v_1) = \mathbf{imm} \langle sz_1 \rangle}{\Delta \vdash v_1 @ \mathbf{unknown}[str] : \mathbf{imm} \langle sz_2 \rangle \rightsquigarrow \mathbf{unknown}[str] : \mathbf{imm} \langle sz_1 + sz_2 \rangle} \text{CONCAT_RHS_UN} \\
\\
\frac{}{\Delta \vdash w_1 @ w_2 \rightsquigarrow w_1 \overset{bv}{\cdot} w_2} \text{CONCAT} \\
\\
\frac{\Delta \vdash e \rightsquigarrow e'}{\Delta \vdash \mathbf{extract} : sz_1 : sz_2[e] \rightsquigarrow \mathbf{extract} : sz_1 : sz_2[e']} \text{EXTRACT_REDUCE} \\
\\
\frac{}{\Delta \vdash \mathbf{extract} : sz_1 : sz_2[\mathbf{unknown}[str] : t] \rightsquigarrow \mathbf{unknown}[str] : \mathbf{imm} \langle (sz_1 - sz_2) + 1 \rangle} \text{EXTRACT_UN} \\
\\
\frac{}{\Delta \vdash \mathbf{extract} : sz_1 : sz_2[w] \rightsquigarrow \mathbf{ext} w \sim \mathbf{hi} : sz_1 \sim \mathbf{lo} : sz_2} \text{EXTRACT} \\
\\
\frac{\Delta \vdash e \rightsquigarrow e'}{\Delta \vdash \mathbf{cast} : sz[e] \rightsquigarrow \mathbf{cast} : sz[e']} \text{CAST_REDUCE} \\
\\
\frac{}{\Delta \vdash \mathbf{cast} : sz[\mathbf{unknown}[str] : t] \rightsquigarrow \mathbf{unknown}[str] : \mathbf{imm} \langle sz \rangle} \text{CAST_UNK} \\
\\
\frac{}{\Delta \vdash \mathbf{low} : sz[w] \rightsquigarrow \mathbf{ext} w \sim \mathbf{hi} : (sz - 1) \sim \mathbf{lo} : 0} \text{CAST_LOW} \\
\\
\frac{}{\Delta \vdash \mathbf{high} : sz[num : sz'] \rightsquigarrow \mathbf{ext} num : sz' \sim \mathbf{hi} : (sz' - 1) \sim \mathbf{lo} : (sz' - sz)} \text{CAST_HIGH} \\
\\
\frac{}{\Delta \vdash \mathbf{signed} : sz[w] \rightsquigarrow \mathbf{exts} w \sim \mathbf{hi} : (sz - 1) \sim \mathbf{lo} : 0} \text{CAST_SIGNED} \\
\\
\frac{}{\Delta \vdash \mathbf{unsigned} : sz[w] \rightsquigarrow \mathbf{ext} w \sim \mathbf{hi} : (sz - 1) \sim \mathbf{lo} : 0} \text{CAST_UNSIGNED} \\
\\
\boxed{\mathbf{succ} w_1 = exp} \\
\\
\frac{}{\mathbf{succ} num : sz = num : sz + 1 : sz} \overset{bv}{\text{SUCC}} \\
\\
\boxed{\Delta \vdash exp \rightsquigarrow^* exp'} \\
\\
\frac{}{\Delta \vdash e \rightsquigarrow^* e} \text{REFL} \\
\\
\frac{\Delta \vdash e_1 \rightsquigarrow e_2 \quad \Delta \vdash e_2 \rightsquigarrow^* e_3}{\Delta \vdash e_1 \rightsquigarrow^* e_3} \text{REDUCE}
\end{array}$$