

How Irrationality Shapes Nash Equilibria: A Prospect-Theoretic Perspective*

Ashok Krishnan K.S.¹, Hélène Le Cadre², and Ana Bušić³

¹Inria, Paris, France.

²Inria, Univ. Lille, CNRS, Centrale Lille, UMR 9189 CRISTAL, F-59000, Lille, France.

³Inria and DI ENS, École Normale Supérieure, PSL Research University, Paris, France.

Abstract

Noncooperative games with uncertain payoffs have been classically studied under the expected-utility theory framework, which relies on the strong assumption that agents behave rationally. However, simple experiments on human decision makers found them to be not fully rational, due to their subjective risk perception. Prospect theory was proposed as an empirically-grounded model to incorporate irrational behaviours into game-theoretic models. But, how prospect theory shapes the set of Nash equilibria when considering irrational agents, is still poorly understood. To this end, we study how prospect theoretic transformations may generate new equilibria while eliminating existing ones. Focusing on aggregative games, we show that capturing users' irrationality can preserve symmetric equilibria while causing the vanishing of asymmetric equilibria. Further, there exist value functions which map uncountable sets of equilibria in the expected-utility maximization framework to finite sets. This last result may shape some equilibrium selection theories for human-in-the-loop systems where computing a single equilibrium is insufficient and comparison of equilibria is needed.

1 Introduction

Game theory aims to model and analyze the outcomes of interactions between strategic agents in competition. Game theory has been applied to diverse fields, most prominently in economics [1, 2]. The most commonly used paradigm in game theory is the von Neumann-Morgenstern expected utility (EUT) maximization [3], which considers rational agents working with expected utilities. Under the EUT paradigm, when faced with a choice between different prospects (each of which is a set of outcomes with an associated distribution), agents pick the one that leads to the maximization of expected utility. This leads to analytically simple and tractable models, which have proven to be very successful in theory [4]. However, a number of experiments with human participants, revealed that very often, humans are not fully rational [5]; for example, participants in the experiments favoured prospects which were certain, over prospects which were uncertain, but had higher expected utility. Deviations from the standard EUT model are labelled as *bounded rational* in opposition to the fully rational EUT setting [6]. In order to place humans at the heart of decision systems, one needs to rely on bounded rationality, in order to understand how irrationality impacts their decision process [7].

Prospect theory (PT) [8, 9] is a theory at the intersection of behavioural economics, decision theory and psychology, used to model humans' subjective perception of risk under uncertainty. A number of mathematical models are available for PT type behaviour [10]. However, the application of prospect theory in games is still in its early stages.

1.1 Literature Review

There have been a few works which used prospect theoretic tools in game theory. In [11], existence results for equilibrium are obtained, under a linear PT transformation function. Other works that incorporate PT in finite games and provide existence results include [12], [13], [14] and [15]. In [16], prospect theory is used to study the effects of subjective perceptions in the case of a zero-sum security game which arises in a drone-based delivery

*This work was supported by Défi Inria-EDF.

Email addresses of authors: {ashok-krishnan.komalan-sindhu, helene.le-cadre, ana.busic}@inria.fr

system. The difference between EUT and PT is studied by means of simulations of drone behaviour. There have been few works that apply PT in general games where players have continuous strategy sets. An application of prospect theory to prosumer games in an electrical grid is done in [17]. They identify conditions under which one can guarantee existence of equilibria, under a specific type of PT transformation. In [18], a wireless random access game with two players with prospect theoretic preferences is studied, to obtain existence and structural results. Existence of PT-Nash equilibria for nonconvex nonsmooth PT preferences is presented in [19], along with an algorithm that converges to a critical Nash equilibrium with convergence guarantees. However, how irrationality impacts Nash equilibria solutions of an EUT noncooperative game is not yet well understood.

1.2 Our Contribution

1. We show that for concave PT value functions, in aggregative coordination games, the presence of irrational players leads to a vanishing of asymmetric Nash equilibria, while symmetric equilibria are preserved.
2. We show that there exist PT value functions which can transform the infinite set of equilibria of the EUT noncooperative game to a finite set.
3. We apply our results to an electricity market. We show numerically that considering homogeneous end users, irrationality leads to an increase in the tariffs charged to the end users. Further, if the selection function coincides with the maximization of the economic efficiency, irrationality may lead to a decrease of the tariffs.

1.3 Notation

We will use ϕ to represent the empty set. The symbol $\mathbf{1}$ denotes a vector of all ones, whose dimension will be clear from the context. For any vector \mathbf{z} , by \mathbf{z}_{-i} we mean the same vector but with the i -th component removed. By $\mathbb{E}_d[\cdot]$, we mean the expectation with respect to the distribution d . All vectors are to be understood as column vectors. By $\text{proj}_C[\cdot]$ we denote the projection onto a convex set C .

2 Overview of Prospect Theory

We first illustrate the framework of PT by an example, using concepts and terminology used in PT literature, such as [8] and [10]. Consider a user obtaining decreasing (in order of attractiveness) random outcomes Z_j with probability q_j , for $j = 1, \dots, M$, where $\sum_j q_j = 1$. The collection $g = (Z_j, q_j)_{j=1}^M$ is called a *prospect*. Under the expected utility paradigm, whenever a user is faced with the choice between two prospects $g_1 = (Z_j(1), q_j(1))_{j=1}^M$ and $g_2 = (Z_j(2), q_j(2))_{j=1}^M$, they choose the prospect that maximizes the expected utility; i.e., choose the prospect g_1 if

$$\sum_{i=1}^M Z_j(1)q_j(1) \geq \sum_{i=1}^M Z_j(2)q_j(2), \quad (1)$$

and choose g_2 otherwise. Under the prospect theoretic framework, however, the perception of outcomes changes with respect to a reference point. Outcomes above this reference are seen as gains, and those below this reference are seen as losses. When faced with gains, agents will behave in a *risk averse* manner, and when faced with losses, agents tend to be *risk seeking* or *risk neutral*. This perception is captured by an outcome to value map v , which, in order to model the above (and other) aspects of bounded rational behaviour, is assumed in general to be convex below a threshold, concave above it. One such function is depicted in Fig. 1. Here the agents are risk averse for gains and risk neutral for losses, with the outcome zero representing the reference point that demarcates gains from losses.

In addition to the notion of value relative to risk, the weight accorded to outcomes is modified as well. Overall, we have the modified value of the prospect,

$$V(g) = \sum_{j=1}^M \tilde{q}_j v(Z_j), \quad (2)$$

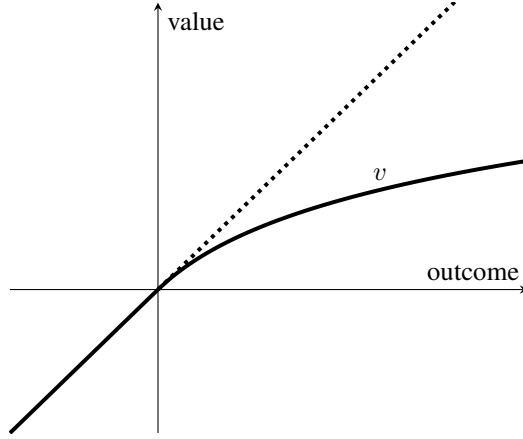


Figure 1: Example of a prospect theoretic value function v that maps outcomes to values. The dotted line represents the corresponding map in expected utility theory.

where v is a function similar to the one in Fig. 1, and \tilde{q}_j are the weights for the distorted outcomes, given by [10],

$$\tilde{q}_1 = \pi(q_1), \quad (3)$$

$$\tilde{q}_j = \pi\left(\sum_{m=1}^j q_m\right) - \pi\left(\sum_{m=1}^{j-1} q_m\right), \quad j = 2, \dots, M, \quad (4)$$

for an appropriate weighting function π , which is monotone increasing and bounded between 0 and 1. This model illustrates the overweighting of small probabilities, and the underweighting of large probabilities, for large outcomes. Faced with a choice between two prospects g_1 and g_2 , the agent will make a decision comparing their PT modified values $V(g_1)$ and $V(g_2)$, following (2), and choosing the better option. It is clear that these decisions are likely to be very different from those predicted by expected utility theory.

A number of forms of v and π have been explored in the literature [10]. It must be noted that these different forms of v and π are obtained for various applications, and are not made with analytical tractability in mind. Different forms of v present different analytical challenges. They may not be uniformly concave or convex, and may not be differentiable. They often lead to settings that are not analytically tractable due to their nonconvex nonsmooth formulations.

3 Game Theoretic Framework

The set of players in the game is denoted as $\mathcal{N} := \{1, \dots, N, N+1\}$. Player $N+1$ (referred to as the coordinator,) coordinates between the other N players, and interacts with them via its strategy $\mathbf{p} \in \mathcal{P}$. The other players (1 to N), choose strategies $x_i \in \mathcal{X}_i$, for $i = 1, \dots, N$, respectively. We will assume that \mathcal{X}_i are compact and convex. Let $\mathcal{X} = \prod_{i=1}^N \mathcal{X}_i$ denote the joint feasibility set. For player $i = 1, \dots, N$, let $J_i(x_i, \mathbf{x}_{-i}, \mathbf{p}, \xi)$ denote the outcome received by player i when

1. coordinator plays \mathbf{p} ,
2. player i plays x_i ,
3. other players have joint strategy \mathbf{x}_{-i} , and
4. the common randomness is ξ .

In particular, we assume that the outcomes have the form

$$J_i(x_i, \mathbf{x}_{-i}, \mathbf{p}, \xi) = -a_i U(\mathbf{x}) + b_i - C_i(p_i, x_i, \xi), \quad (5)$$

where $U(\mathbf{x})$ denotes a common usage benefit,

$$U(\mathbf{x}) = \left(\frac{1}{N} \sum_i x_i - \frac{1}{N} \sum_i y_i \right)^2, \quad (6)$$

and $C_i(p_i, x_i, \xi)$ is an individual cost,

$$C_i(p_i, x_i, \xi) = p_i x_i + (y_i - x_i) \xi, \quad (7)$$

and $a_i > 0, b_i \geq 0$. Thus, the underlying structure is aggregative because of $U(\mathbf{x})$. The outcomes represent a game where users gain by getting their collective strategy \mathbf{x} close to some desired collective target \mathbf{y} . The cost may be interpreted as the individual cost for not meeting the individual target y_i . We will assume that the random variable ξ takes values over the set $\{\xi_1, \dots, \xi_M\}$ with distribution $q = (q_1, \dots, q_M)$, and mean

$$\bar{\xi} = \mathbb{E}_q[\xi]. \quad (8)$$

The players 1 to N play a subgame based on utilities derived from the outcomes. We construct two games from this setup, namely, the EUT and PT games. The EUT game has utilities that follow the expected utility paradigm, and the PT game relies on prospect theoretic utilities.

3.1 The EUT Game Model

We define the EUT game as the tuple

$$\mathcal{G}_{\text{EUT}} := (\mathcal{N}, (\bar{J}_i)_{i \in \mathcal{N}}, \mathcal{P}, (\mathcal{X}_i)_{i \in \mathcal{N}}),$$

where the utility is the expected value of the outcome,

$$\bar{J}_i = \mathbb{E}_q[J_i(x_i, \mathbf{x}_{-i}, \mathbf{p}, \xi)].$$

For this game, we define a Nash equilibrium for the subgame between the players 1, ..., N , for a fixed \mathbf{p} as follows.

Definition 1. For a fixed $\mathbf{p} \in \mathcal{P}$, a joint strategy $\mathbf{x}^* = (x_i^*)_{i=1}^N$ is a Nash equilibrium for the players 1, ..., N in the EUT game if

$$\bar{J}_i(x_i^*, \mathbf{x}_{-i}^*, \mathbf{p}) \geq \bar{J}_i(x_i, \mathbf{x}_{-i}^*, \mathbf{p}) \quad \forall x_i \in \mathcal{X}_i, i = 1, \dots, N. \quad (9)$$

The vector \mathbf{p} can be considered an incentive from the coordinator, which prompts users to respond by a vector $\mathbf{x}^*(\mathbf{p})$, which represents the response to the incentive.

Since we assume that the players are playing a coordination game, it is likely that there are multiple Nash equilibria [20]. We denote the set of all Nash equilibria at a fixed $\mathbf{p} \in \mathcal{P}$, as $X^*(\mathbf{p})$. The coordinator picks one of the equilibria by means of an optimization,

$$\hat{\mathbf{x}}^*(\mathbf{p}) = \arg_{\mathbf{x}^*(\mathbf{p}) \in X^*(\mathbf{p})} \max \mathcal{F}(\mathbf{x}^*(\mathbf{p})), \quad (10)$$

with $\mathcal{F}(\cdot)$ being a pre-specified selection function. The coordinator then drives the system to a particular behaviour by an appropriate choice of \mathbf{p} , by optimizing some function $\bar{J}_0(\mathbf{p}, \hat{\mathbf{x}}^*(\mathbf{p}))$. We present two possible candidates for this function in Section 6.

3.2 PT Game Model

Corresponding to the EUT game, we define the PT game as the tuple

$$\mathcal{G}_{\text{PT}} := (\mathcal{N}, (\tilde{J}_i)_{i \in \mathcal{N}}, \mathcal{P}, (\mathcal{X}_i)_{i=1}^N),$$

where the utilities \tilde{J}_i of the PT game are generated as

$$\tilde{J}_i(x_i, \mathbf{x}_{-i}, \mathbf{p}) = \mathbb{E}_q[v_i \circ J_i(x_i, \mathbf{x}_{-i}, \mathbf{p}, \xi_j)], \quad (11)$$

where v_i is a prospect theoretic transformation applied on the outcomes J_i . In particular, we make the following assumptions about the functions v_i :

Assumption 1. The functions v_i , for $i = 1, \dots, N$, are concave, increasing and differentiable. Further, $v_0(z) = z$.

An example of a v_i that satisfies this assumption is

$$v_i(z) = \begin{cases} \log(1 + z), & z \geq 0, \\ z, & z < 0. \end{cases} \quad (12)$$

The assumption on v_0 ensures that the behaviour of the coordinator does not change in the PT game. Thus, the PT game corresponds to a setting where the player *bounded rationality* is taken into account, while the coordinator is always considered as a rational player. The coordinator may not be able to depart from rational behaviour owing to ethical or legal considerations. This is true, for example, when the coordinator represents an industry or governmental agency with system-based objective functions, and the other players are humans with subjective risk preferences.

The Nash equilibrium for the PT game is defined as follows.

Definition 2. For a fixed $\mathbf{p} \in \mathcal{P}$, a joint strategy $\mathbf{x}^* = (x_i^*)_{i=1}^N$ is a Nash equilibrium for the PT game if

$$\tilde{J}_i(x_i^*, \mathbf{x}_{-i}^*, \mathbf{p}) \geq \tilde{J}_i(x_i, \mathbf{x}_{-i}^*, \mathbf{p}) \quad \forall x_i \in \mathcal{X}_i, i = 1, \dots, N. \quad (13)$$

The set of Nash equilibria in the PT framework is denoted by $\tilde{X}^*(\mathbf{p})$. Since multiple equilibria are possible in the PT setting, we use the same selection function $\mathcal{F}(\cdot)$ as in the EUT case, and the coordinator takes \bar{J}_0 as objective function.

4 The EUT Game: Structure and Solutions

The game \mathcal{G}_{EUT} yields multiple Nash equilibria at certain strategies \mathbf{p} of the coordinator, as seen below.

Lemma 1. The set of Nash equilibria at coordinator strategy \mathbf{p} is given by,

$$X^*(\mathbf{p}) = \begin{cases} \phi, & p \notin \mathcal{P}_1, \\ \{\mathbf{x} \in \mathcal{X} : \sum_j x_j = \sum_j y_j - \frac{N^2}{2} \kappa_{\mathbf{p}}\}, & p \in \mathcal{P}_1, \end{cases} \quad (14)$$

where $\kappa_{\mathbf{p}} = \frac{p_1 - \bar{\xi}}{a_1}$, and \mathcal{P}_1 given by

$$\mathcal{P}_1 = \{\mathbf{p} \in \mathcal{P} : \frac{p_i - \bar{\xi}}{a_i} = \frac{p_1 - \bar{\xi}}{a_1}, i = 1, \dots, N\}. \quad (15)$$

The proof is provided in Appendix A.

Any $\mathbf{p} \in \mathcal{P}_1$ is called a feasible \mathbf{p} for \mathcal{G}_{EUT} . At any feasible \mathbf{p} there are uncountably many Nash equilibria. The coordinator has to select one of these to proceed in its evolution of the price.

4.1 Selection of Equilibrium

To select an equilibrium, we use a variant of Jain's fairness index [21]. For N different users being allocated δ_i units each of some resource, the index is given by

$$\mathcal{J}(\delta_1, \dots, \delta_N) := \frac{1 + (\sum_i \delta_i)^2}{1 + N \sum_i \delta_i^2}. \quad (16)$$

If the aggregator seeks fairness in terms of the deviation from planned consumption for each customer, i.e., $\delta_i \triangleq x_i - y_i$, it selects the element $\hat{\mathbf{x}}^*$ such that

$$\hat{\mathbf{x}}^*(\mathbf{p}) = \arg_{\mathbf{x} \in X^*(\mathbf{p})} \max \mathcal{J}(x_1 - y_1, \dots, x_N - y_N). \quad (17)$$

For a fixed $\mathbf{p} \in \mathcal{P}_1$, it is easy to see that this is equivalent to

$$\min \sum_i (x_i - y_i)^2 \text{ s.t. } \mathbf{x} \in X^*(\mathbf{p}). \quad (18)$$

The above optimization is solved by

$$\hat{x}_i^* = y_i - \frac{N(p_i - \bar{\xi})}{2a_i}, \quad \forall i. \quad (19)$$

This equilibrium requires consumers to have information only about their own parameters.

4.2 Convergence to Equilibrium

It is easy to see that the game between the N users is a weighted potential game [22].

Lemma 2. *For any price $\mathbf{p} \in \mathcal{P}$, the game between the N users is a weighted potential game, i.e., for all i , and all $\mathbf{x} = (x_i, \mathbf{x}_{-i})$, $\tilde{\mathbf{x}} = (x'_i, \mathbf{x}_{-i})$,*

$$\bar{J}_i(x_i, \mathbf{x}_{-i}, \mathbf{p}) - \bar{J}_i(x'_i, \mathbf{x}_{-i}, \mathbf{p}) = a_i(\Phi_{\mathbf{p}}(\mathbf{x}) - \Phi_{\mathbf{p}}(\tilde{\mathbf{x}})),$$

where

$$\Phi_{\mathbf{p}}(\mathbf{x}) = -\frac{(\sum_j x_j - \sum_j y_j)^2}{N^2} - \kappa_{\mathbf{p}} \sum_j x_j.$$

We also see that $X^*(\mathbf{p}) = \arg_{\mathbf{x}} \max \Phi_{\mathbf{p}}(\mathbf{x})$. The potential structure inspires the following gradient play algorithm, algorithm 1, for converging to Nash equilibria of the EUT game, for a fixed \mathbf{p} . The number of iterations \hat{N} can be chosen based on appropriate convergence criteria. Nash equilibria obtained by this algorithm are then passed on to the coordinator, which chooses one of the equilibria based on the fairness criterion, and then updates the price. This update step is shown in algorithm 2.

Algorithm 1 Distributed gradient play for learning Nash equilibria

```

1:  $n = 1, \epsilon_n > 0, \mathbf{x} = \mathbf{x}(0)$ 
2: while  $n \leq \hat{N}$  do
3:    $\mathbf{x} \leftarrow \mathbf{x}(n)$ 
4:    $i \leftarrow n \bmod N$ 
5:    $\Delta_i \leftarrow -\frac{2a_i}{N^2}(\sum_j x_j - \sum_j y_j) - p_i + \bar{\xi}$ 
6:    $x_i \leftarrow x_i + \epsilon_n \Delta_i$ 
7:    $\mathbf{x}(n+1) \leftarrow \mathbf{x}$ 
8:    $n \leftarrow n + 1$ 
9: end while
```

Algorithm 2 Coordinator's update for \mathbf{p}

```

1:  $t = 0, \mathbf{p} = \mathbf{p}(0), \delta > 0$ 
2: while  $t \geq 0$  do
3:   Let players 1, ...,  $N$  do algorithm 1  $N_0$  times to obtain subset of equilibria  $\hat{X}^*(\mathbf{p})$ 
4:   Select  $\hat{\mathbf{x}}(\mathbf{p}) = \arg_{\mathbf{x}^* \in \hat{X}^*(\mathbf{p})} \max \mathcal{F}(\mathbf{x}^*(\mathbf{p}))$ 
5:    $\partial J_0 \leftarrow \frac{\partial J_0(\mathbf{x}, \mathbf{p})}{\partial \mathbf{p}}|_{\mathbf{x}=\hat{\mathbf{x}}(\mathbf{p})}$ 
6:    $\mathbf{p} \leftarrow \mathbf{p} + \delta \partial J_0$ 
7:    $t \leftarrow t + 1$ 
8: end while
```

It follows from [23, Theorem 1] that $\mathbf{x}(n)$ in algorithm 1 converges to some point in $X^*(\mathbf{p})$, as $n \rightarrow +\infty$. Note that algorithm 1 uses global information of the actions of all players, but does not need information about other players' utilities. Thus it can be implemented as a distributed algorithm with information sharing.

5 The PT Game: Preservation and Vanishing of Equilibria

We have the PT utilities,

$$\tilde{J}_i(x_i, \mathbf{x}_{-i}, \mathbf{p}) = \sum_{j=1}^M q_j [v_i \circ J_i(x_i, \mathbf{x}_{-i}, \mathbf{p}, \xi_j)]. \quad (20)$$

As in the EUT case, we consider the game for a fixed \mathbf{p} . Under Assumption 1, we see that \tilde{J}_i is concave in x_i . Thus, the first derivative being zero is necessary and sufficient for equilibrium. Equating $\frac{\partial \tilde{J}_i}{\partial x_i}$ to zero is equivalent to the fixed point equation given component-wise by

$$x_i = \sum_{j=1}^N y_j - \sum_{j \neq i} x_j - \frac{N^2}{2a_i}(p_i - \mathbb{E}[\tilde{\xi}^{\mathbf{x}, \mathbf{p}}(i)]), \quad (21)$$

where $\tilde{\xi}^{\mathbf{x}, \mathbf{p}}(i)$ is a random variable with support $\{\xi_1, \dots, \xi_M\}$ and distribution

$$\mathbb{P}[\tilde{\xi}^{\mathbf{x}, \mathbf{p}}(i) = \xi_k] = \frac{q_k v'_i(J_i(x_i, \mathbf{x}_{-i}, \mathbf{p}, \xi_k))}{\sum_{j=1}^M q_j v'_i(J_i(x_i, \mathbf{x}_{-i}, \mathbf{p}, \xi_j))}. \quad (22)$$

Note that in the case of the EUT game, (21) will have $\tilde{\xi}^{\mathbf{x}, \mathbf{p}}(i)$ replaced by ξ . The impact of the prospect theoretic modification is to shift the mean of the randomness. However, the dependence of this shift on each strategy \mathbf{x} , price \mathbf{p} and player i makes it much harder to obtain an explicit form for the equilibrium, unlike what we had in the EUT setting. The following criterion is equivalent to (21).

Lemma 3. *A joint strategy \mathbf{x} is a Nash equilibrium for the PT game at price \mathbf{p} if and only if there exists $\kappa_{\mathbf{p}, \mathbf{x}}$ that satisfies,*

$$\sum_{j=1}^N x_j - \sum_{j=1}^N y_j = -\frac{N^2}{2} \kappa_{\mathbf{p}, \mathbf{x}}, \quad (23)$$

and

$$\kappa_{\mathbf{p}, \mathbf{x}} = \frac{p_i - \mathbb{E}[\tilde{\xi}^{\mathbf{x}, \mathbf{p}}(i)]}{a_i} = \frac{p_1 - \mathbb{E}[\tilde{\xi}^{\mathbf{x}, \mathbf{p}}(1)]}{a_1}, \quad i = 1, \dots, N. \quad (24)$$

5.1 Existence and Uniqueness

Restricting strategies to compact sets, we can obtain existence results for the fixed point map in a projected form.

Lemma 4. *Let \mathcal{X}_i be convex and compact. The equation for \mathbf{x} given componentwise by*

$$x_i = \text{proj}_{\mathcal{X}_i} \left[\sum_{j=1}^N y_j - \sum_{j \neq i} x_j - \frac{N^2}{2a_i} (p_i - \mathbb{E}[\tilde{\xi}^{\mathbf{x}, \mathbf{p}}(i)]) \right],$$

has a fixed point.

Proof. Follows from Brouwer's fixed point theorem [24]. \square

It is difficult to show uniqueness of equilibria for a general form of the PT game. One naturally expects it to display multiple equilibria. The following theorem shows that for a specific instance, where the users are symmetric are the functions v_i are identical and exponential, and the vector \mathbf{p} is restricted to be identical across users, we obtain unique equilibria at each \mathbf{p} . We also obtain a structural result on the equilibria.

Theorem 5. *Let the users be symmetric, i.e., $a_i = a$ for all i , and let $\mathcal{P} = \{p\mathbf{1} : p \in \mathbb{R}\}$. Let the PT transformations v_i be identically equal to $v(z) = 1 - \exp(-\lambda z)$, for some positive λ . Then the set $\tilde{X}^*(\mathbf{p})$ has exactly one element, for each $\mathbf{p} \in \mathcal{P}$, and satisfies $x_i^* - y_i = x_1^* - y_1$ for all users i .*

The proof is presented in Appendix B. Here the PT transform reduces the uncountable set of EUT equilibria to a singleton, at each \mathbf{p} . This form of v is an example of a uniformly risk-averse user. While in general PT transforms are not uniformly risk averse, the theorem suggests that PT transforms that are partially of the above form, may exhibit unique equilibria for some parameters.

5.2 Convergence to Equilibria

As in the EUT case, we use algorithm 1 in the PT case as well. The only difference is that Δ_i is replaced by

$$\tilde{\Delta}_i := \frac{\partial}{\partial x_i} \tilde{J}_i(x_i, \mathbf{x}_{-i}, \mathbf{p}). \quad (25)$$

While the PT game does not retain the potential structure of the EUT game, it is still a concave game, owing to Assumption 1. In the absence of potential or monotone structure, it is not easy to establish global convergence of gradient dynamics. However, there are conditions for local convergence to Nash equilibria, such as in [25]. Not all PT transformations satisfy these conditions. In Section 6, we present an example as Case 1, which satisfies these conditions for local convergence. Global convergence of the algorithm for more general forms of the PT game will be taken up in a subsequent work.

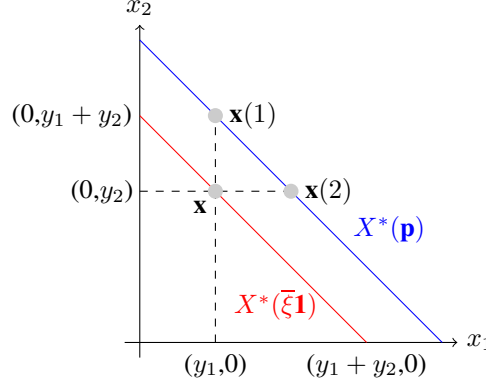


Figure 2: Vanishing and preservation of Nash equilibria

5.3 Preservation and Vanishing of EUT Equilibria

The EUT to PT transformation behaves differently with different Nash equilibria of the EUT setting. We will call an equilibrium \mathbf{x}^* in $X^*(\mathbf{p})$ *symmetric* for a user i if the PT transformation affects all the outcomes of that equilibrium symmetrically, i.e.,

$$v_i(\bar{J}_i(x_i^*, x_{-i}^*, \mathbf{p}, \xi_j)) = v_i(\bar{J}_i(x_i^*, x_{-i}^*, \mathbf{p}, \xi_k)) \quad \forall j, k.$$

Thus, the equilibrium \mathbf{y} is symmetric for all users at price $\bar{\xi}\mathbf{1}$. Similarly, for $\mathbf{p} \neq \bar{\xi}\mathbf{1}$, any $\mathbf{x}^* \in X^*(\mathbf{p})$ for which $x_j^* = y_j^*$ is symmetric for user j . Any equilibrium which is not symmetric for user i , will be called *asymmetric* for user i . We present two results, showing how a symmetric equilibrium is preserved, while asymmetric equilibria are not.

Proposition 6. *We have $\mathbf{y} \in \tilde{X}^*(\bar{\xi}\mathbf{1})$.*

The proof is presented in Appendix C. Thus, when $\mathbf{p} = \bar{\xi}\mathbf{1}$, we see that \mathbf{y} , which is a symmetric Nash equilibrium of \mathcal{G}_{EUT} is also a Nash equilibrium of \mathcal{G}_{PT} .

Proposition 7. *If some v_k is strictly concave, then any element of $X^*(\mathbf{p})$ which is asymmetric for user k , will not belong to $\tilde{X}^*(\mathbf{p})$.*

The proof is presented in Appendix D. It follows that when all users have strictly concave PT transformations v_i , none of the equilibria which are asymmetric for any user, are preserved.

Corollary 8. *If the v_i are differentiable, non decreasing and strictly concave for all i , we have, for $\mathbf{p} \in \mathcal{P}_1$,*

$$\tilde{X}^*(\mathbf{p}) \cap X^*(\mathbf{p}) = \begin{cases} \{\mathbf{y}\}, & \mathbf{p} = \bar{\xi}\mathbf{1}, \\ \emptyset, & \mathbf{p} \neq \bar{\xi}\mathbf{1}. \end{cases} \quad (26)$$

The preservation of symmetric equilibria and vanishing of asymmetric equilibria are illustrated below via an example.

Example 1. *Consider N users and all have linear v except user k , which has a strict concave and differentiable v . Here, for any $\mathbf{p} \in \mathcal{P}_1$, we can see that all $\mathbf{x} \in X^*(\mathbf{p})$ which satisfy $x_k^* = y_k$, are elements of $\tilde{X}^*(\mathbf{p})$. However, all $\mathbf{x} \in X^*(\mathbf{p})$ with $x_k^* \neq y_k$ are not in $\tilde{X}^*(\mathbf{p})$. We illustrate this for the case $N = 2$ in Fig. 2. There are two users, with corresponding variables x_1 and x_2 . In the absence of any PT transformation, the set of Nash equilibria is $X^*(\mathbf{p})$, the blue line. If the first user has a PT type utility with a strictly concave transformation v_1 , the only equilibrium preserved is the point $\mathbf{x}(1)$; similarly, if the second user has a PT type utility with a strictly concave transformation v_2 , the only equilibrium preserved is the point $\mathbf{x}(2)$. If both users have strictly concave transformations v_1 and v_2 , none of the equilibria are preserved, unless $\mathbf{p} = \bar{\xi}\mathbf{1}$, in which case $\mathbf{x}(1) = \mathbf{x}(2) = \mathbf{x} = (y_1, y_2)$, and this point is preserved. For higher values of N , we will see a similar reduction of the dimension of the set of Nash equilibria, for every additional ‘irrational’ user, leading to an empty set or a single point, depending on the price.*

Strictly convex transforms of the utility have the same effect.

Proposition 9. *If some v_k is strictly convex, then any element of $X^*(\mathbf{p})$ which is asymmetric for user k , will not belong to $\tilde{X}^*(\mathbf{p})$.*

Proof. The proof is the same as in Appendix D, with the change that v'_k here is strictly increasing. The appropriate changes in (36) lead to the result. \square

Propositions 7 and 9 suggest that transformations of the EUT utilities by functions which are strictly concave for gains and strictly convex for losses, do not preserve most of the equilibria of the EUT setting. However, the PT game may still have new Nash equilibria created by of the v function. The existence and location of these equilibria will depend on the v function, and the values of system parameters. Below, we show an example where for $\mathbf{p} = \bar{\xi}\mathbf{1}$, and for a particular PT transformation function v_i , the PT game has no equilibria outside the set of the EUT equilibria.

Example 2. *Let v_i , for all i , have derivative $v'_i(z) = cz + d$. If the parameters satisfy, for each i , $b_i - \bar{\xi}y_i < -\frac{d}{c}$, we have $\tilde{X}^*(\bar{\xi}\mathbf{1}) \subseteq X^*(\bar{\xi}\mathbf{1})$.*

The proof is provided in Appendix E. At this value of the parameter \mathbf{p} , using Proposition 6, we see that $|\tilde{X}^*(\bar{\xi}\mathbf{1})| = 1$. Thus, the number of equilibria reduce from an uncountable set to a singleton, under the EUT to PT transformation.

6 How Prospect Theory Shapes Market Equilibria

We adapt the game model presented in Section 3 to an electricity market application, with the aim to analyze the impact of users' irrationality on the market equilibria. The EUT game corresponds to the case where the users behave rationally, and the PT game represents the case where the users' behaviour departs from the rational model.

The coordinator is an aggregator which serves a community of N consumers (users), by buying electricity on the wholesale market, and proposing two-part tariffs. During the first part of the day, the consumers can plan ahead and purchase a certain quantity of electricity. For consumer i , this quantity is denoted by x_i ; the fixed fee (price) charged by the aggregator for this purchase is p per unit. Let \mathbf{x} denote the vector $(x_i)_{i=1}^N$, and \mathbf{p} the vector $p\mathbf{1}$. The forecasted consumption of consumer i is y_i ; let \mathbf{y} denote the vector $(y_i)_{i=1}^N$. If the consumption of consumers exceeds x_i , then consumer i needs to buy the $y_i - x_i > 0$ from the aggregator at a variable charge of $c + \xi$ where $c > 0$ is a constant (e.g., peak electricity price from the wholesale market) and $\hat{\xi}$ is a random variable (e.g., due to the fluctuations of renewables). The variable in our model, ξ , is therefore equal to $c + \hat{\xi}$. If the consumer i uses less $y_i - x_i \leq 0$ than what it purchased, then it is refunded at the same variable charge.

The total cost paid by customer i is a function that depends on their purchase, consumption, price of purchase and randomness from the renewables. It is in the interest of the consumers to have the total demand $\sum_i y_i$ to be close to the total units declared initially, $\sum_i x_i$. We assume that the users are homogeneous, i.e., $a_i = a$, $b_i = b$ for all i .

We consider two candidates for the utility for the coordinator to maximize,

$$\bar{J}_0^A(\mathbf{p}, \mathbf{x}) = -\|\mathbf{x} - \mathbf{y}\|^2 + \|\mathbf{p}\|^2, \quad (27)$$

$$\bar{J}_0^B(\mathbf{p}, \mathbf{x}) = \sum_{i=1}^N \bar{J}_i(x_i, \mathbf{x}_{-i}, \mathbf{p}). \quad (28)$$

The first represents a symmetry plus revenue objective, while the second represents economic efficiency.

6.1 EUT Case

Since a_i are equal, we see from (15) that $\mathcal{P}_1 = \{p\mathbf{1} : p\mathbf{1} \in \mathcal{P}\}$. Define $\mathcal{P} = \{p : p\mathbf{1} \in \mathcal{P}_1\}$, and let \underline{p} and \bar{p} be the maximal and minimal elements of this (compact) set. Using the form of the selected equilibrium (19), we obtain

$$\bar{J}_0^A(\mathbf{p}, \hat{\mathbf{x}}^*(\mathbf{p})) = -\frac{N^3}{4a^2}(p - \bar{\xi})^2 + Np^2.$$

For $N > 2a$, this is maximized at $p_{\text{EUT}}^A = \text{proj}_{\mathcal{P}} \left[\bar{\xi} \frac{1}{1 - \frac{4a^2}{N^2}} \right]$. Similarly we evaluate

$$\bar{J}_0^B(\mathbf{p}, \hat{\mathbf{x}}^*(\mathbf{p})) = \left(-\frac{N^3}{4a} + \frac{N^2}{2a} \right) (p - \bar{\xi})^2 - p \sum_{i=1}^N y_i, \quad (29)$$

$$\frac{\partial^2 \bar{J}_0^B}{\partial p^2} = -\frac{N^2}{a} \left(\frac{N}{2} - 1 \right) < 0, \text{ for } N > 2. \quad (30)$$

Thus for $N > 2$, the total utility is maximized when $p_{\text{EUT}}^B = \text{proj}_{\mathcal{P}} \left[\bar{\xi} - \frac{a \sum_{i=1}^N y_i}{N^2(\frac{N}{2} - 1)} \right]$. For a large number of users (with y_i taking values from a bounded set, or with appropriate growth conditions), both p^A and p^B are approximately equal to $\bar{\xi}$.

6.2 PT Case

In the PT case, since we lack analytical expressions for the equilibria, we will use numerical simulations to obtain insights. We assume that the distortions are symmetric, i.e., $v_i = v$. Let us consider a simple example, with 2 users and with $M = 2$. Let $a_1 = a_2 = 0.5$, $b_1 = b_2 = 10$, $\xi_1 = 10$, $\xi_2 = 50$, $q_1 = 0.25$, $q_2 = 0.75$, $y_1 = 7$, $y_2 = 4$. We consider two forms of the distortion function v , and obtain Nash equilibria using a user-wise gradient ascent (algorithm 1), starting from random initializations.

Case 1. We have $v(z) = 1 - \exp(-0.1z)$. This distortion is of the form in Theorem 5. Consequently, at each price we will have a unique equilibrium. It can also be shown, using [25, Theorem 5] that for each Nash equilibrium of the PT game, there is a neighbourhood of the Nash equilibrium, such that gradient play starting in this neighbourhood, converges to this Nash equilibrium.

The equilibria obtained by simulations for certain prices are depicted in Fig. 3, with the number next to the point indicating the price p . We observe that for both users, the value x_i decreases as price increases. At the price $p = \bar{\xi} = 40$, the equilibrium obtained is at $(y_1, y_2) = (7, 4)$. Other than at this price, we do not recover any other EUT equilibrium at any other price. This is in line with Theorem 5, and Propositions 6 and 7. The equilibria obtained satisfy the structural condition obtained in Theorem 5,

$$y_1 - x_1 = y_2 - x_2, \quad (31)$$

which is represented by the dashed line. Numerically, with the price p being restricted to the set $[1, 50]$, we obtain the prices that maximize \bar{J}_0^A and \bar{J}_0^B as

$$p_{\text{PT}}^A = \bar{p} = 50, p_{\text{PT}}^B = \underline{p} = 1$$

respectively. The corresponding equilibria are indicated with a red circle and a black circle, respectively. Recall that in this case $p_{\text{EUT}}^A = \text{proj}_{\mathcal{P}} \left[\frac{4}{3}\bar{\xi} \right]$. If $\bar{p} < \frac{4}{3}\bar{\xi}$, we will have $p_{\text{PT}}^A = p_{\text{EUT}}^A$. If $\bar{p} \geq \frac{4}{3}\bar{\xi}$, then $p_{\text{PT}}^A \geq p_{\text{EUT}}^A$. Irrational behaviour of the customers leads to a higher overall pricing by the coordinator, if they use the utility \bar{J}_0^A . While p_{EUT}^B is not available for $N = 2$, we see that for small N , $p_{\text{EUT}}^B < \bar{\xi}$. The value of \underline{p} may be even lower, which suggests that irrational preferences lower the price, if the coordinator uses the utility \bar{J}_0^B . Thus, if the coordinator uses the metric \bar{J}_0^A , which takes into account symmetry and revenue, irrationality results in an increase in prices. On the other hand, if the coordinator uses the utility \bar{J}_0^B , which is the economic efficiency, irrationality leads to a decrease in prices.

Case 2. In this case, v is given by (12). It is no longer strictly concave. The linear portion, therefore, may lead to the existence of multiple Nash equilibria, some of which are preserved from the EUT game. Some of the Nash equilibria we obtain are depicted in Fig. 4, with the number next to the point indicating the price p . The dashed line represents as before, equilibria that satisfy (31); while the v_i are not exponential, as in Theorem 5, a structural result similar to that of Theorem 5 can be obtained when the v_i are identically logarithmic, and it can be shown that the equilibria will satisfy (31). Hence, these points are generated in regions where both users are being distorted by logarithmic preferences. The dotted lines represent the set of Nash equilibria in the EUT game with price 40. We see that the PT game recovers some of these equilibria. It also recovers some of the EUT equilibria for prices close to 40 as well (not included in the figure to avoid too many close points in the same region). Since a large number of equilibria lie on the dashed line, similar to what we had in Case 1, the behaviour of p_{PT}^A is similar to that in Case 1 as well, and we get $p_{\text{PT}}^A = \bar{p} = 65$. However, due to v having a linear region, we see that the EUT behaviour has some influence on the economic efficiency J_0^B . The optimal equilibrium is at price $p_{\text{PT}}^B = 5$. While p_{PT}^B reduces from p_{EUT}^B , it does not reduce as much as in Case 1. Thus, the extent of reduction in price depends on the strict concavity of the consumer's prospect theoretic value function.

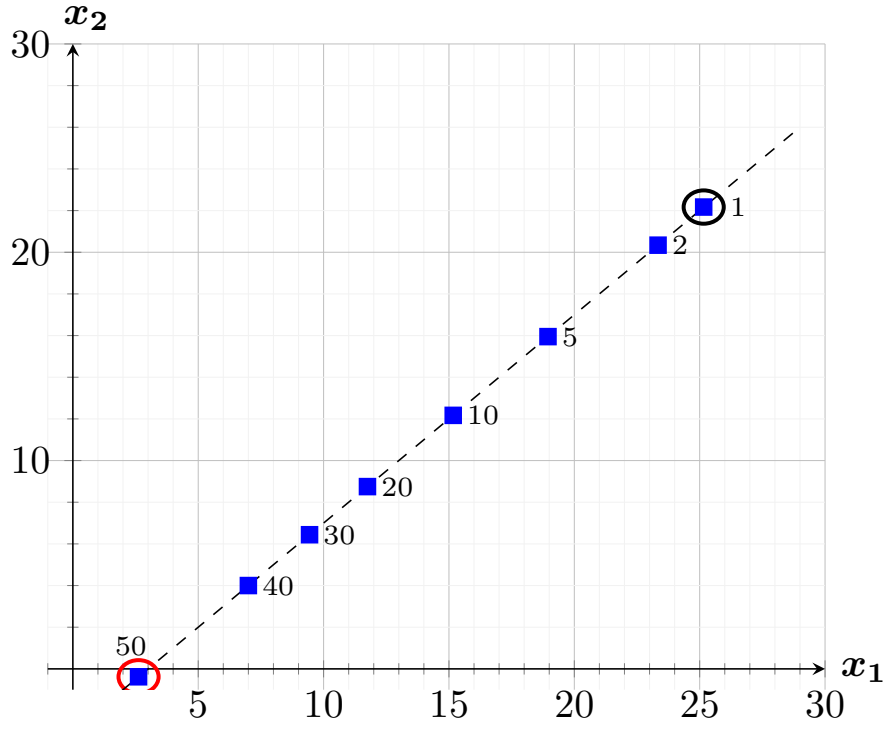


Figure 3: Nash equilibria in the PT game, parametrized by price, for demand vector $(7, 4)$ and $v(z) = 1 - \exp(-0.1z)$. The red and black circles indicates the equilibria reached by a coordinator using the utilities \bar{J}_0^A and \bar{J}_0^B respectively.

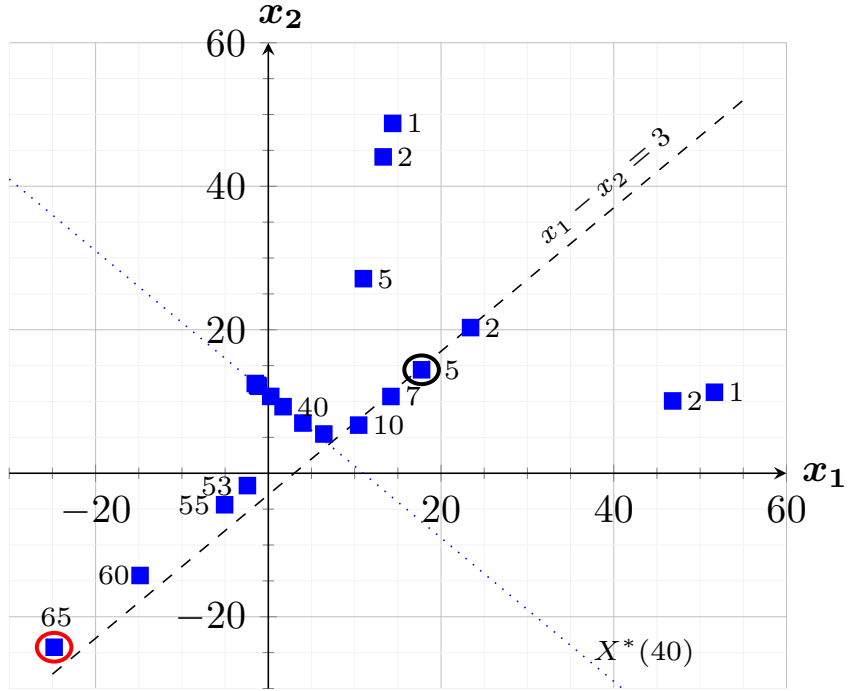


Figure 4: Nash equilibria in the PT game, parametrized by price, for demand vector $(7, 4)$ and v given by (12). The red and black circles indicates the equilibria reached by a coordinator using the utilities \bar{J}_0^A and \bar{J}_0^B respectively.

7 Conclusion

We studied how the Nash equilibria of an aggregative coordination game are transformed when the players' irrationality is included, using prospect theory. We proved that for specific choice of value functions, symmetric equilibria are preserved while asymmetric equilibria are not. In many cases, the prospect theoretic transform reduces the size or dimension of the existing set of Nash equilibria. Further, we learned prospect theoretic Nash equilibria in a stylized electricity market using a distributed gradient play algorithm where an $N + 1$ -player updates the price to steer the users to a desired equilibrium. In particular, we show numerically that irrationality can drive fixed prices up or down, depending on the $N + 1$ -player's selection function. While we obtained results on the structure and uniqueness of PT equilibria in specific settings, a more general analytical characterization of newly created prospect theoretic equilibria will be considered in an extension, along with theoretical guarantees for the global convergence of the gradient play (or other) algorithms.

References

- [1] R. J. Aumann and S. Hart, *Handbook of game theory with economic applications*, vol. 2. Elsevier, 1992.
- [2] L. Samuelson, "Game theory in economics and beyond," *Journal of Economic Perspectives*, vol. 30, no. 4, pp. 107–130, 2016.
- [3] J. Von Neumann and O. Morgenstern, *Theory of games and economic behavior*. Princeton University Press, 1944.
- [4] P. J. Schoemaker, "The expected utility model: Its variants, purposes, evidence and limitations," *Journal of economic literature*, pp. 529–563, 1982.
- [5] S. Jallais and P.-C. Pradier, *The Allais paradox and its immediate consequences for expected utility theory*. Routledge New York, 2005.
- [6] T. Grüne-Yanoff, "Bounded rationality," *Philosophy Compass*, vol. 2, no. 3, pp. 534–563, 2007.
- [7] L. Gan, Y. Hu, X. Chen, G. Li, and K. Yu, "Application and outlook of prospect theory applied to bounded rational power system economic decisions," *IEEE Transactions on Industry Applications*, vol. 58, no. 3, pp. 3227–3237, 2022.
- [8] D. Kahneman and A. Tversky, "Prospect theory: An analysis of decision under risk," *Econometrica*, vol. 47, no. 2, pp. 363–391, 1979.
- [9] A. Tversky and D. Kahneman, "Advances in prospect theory: Cumulative representation of uncertainty," *Journal of Risk and uncertainty*, vol. 5, pp. 297–323, 1992.
- [10] H. P. Stott, "Cumulative prospect theory's functional menagerie," *Journal of Risk and uncertainty*, vol. 32, pp. 101–130, 2006.
- [11] J. Shalev, "Loss aversion equilibrium," *International Journal of Game Theory*, vol. 29, pp. 269–287, 2000.
- [12] M. Vahid-Pakdel, S. Ghaemi, B. Mohammadi-Ivatloo, J. Salehi, and P. Siano, "Modeling noncooperative game of gencos' participation in electricity markets with prospect theory," *IEEE Transactions on Industrial Informatics*, vol. 15, no. 10, pp. 5489–5496, 2019.
- [13] J. R. Merrick and P. Leclerc, "Modeling adversaries in counterterrorism decisions using prospect theory," *Risk Analysis*, vol. 36, no. 4, pp. 681–693, 2016.
- [14] L. P. Metzger and M. O. Rieger, "Non-cooperative games with prospect theory players and dominated strategies," *Games and Economic Behavior*, vol. 115, pp. 396–409, 2019.
- [15] K. Keskin, "Equilibrium notions for agents with cumulative prospect theory preferences," *Decision Analysis*, vol. 13, no. 3, pp. 192–208, 2016.
- [16] A. Sanjab, W. Saad, and T. Başar, "Prospect theory for enhanced cyber-physical security of drone delivery systems: A network interdiction game," in *2017 IEEE international conference on communications (ICC)*, pp. 1–6, IEEE, 2017.

- [17] G. El Rahi, S. R. Etesami, W. Saad, N. B. Mandayam, and H. V. Poor, “Managing price uncertainty in prosumer-centric energy trading: A prospect-theoretic stackelberg game approach,” *IEEE Transactions on Smart Grid*, vol. 10, no. 1, pp. 702–713, 2017.
- [18] T. Li and N. B. Mandayam, “When users interfere with protocols: Prospect theory in wireless networks using random access and data pricing as an example,” *IEEE Transactions on Wireless Communications*, vol. 13, no. 4, pp. 1888–1907, 2014.
- [19] M. Fochesato, F. Pokou, H. Le Cadre, and J. Lygeros, “Noncooperative games with prospect theoretic preferences,” *IEEE Control Systems Letters*, 2025.
- [20] R. Cooper, *Coordination games*. Cambridge University Press, 1999.
- [21] R. K. Jain, D.-M. W. Chiu, W. R. Hawe, *et al.*, “A quantitative measure of fairness and discrimination,” *Eastern Research Laboratory, Digital Equipment Corporation, Hudson, MA*, vol. 21, p. 1, 1984.
- [22] D. Monderer and L. S. Shapley, “Potential games,” *Games and economic behavior*, vol. 14, no. 1, pp. 124–143, 1996.
- [23] Y. M. Ermoliev and S. Flaam, “Repeated play of potential games,” *Cybernetics and Systems Analysis*, vol. 38, pp. 355–367, 2002.
- [24] W. Rudin, *Principles of mathematical analysis*. McGraw-hill New York, 1964.
- [25] S. Tan and J. Lü, “A necessary and sufficient condition beyond monotonicity for convergence of the gradient play in continuous games,” *IEEE Transactions on Systems, Man, and Cybernetics: Systems*, vol. 54, no. 3, pp. 1805–1815, 2023.
- [26] S. Boyd, *Convex optimization*. Cambridge University Press, 2004.

A Proof of Lemma 1

For a fixed \mathbf{p} , the Nash equilibrium (9) is given by any point $\mathbf{x}^* = (x_i^*)_{i=1}^N$ that satisfies

$$x_i^* \in \arg_{x_i} \max \bar{J}_i(x_i, \mathbf{x}_{-i}^*, \mathbf{p}), \quad i = 1, \dots, N. \quad (32)$$

Since $\frac{\partial^2}{\partial x_i^2} \bar{J}_i(x_i, \mathbf{x}_{-i}, \mathbf{p}) < 0$, it follows that any \mathbf{x}^* that satisfies $\frac{\partial}{\partial x_i} \bar{J}_i(x_i^*, \mathbf{x}_{-i}^*, \mathbf{p}) = 0$ for $i = 1, \dots, N$, is a Nash equilibrium. This is equivalent to the family of equations,

$$\frac{N^2}{2a_i}(p_i - \bar{\xi}) = \left(\sum_j y_j - \sum_j x_j \right), \quad i = 1, \dots, N. \quad (33)$$

If $\mathbf{p} \notin \mathcal{P}_1$, the system of equations (33) is inconsistent and there is no solution. If $\mathbf{p} \in \mathcal{P}_1$, we can see that the system (33) is equivalent to the single equation

$$\sum_j x_j - \sum_j y_j = -\frac{N^2}{2} \kappa_{\mathbf{p}}. \quad (34)$$

B Proof of Theorem 5

Let $\mathbf{p} := p\mathbf{1}$. Define

$$F(\Delta) := \frac{\sum_{k=1}^M q_k \xi_k \exp(\lambda \Delta \xi_k)}{\sum_{k=1}^M q_k \exp(\lambda \Delta \xi_k)}.$$

It is easy to check that

$$\frac{\partial F(\Delta)}{\partial \Delta} > 0,$$

and hence, it is strictly increasing in Δ . Since $\mathbb{E}[\tilde{\xi}^{\mathbf{x}, \mathbf{p}}(i)] = F(y_i - x_i)$, and since 24 implies that

$$\mathbb{E}[\tilde{\xi}^{\mathbf{x}, \mathbf{p}}(1)] = \mathbb{E}[\tilde{\xi}^{\mathbf{x}, \mathbf{p}}(i)] \quad \forall i,$$

it follows that at equilibrium,

$$y_i - x_i = y_j - x_j \quad \forall i, j.$$

Using this, (23) and (24) now reduce to finding Δ such that

$$p - \frac{2a\Delta}{N} = F(\Delta).$$

Since $p - \frac{2a\Delta}{N}$ is strictly decreasing and F is strictly increasing in Δ , there is exactly one solution.

C Proof of Proposition 6

Let v'_i denote the first derivative of v_i . Using 34 with $\mathbf{p} = \bar{\xi}\mathbf{1}$ and $\mathbf{x} = \mathbf{y}$, this evaluates to

$$\frac{\partial}{\partial x_i} \tilde{J}_i(y_i, \mathbf{y}_{-i}, \bar{\xi}\mathbf{1}) = v'_i(b_i - \bar{\xi}y_i) \sum_{j=1}^M q_j [-\bar{\xi} + \xi_j] = 0.$$

Since v_i is non decreasing and concave and J_i is concave, it follows [26] that $\tilde{u}(\cdot) = \sum_j q_j [v_i \circ J_i(\cdot, \xi_j)]$ is concave. Then the first derivative being zero implies (13).

D Proof of Proposition 7

Let $\mathbf{p} \in \mathcal{P}_1$. Let $\mathbf{x}^* \in \hat{X}^*(\mathbf{p})$ be asymmetric for user k . Clearly, then $x_k^* \neq y_k$. Define $\Delta_k = y_k - x_k^*$. We present the proof for the case $\Delta_k > 0$ (For $\Delta_k < 0$, the proof is the similar with appropriate sign changes). For $\mathbf{p} \in \mathcal{P}_1$, and at \mathbf{x}^* , we have

$$\frac{\partial}{\partial x_k} \tilde{J}_k(x_k^*, \mathbf{x}_{-k}^*, \mathbf{p}) = \sum_{j=1}^M q_j (\xi_j - \bar{\xi}) v'_k(\tilde{b}_k - (\xi_j - \bar{\xi})\Delta_k),$$

where

$$\tilde{b}_k = b_k - y_k \bar{\xi} + x_k (\bar{\xi} - p_k) - \frac{N^2}{4a_i} (p_i - \bar{\xi})^2.$$

Since $v_k(z)$ is strictly concave, $v'_k(z)$ is strictly decreasing in z . Thus,

$$v'_k(\tilde{b}_k - (z - \bar{\xi})\Delta_k) = v'_k(\tilde{b}_k) + \epsilon(z), \quad (35)$$

where $\epsilon(z)$ satisfies,

$$\epsilon(z) \begin{cases} < 0, & z < \bar{\xi}, \\ > 0, & z > \bar{\xi}. \end{cases} \quad (36)$$

Thus we have

$$\frac{\partial}{\partial x_k} \tilde{J}_k(x_k^*, \mathbf{x}_{-k}^*, \mathbf{p}) = \sum_{j=1}^M q_j (\xi_j - \bar{\xi}) [v'_k(\tilde{b}_k) + \epsilon(\xi_j)] > 0,$$

where the inequality follows by noting that $\bar{\xi}$ is the mean of ξ , and (36). Thus \mathbf{x}^* is not a Nash equilibrium.

E Proof of Example 2

Say $\mathbf{x}^* \in \tilde{X}^*(\bar{\xi}\mathbf{1})$, but $\mathbf{x}^* \notin X^*(\bar{\xi}\mathbf{1})$. Then, from (14), $\Delta \triangleq \sum_{i=1}^N (x_i - y_i) \neq 0$. Since \mathbf{x}^* is a Nash equilibrium, we have $\frac{\partial}{\partial x_i} \tilde{J}_i(x_i, \mathbf{x}_{-i}, \mathbf{p}) = 0$, $i = 1, \dots, N$. Using the fact that $v'(z) = cz + d$, this can be simplified to, for each i ,

$$\frac{2a_i^2}{N^4} \Delta^3 - \frac{2a_i}{N^2} (b_i - \bar{\xi}y_i + \frac{d}{c}) \Delta = (y_i - x_i) \sum_{j=1}^M q_j (\xi_j - \bar{\xi})^2.$$

Summing over all i and dividing by Δ , we get

$$\sum_{i=1}^N \left[\frac{2a_i^2}{N^4} \Delta^2 - \frac{2a_i}{N^2} \left(b_i - \bar{\xi} y_i + \frac{d}{c} \right) \right] = - \sum_{j=1}^M q_j (\xi_j - \bar{\xi})^2.$$

From our initial assumption on the parameters, and Δ being non zero, the LHS is strictly positive, while the RHS is negative, which is a contradiction. The result follows.