

Estimating Random-Walk Probabilities in Directed Graphs

Christian Bertram¹

Mads Vestergaard Jensen¹

Mikkel Thorup²

Hanzhi Wang²

Shuyi Yan¹

^{1,2}*BARC, University of Copenhagen*

¹*{chbe, mvje, shyu}@di.ku.dk*

²*{mikkel2thorup, hanzhi.hzwang}@gmail.com*

Abstract

We study discounted random walks in a directed graph. In each vertex, the walk will either terminate with some probability α , or continue to a random out-neighbor. We are interested in the probability $\pi(s, t)$ that such a random walk starting in s ends in t . This is also referred to as the Personalized PageRank (PPR), indicating the relevance of t to s when s and t are web pages on the Internet. Following previous works, we will generally assume that α is a constant. We wish to, with constant probability, estimate $\pi(s, t)$ within a constant relative error, unless $\pi(s, t) < \delta$ for some given threshold δ , e.g. $\delta = 1/n$ which is the average value of $\pi(s, t)$ over all s, t in the graph.

The current status is as follows. Let n and m denote the number of vertices and edges in the graph, respectively. Algorithms with worst-case running time $\tilde{O}(m)$ and $O(1/\delta)$ are known. A more complicated algorithm is known, which does not perform better in the worst case, but for the average running time over all n possible targets t , it achieves an alternative bound of $O(\sqrt{d/\delta})$, where $d = m/n$ is the average degree of the graph. This is much better if $d \ll 1/\delta$. All the above algorithms assume query access to the adjacency list of a node.

On the lower bound side, the best-known lower bound for the worst case is $\Omega(n^{1/2}m^{1/4})$ with $\delta \leq 1/(n^{1/2}m^{1/4})$, and for the average case it is $\Omega(\sqrt{n})$ with $\delta \leq 1/n$. This leaves substantial polynomial gaps in both cases.

In this paper, we show that the above upper bounds are tight across all parameters n, m and δ . We show that the right bound is $\tilde{\Theta}(\min\{m, 1/\delta\})$ for the worst case, and $\tilde{\Theta}(\min\{m, \sqrt{d/\delta}, 1/\delta\})$ for the average case.

We also consider some additional graph queries from the literature. One allows checking whether there is an edge from u to v in constant time. Another allows access to the adjacency list of u sorted by out-degree. We prove that none of these access queries help in the worst case, but if we have both of them, we get an average-case bound of $\tilde{\Theta}(\min\{m, \sqrt{d/\delta}, (1/\delta)^{2/3}\})$.

Often we do not just want to compute $\pi(s, t)$ for a single pair. Following the shortest path tradition, we may want the single source version, estimating $\pi(s, t)$ for one s and all targets t , or the single target version, estimating $\pi(s, t)$ for one target t and all sources s . Finally, as a fundamental measure of graph centrality, we may want the single node version, estimating the average value of $\pi(s, t)$ over all vertices s and one target t . For these variants, we generally also allow jumping to uniformly random vertices. We provide tight bounds for all of these scenarios.

Contents

1	Introduction	1
1.1	Our results	2
1.2	Paper organization	4
1.3	Notations	4
2	The single pair problem	4
2.1	Average-case complexity	4
2.2	Known upper bounds	5
2.3	Known lower bounds	7
2.4	Our lower bounds	8
2.5	Our upper bound	12
3	The single source problem	18
4	The single target problem	19
4.1	Known upper bounds	19
4.2	Our upper bounds	20
4.3	Known lower bounds	20
4.4	Our lower bounds	21
5	The single node problem	25
5.1	Known upper bounds	25
5.2	Our upper bounds	26
5.3	Known lower bounds	27
5.4	Our lower bounds	27
6	Acknowledgments	31
A	Deferred details of Section 2.5	36

1 Introduction

Random walks on directed graphs are a fundamental algorithmic tool in modern network analysis. One important type is the discounted random walk, where at each step, the walk either terminates with some probability $\alpha \in (0, 1)$ or moves to a random out-neighbor¹. The stationary distribution of such a random walk is unique, fast-mixing, and always guaranteed to exist. Estimating the probability $\pi(s, t)$ that a discounted random walk starting from node s ends at node t has been a subject of extensive research for over a decade [2, 4, 38, 28, 26, 25, 35, 23, 5, 6, 18, 11, 39, 15, 36, 34, 33, 40, 9, 20] and has been widely applied in diverse areas such as web search [7, 19, 14, 10], recommender systems [16, 3], spam filtering [17], among others [41, 13]. A notable example is Google’s celebrated PageRank algorithm [7, 29], which ranks a web-page t based on the average value of $\pi(s, t)$ over all web-pages s . The probability $\pi(s, t)$ is also referred to as the Personalized PageRank (PPR) score of t with respect to s , indicating the relative importance of t to s . Finally, we note that these walks have also been studied in the special case of symmetric (undirected) graphs [24, 30, 12, 21, 22, 31], but in this paper we focus on the general case of directed graphs.

In this paper, we study the computational complexity of estimating $\pi(s, t)$. We are given a directed graph $G = (V, E)$ comprising n nodes and m edges, together with a source node $s \in V$, a target node $t \in V$, and an approximation threshold $\delta \in (0, 1)$. Our goal is to, with constant probability, estimate $\pi(s, t)$ within a constant relative error unless $\pi(s, t) < \delta$. Following previous work [39], we assume α to be a constant.

This problem can be solved deterministically using a global iterative algorithm [29, 7], with a computational complexity of $\tilde{O}(m)$. A more local approach, Monte Carlo sampling of walks from the source node s [11], yields computational complexity $O(1/\delta)$ with constant failure probability. Combining the two approaches gives the best-known upper bound of $\tilde{O}(\min\{m, 1/\delta\})$ on the worst-case computational complexity of estimating $\pi(s, t)$. Improvements over this bound have only been demonstrated when considering the computational complexity averaged over all n possible target nodes in G . By combining Monte Carlo sampling with a deterministic backward exploration approach, Lofgren, Banerjee, and Goel [25] establishes the best-known average-case complexity of $O(\min\{m, (d/\delta)^{1/2}, 1/\delta\})$, where $d = m/n$ is the average degree of the graph.

On the lower bound side, the best-known lower bound for the worst case is $\Omega(n^{1/2}m^{1/4})$ [35], established when $\delta \leq 1/(n^{1/2}m^{1/4})$.² For the average case, the best-known lower bound is $\Omega(n^{1/2})$ [26], proven only when $\delta = 1/n$. To compare these bounds, let us consider a common setting where $\delta = 1/n$, which equals the average value of $\pi(s, t)$ over all pairs $s, t \in V$. In this setting, the best-known upper bound for the worst case is $O(n)$, while the lower bound is $\Omega(n^{1/2}m^{1/4})$, which is smaller than the upper bound by a factor of $O((n/d)^{1/4})$. For the average case, the upper bound is $O(m^{1/2})$, while the lower bound remains $\Omega(n^{1/2})$, leaving a $O(d^{1/2})$ gap for improvement.

In this paper we will provide tight lower bounds matching the above upper bounds. While the focus of this paper is the above *single pair* problem, estimating $\pi(s, t)$ for a given pair (s, t) , we will also consider some of the important related problems and provide tight bounds for these as well. As we know it from e.g. shortest path problems, there is also a *single source* [38, 40, 11] and *single target* problem [33, 36, 1, 2, 27]. The single source problem asks for approximations of

¹In the literature, discounted random walks are also referred to as α -discounted random walks, PageRank random walks, or random walks with restart [13, 41]. Other variants, such as Heat Kernel PageRank [5, 6, 32, 42], have also been studied, where the termination probability α varies at each step to enable more precise control over the walk’s convergence rate. For simplicity, this paper focuses only on the classic α -discounted random walk.

²This lower bound was originally established for the worst-case computational complexity of estimating $\pi(t) = \frac{1}{n} \sum_{s \in V} \pi(s, t)$ for a given target node t (i.e., the single-node problem as defined in the next paragraph). Since the single-node problem can be seen as a special case of the single pair problem, the lower bound of $\Omega(n^{1/2}m^{1/4})$ also applies to the single pair problem where it yields the strongest known lower bound. See Section 2.3 for more details.

$\pi(s, t) > \delta$ for a given source node s and all n possible target nodes t . The single-target problem is defined analogously, asking for the approximation of $\pi(s, t) > \delta$ for a given target node t and all n possible source nodes s . Finally, the *single node* problem [35, 5, 6, 4] asks for an approximation of $\pi(t) = \frac{1}{n} \sum_{s \in V} \pi(s, t)$ for a given t . This quantity represents the probability that a random walk starting at a uniformly random source node s will stop at t , and is also known as a type of *graph centrality* of t in G . Known algorithms for the single pair and single node problems can generally be seen as a balanced combination of a single source algorithm and a single target algorithm. Interestingly, the same can be said about our lower bounds.

Following prior work, we assume that the algorithm has query access to the adjacency lists of the graph, enabling sublinear time algorithms. Formally, the algorithm has access to queries $\text{DEG-IN}(u)$ and $\text{DEG-OUT}(u)$ returning, respectively, the in-degree and out-degree of a node u , as well as queries $\text{IN}(u, i)$ and $\text{OUT}(u, i)$ returning, respectively, the i th in-neighbor or out-neighbor of u . These queries have constant computational complexity. This is commonly referred to as the *adjacency-list model*. Going beyond this canonical model, we sometimes consider additional graph access queries, which are often practical in real-world scenarios. One query, $\text{ADJ}(u, v)$, allows checking whether there exists an edge from u to v in constant time. Another query, $\text{IN-SORTED}(u, i)$, returns the i th in-neighbor of u sorted by out-degree. The latter has been shown to allow an asymptotic improvement in the computational complexity of the single target problem [33, 32]. Finally, the query $\text{JUMP}()$, returning a uniformly random node, is usually assumed for the single target and single node problems [35, 5, 6].

1.1 Our results

We bridge the gaps between the existing upper and lower bounds for the worst-case and average-case computational complexities of estimating $\pi(s, t)$, generally ignoring logarithmic factors in the paper. We begin with the classic single-pair setting and then extend our results to the single-source, single-target, and single-node variants. Our results primarily consists of lower bounds together with a few upper bounds.

First, we derive a tight worst-case lower bound for the single pair problem, formally stated in Theorem 2.5.

Result 1 (Informal). *In the adjacency-list model with all the above graph access queries (and more), the expected computational complexity of estimating $\pi(s, t)$ for arbitrary nodes s and t is $\Omega(\min\{m, 1/\delta\})$.*

This result shows that the known worst-case upper bound of $\tilde{O}(\min\{m, 1/\delta\})$ [29, 7, 11] is tight. Next, we derive a tight average-case lower bound for the single pair problem, when we don't allow both IN-SORTED and ADJ , formally stated in Theorem 2.6.

Result 2 (Informal). *In the adjacency-list model with JUMP and either IN-SORTED or ADJ , but not both, the expected computational complexity averaged over all nodes s and t , of estimating $\pi(s, t)$, is $\Omega(\min\{m, (d/\delta)^{1/2}, 1/\delta\})$, where $d = m/n$ is the average degree of the graph.*

This result shows that, when we don't allow both IN-SORTED and ADJ , the known average-case upper bound of $\tilde{O}(\min\{m, (d/\delta)^{1/2}, 1/\delta\})$ [29, 7, 25, 26] is tight, across all graph parameters n and m and all values of $\delta \in (0, 1)$. In contrast, the previously best known lower bounds are $\Omega(n^{1/2}m^{1/4})$ in the worst-case and $\Omega(n^{1/2})$ in the average-case, assuming $\delta \leq 1/(n^{1/2}m^{1/4})$ and $\delta \leq 1/n$, respectively.

It turns out to be no coincidence that Result 2 does not hold when both IN-SORTED and ADJ are available, for we will present a faster algorithm exploiting the combination of these two queries, which our lower bound technique is able to match, formally stated as Theorems 2.7 and 2.8.

Result 3 (Informal). *In the adjacency-list model with IN-SORTED and ADJ, the expected computational complexity averaged over all nodes t , of estimating $\pi(s, t)$ for an arbitrary node s is $\tilde{\Theta}(\min\{m, (d/\delta)^{1/2}, (1/\delta)^{2/3}\})$, where $d = m/n$ is the average degree of the graph. The lower bound also holds when allowing JUMP and averaging over all sources s .*

Problem	Case	Model			Ours	Best known	
		J	S	A		Lower	Upper
Single pair	Worst	●	●	●	$\tilde{\Theta}(\min\{m, 1/\delta\})$	$\Omega(n^{1/2}m^{1/4})$ if $\delta \leq 1/(n^{1/2}m^{1/4})$ [35]	$\tilde{O}(\min\{m, 1/\delta\})$ [29, 11]
	Avg.	●	○	●	$\tilde{\Theta}(\min\{m, (d/\delta)^{1/2}, 1/\delta\})$	$\Omega(n^{1/2})$ if $\delta = 1/n$ [26]	$\tilde{O}(\min\{m, (d/\delta)^{1/2}, 1/\delta\})$ [25]
		●	●	○			
		●	●	●	$\tilde{\Theta}(\min\{m, (d/\delta)^{1/2}, (1/\delta)^{2/3}\})$		
Single source	N/A	●	●	●	$\tilde{\Theta}(\min\{m, 1/\delta\})$	$\Omega(\min\{n, 1/\delta\})$	$\tilde{O}(\min\{m, 1/\delta\})$ [11, 38, 29]
Single target	Worst	○	○	●	$\tilde{\Theta}(m)$	$\Omega(n)$	$\tilde{O}(m)$ [35, 1, 29]
		●	○	●	$\tilde{\Theta}(\min\{m, n/\delta\})$		
		●	●	●			$\tilde{O}(\min\{m, n/\delta\})$ [33]
	Avg.	○	○	●	$\tilde{\Theta}(\min\{m, d/\delta\})$	$\Omega(\min\{n, 1/\delta\})$ [33]	$\tilde{O}(\min\{m, d/\delta\})$ [27]
		●	○	●	$\tilde{\Theta}(\min\{m, (m/\delta)^{1/2}, d/\delta\})$		
		●	●	●	$\tilde{\Theta}(\min\{m, 1/\delta\})$		$\tilde{O}(\min\{m, 1/\delta\})$ [33]
Single node	Worst	○	○	●	$\tilde{\Theta}(m)$	$\Omega(n)$ [4]	$\tilde{O}(m)$ [7]
		○	●	●	$\tilde{\Theta}(n)$	—	$\tilde{O}(m)$ [29]
		●	○	●	$\Theta(n^{1/2}m^{1/4})$	$\Omega(n^{1/2}m^{1/4})$ [35]	$O(n^{1/2}m^{1/4})$ [35]
		●	●	●		—	
	Avg.	○	○	●	$\tilde{\Theta}(m)$	—	—
		○	●	●	$\tilde{\Theta}(n)$		
		●	●	○	$\tilde{\Theta}(m^{1/2})$		
		●	○	●			
		●	●	●	$\tilde{\Theta}(\min\{m^{1/2}, n^{2/3}\})$		

Table 1: Overview of results. In the Case column, we indicate whether the given bounds are for a worst-case target node or averaged over all n possible target nodes. In the Model column, circles indicate presence or absence of operations. The letters J, S, and A are abbreviations of JUMP, IN-SORTED, and ADJ, respectively. A full circle ● indicates that the operation is present in the model, and an empty circle ○ indicates that the operation is absent in the model. A half-full circle ◐ acts as a wildcard, indicating that the bounds hold both when the operation is present and absent. All possible combinations of presence and absence of operations are covered.

The techniques we develop for the single-pair problem are quite general. We demonstrate this by extending them to the single source, single target, and single node problems. For each of these problems, we provide tight bounds in both the worst and average cases, considering not only the standard adjacency-list model, but also its extensions with some or all of the additional query operations JUMP, IN-SORTED, and ADJ. We summarize our results in Table 1, without detailing them here. These results are presented in Sections 3 to 5.

Given the importance of some of the problems considered, we find it a positive surprise that our new tight lower bounds are all quite simple combinatorial constructions.

1.2 Paper organization

The remainder of this paper is organized as follows. In Section 2, we present our main results for the single pair problem. Specifically, we review prior upper and lower bounds in Section 2.2 and Section 2.3, respectively. We then establish our tight lower bounds in Section 2.4, followed by tight upper bounds in Section 2.5. Furthermore, in Section 3, and Section 4, and Section 5 we prove our results for the single source, single target, and single node problems.

1.3 Notations

We denote the underlying directed graph by $G = (V, E)$ with $n = |V|$ and $m = |E|$, respectively. For each node $v \in V$, we use $d_{\text{in}}(v)$ and $d_{\text{out}}(v)$ to denote its in-degree and out-degree, and use $\mathcal{N}_{\text{in}}(v)$ and $\mathcal{N}_{\text{out}}(v)$ to denote its sets of in-neighbors and out-neighbors, respectively. We denote the average degree of G as $d = m/n$. Additionally, we use \tilde{O} notation to hide polylogarithmic factors in n and δ . Some notations are only used in certain sections and will be introduced locally when they appear.

2 The single pair problem

This section presents prior results and our contributions toward solving the single pair problem. For the formal definition of the problem, we are given a source node $s \in V$, a target node $t \in V$, and an approximation threshold $\delta \in (0, 1]$. The goal is to compute an estimate $\hat{\pi}(s, t)$ of $\pi(s, t)$ such that

$$\Pr \{ |\hat{\pi}(s, t) - \pi(s, t)| \geq \epsilon \max\{\pi(s, t), \delta\} \} \leq p_f, \quad (1)$$

where ϵ and p_f are small constants.

2.1 Average-case complexity

Normally we want algorithms that are fast in the worst case for any given graph $G = (V, E)$ with given source s and given target t . However, interesting algorithms have been developed that are much more efficient when we look at the average running time over all targets $t \in V$. Note that G and s are still worst-case. Also, for any given $s, t \in V$, the algorithm still has to estimate $\pi(s, t)$ satisfying (1), that is, the algorithm should have a worst-case failure probability p_f . To distinguish the two cases, we shall refer to the normal case with given s and t as the *worst-case complexity* and the one averaging the run-time over all targets as the *average-case complexity*. Being efficient on average implies that for every graph, if we look at a random target t , then we expect a fast solution, and this may matter more than worst-case in practice.

One could similarly consider the average running time over all sources $s \in V$, either with a worst-case or average-case target $t \in V$. However, when it comes to the source, it turns out that the worst-case is no harder than the average case.

Lemma 2.1. *For the single pair and single source problems, the average complexity over all possible sources is the same as the complexity for a given worst-case source. This is for asymptotic complexity in terms of n , m , and δ , in the adjacency-list model with any subset of JUMP, IN-SORTED, and ADJ. In the single pair case, the equivalence holds both if the target is worst-case and if the target is average case.*

Proof. The proof is based on a simple reduction from the worst case to the average case. Suppose we have an instance of a graph G with n nodes and m edges, a threshold δ , and a worst-case source s . We will simulate an algorithm A' with good source average case performance on a new graph G' with a set S' of n new vertices, each with a single out-going edge to s . It thus has $n' = 2n$ vertices and $m' = n + m$ edges. For any $s' \in S'$, the probability of moving to s is $1 - \alpha$ so for any target t , we have $\pi_G(s, t) = \pi_{G'}(s', t)/(1 - \alpha)$. This also implies that we should use A' with $\delta' = (1 - \alpha)\delta$.

The basic idea is that we just pick a random new source $s' \in S'$ and simulate A' on G' with source s' . Since S' has half the nodes in G' , the average run-time for A' on sources in S' is at most twice its average run-time over all vertices as sources. Using a random $s' \in S$ yields this expected run-time for our worst-case s in G .

To get a fixed run-time with worst-case source s , let $T'(n', m', \delta')$ be the average run-time of A' on G' and assume that the error probability of A' is independent of its actual running time. We know that A' run at most 4 times slower than the overall average on half the vertices in S' . We now pick a random sample U from S' , and run A' on all $s' \in U$ in parallel, returning the first estimate found, or giving up after $4|U|T'(n', m', \delta')$ total time. For constant error probability it suffices that U has constant size. \square

2.2 Known upper bounds

Below, we review known algorithms for the single pair problem. The purpose is twofold: one reason is to showcase the simple algorithms that we will match with lower bounds, and the other is that we are going to use them as starting points for our own upper bounds later.

The prior methods for solving the single pair problem can be broadly classified into three categories, based on the techniques they use. Below, we briefly describe these methods and review the upper bounds they establish.

2.2.1 Monte Carlo simulation

The first class of methods [11] employs Monte Carlo simulation to estimate $\pi(s, t)$ by generating discounted random walks from the given source s . The generation process can be implemented using DEG-OUT and OUT queries. The expected length of a walk is $1/\alpha = O(1)$, and we need $\Theta(1/\pi(s, t))$ independent walks to estimate $\pi(s, t)$, but we only worry if $\pi(s, t) > \delta$, so the computational complexity is $O(1/\delta)$.

2.2.2 Backward exploration

Another set of research [1, 2, 27, 33, 29, 7] estimates $\pi(s, t)$ by exploring the graph backward from the given target node t toward all its ancestors, so in itself, this addresses the more general single target problem from t estimating $\pi(s, t)$ for all sources s .

Algorithm 1 PushBack(v)

Input: node v , reserves $p()$ and residuals $r()$ for all nodes in G

Output: updated reserves $p()$ and residuals $r()$

```
1:  $r \leftarrow r(v)$ 
2:  $r(v) \leftarrow 0$ 
3:  $p(v) \leftarrow p(v) + \alpha r$ 
4: for  $i$  from 1 to DEG-IN( $v$ ) do
5:    $u \leftarrow \text{IN}(v, i)$ 
6:    $r(u) \leftarrow r(u) + (1 - \alpha)r(v)/\text{DEG-OUT}(u)$ 
7: return  $r()$  and  $p()$ 
```

The backwards exploration is based on the following recursive equation satisfied by the discounted random walk for every $u, v \in V$:

$$\pi(u, v) = \sum_{x \in \mathcal{N}_{\text{out}}(u)} \frac{(1 - \alpha)\pi(x, v)}{d_{\text{out}}(u)} + \alpha \mathbb{1}\{u = v\} = \sum_{y \in \mathcal{N}_{\text{in}}(v)} \frac{(1 - \alpha)\pi(u, y)}{d_{\text{out}}(y)} + \alpha \mathbb{1}\{u = v\}. \quad (2)$$

Here, $\mathbb{1}\{u = v\}$ is the indicator variable that equals 1 if $u = v$, and 0 otherwise. A key operation used in these works is called **PushBack**. It maintains two variables for each node $v \in V$: the residue $r(v)$ and the reserve $p(v)$. Here, $p(v)$ serves as an underestimate of $\pi(v, t)$, while $r(v)$ is a bookkeeping term that facilitates the iterative computation. Initially, both $r(v)$ and $p(v)$ are set to zero for all $v \in V$, except that $r(t) = 1$. In a **PushBack**(v) for any node $v \in V$, $p(v)$ is increased by $\alpha r(v)$, $r(u)$ for every in-neighbor $u \in \mathcal{N}_{\text{in}}(v)$ is increased by $(1 - \alpha)r(v)/d_{\text{out}}(u)$, and finally $r(v)$ is set to 0. Detailed steps are shown in Algorithm 1. A key property of **PushBack** is the following invariant, which is maintained consistently before and after each **PushBack** operation.

Lemma 2.2 (Invariant [1, 2]). *For the target node t , the PushBack operation maintains the following invariant for each $u \in V$:*

$$\pi(u, t) = p(u) + \sum_{v \in V} \pi(u, v)r(v).$$

Based on the design of **PushBack**, a global approach called **PowerIteration** [29, 7] estimates $\pi(s, t)$ by repeatedly applying **PushBack** operations to all nodes $v \in V$ with nonzero residue $r(v)$ over $O(\log(1/\delta))$ rounds, yielding an $O(m \log(1/\delta)) = \tilde{O}(m)$ time cost. Combining this with the $\tilde{O}(1/\delta)$ upper bound from Monte Carlo sampling gives the best-known upper bound as below.

Theorem 2.3 ([29, 11]). *The single pair problem can be solved in $\tilde{O}(\min\{m, 1/\delta\})$ expected time in the adjacency-list model.*

Another algorithm, known as **ApproxContributions** [2], uses **PushBack** in a local manner. This algorithm performs **PushBack**(v) only for nodes $v \in V$ with $r(v) \geq r_{\max}$, and terminates when no such node exists. After its termination, the value of $p(u)$ for each $u \in V$ is an additive r_{\max} -approximation of $\pi(u, t)$, proven by leveraging the above invariant shown in Lemma 2.2:

$$\pi(u, t) - p(u) = \sum_{v \in V} \pi(u, v)r(v) < r_{\max} \sum_{v \in V} \pi(u, v) = r_{\max}. \quad (3)$$

In [2] they provided only an upper bound of $O\left(\sum_{v \in V} \frac{\pi(s, t)d_{\text{in}}(v)}{r_{\max}}\right)$ on the total time cost of **ApproxContributions**. A very recent work [35] shows that this upper bound can be further

bounded by $O\left(\frac{n\pi(t)m^{1/2}}{r_{\max}}\right)$, where $\pi(t) = \frac{1}{n} \sum_{v \in V} \pi(v, t)$. However, $\pi(t)$ can be as large as $\alpha = \Theta(1)$ and then this bound is no better than $O(m/r_{\max})$. Additionally, it is shown in [27] that this bound can be easily bounded as follows when shifting focus to the average-case analysis:

$$\frac{1}{n} \sum_{t \in V} \sum_{v \in V} \frac{\pi(v, t) d_{\text{in}}(v)}{\alpha r_{\max}} = \frac{1}{\alpha n r_{\max}} \sum_{v \in V} d_{\text{in}}(v) \sum_{t \in V} \pi(v, t) = \frac{1}{\alpha n r_{\max}} \sum_{v \in V} d_{\text{in}}(v) = \frac{m}{\alpha n r_{\max}} = O\left(\frac{d}{r_{\max}}\right),$$

Setting $r_{\max} = O(\delta)$ is sufficient to estimate $\pi(s, t)$ as required in equation (1), yielding an average-case computational complexity of $O(d/\delta)$.

2.2.3 Bidirectional methods

A recent line of research estimates $\pi(s, t)$ by combining Monte Carlo sampling of walks from s with backward exploration from t . The basic idea is that if we have already run **ApproxContributions** with a given r_{\max} , then the sampling of walks from s is used to estimate all the $\pi(s, v)$ in the sum $\sum_{v \in V} \pi(s, v) r(v)$ from Lemma 2.2. Each sample adds at most r_{\max} to the sampled sum, so for a constant relative error, it suffices with $O(r_{\max}/\delta)$ samples. This has to be balanced with the cost of **ApproxContributions** which is proportional to r_{\max} . While this hybrid structure did not improve the worst-case complexity, it can be highly effective in the average case. It was shown by the **FastPPR** algorithm [26] that the average-case computational complexity can be improved to $\tilde{O}(\sqrt{d/\delta})$. This bound was then improved to $O(\sqrt{d/\delta})$ [25], eliminating the extra logarithmic terms by leveraging the invariant in Lemma 2.2 as a bridge between Monte Carlo sampling and **ApproxContributions**. More precisely, for the average case, the cost of **ApproxContributions** was $O(d/r_{\max})$ so we can just use a fixed $r_{\max} = \sqrt{\delta d}$ for a joint balancing. Combining this with the $O(1/\delta)$ complexity achieved by Monte Carlo sampling and the $\tilde{O}(m)$ complexity achieved by **PowerIteration** yields the best-known upper bound as follows.

Theorem 2.4 ([25, 11, 29]). *The single pair problem can be solved in $\tilde{O}(\min\{\sqrt{d/\delta}, 1/\delta, m\})$ average expected time in the adjacency-list model.*

2.3 Known lower bounds

We will briefly review known lower bounds for the single pair problem. The first result is $\Omega(n^{1/2})$ [26], which assumes $\delta = 1/n$ [26]. This lower bound applies to both the worst-case and average-case settings. The proof is based on a reduction to the property testing problem of distinguishing between an expander graph and a graph consisting two disjoint expanders.

Additionally, two recent papers establish lower bounds of $\Omega(n^{1/3}m^{1/3})$ [6] and $\Omega(n^{1/2}m^{1/4})$ [35] for the single node problem. The latter paper also obtains a matching upper bound, showing that $\Theta(n^{1/2}m^{1/4})$ is the complexity of the single node problem. It is easily seen, that the probability $\pi(t) = \frac{1}{n} \sum_{s \in V} \pi(s, t)$ in a graph G is (asymptotically) equal to the probability $\pi(s, t)$ in G together with a source node s with an edge to every node in G . This means that any algorithm estimating $\pi(s, t)$ in the latter graph, can be used as a algorithm to estimate $\pi(t)$ in the former graph, if we simulate s as a virtual node with out-neighbors given by the **JUMP** operation. From this reduction, we get an $\Omega(n^{1/2}m^{1/4})$ lower bound for the single pair problem when $\delta \leq 1/(n^{1/2}m^{1/4})$, as $\pi(t) = 1/(n^{1/2}m^{1/4})$ in the single-node construction.

2.4 Our lower bounds

We are now ready to present our lower bounds for the single pair problem, starting with the worst-case lower bound. Loosely speaking, we construct a graph with an upper and lower component, where the upper component makes forward exploration costly, and the lower component makes backward exploration costly. This result proves optimality of the best-known upper bound of $O(\min\{m, 1/\delta\})$ as shown in Theorem 2.3.

Theorem 2.5. *Consider the adjacency-list model with JUMP, IN-SORTED and ADJ. There exists a graph $G = (V, E)$ with n nodes and m edges, such that for any algorithm solving the single pair problem with source $s \in V$, target $t \in V$, and additive error δ , the expected running time is $\Omega(\min\{m, 1/\delta\})$.*

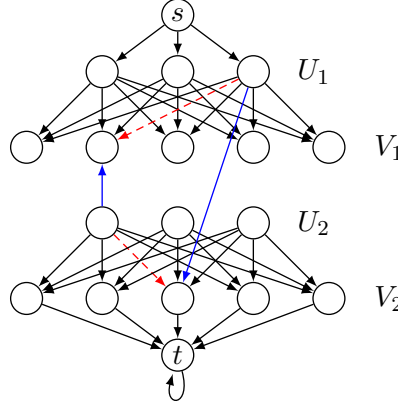


Figure 1: Hard instance for the worst-case single pair problem. With the red edge pair, s does not reach t , but with the blue edge pair, s does reach t . An algorithm has to distinguish between these two cases, and because of the regular structure, this essentially means that it has to check a constant fraction of the edges.

Proof. The proof is sketched in Figure 1. In more detail, let us construct the graph $G = (V, E)$. We will actually use $\Theta(n)$ nodes and $\Theta(m)$ edges. First, we let the node set V be the disjoint union of sets $\{s\}$, U_1 , V_1 , U_2 , V_2 , and $\{t\}$. We give these sets sizes $|U_1| = |U_2| = L$ and $|V_1| = |V_2| = D$, where L and D are parameters to be set later. We construct the edge set E as follows: s has an edge to every node in U_1 ; each node in U_1 has an edge to every node in V_1 ; each node in U_2 has an edge to every node in V_2 ; each node in V_2 has an edge to t ; and t has a self-loop. See Figure 1 for an illustration, which also includes a *swap* as introduced below. Let E_i denote the subset of edges from U_i to V_i for $i \in \{1, 2\}$. To ensure a well-defined construction, we will ensure $L \geq 1$ and $D \geq 1$ when setting L and D . To satisfy $|V| = O(n)$ and $|E| = O(m)$, we will ensure $L \leq n$, $D \leq n$, and $LD \leq m$. To satisfy $|V| = \Omega(n)$ and $|E| = \Omega(m)$, we add an isolated subgraph with n nodes and m edges.

Note that IN-SORTED is no different from IN in G , since for every node v , the in-neighbors of v all have the same out-degree.

Let A be a deterministic algorithm, deriving an estimate $\hat{\pi}(s, t)$ of $\pi(s, t)$. We say that A is *correct* if the estimate has error $|\hat{\pi}(s, t) - \pi(s, t)| < \epsilon \max\{\pi(s, t), \delta\}$. In particular, if $\pi(s, t) = 0$, it must hold that $\hat{\pi}(s, t) < \epsilon\delta$. If on the other hand $\pi(s, t) \geq \delta$, it must hold that $\hat{\pi}(s, t) > (1 - \epsilon)\delta$. Since ϵ is a small constant as mentioned in equation (1), we assume $\epsilon \leq 1/2$. This means that A distinguishes $\pi(s, t) = 0$ from $\pi(s, t) \geq \delta$ if A is correct. This is the only property of the estimate, that our lower bound will employ.

Clearly, $\pi(s, t) = 0$ in G , and we will now introduce a modified graph G' where $\pi(s, t) \geq \delta$. We construct G' by performing what we call a *swap* on two edges $e_1 = (u_1, v_1) \in E_1$ and $e_2 = (u_2, v_2) \in E_2$. We will pick these two edges in the next paragraph. To perform the swap, we delete e_1 and e_2 , and insert the edges (u_1, v_2) and (u_2, v_1) instead. The resulting graph G' is illustrated in Figure 1, where the deleted edges e_1 and e_2 are drawn as red, dashed arrows, and the inserted edges (u_1, v_2) and (u_2, v_1) are drawn as blue arrows. We now have $\pi(s, t) = (1 - \alpha)^3 / (LD)$ in G' , as can be verified using equation (2). We will later set L and D such that $\pi(s, t) \geq \delta$ in G' . Note that the number of vertices and edges, as well as the out-degree and in-degree of each node is the same before and after the swap. We can also preserve the ordering of neighbors in the adjacency lists. This means that if A does not query any of the edges of the swap in G , (through an IN, OUT, or ADJ query) then A will also not query any edges of the swap in G' . If so, the behavior of A is unchanged whether it is given G or G' , and in particular, the output will be the same. As a correct algorithm must distinguish between G and G' , we get that A is incorrect on G or G' , unless it queries an edge of the swap.

The general idea of this proof is that an algorithm must determine whether a swap has been performed, and with the models considered, this musically means that the algorithm either has to check a constant fraction of the edges in E_1 or E_2 . This will now be formalized. Let R be a randomized algorithm deriving an estimate $\hat{\pi}(s, t)$ of $\pi(s, t)$. Formally, R is a random variable over deterministic algorithms. We assume that R is incorrect with probability at most $p_f < 1/2$. Let Q be the set of edges and non-edge node pairs queried by R through IN, OUT and ADJ queries. For $e_1 = (u_1, v_1) \in E_1$ and $e_2 = (u_2, v_2) \in E_2$, define $q(e_1, e_2) = \{(u_1, v_1), (u_2, v_2), (u_1, v_2), (u_2, v_1)\}$. Then $q(e_1, e_2)$ represents the “quadrangle” of edges deleted or inserted during a swap on e_1 and e_2 (the quadrangle formed by red and blue edges in Figure 1). Assume for the sake of contradiction, that there exist edges $e_1 \in E_1$ and $e_2 \in E_2$ such that $\mathbb{P}[q(e_1, e_2) \cap Q \neq \emptyset] < 1/2$. Then pick these edges for our swap when constructing G' above. Denote by $R(H)$ the output of R on a graph H . Then $\mathbb{P}[R(G) = R(G')] \geq \mathbb{P}[q(e_1, e_2) \cap Q = \emptyset] \geq 1/2$. This contradicts R being incorrect with probability at most $p_f < 1/2$, so we can assume that $\mathbb{P}[q(e_1, e_2) \cap Q \neq \emptyset] \geq 1/2$ for every $e_1 \in E_1$ and $e_2 \in E_2$. Enumerating U_1 and V_2 , let $\varphi: E_1 \rightarrow E_2$ be the injection sending the j th out-edge of the i th node of U_1 to the i th in-edge of the j th node of V_2 . Note that the sets $q(e, \varphi(e))$ are disjoint for different $e \in E_1$. We now have

$$\mathbb{E}[|Q|] \geq \sum_{(u,v) \in V \times V} \mathbb{P}[(u, v) \in Q] \geq \sum_{e \in E_1} \mathbb{P}[q(e, \varphi(e)) \cap Q \neq \emptyset] \geq |E_1|/2 = LD/2.$$

So R uses $\Omega(LD)$ queries in expectation.

We now set the parameters L and D . In future proofs, we will give L and D separate values, but for now, set $L = D = ((1 - \alpha)^3 \min\{m, 1/\delta\})^{1/2}$. We can assume $(1 - \alpha)^3 \min\{m, 1/\delta\} \geq 1$, as otherwise the theorem is trivial. Note that $1 \leq L = D \leq m^{1/2} \leq n$, $1 \leq LD \leq m$, and $\pi(s, t) \geq \max\{1/m, \delta\} \geq \delta$, as promised. We conclude a lower bound of $\Omega(LD) = \Omega(\min\{m, 1/\delta\})$ queries. \square

We now present an average-case lower bound for the single pair problem, i.e. averaging over all n possible target nodes. Our construction will be similar to our worst-case construction, although now with n possible targets joined in a number of groups. Increasing the group size will increase the cost of backward exploration, but also decrease the probability of terminating at the target. Likewise, increasing the cost of forward exploration will decrease the probability of terminating at the target. This leads to a bidirectional tradeoff in our lower bound, which was not present in the worst case, interestingly matching the tradeoff between forward and backward exploration in

bidirectional algorithms like FastPPR [26] and BiPPR [25]—algorithms which we hereby show are optimal, unless both IN-SORTED and ADJ are available.

Theorem 2.6. *Consider the adjacency-list model with JUMP and either IN-SORTED or ADJ, but not both. There exists a graph $G = (V, E)$ with n nodes and m edges, such that for any algorithm solving the single pair problem with source $s \in V$, target $t \in V$, and additive error δ , the average expected running time over all sources $s \in V$ and targets $t \in V$ is $\Omega(\min\{m, (d/\delta)^{1/2}, 1/\delta\})$, where $d = m/n$.*

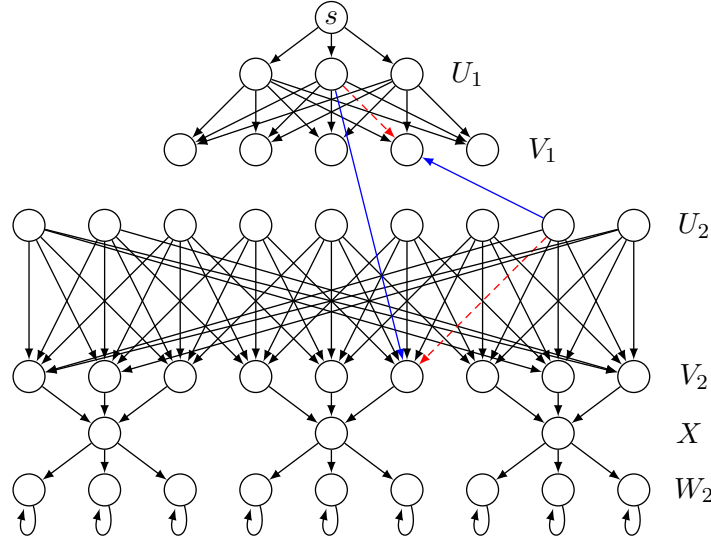


Figure 2: Hard instance for the average-case single pair problem. With the red edge pair, s does not reach any $t \in W_2$, but with the blue edge pair, s does reach every t in the appropriate group of W_2 . An algorithm has to distinguish between these two cases, and because of the regular structure, this essentially means that it has to check a constant fraction of the edges from the upper component or a constant fraction of the edges into the appropriate group of V_2 .

Proof. By Lemma 2.1, it suffices to prove the lower bound for a worst-case source s , averaging only over targets t . The proof is sketched in Figure 2. Let us construct the graph $G = (V, E)$. We will actually use $\Theta(n)$ nodes and $\Theta(m)$ edges. First, we let the node set V be the disjoint union of sets $\{s\}$, U_1 , V_1 , U_2 , V_2 , X , and W_2 . We give these sets sizes $|U_1| = L$, $|V_1| = D$, $|U_2| = |V_2| = |W_2| = n$ and $|X| = n/L$ where L and D are parameters to be set later. We form a family of subsets $\{\mathcal{V}_1, \dots, \mathcal{V}_{n/L}\}$ (resp. $\{\mathcal{W}_1, \dots, \mathcal{W}_{n/L}\}$) partitioning V_2 (resp. W_2) into subsets of size L , and enumerate the nodes of $X = \{x_1, \dots, x_{n/L}\}$. For each $i \in \{1, \dots, n/L\}$, we refer to $\mathcal{V}_i \cup \{x_i\} \cup \mathcal{W}_i$ as a *group*. We construct the edge set E as follows: s has an edge to every node in U_1 ; each node in U_1 has an edge to every node in V_1 ; each node in U_2 has D edges to V_2 , such that each node in V_2 has in-degree D ; for each $i \in \{1, \dots, n/L\}$ each node in \mathcal{V}_i has an edge to x_i which has an edge to every node in \mathcal{W}_i ; and each node in W_2 has a self-loop. See Figure 2 for an illustration, which also includes a swap, as in the proof of Theorem 2.5. Note that the upper component is the same as in our worst-case construction. To ensure a well-defined construction, we will ensure $L \geq 1$ and $D \geq 1$. To satisfy $|V| = O(n)$ and $|E| = O(m)$, we will ensure $L \leq n$ and $D \leq d$. To satisfy $|V| = \Omega(n)$ and $|E| = \Omega(m)$, we add an isolated subgraph with n nodes and m edges.

Since W_2 contains a constant fraction of the nodes in G , it suffices to show the claimed lower bound for the graph G , averaging over all targets t in W_2 . So fix a target $t \in \mathcal{W}_g$ for some g . Let

E_1 be the set of edges from U_1 to V_1 , and let E_2 be the set of all edges from U_2 to \mathcal{V}_g . If we perform a swap on any $e_1 \in E_1$ and $e_2 \in E_2$ as in the proof of Theorem 2.5, we get a modified graph G' , where $\pi(s, t) = (1 - \alpha)^4 / (L^2 D)$. When setting L and D , we will ensure that $\pi(s, t) \geq \delta$, so an algorithm must distinguish between G and G' .

We start by handling the case where **IN-SORTED** is present and **ADJ** is absent. Note that **IN-SORTED** is no different from **IN** in G , since for every node v , the in-neighbors of v all have the same out-degree. Let R be a randomized algorithm solving the single pair problem with failure probability $p_f < 1/2$. Let Q be the set of edges queried by R through **IN** and **OUT** queries. Then for any $e_1 \in E_1$ and $e_2 \in E_2$, we get analogously to the proof of Theorem 2.5, that assuming $\mathbb{P}[\{e_1, e_2\} \cap Q \neq \emptyset] < 1/2$ leads to a contradiction by performing a swap on e_1 and e_2 . So we have $\mathbb{P}[\{e_1, e_2\} \cap Q \neq \emptyset] \geq 1/2$ for all $e_1 \in E_1$ and $e_2 \in E_2$. Note that while we considered the quadrangle $q(e_1, e_2)$ in Theorem 2.5, we only worry about $\{e_1, e_2\}$ here, as the algorithm does not have access to **ADJ** here. Enumerating U_1 and \mathcal{V}_i , let $\varphi: E_1 \rightarrow E_2$ be the injection sending the j th out-edge of the i th node of U_1 to the j th in-edge of the i th node of \mathcal{V}_g . Note that the sets $\{e, \varphi(e)\}$ are disjoint for different $e \in E_1$. We now have

$$\mathbb{E}[|Q|] \geq \sum_{(u,v) \in V \times V} \mathbb{P}[(u,v) \in Q] \geq \sum_{e \in E_1} \mathbb{P}[\{e, \varphi(e)\} \cap Q \neq \emptyset] \geq |E_1|/2 = LD/2.$$

So R uses $\Omega(LD)$ queries in expectation.

Before setting our parameters L and D , let us also show a lower bound of $\Omega(LD)$ for the case when **IN-SORTED** is absent and **ADJ** is present. In this case, we modify our construction of G , setting instead $|U_1| = D$ and $|V_1| = L$. Now **IN-SORTED** is not the same as **IN**, but we need not worry in this case. This change does not affect $\pi(s, t)$ in G or G' . Let $\varphi: E_1 \rightarrow E_2$ be the injection sending the j th in-edge of the i th node of V_1 to the j th in-edge of i th node of \mathcal{V}_g . Defining Q and q as in the proof of Theorem 2.5, note that the sets $q(e, \varphi(e))$ are again disjoint for different $e \in E_1$, so we again get $\mathbb{E}[|Q|] \geq \sum_{e \in E_1} \mathbb{P}[q(e, \varphi(e)) \cap Q \neq \emptyset] \geq |E_1|/2 = LD/2$, i.e. a lower bound of $\Omega(LD)$.

We now set our parameters, casing on the minimum term among m , $(d/\delta)^{1/2}$ and $1/\delta$. In each case, it is easy to check that $1 \leq L \leq n$, $1 \leq D \leq d$, and $\pi(s, t) \geq \delta$, as promised. Let $c = (1 - \alpha)^4 = O(1)$ and note that we can assume $cn \geq 1$ and $c/\delta \geq 1$ as otherwise the theorem is trivial.

Case 1: For $0 < \delta \leq \frac{1}{nm}$, set $L = cn$ and $D = d$, giving a lower bound of $\Omega(m)$.

Case 2: For $\frac{1}{nm} \leq \delta \leq \frac{c}{d}$, set $L = (c/(d\delta))^{1/2}$ and $D = d$, giving a lower bound of $\Omega((d/\delta)^{1/2})$.

Case 3: For $\frac{c}{d} \leq \delta \leq 1$, set $L = 1$ and $D = c/\delta$, giving a lower bound of $\Omega(1/\delta)$. \square

Comparing the above lower bound with Theorem 2.4 reveals that our lower bound is tight. Finally, when both **IN-SORTED** and **ADJ** are available, we derive the following lower bound, which we will later show to be tight.

Theorem 2.7. *Consider the adjacency-list model with **JUMP**, **IN-SORTED** and **ADJ**. There exists a graph $G = (V, E)$ with n nodes and m edges, such that for any algorithm solving the single pair problem with source $s \in V$, target $t \in V$, and additive error δ , the average expected running time over all sources $s \in V$ and targets $t \in V$ is $\Omega(\min\{m, (d/\delta)^{1/2}, (1/\delta)^{2/3}\})$, where $d = m/n$.*

Proof. By Lemma 2.1, it suffices to prove the lower bound for a worst-case source s , averaging only over targets t . Construct G as in the proof of Theorem 2.6, and note again that **IN-SORTED** is no different than **IN**. Once again, it suffices to show the lower bound for a given $t \in \mathcal{W}_g$ for a given g . Enumerate each set U_1 , V_1 , U_2 , V_2 and \mathcal{V}_g from 0 to the size of the set minus one. For each i , write $U_1(i)$ for the i th node in U_1 , and write similarly for the other sets. Our enumeration of V_2 and \mathcal{V}_g

should respect $\mathcal{V}_g(i) = V_2((g-1)L+i)$ for all $i \in \{0, \dots, n/L-1\}$. In our construction G , explicitly set $\mathcal{N}_{\text{in}}(V_2(i)) = \{U_2(i), U_2((i+1) \bmod n), \dots, U_2((i+D-1) \bmod n)\}$ for each i . This allows us to define $\varphi: E_1 \rightarrow E_2$ by $\varphi((U_1(i), V_1(j))) = (U_2(((g-1)L + ((i+j) \bmod L) + j) \bmod n), \mathcal{V}_g((i+j) \bmod L))$ for each i and j . Let $E'_1 = U_1 \times V'_1$, where V'_1 is the set of the first $\min\{L, D\}$ nodes of V_1 . Define Q and q as in the proof of Theorem 2.5. Noting that the sets $q(e, \varphi(e))$ are disjoint for different $e \in E'_1$, we similarly get

$$\mathbb{E}[|Q|] \geq \sum_{(u,v) \in V \times V} \mathbb{P}[(u,v) \in Q] \geq \sum_{e \in E'_1} \mathbb{P}[q(e, \varphi(e)) \cap Q \neq \emptyset] \geq \frac{1}{2} \min\{LD, L^2\}.$$

So we have a lower bound of $\Omega(\min\{LD, L^2\})$.

As in the proof of Theorem 2.6, let $c = (1 - \alpha)^4 = O(1)$ and note that we can assume $cn \geq 1$ and $c/\delta \geq 1$ as otherwise the theorem is trivial. We set our parameters as follows:

Case 1: For $0 < \delta \leq \frac{1}{nm}$, set $L = cn$ and $D = d$, giving a lower bound of $\Omega(m)$.

Case 2: For $\frac{1}{nm} \leq \delta \leq \frac{c}{d^3}$, set $L = (c/(d\delta))^{1/2}$ and $D = d$, giving a lower bound of $\Omega((d/\delta)^{1/2})$.

Case 3: For $\frac{c}{d^3} \leq \delta \leq 1$, set $L = D = (c/\delta)^{1/3}$, giving a lower bound of $\Omega((1/\delta)^{2/3})$. \square

In Section 2.5, we prove that this lower bound is tight, by introducing a novel algorithm exploiting its access to **IN-SORTED** and **ADJ**. We thus achieve optimal bounds for both the worst and average case of the single pair problem under all models combining inclusion and exclusion of **JUMP**, **IN-SORTED**, and **ADJ**.

2.5 Our upper bound

This subsection presents our algorithm for solving the single-pair problem in the adjacency-list model with both **IN-SORTED** and **ADJ** operations. We prove that the algorithm runs in $\tilde{O}((1/\delta)^{2/3})$ expected time average over all possible targets t . By combining this bound with the $O((d/\delta)^{1/2})$ bound achieved by **BiPPR** [25] and the $\tilde{O}(m)$ bound achieved by **PowerIteration** (both are described in Section 2.2), we obtain the following theorem:

Theorem 2.8. *There exists an algorithm estimating $\pi(s, t)$ in $\tilde{O}(\min\{m, (d/\delta)^{1/2}, (1/\delta)^{2/3}\})$ average expected time in the adjacency-list model with **IN-SORTED** and **ADJ**.*

We note that the above upper bound (ignoring logarithmic factors) matches the lower bound established in Theorem 2.7, demonstrating the optimality of our result.

2.5.1 Overview

Let us first take an overview of the main ideas and techniques we used in our algorithm and proofs. Algorithm 2 shows a simplified structure of our algorithm. The pseudocode showing the complete structure can be found in Appendix A.1.

Algorithm 2 ApproxSinglePair($s, t, L, n_r, \theta_i, \gamma_i$)

- 1: $\hat{r}_0(t) \leftarrow 1$.
 - 2: **for** $i = 0, 1, 2, \dots, L-1$ **do**
 - 3: **for** each $v \in V$ with $\hat{r}_i(v) > \theta_i$ **do**
 - 4: Push $\hat{r}_i(v)$. // invoke Algorithm 3.
 - 5: Start a random walk from s , and suppose it ends at some vertex u .
 - 6: $q(s, t) \leftarrow \hat{p}(s) + \hat{r}(u)$.
 - 7: **return** the average of n_r independent copies of $q(s, t)$ as the final estimate of $\pi(s, t)$.
-

Our algorithm follows a bidirectional structure, combining backward exploration (Lines 1–4) with Monte Carlo sampling (Line 5) to estimate $\pi(s, t)$. In the backward exploration phase, we divide the original **PushBack** operation into L levels, where $L = O(\log(1/\delta))$. The residue $r_i(v)$ of a node v at level i is used to update the residues of nodes $u \in \mathcal{N}_{\text{in}}(v)$ at level $i + 1$. To efficiently update residues, we utilize the **IN-SORTED** operation to sample in-neighbors u with probabilities inversely proportional to their outdegrees. At each level i , we update the estimate $\hat{r}_{i+1}(u)$ of $r_i(v)$ only for the sampled u .

We show that the above randomized push maintains a “pseudo-invariant”, which serves as a bridge between the backward exploration estimates and the Monte Carlo sampling results. In expectation, this pseudo-invariant matches the invariant maintained by **PushBack** in Lemma 2.2. However, the approximation error introduced by $\hat{r}_i(v)$ is too large to be tightly bounded. To address this, we introduce an ideal estimator $R(v)$ and show that substituting $\hat{r}_i(v)$ with $R(v)$ allows the deviation of the pseudo-invariant from its expectation to be well-controlled using standard concentration inequalities. A key challenge is that the ideal estimator $R(v)$ is infeasible to compute directly. Fortunately, by leveraging the **ADJ** query along with a rough estimation of $\pi(s, u)$ for each node u derived by Monte Carlo sampling, we can still derive a nice estimator \hat{R} . We prove that the approximation error introduced by \hat{R} is within the acceptable threshold.

Notations. In this subsection, we define several variables with subscript i denoting level i (e.g. $\hat{r}_i(v)$ and θ_i). For simplicity, for each of them, we use the same symbol without the subscript to denote the sum of that variable over all levels. For example, $\hat{r}(v) = \sum_{i=0}^L \hat{r}_i(v)$ and $\theta = \sum_{i=0}^L \theta_i$. Unless otherwise specified, all variables used in this subsection are initialized to 0.

2.5.2 Randomized push with threshold

As shown in Algorithm 2, we perform a randomized push operation from each node v with $\hat{r}_i(v) > \theta_i$ at every level $i \in \{0, 1, \dots, L - 1\}$, where θ_i is a predefined threshold parameter. The pseudocode for the randomized push operation is provided in Algorithm 3.

Algorithm 3 Push $\hat{r}_i(v)$

```

1: for each  $u \in \mathcal{N}_{\text{in}}(v)$  do
2:    $\chi_{i+1}(u, v) \leftarrow \frac{(1-\alpha)\hat{r}_i(v)}{d_{\text{out}}(u)}$ .
3:   if  $\chi_{i+1}(u, v) \geq \gamma_{i+1}\theta_{i+1}$  then
4:      $\hat{r}_{i+1}(u) \leftarrow \hat{r}_{i+1}(u) + \chi_{i+1}(u, v)$ .
5:   else
6:      $\hat{r}_{i+1}(u) \leftarrow \hat{r}_{i+1}(u) + \gamma_{i+1}\theta_{i+1}$  with probability  $\frac{\chi_{i+1}(u, v)}{\gamma_{i+1}\theta_{i+1}}$ .
7:  $\hat{p}(v) \leftarrow \hat{p}(v) + \alpha\hat{r}_i(v)$ .
8:  $\hat{r}_i(v) \leftarrow 0$ .

```

Compared to the original deterministic **PushBack** operation described in Algorithm 1, we update $\hat{r}_{i+1}(u)$ for a node $u \in \mathcal{N}_{\text{in}}(v)$ only if its increment $\chi_{i+1}(u, v) = \frac{(1-\alpha)\hat{r}_i(v)}{d_{\text{out}}(u)}$ exceeds a predefined threshold $\gamma_{i+1}\theta_{i+1}$. Otherwise, each $u \in \mathcal{N}_{\text{in}}(v)$ is sampled with probability $\frac{\chi_{i+1}(u, v)}{\gamma_{i+1}\theta_{i+1}}$, and only for those sampled u , $\hat{r}_{i+1}(u)$ is increased by $\gamma_{i+1}\theta_{i+1}$. We assume $\chi_0(t, t) = 1$ for simplicity of analysis. This randomized push operation is similar to the one used in the **RBS** algorithm [33], which was proposed for the single-target problem and is briefly described in Section 4. The main difference is that we use push results to construct a bidirectional estimator in combination with Monte Carlo sampling. In particular, we show that the following pseudo-invariant is maintained

by each randomized push, which we use as the foundation to combine the results from backward exploration and Monte Carlo sampling:

$$\hat{p}(s) + \sum_{u \in V} \pi(s, u) \hat{r}(u) = \pi(s, t).$$

We refer to this as a pseudo-invariant because it holds only in expectation. We formalize this result in Lemma 2.9.

Lemma 2.9. *For each $w \in V$, the following equality holds consistently before and after each invocation of Algorithm 3.*

$$\mathbb{E} \left[\hat{p}(w) + \sum_{u \in V} \pi(w, u) \hat{r}(u) \right] = \pi(w, t). \quad (4)$$

Proof. The equality holds in the initial state, where $\hat{r}(t) = 1$ and $\hat{r}(u) = 0$ for all $u \neq t$. Our goal is to show that this equality remains valid after each invocation of Algorithm 3. Let us consider the change of the left-hand side of equation (4) after executing Algorithm 3 from node v at level i . We note that $\hat{p}(v)$ increases by $\alpha \hat{r}_i(v)$, $\hat{r}(v)$ decreases by $\hat{r}_i(v)$, and for all $u \in \mathcal{N}_{\text{in}}(v)$, $\hat{r}(u)$ increases by $\frac{(1-\alpha)\hat{r}_i(v)}{d_{\text{out}}(u)}$ in expectation. As a result, the left-hand side of equation (4) changes by

$$\mathbb{1}\{w = v\} \alpha \hat{r}_i(v) + \sum_{u \in V} \pi(w, u) \frac{(1-\alpha)\hat{r}_i(v)}{d_{\text{out}}(u)} - \pi(w, v) \hat{r}_i(v),$$

which is equal to zero by Lemma 2.2. This shows that equation (4) is preserved in expectation after each call to Algorithm 3. \square

In the following, we analyze the expected time cost of Algorithm 3. As shown in [33], with access to the IN-SORTED query, a randomized push can be efficiently executed from a node v in time proportional to the actual number of sampled nodes $u \in \mathcal{N}_{\text{in}}(v)$, rather than $d_{\text{in}}(v)$ as required by the basic PushBack operation. A formal description is provided in Lemma 2.10.

Lemma 2.10. *Algorithm 3 can be implemented in $O\left(\frac{\sum_{u \in \mathcal{N}_{\text{in}}(v)} \chi_{i+1}(u, v)}{\gamma_{i+1} \theta_{i+1}} + 1\right)$ expected time.*

Proof. Let us consider a randomized push operation from a node v at level i . We observe that $\chi_{i+1}(u, v)$ for each $u \in \mathcal{N}_{\text{in}}(v)$ is inversely proportional to $d_{\text{out}}(u)$. To implement the sampling, we first generate a uniformly random number $rand \in [0, \gamma_{i+1} \theta_{i+1}]$, and then use the IN-SORTED query to visit the in-neighbors of v in non-decreasing order of their out-degrees $d_{\text{out}}(u)$, stopping once we encounter a node $u \in \mathcal{N}_{\text{in}}(v)$ with $\chi_{i+1}(u, v) \leq rand$. In this way, we visit only the sampled nodes $u \in \mathcal{N}_{\text{in}}(v)$ and one additional node to terminate the process. The lemma then follows directly. \square

It is worth noting that the above implementation guarantees unbiasedness in sampling, but not independence. Each increment to $\hat{r}_{i+1}(u)$ for $u \in \mathcal{N}_{\text{in}}(v)$ is unbiased, with an expected value equal to $\chi_{i+1}(u, v)$. However, since all increments are determined using a shared random number $rand$, they are not mutually independent. Nevertheless, we will show that this sampling scheme is sufficient for our subsequent analysis.

Furthermore, Lemma 2.11 provides an upper bound on the expected time cost of the entire backward exploration process in Algorithm 2 (i.e., Lines 1–4). The proof of Lemma 2.11 is deferred to Appendix A.2.1.

Lemma 2.11. *Let θ' denote a lower bound such that $\gamma_i \theta_i \geq \theta'$ for all i . The expected time cost of performing the backward exploration in Algorithm 2 is upper bounded by $O\left(\frac{n\pi(t)}{\alpha\theta'}\right)$.*

By Lemma 2.11, we observe that achieving the anticipated $\tilde{O}((1/\delta)^{2/3})$ time complexity stated in Theorem 2.8 requires setting $\theta' \geq \delta^{2/3}$. However, in a randomized push operation from a node v at level i , the increment to $\hat{r}_{i+1}(u)$ may deviate from its expected value by up to $\gamma_i \theta_i$. This can lead to an additive error of $O(\gamma_i \theta_i)$ between the estimated value $\hat{\pi}(s, t)$ computed by Algorithm 2 and the true value $\pi(s, t)$ in the worst case. As a result, to ensure a $(1 \pm O(1))$ -multiplicative approximation when $\pi(s, t) \leq \delta$, as required by equation (1), we would need to set $\theta' \leq \delta$, which contradicts the earlier requirement.

To resolve this conflict, in the following subsection, we introduce a substitute variable $R(u)$ for $\hat{r}(u)$ and show that the approximation error can be reduced by replacing $\hat{r}(u)$ with $R(u)$ in the computation of $\hat{\pi}(s, t)$ in Algorithm 2.

2.5.3 An ideal estimator

As shown in Algorithm 2, after completing the backward exploration phase (i.e., Lines 1–4), we compute $\hat{r}(u)$ for the terminal node u of each of the n_r random walks. To reduce the approximation error introduced by $\hat{r}(u)$, we construct a “derandomized” version $R(u)$ of $\hat{r}(u)$ as follows.

Definition 2.12. For each $u \in V$,

$$R(u) = \sum_{i=0}^L \mathbb{1}_i(u) R_i(u),$$

$$\text{where } R_i(u) = \sum_{v \in \mathcal{N}_{\text{out}}(u)} \chi_i(u, v).$$

In the above, $\chi_i(u, v)$ is the value computed by Algorithm 3 from node v at level $i - 1$, and $\mathbb{1}_i(u) = [\hat{r}_i(u) \leq \theta_i]$ is an indicator variable that equals 1 if we never push $\hat{r}_i(u)$ during the entire backward exploration phase (i.e., the condition $\hat{r}_i(u) \leq \theta_i$ holds at the checkpoint shown in Line 3 of Algorithm 2). Ideally, we would like to ensure that $R(u) = \mathbb{E}[\hat{r}(u)]$. However, this equality does not hold because $\mathbb{1}_i(u)$ and $\hat{r}_i(u)$ are mutually dependent. To resolve this issue, each time we invoke Algorithm 3 from a node v at level $i - 1$, we additionally generate an independent copy $\hat{r}'_i(u)$ of $\hat{r}_i(u)$, and use $\hat{r}'_i(u)$, rather than $\hat{r}_i(u)$, to determine whether to push $\hat{r}_i(u)$ (i.e., substituting the push condition in Line 3 of Algorithm 2 from $[\hat{r}_i(u) > \theta_i]$ to $[\hat{r}'_i(u) > \theta_i]$). Consequently, the definition of $\mathbb{1}_i(u)$ is updated as:

$$\mathbb{1}_i(u) = [\hat{r}'_i(u) \leq \theta_i].$$

In this way, we have $R(u) = \mathbb{E}[\hat{r}(u)]$ for any $u \in V$, and the following invariant holds for $R(u)$.

Lemma 2.13. *The following equality holds consistently before and after each invocation of Algorithm 3:*

$$\mathbb{E}\left[\hat{p}(s) + \sum_{u \in V} \pi(s, u) R(u)\right] = \pi(s, t).$$

Proof. Given Lemma 2.9, it suffices to show that $\mathbb{E}[\mathbb{1}_i(u) R_i(u)] = \mathbb{E}[\hat{r}_i(u)]$ for any u and i . Note that $\hat{r}_i(u) = 0$ when $\mathbb{1}_i(u) = 0$. On the other hand, given $\mathbb{1}_i(u) = 1$ and $\hat{r}_{i-1}(v)$ for all $v \in V$, we have

$$\mathbb{E}[\hat{r}_i(u)] = \sum_{v \in \mathcal{N}_{\text{out}}(u)} \chi_i(u, v).$$

Comparing it with the definition of $R_i(u)$ completes the proof. \square

2.5.4 Concentration bounds

In $R(u)$, there is still some randomness in $\chi_i(u, v)$ from previous rounds. However, this randomness is actually on (the out-edges of) $\hat{r}_i(v)$ which has been pushed (that means $\hat{r}'_i(v) > \theta_i$). Intuitively speaking, if γ_i is small enough, $\hat{r}'_i(v) > \theta_i$ infers that $R_i(u), \hat{r}_i(u)$ and $\hat{r}'_i(u)$ are close to each other with high probability. Then, all errors during the backward exploration process can be viewed as small relative errors independent of θ_i . See Appendix A.2.2 for the detailed proof.

Lemma 2.14. *There exists a constant C such that, for any $\epsilon \leq 1$, if $\gamma_i \leq C\epsilon^2/\log(nL)$ for all i , then with high probability, throughout the whole backward exploration process, whenever we decide to push $\hat{r}_i(u)$, we have $|\hat{r}_i(u) - R_i(u)| \leq \epsilon R_i(u)$.*

Based on Lemma 2.14, we can obtain the following concentration bound by examining how the value changes from rounds to rounds. See Appendix A.2.3 for the detailed proof.

Lemma 2.15. *There exists a constant C such that, for any $\epsilon \leq 1$, if $\gamma_i \leq C\epsilon^2/(L^2 \log(nL))$ for all i , then with high probability, $|\hat{p}(s) + \sum_{u \in V} \pi(s, u)R(u) - \pi(s, t)| \leq \epsilon \pi(s, t)$.*

2.5.5 The number of random walks

Now we move to the random walk part. Let's temporarily pretend that we can compute the exact $R(u)$. Recall that for each random walk, if we stop at vertex u , we estimate $\pi(s, t)$ by $q(s, t) = \hat{p}(s) + R(u)$. We take the average of n_r independent copies of $q(s, t)$ as the final estimator $\tilde{\pi}(s, t)$. It's easy to see that $\tilde{\pi}(s, t)$ is an unbiased estimator of our invariant.

Lemma 2.16. $\mathbb{E}[\tilde{\pi}(s, t) \mid \hat{p}(s), \{R(u)\}_{u \in V}] = \hat{p}(s) + \sum_{u \in V} \pi(s, u)R(u)$.

Proof. Each $q(s, t)$ is unbiased since the random walk stops at each vertex u with probability $\pi(s, u)$. Then $\tilde{\pi}(s, t)$ is unbiased. \square

When we finish the backward exploration, we know that $\hat{r}'_i(u) \leq \theta_i$ for any $u \in V$ and $0 \leq i < L$, because otherwise it should be pushed. Similar to Lemma 2.14, as long as γ_i is small, it also indicates that $R_i(u)$ is bounded with high probability. The detailed proof is given in Appendix A.2.4.

Lemma 2.17. *There exists a constant C such that, if $\gamma_i \leq C/\log(nL)$ for all i , then with high probability, for all $u \in V$ and $0 \leq i < L$ such that $\hat{r}_i(u)$ is not pushed, we have $R_i(u) \leq 2\theta_i$.*

On the other hand, notice that the residues are multiplied by $(1 - \alpha)$ at each level when pushing, which means even though we never push at level L , $R_L(u)$ can still be bounded. The detailed proof is given in Appendix A.2.5.

Lemma 2.18. *There exist constants C_1, C_2 such that, if $L \geq C_1 \log(1/\theta_L)/\alpha$ and $\gamma_i \leq C_2/(L^2 \log(nL))$ for all i , then with high probability, $R_L(u) \leq \theta_L$ for all $u \in V$.*

Combining the above lemmas, we know that with high probability, all $R(u)$ can be bounded by 2θ , which means $q(s, t) - \hat{p}(s)$ is a random variable in $[0, 2\theta]$. Then we can obtain the following concentration bound by applying Chernoff bounds. The detailed proof is given in Appendix A.2.6.

Lemma 2.19. *There exist constants C_1, C_2, C_3 such that, for any $\epsilon \leq 1$, if $L \geq C_1 \log(1/\theta_L)/\alpha$, $\gamma_i \leq C_2/(L^2 \log(nL))$ for all i and $n_r \geq C_3 \theta \log(1/p_f)/(\epsilon \delta)$, then with probability $1 - p_f$, $|\hat{p}(s) + \sum_{u \in V} \pi(s, u)R(u)| \leq \epsilon \max\{\delta, \hat{p}(s) + \sum_{u \in V} \pi(s, u)R(u)\}$.*

2.5.6 The real estimator

Finally, the only missing part is how to compute $R(u)$. Note that $\tilde{\pi}(s, t)$ can be written as:

$$\tilde{\pi}(s, t) = \hat{p}(s) + \frac{1}{n_r} \sum_{k=1}^{n_r} R(u_k),$$

where u_k is the destination of the k -th random walk. We actually compute an estimator $\hat{R}(u_k)$ of each³ $R(u_k)$, resulting in:

$$\hat{\pi}(s, t) = \hat{p}(s) + \frac{1}{n_r} \sum_{k=1}^{n_r} \hat{R}(u_k).$$

The idea is, each out-neighbor of u_k has some contribution to $R(u_k)$. For the out-neighbors whose contributions are small, we only need to sample some of them to estimate their total contribution. On the other hand, if a neighbor v has a large contribution, it must have a large $\hat{p}(v)$, since we must have pushed a lot of residue from v . Since $\hat{p}(v)$ is at most $\pi(v, t)$, the number of such vertices can be bounded. Therefore, we first leverage ADJ to efficiently compute the contributions from out-neighbors v with $\hat{p}(v) > \tau$, where τ is a predefined threshold parameter. We then sample n_s nodes from the remaining out-neighbors to estimate their total contributions. The pseudocode for computing $\hat{R}(u_k)$ is provided in Algorithm 4.

Algorithm 4 Compute $\hat{R}(u_k)$

```

1:  $\hat{R}(u_k) \leftarrow 0$ .
2: for each  $v \in V_\tau$  do    // The set  $V_\tau$  contains all nodes  $v$  in  $G$  with  $\hat{p}(v) > \tau$ .
3:   if  $(u_k, v) \in E$  then
4:      $\hat{R}(u_k) \leftarrow \hat{R}(u_k) + \sum_i \mathbb{1}_i(u_k) \chi_i(u_k, v)$ .
5: for  $j = 1, 2, \dots, n_s$  do
6:    $v_j \leftarrow$  a uniformly random vertex in  $\mathcal{N}_{\text{out}}(u_k) \setminus V_\tau$ .
7:    $\hat{R}(u_k) \leftarrow \hat{R}(u_k) + \frac{|\mathcal{N}_{\text{out}}(u_k) \setminus V_\tau|}{n_s} \sum_i \mathbb{1}_i(u_k) \chi_i(u_k, v_j)$ .
8: return  $\hat{R}(u_k)$ .

```

Lemma 2.20. *Each $\hat{R}(u_k)$ can be computed in $O\left(n_s L + \frac{n\pi(t)L}{\tau}\right)$ time.*

Proof. V_τ can be easily computed as a list during backward exploration, and $|V_\tau| \leq \frac{n\pi(t)}{\tau}$ since

$$\sum_{v \in V} \hat{p}(v) \leq \sum_{v \in V} \pi(v, t) = n\pi(t).$$

Line 6 can be simply done in constant time if $|\mathcal{N}_{\text{out}}(u) \setminus V_\tau| \geq |V_\tau|$; Otherwise we can traverse $\mathcal{N}_{\text{out}}(u)$ in $O(|V_\tau|)$ time. In total, we visit $O\left(n_s + \frac{n\pi(t)}{\tau}\right)$ out-neighbors, and for each of them, we use $O(L)$ time to go through all levels. \square

Here is our last concentration bound. The proof is again basically Chernoff bounds. See Appendix A.2.7 for the detailed proof.

Lemma 2.21. *There exists a constant C such that, for any $\epsilon \leq 1$, if $n_r n_s / \tau \geq C \log(1/p_f) / (\alpha \min\{\delta, \epsilon\})$, then with probability $1 - p_f$, $|\hat{\pi}(s, t) - \tilde{\pi}(s, t)| \leq \epsilon \max\{\delta, \tilde{\pi}(s, t)\}$.*

³We may have $u_{k_1} = u_{k_2}$. In this case we still compute $\hat{R}(u_{k_1})$ and $\hat{R}(u_{k_2})$ separately to make sure they are independent (given $\{R(u)\}_{u \in V}$).

2.5.7 Putting everything together

Now we have everything we need for an $\tilde{O}((1/\delta)^{2/3})$ time algorithm. Lemmas 2.15, 2.19 and 2.21 guarantees the error probability, and Lemmas 2.11 and 2.20 tells us the time complexity.

Theorem 2.22. *In $\tilde{O}((1/\delta)^{2/3})$ time, we can compute $\hat{\pi}(s, t)$ such that with probability at least $1 - p_f$, $|\hat{\pi}(s, t) - \pi(s, t)| \leq \epsilon \max\{\delta, \pi(s, t)\}$, for any constants $p_f, \epsilon \in (0, 1)$.*

Proof. Combining Lemmas 2.11, 2.15 and 2.19 to 2.21, we can get the desired concentration bound in time

$$O\left(\frac{n\pi(t)}{\alpha\theta'} + n_r\left(\frac{1}{\alpha} + n_s L + \frac{n\pi(t)L}{\tau}\right)\right),$$

with the following constraints for the parameters:

1. $\gamma_i \theta_i \geq \theta'$ for each level i ;
2. $\gamma_i = O(\epsilon^2/(L^2 \log(nL)))$ for each level i ;
3. $L = \Omega(\log(1/\theta_L)/\alpha)$;
4. $n_r = \Omega(\theta \log(1/p_f)/(\epsilon\delta))$;
5. $n_r n_s / \tau = \Omega(\log(1/p_f)/(\alpha\epsilon\delta))$.

Recall that $\mathbb{E}[n\pi(t)] = 1$ for a uniformly random target node t .

Setting $\theta_i = \Theta(\delta^{2/3})$ for all i and $L = \Theta\left(\frac{\log(1/\delta)}{\alpha}\right)$ satisfies the third constraint. Then, the second constraint suggests that $\gamma_i = \Theta\left(\frac{\epsilon^2 \alpha^2}{\log^2(1/\delta) \log(nL)}\right)$ for all i . The first constraint is satisfied by $\theta' = \Theta\left(\frac{\delta^{2/3} \epsilon^2 \alpha^2}{\log^2(1/\delta) \log(nL)}\right)$. On the other hand, $\theta = \sum_i \theta_i = \Theta\left(\frac{\delta^{2/3} \log(1/\delta)}{\alpha}\right)$, so $n_r = \Theta\left(\frac{\log(1/\delta) \log(1/p_f)}{\delta^{1/3} \epsilon \alpha}\right)$ satisfies the fourth constraint. Finally, the fifth constraint is satisfied by $n_s = 1/P = \Theta\left(\frac{1}{\delta^{1/3}}\right)$.

Then the expected time complexity is

$$O\left(\frac{\log^2(1/\delta) \log(nL/p_f)}{\delta^{2/3} \epsilon^2 \alpha^3}\right) = \tilde{O}\left((1/\delta)^{2/3}\right)$$

for a uniformly random target node t . □

3 The single source problem

This section presents our results for the single source problem, where we are interested in estimating $\pi(s, t)$ for every possible target $t \in V$. The error requirement for each $\pi(s, t)$ is the same as in the single pair case (i.e., equation (1)).

Recall from Lemma 2.1 that for the single source problem, the average-case complexity (averaged over all n possible sources s) is the same as the worst-case complexity. Therefore, we will only consider the problem for a worst-case source.

Prior work [11, 29, 38, 37] shows that the single source problem can be solved in $\tilde{O}(\min\{1/\delta, m\})$ time in the adjacency-list model. This bound is obtained by combining the $O(1/\delta)$ complexity achieved by Monte Carlo sampling [11] from the given source s , with the $\tilde{O}(m)$ complexity achieved by **PowerIteration**[29, 40] (in its forward version, which complements the global backward exploration approach described in Section 2.2.2).

On the lower bound side, the best-known result is $\Omega(\min n, 1/\delta)$, derived simply by considering the worst-case output size of the single-source problem. In the following theorem, we show that the lower bound can be improved to the matching $\Omega(\min\{m, 1/\delta\})$, even in the adjacency-list model augmented with JUMP, IN-SORTED, and ADJ queries. This lower bound matches the previous upper bound, establishing that the complexity of the single-source problem is $\tilde{\Theta}(\min\{m, 1/\delta\})$.

Theorem 3.1. *Consider the adjacency-list model with JUMP, IN-SORTED and ADJ. There exists a graph $G = (V, E)$ with n nodes and m edges, such that for any algorithm solving the single source problem with source $s \in V$ and additive error δ , the expected running time is $\Omega(\min\{m, 1/\delta\})$.*

Proof. The single-source problem is harder than the single-pair problem, as it requires estimating $\pi(s, t)$ for all $t \in V$. Thus, the lower bound follows from Theorem 2.5. \square

4 The single target problem

This section focuses on the single-target problem: estimating $\pi(s, t)$ for a given target $t \in V$ and all n possible sources $s \in V$. The error requirement for each $\pi(s, t)$ is also the same as that in the single-pair problem, as specified in Equation (1).

4.1 Known upper bounds

Prior work for solving the single target problem is mainly backward exploration methods. Among them, the global **PowerIteration** method [29] as described in Section 2.2.2 can solve the single target problem in $\tilde{O}(m)$ time in the adjacency-list model.

Additionally, a recent work, RBS [33], introduces randomness into the original **PushBack** operations. It leverages the IN-SORTED query to sample each in-neighbor u of v with probability $\frac{(1-\alpha)r(v)}{\delta d_{\text{out}}(u)}$, and increases $r(u)$ by $O(\delta)$ only for the sampled $u \in \mathcal{N}_{\text{in}}(v)$. As a result, the expected increment of $r(u)$ in a randomized **PushBack**(v) remains $O\left(\frac{(1-\alpha)r(v)}{\delta d_{\text{out}}(u)}\right)$ for each $u \in \mathcal{N}_{\text{in}}(v)$, while the actual number of updates to $r(u)$ is significantly reduced. RBS performs such randomized **PushBack**(v) operations for each v with nonzero $r(v)$. It is shown that the expected time cost of RBS can be upper bounded by $\tilde{O}\left(\sum_{v \in V} \frac{\pi(v, t)}{\delta}\right)$ for estimating $\pi(s, t)$ for every node s in the graph. This running time becomes $\tilde{O}(n/\delta)$ in the worst case. Together with the $\tilde{O}(m)$ running time of **PowerIteration**, we can then establish the $\tilde{O}(\min\{m, n/\delta\})$ complexity bound in the adjacency-list model with the IN-SORTED query. As a result, we have the following lemma.

Lemma 4.1 ([29, 2]). *The single target problem can be solved in $\tilde{O}(m)$ time in the adjacency-list model. If IN-SORTED is also available, the problem can be solved in $\tilde{O}(\min\{m, n/\delta\})$ time.*

When considering the average running time over all targets $t \in V$, the local backward exploration approach **ApproxContributions**[2] can solve the single-target problem in $O(d/\delta)$ average time in the adjacency-list model. The RBS algorithm[33] solves it in $\tilde{O}\left(\frac{1}{n} \sum_{t \in V} \sum_{v \in V} \frac{\pi(v, t)}{\delta}\right) = \tilde{O}(1/\delta)$ time with the help of IN-SORTED queries. Together with the $\tilde{O}(m)$ complexity achieved by **PowerIteration**, we derive the following theorem.

Lemma 4.2 ([29, 2, 33]). *The single target problem can be solved in $\tilde{O}(\min\{m, d/\delta\})$ average time in the adjacency-list model. If the IN-SORTED query is also available, then the problem can be solved in $\tilde{O}(\min\{m, 1/\delta\})$ average time.*

4.2 Our upper bounds

Below, we establish the upper bound for solving the single target problem in the adjacency-list model with JUMP.

Theorem 4.3. *In the adjacency-list model with JUMP, the single-target problem can be solved in $\tilde{O}(\min\{m, n/\delta\})$ time in the worst case, or in $\tilde{O}(\min\{m, (m/\delta)^{1/2}, d/\delta\})$ average time over all targets t .*

Proof. In the worst case, we can first use the JUMP operation to jump to a node s , and then perform Monte Carlo sampling [11] from s to estimate $\pi(s, t)$. The expected running time of Monte Carlo sampling for estimating $\pi(s, t)$ is upper bounded by $O(1/\delta)$. To ensure that any node $s \in V$ is visited with constant probability via JUMP, we need $\Theta(n)$ JUMP operations. As a result, the single-target problem can be solved in $O(n/\delta)$ time. Combining this $O(n/\delta)$ bound with the $\tilde{O}(m)$ bound achieved by PowerIteration [29], we conclude that the single-target problem can be solved in $\tilde{O}(\min\{m, n/\delta\})$ time in the adjacency-list model with JUMP.

In the average case, we adopt the bidirectional algorithm structure introduced in [25], which combines Monte Carlo sampling (from each node using JUMP to reach nodes uniformly) with backward exploration from the target t . It was shown in [25] that to estimate $\pi(s, t)$ for a single node pair (s, t) under the requirement defined in Equation (1), it suffices to simulate $O(r_{\max}/\delta)$ Monte Carlo samples, along with a ApproxContributions computation requiring $O(d/r_{\max})$ expected time on average. Therefore, to solve the single-target problem, the total expected time for Monte Carlo sampling becomes $O(nr_{\max}/\delta)$. Balancing this cost with the $O(d/r_{\max})$ time of ApproxContributions gives an optimal setting of $r_{\max} = (d\delta/n)^{1/2}$, resulting in a total time of $O((m/\delta)^{1/2})$. Combining this $O((m/\delta)^{1/2})$ bound with the $O(d/\delta)$ bound achieved by ApproxContributions and the $\tilde{O}(m)$ bound achieved by PowerIteration, we obtain the final bound of $\tilde{O}(\min\{m, (m/\delta)^{1/2}, d/\delta\})$, as claimed in Theorem 4.3. This concludes the proof. \square

4.3 Known lower bounds

Existing lower bounds [33] are all established based on the worst-case output size of

$$\Omega\left(\min\left\{n, \sum_{s \in V} \frac{\pi(s, t)}{\delta}\right\}\right) = \Omega\left(\min\left\{n, \frac{n\pi(t)}{\delta}\right\}\right),$$

for solving the single-target problem. This yields an $\Omega(n)$ lower bound for the worst-case computational complexity, and an $\Omega(\min\{n, 1/\delta\})$ lower bound for the average case. However, formal proofs, especially for the average case, are omitted in previous works. For completeness, we provide formal proofs of the two lower bounds below.

We construct a graph consisting of a target node t with a self-loop and n in-neighbors, as in Figure 3a. Any algorithm must output an estimate for each in-neighbor u of t , since $\pi(u, t) = 1 - \alpha \geq \delta$. We assume $(1 - \alpha)/\delta \geq 1$ as otherwise the case is trivial. This yields the $\Omega(n)$ lower bound for the worst-case computational complexity. For the average case, two constructions can both give a lower bound of $\Omega(\min\{n, 1/\delta\})$. For the first construction, let g be a node with n in-neighbors and $\min\{n, 1/\delta\}$ out-neighbors each with a self-loop, as in Figure 3b. Here, we get output size $\Theta(n)$ when the target is any of the $\min\{n, 1/\delta\}$ out-neighbors of g , so averaged over all n possible targets, we get output size $\Omega(\min\{n, 1/\delta\})$. For the second construction, we consider the disjoint union of $\max\{1, n\delta\}$ copies of the graph consisting a node g with $\min\{n, 1/\delta\}$ in-neighbors and $\min\{n, 1/\delta\}$ out-neighbors each with a self-loop. Here, we get output size $\Theta(\min\{n, 1/\delta\})$ when the target is any of the n out-neighbors.

Notably, we cannot improve the above lower bounds using the output-size technique, since each node u can have $\pi(u, v) \geq \delta$ for at most $\min\{n, 1/\delta\}$ nodes v . In other words, this technique can never yield a lower bound better than $\Omega(n)$. In the next subsection, we will show how to go beyond these limitations and obtain stronger lower bounds.

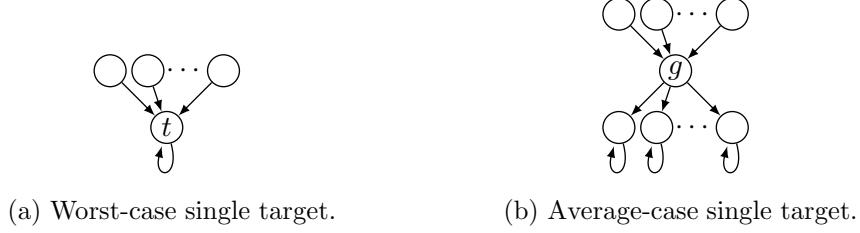


Figure 3: Output-size lower bound constructions.

4.4 Our lower bounds

We improve on all previously known lower bounds, giving tight lower bounds in the adjacency-list model in both the worst and average cases with any subset of JUMP, IN-SORTED, and ADJ. The approach builds on the lower bounds of the single pair problem, where the hard instance includes a lower part that makes exploration from the target node expensive. We push this lower part for the single-target setting, modifying the hard instance, and in doing so, obtain optimal lower bounds. Note that the tight bounds show that having access to the ADJ operation does not change the complexity of the problem. Therefore, when considering the different models, we assume that ADJ is always included for the lower bounds. Throughout the proofs in this section, we will assume that $\delta \leq (1 - \alpha)^3$.

Starting with the worst-case complexity for the adjacency-list model, we get a lower bound of $\Omega(m)$, showing that the **PowerIteration** algorithm is optimal up to logarithmic factors.

Theorem 4.4. *Consider the adjacency-list model with ADJ. There exists a graph $G = (V, E)$ with n nodes and m edges, such that for any algorithm solving the single target problem with target $t \in V$ and additive error δ , the expected running time is $\Omega(m)$.*

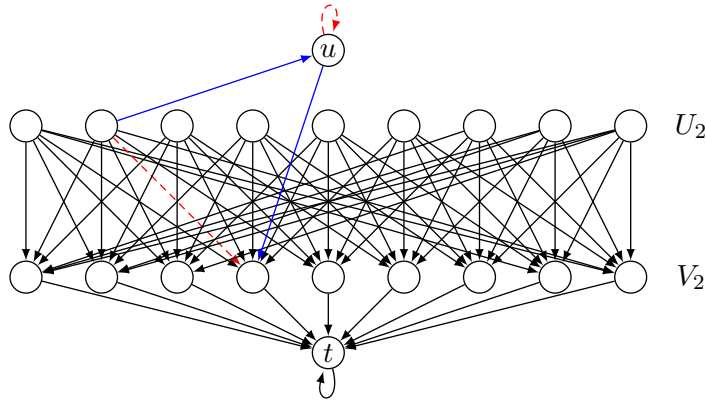


Figure 4: Hard instance for the worst-case single target problem with ADJ.

Proof. Let us construct the graph $G = (V, E)$. First, we let the node set V be the disjoint union of sets $\{u\}$, U_2 , V_2 , and $\{t\}$. We give these sets sizes $|U_2| = |V_2| = n$. We construct the edge set

E as follows: u has a self-loop; each node in U_2 has d edges to V_2 , such that each node in V_2 has in-degree d ; each node in V_2 has an edge to t ; and t has a self-loop. Let e_1 denote the self-loop of u , and let E_2 denote the subset of edges from U_2 to V_2 . See Figure 4 for an illustration, which also includes a *swap*. Note that $|V| = \Theta(n)$ and $|E| = \Theta(m)$.

If we perform a swap on e_1 and any $e_2 \in E_2$ as in the proof of Theorem 2.5, we get a modified graph G' , where $\pi(u, t) = (1 - \alpha)^2 \geq \delta$. Thus, an algorithm must distinguish between G and G' .

Analogously to previous proofs, we get a lower bound of $\Omega(nd) = \Omega(m)$. \square

This result shows that local methods are not useful in this model. Furthermore, for the stronger model that also includes JUMP and ADJ, we get a lower bound of $\Omega(\min\{m, n/\delta\})$, as shown in the below theorem.

Theorem 4.5. *Consider the adjacency-list model with JUMP, IN-SORTED and ADJ. There exists a graph $G = (V, E)$ with n nodes and m edges, such that for any algorithm solving the single target problem with target $t \in V$ and additive error δ , the expected running time is $\Omega(\min\{m, n/\delta\})$.*

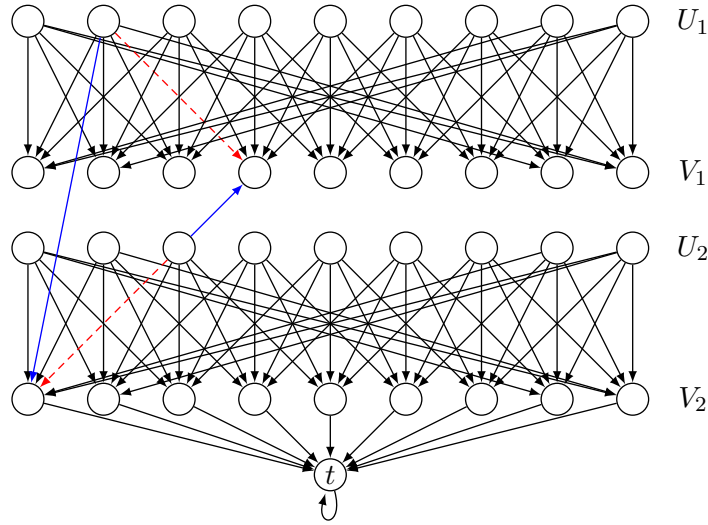


Figure 5: Hard instance for the worst-case single target problem with IN-SORTED, JUMP and ADJ.

Proof. Let us construct the graph $G = (V, E)$. First, we let the node set V be the disjoint union of sets U_1 , V_1 , U_2 , V_2 , and $\{t\}$. We give these sets sizes $|U_1| = |V_1| = |U_2| = |V_2| = n$. Let D be a parameter that will be set later. We construct the edge set E as follows: for each $i \in \{1, 2\}$, each node in U_i has D edges to V_i , such that each node in V_i has in-degree D ; each node in V_2 has an edge to t ; and t has a self-loop. See Figure 5 for an illustration, which also includes a *swap*. Let E_i denote the subset of edges from U_i to V_i for $i \in \{1, 2\}$. To ensure a well-defined construction, we will ensure that $D \geq 1$ when setting D . To satisfy $|E| = O(m)$ we will ensure that $D \leq d$. To satisfy $|E| = \Omega(m)$, we add an isolated subgraph with m edges. Note that we always have $|V| = \Theta(n)$.

If we perform a swap on any $(u_1, v_1) \in E_1$ and any $(u_2, v_2) \in E_2$ as in the proof of Theorem 2.5, we get a modified graph G' , where $\pi(u_1, t) = (1 - \alpha)^2/D$. When setting D , we will ensure that $\pi(u_1, t) \geq \delta$, so an algorithm must distinguish between G and G' . Analogously to previous proofs, we get a lower bound of $\Omega(nD)$.

We now set our parameters, casing on the minimum term among m and n/δ . In each case, it is easy to check that $1 \leq D \leq d$, and $\pi(u_1, t) \geq \delta$, as promised. Let $c = (1 - \alpha)^2$ and recall our assumption that $\delta \leq c$.

Case 1: For $0 < \delta \leq \frac{c}{d}$, set $D = d$, giving a lower bound of $\Omega(m)$.

Case 2: For $\frac{c}{d} \leq \delta \leq 1$, set $D = c/\delta$, giving a lower bound of $\Omega(n/\delta)$. \square

In the average-case setting, we begin with the adjacency-list model with ADJ. We establish a tight lower bound of $\Omega(\min m, d/\delta)$, improving upon the previous result of $\Omega(\min\{n, d/\delta\})$.

Theorem 4.6. *Consider the adjacency-list model with ADJ. There exists a graph $G = (V, E)$ with n nodes and m edges, such that for any algorithm solving the single target problem with target $t \in V$ and additive error δ , the average expected running time over all targets $t \in V$ is $\Omega(\min\{m, d/\delta\})$, where $d = m/n$.*

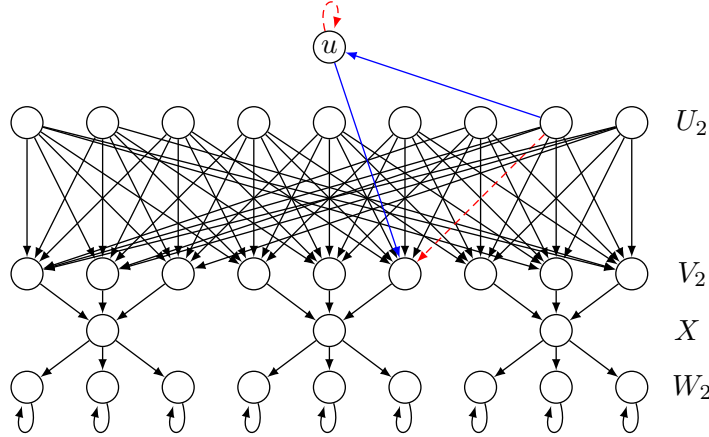


Figure 6: Hard instance for the average-case single target problem with ADJ.

Proof. Let us construct the graph $G = (V, E)$. First, we let the node set V be the disjoint union of sets $\{u\}$, U_2 , V_2 , X and W_2 . We give these sets sizes $|U_2| = |V_2| = |W_2| = n$. Let L be a parameter to be set later. We form a family of subsets $\{\mathcal{V}_1, \dots, \mathcal{V}_{n/L}\}$ (resp. $\{\mathcal{W}_1, \dots, \mathcal{W}_{n/L}\}$) partitioning V_2 (resp. W_2) into subsets of size L , and enumerate the nodes of $X = \{x_1, \dots, x_{n/L}\}$. We construct the edge set E as follows: u has a self-loop; each node in U_2 has d edges to V_2 , such that each node in V_2 has in-degree d ; for each $i \in \{1, \dots, n/L\}$ each node in \mathcal{V}_i has an edge to x_i which has an edge to every node in \mathcal{W}_i ; and each node in W_2 has a self-loop. Let e_1 denote the self-loop of u , and let E_2 denote the subset of edges from U_2 to V_2 . See Figure 6 for an illustration, which also includes a swap. To ensure a well-defined construction, we will ensure $1 \leq L \leq n$. Note that $|V| = \Theta(n)$ and $|E| = \Theta(m)$.

If we perform a swap on e_1 and any $e_2 \in E_2$ as in the proof of Theorem 2.6, we get a modified graph G' , where $\pi(u, t) = (1 - \alpha)^3/L$. This can be verified using equation (2). When setting L we will ensure that $\pi(u, t) \geq \delta$, so an algorithm must distinguish between G and G' . Analogously to previous proofs, we get a lower bound of $\Omega(Ld)$.

We now set our parameters, casing on the minimum term among m and d/δ . In each case, it is easy to check that $1 \leq L \leq n$, and $\pi(u, t) \geq \delta$, as promised. Let $c = (1 - \alpha)^3$ and recall our assumption that $\delta \leq c$.

Case 1: For $0 < \delta \leq \frac{1}{n}$, set $L = cn$, giving a lower bound of $\Omega(m)$.

Case 2: For $\frac{1}{n} \leq \delta \leq 1$, set $L = c/\delta$, giving a lower bound of $\Omega(d/\delta)$. \square

Moreover, when JUMP is also available, we obtain a lower bound of $\Omega(\min\{m, (m/\delta)^{1/2}, d/\delta\})$ as shown in the below theorem.

Theorem 4.7. *Consider the adjacency-list model with JUMP and ADJ. There exists a graph $G = (V, E)$ with n nodes and m edges, such that for any algorithm solving the single target problem with target $t \in V$ and additive error δ , the average expected running time over all targets $t \in V$ is $\Omega(\min\{m, (m/\delta)^{1/2}, d/\delta\})$, where $d = m/n$.*

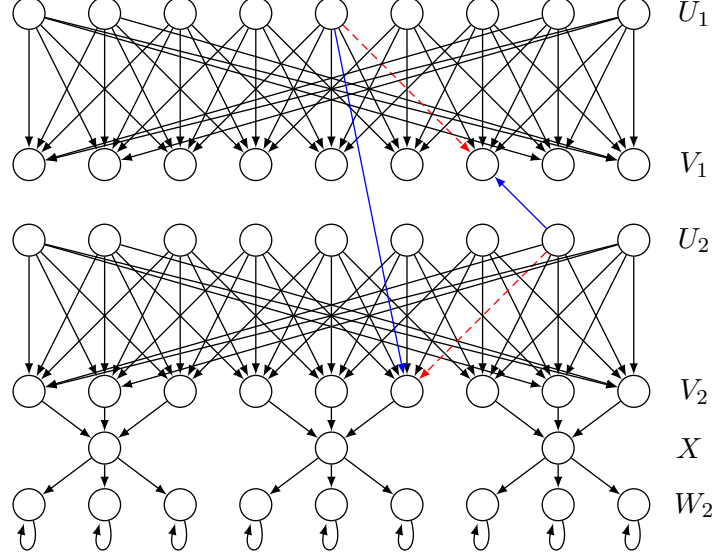


Figure 7: Hard instance for the average-case single target problem with JUMP and ADJ.

Proof. Let us construct the graph $G = (V, E)$. First, we let the node set V be the disjoint union of sets U_1, V_1, U_2, V_2, X and W_2 . Let L and D be parameters to be set later. We give these sets sizes $|U_1| = |V_1| = |U_2| = |V_2| = |W_2| = n$. We form a family of subsets $\{\mathcal{V}_1, \dots, \mathcal{V}_{n/L}\}$ (resp. $\{\mathcal{W}_1, \dots, \mathcal{W}_{n/L}\}$) partitioning V_2 (resp. W_2) into subsets of size L , and enumerate the nodes of $X = \{x_1, \dots, x_{n/L}\}$. We construct the edge set E as follows: each node in U_1 has D edges to V_1 , such that each node in V_1 has in-degree D ; each node in U_2 has d edges to V_2 , such that each node in V_2 has in-degree d ; for each $i \in \{1, \dots, n/L\}$ each node in \mathcal{V}_i has an edge to x_i which has an edge to every node in \mathcal{W}_i ; and each node in W_2 has a self-loop. Let E_i denote the subset of edges from U_i to V_i for $i \in \{1, 2\}$. See Figure 7 for an illustration, which also includes a swap. To ensure a well-defined construction, we will ensure $1 \leq L \leq n$ and $D \geq 1$. To satisfy $|E| = O(m)$, we will ensure $D \leq d$. Observe that we always have $|V| = \Theta(n)$ and $|E| = \Omega(m)$.

If we perform a swap on any $(u_1, v_1) \in E_1$ and $(u_2, v_2) \in E_2$ as in the proof of Theorem 2.6, we get a modified graph G' , where $\pi(u_1, t) = (1 - \alpha)^3 / (LD)$. This can be verified using equation (2). When setting L and D we will ensure that $\pi(u, t) \geq \delta$, so an algorithm must distinguish between G and G' . Analogously to previous proofs, we get a lower bound of $\Omega(\min\{nD, Ld\})$, where the Ld time cost is incurred by scanning backward from t , while the nD time cost comes from jumping to a node in U_1 and then locating the swapped edge.

We now set our parameters, casing on the minimum term among $m, (m/\delta)^{1/2}$ and d/δ . In each case, it is easy to check that $1 \leq L \leq n$, $1 \leq D \leq d$, and $\pi(u_1, t) \geq \delta$, as promised. Let $c = (1 - \alpha)^3$ and recall our assumption that $\delta \leq c$.

Case 1: For $0 < \delta \leq \frac{1}{m}$, set $L = cn$ and $D = d$, giving a lower bound of $\Omega(m)$.

Case 2: For $\frac{1}{m} \leq \delta \leq \frac{dc}{n}$, set $L = (nc/(d\delta))^{1/2}$ and $D = (dc/(n\delta))^{1/2}$, giving a lower bound of $\Omega((m/\delta)^{1/2})$.

Case 3: For $\frac{dc}{n} \leq \delta \leq 1$, set $L = c/\delta$ and $D = 1$, giving a lower bound of $\Omega(d/\delta)$. \square

By including the IN-SORTED query, we get a lower bound of $\Omega(\min\{m, 1/\delta\})$ as presented below.

Theorem 4.8. *Consider the adjacency-list model with JUMP, IN-SORTED, and ADJ. There exists a graph $G = (V, E)$ with n nodes and m edges, such that for any algorithm solving the single target problem with target $t \in V$ and additive error δ , the average expected running time over all targets $t \in V$ is $\Omega(\min\{m, 1/\delta\})$, where $d = m/n$.*

Proof. The hard instance is nearly identical to the one presented in the proof of Theorem 4.7, with a single modification: both U_1 and U_2 now have D edges to V_1 and V_2 , respectively. After the swap is performed, we still have $\pi(u_1, t) = (1 - \alpha)^3/(LD)$. We will ensure $1 \leq L \leq n$, $1 \leq D \leq d$, and $\pi(u_1, t) \geq \delta$. The lower bound then becomes $\Omega(LD)$.

We now set our parameters, casing on the minimum term among m , $1/\delta$. In each case, it is easy to check that $1 \leq L \leq n$, $1 \leq D \leq d$, and $\pi(u_1, t) \geq \delta$, as promised (in Theorem 4.7). Let $c = (1 - \alpha)^3$ and recall our assumption that $\delta \leq c$.

Case 1: For $0 < \delta \leq \frac{1}{m}$, set $L = cn$ and $D = d$, giving a lower bound of $\Omega(m)$.

Case 2: For $\frac{1}{m} \leq \delta \leq \frac{c}{d}$, set $L = c/(d\delta)$ and $D = d$, giving a lower bound of $\Omega(1/\delta)$.

Case 3: For $\frac{c}{d} \leq \delta \leq 1$, set $L = 1$ and $D = c/\delta$, giving a lower bound of $\Omega(1/\delta)$. \square

5 The single node problem

We focus on the single node problem in this section: given a target node t , we wish to compute an estimate $\hat{\pi}(t)$ of $\pi(t)$, such that

$$\Pr\{|\hat{\pi}(t) - \pi(t)| \geq \epsilon\pi(t)\} \leq p_f, \quad (5)$$

where ϵ and p_f are small constants. We note that for any $t \in V$, $\pi(t) = \frac{1}{n} \sum_{s \in V} \pi(s, t)$, and $\pi(t, t) \geq \alpha$ by equation (2). Thus, we have $\pi(t) \geq \alpha/n$ for every $t \in V$.

We again consider the complexity of this problem both for a worst-case target, and when averaging the running time over all possible targets. To the best of our knowledge, this average-case version of the problem has not been considered before. We believe that it is just as relevant as considering the average-case versions of the previously considered problems, by exactly the same motivation. When averaging over all targets, we can obtain better bounds, and the average-case running time might be more important in practice.

5.1 Known upper bounds

Since $\pi(t)$ is the average of $\pi(s, t)$ over all nodes s , the **PowerIteration** method can be used to solve the single-node problem in $\tilde{O}(m)$ time in the adjacency-list model. Additionally, the single node problem has a successful history in the context of PageRank centrality estimation [4, 5, 6, 35, 8]. Bressan, Peserico, and Pretto [5] presented the first sublinear algorithm for the single-node problem, achieving a running time of $O(n^{5/7}m^{1/7})$. This bound was later improved to $O(n^{2/3}m^{1/6})$ [6]. A very recent work [35] further improves the upper bound to $O(n^{1/2}m^{1/4})$ and proves its optimality in the adjacency-list model with access to JUMP. By combining the above upper bounds, we obtain the following lemma.

Lemma 5.1. *The single node problem can be solved in $\tilde{O}(m)$ time in the adjacency-list model. If JUMP is also available, the problem can be solved in $O(n^{1/2}m^{1/4})$ time.*

It is worth noting that the RBS algorithm can also be applied to the single node problem by interpreting $\pi(t)$ as the average of $\pi(u, t)$ over all $u \in V$. Its time complexity becomes $\tilde{O}(n\pi(t)/\delta) =$

$\tilde{O}(n^2\pi(t))$ when setting $\delta = \alpha/n$, which is the known lower bound for $\pi(t)$ for any node t . However, since $\pi(t)$ can be as large as $\alpha = \Theta(1)$, this complexity may not improve upon the $\tilde{O}(m)$ bound achieved by **PowerIteration**. In the next subsection, we show that by adaptively setting $\delta = \pi(t)$, the complexity can be improved to $\tilde{O}(n\pi(t)/\delta) = \tilde{O}(n)$.

Additionally, the average-case computational complexity of the single-node problem has not been studied previously, but it is always expected to be no greater than the worst-case complexity. As a result, in the adjacency-list model, the average-case complexity can also be bounded by $\tilde{O}(m)$.

5.2 Our upper bounds

We now prove our new upper bound for the single node problem, in both worst and average cases.

Theorem 5.2. *The single node problem can be solved in $\tilde{O}(n)$ time in the adjacency-list model with IN-SORTED.*

Proof. Recall that the RBS algorithm [33] can solve the single target problem in $\tilde{O}\left(\frac{n\pi(t)}{\delta}\right)$ time, such that $|\hat{\pi}(u, t) - \pi(u, t)| \leq \frac{\epsilon}{2} \max\{\pi(u, t), \delta\}$ holds for all u with probability at least $1 - p_f/\log n$. If we can set $\delta = \pi(t)$ and run the RBS algorithm, then we can collect the output of the single target problem to compute the answer of the single node problem within an additive error $\epsilon\pi(t)$. The only issue is that we don't know $\pi(t)$ in advance, of course. However, we know that $\pi(t) \in [\Omega(1/n), 1]$. Our algorithm is, we first try $\delta = 1$ and compute an estimate $\hat{\pi}(t)$. Then, if $\delta > 1/n$ and $\hat{\pi}(t) > (1 + \epsilon)\delta$, we stop and output it. Otherwise, we repeat with $\delta/2$.

When $\delta > \pi(t)$, the probability that the additive error is larger than $\epsilon\delta$ is at most $p_f/\log n$, so the probability that we stop in this round is at most $p_f/\log n$. When $\delta \leq \pi(t)$, the probability that the additive error is larger than $\epsilon\pi(t)$ is at most $p_f/\log n$, so the probability that we get an incorrect estimator in this round is $p_f/\log n$. Since there are at most $\log n$ rounds, by a union bound, the probability that we stop and output an incorrect estimator is at most p_f .

The (expected) total time we spent in the rounds with $\delta = \Omega(\pi(t))$ is $\tilde{O}(n)$, since δ decreases exponentially. On the other hand, when $\delta = O(\pi(t))$, in each round we will stop with probability at least $1 - p_f/\log n$. So, the probability that we reach the i -th round after the $\Theta(\pi(t))$ threshold is $O((\log n)^{-i})$, while the expected time we spend in this round (given that we reach this round) is only $\tilde{O}(n2^i)$. So the total time complexity is $\tilde{O}(n)$. \square

For the average case, when the model does not support JUMP, there are no improvements against the worst case, as we will show tight lower bounds later. However, with the JUMP operation, the upper bound can be improved to $\tilde{O}(\sqrt{m})$. When the model supports both IN-SORTED and ADJ in addition, it can be further improved to $\tilde{O}(\min\{m^{1/2}, n^{2/3}\})$. Both of these improvements are achieved by adapting the corresponding single-pair algorithms.

Theorem 5.3. *The single node problem can be solved with an average-case time complexity of $\tilde{O}(\sqrt{m})$ in the adjacency-list model with JUMP.*

Proof. Consider any graph G in the single node problem with JUMP. Let G' be the graph by adding a special node s to G which has an outgoing edge to every original node. Let π' denote the random walk probability in the graph G' . It's easy to see that $\pi(t) = \pi'(s, t)/(1 - \alpha)$. Therefore, it suffices for us to simulate the algorithm in Theorem 2.4, which has a time complexity of $O(\sqrt{d/\delta})$. Since we know $\pi(t) = \Omega(1/n)$, we can set $\delta = \Omega(1/n)$, so that the time complexity for the single-pair algorithm becomes $O(\sqrt{m})$. Then we simulate this algorithm in G while manually dealing with the special node s as follows. For each node $v \neq s$, when we visit in-neighbors, we pretend that s is one of them. When we are at s and need to visit a new out-neighbor, we use JUMP to generate it. Note

that generating x different nodes needs at most $O(x \log n)$ JUMP operations in expectation. So our total time complexity is $\tilde{O}(\sqrt{m})$. \square

Theorem 5.4. *The single node problem can be solved with an average-case time complexity of $\tilde{O}(\min\{m^{1/2}, n^{2/3}\})$ in the adjacency-list model with JUMP, IN-SORTED and ADJ.*

Proof. The proof is analogous to the proof of Theorem 5.3. The only difference is that we simulate the algorithm presented in Section 2.5, whose running time is bounded by Theorem 2.8. \square

5.3 Known lower bounds

Recently, lower bounds of $\Omega(n^{1/3}m^{1/3})$ [5, 6] and very recently $\Omega(n^{1/2}m^{1/4})$ [35] were introduced. In [35] they also provided a matching upper bound showing that $\Theta(n^{1/2}m^{1/4})$ is the complexity of the single node problem.

The basic idea of the lower bound proof given in [35] is to construct a graph where the target t has $\Omega(n^{1/2}m^{-1/4})$ in-neighbors each with $m^{1/2}$ in-neighbors, one of which is denoted u_* , while ensuring $\pi(t) = n^{1/2}m^{1/4}$. If u_* is further given a large in-degree, $\pi(t)$ will increase by a constant. So an algorithm must find this special node u_* hiding at the end of one of the $n^{1/2}m^{1/4}$ edges, as it has to distinguish whether or not u_* was given a large in-degree. Since the edges are similar, an algorithm with constant failure probability must in expectation look through a constant fraction of them to find u_* .

5.4 Our lower bounds

This subsection presents all of our new lower bounds for the single-node problem. By combining these lower bounds with the upper bounds discussed above, we show that all of our bounds are tight—both in the worst case and the average case—across all graph access models.

First, we show that in the adjacency-list model with ADJ, it is not possible to perform better than the basic $\tilde{O}(m)$ bound of **PowerIteration**.

Theorem 5.5. *Consider the adjacency-list model with ADJ. There exists a graph $G = (V, E)$ with n nodes and m edges, such that for any algorithm solving the single node problem with target $t \in V$, the average expected running time over all targets $t \in V$ is $\Omega(m)$. In particular, this bound holds for a worst-case target $t \in V$.*

Proof. Let us construct the graph $G = (V, E)$. First, we let the node set V be the disjoint union of sets $U_1, \{u\}, U_2, V_2, \{x\}$, and W_2 . We give these sets size $|U_1| = |U_2| = |V_2| = |W_2| = n$. We construct the edge set E as follows: each node in U_1 has an edge to u ; u has a self-loop; each node in U_2 has d edges to V_2 , such that each node in V_2 has in-degree d ; each node in V_2 has an edge to x ; x has an edge to every node in W_2 ; and each node in W_2 has a self-loop. Let e_1 denote the self-loop of u , and let E_2 denote the subset of edges from U_2 to V_2 . See Figure 8 for an illustration, which also includes a swap. Note that $|V| = \Theta(n)$ and $|E| = \Theta(m)$.

It suffices to show the lower bound for a fixed $t \in W_2$. Note that $\pi(t) = \Theta(1/n)$ in G . If we perform a swap on e_1 and any $e_2 \in E_2$ as in the proof of Theorem 2.5, we get a modified graph G' , where $\pi(t)$ has increased by $\Theta(1/n)$, i.e. by a constant fraction. So an algorithm must distinguish between G and G' .

Analogously to previous proofs, we get a lower bound of $\Omega(nd) = \Omega(m)$. \square

In the adjacency-list model with IN-SORTED and ADJ, it is not possible to perform better than the $\tilde{O}(n)$ bound of Theorem 5.2.

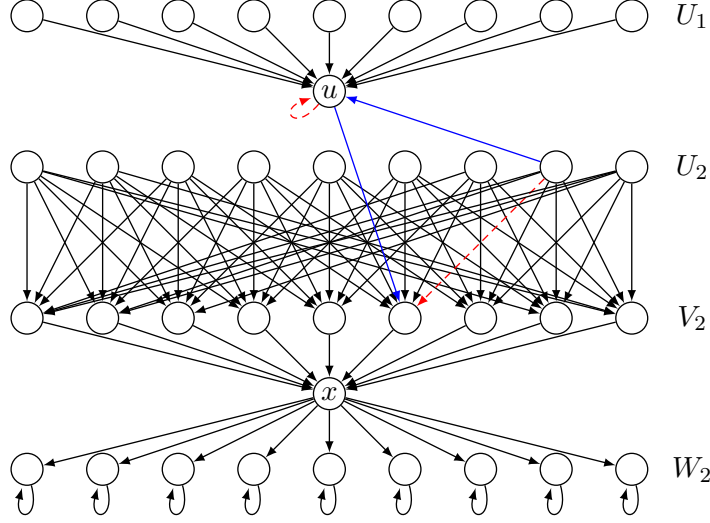


Figure 8: Hard instance for the average-case single node problem with ADJ.

Theorem 5.6. *Consider the adjacency-list model with IN-SORTED and ADJ. There exists a graph $G = (V, E)$ with n nodes and m edges, such that for any algorithm solving the single node problem with target $t \in V$, the average expected running time over all targets $t \in V$ is $\Omega(n)$. In particular, this bound holds for a worst-case target $t \in V$.*

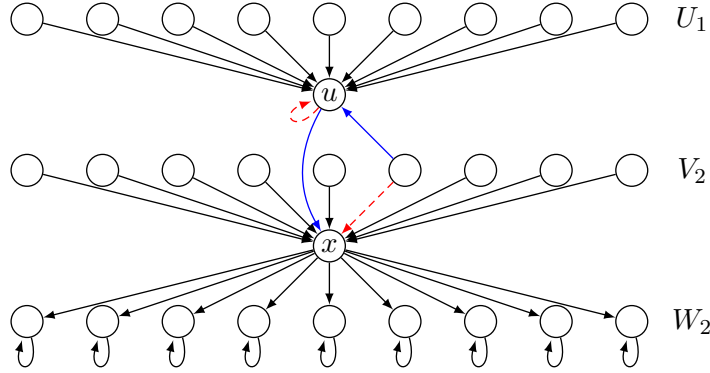


Figure 9: Hard instance for the average-case single node problem with IN-SORTED and ADJ.

Proof. Let us construct the graph $G = (V, E)$. First, we let the node set V be the disjoint union of sets U_1 , $\{u\}$, V_2 , $\{x\}$, and W_2 . We give these sets size $|U_1| = |V_2| = |W_2| = n$. We construct the edge set E as follows: each node in U_1 has an edge to u ; u has a self-loop; each node in V_2 has an edge to x ; x has an edge to every node in W_2 ; and each node in W_2 has a self-loop. Let e_1 denote the self-loop of u , and let E_2 denote the subset of edges from V_2 to x . See Figure 9 for an illustration, which also includes a swap. Note that $|V| = \Theta(n)$ and $|E| = \Theta(m)$.

It suffices to show the lower bound for a fixed $t \in W_2$. Note that $\pi(t) = \Theta(1/n)$ in G . If we perform a swap on e_1 and any $e_2 \in E_2$ as in the proof of Theorem 2.5, we get a modified graph G' , where $\pi(t)$ has increased by $\Theta(1/n)$, i.e. by a constant fraction. So assuming ϵ is at most this constant, an algorithm must distinguish between G and G' . Note that IN-SORTED is no more useful than IN, as every node other than x has out-degree one.

Analogously to previous proofs, we get a lower bound of $\Omega(n)$. \square

The work of [35] establishes an $\Omega(n^{1/2}m^{1/4})$ lower bound under the adjacency-list model with JUMP and ADJ. The following theorem shows that this $\Omega(n^{1/2}m^{1/4})$ lower bound also holds even when IN-SORTED is available.

Theorem 5.7. *Consider the adjacency-list model with JUMP, IN-SORTED, and ADJ. There exists a graph $G = (V, E)$ with n nodes and m edges, such that for any algorithm solving the single node problem with target $t \in V$, the expected running time is $\Omega(n^{1/2}m^{1/4})$.*

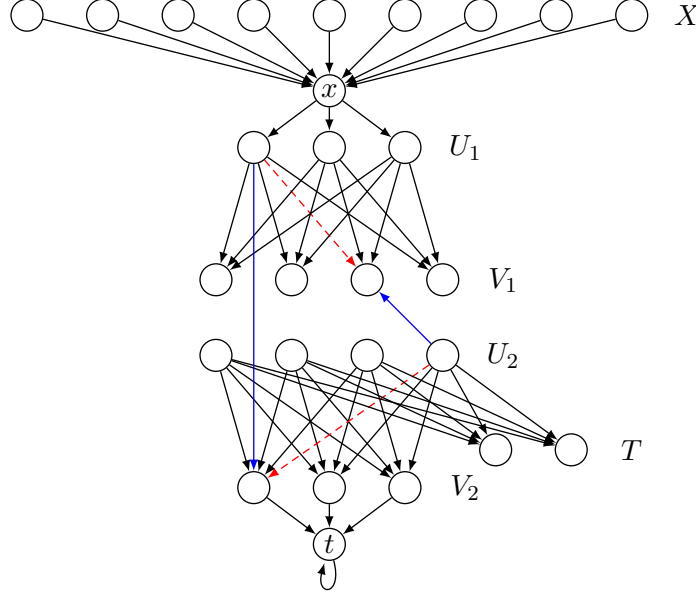


Figure 10: Hard instance for the worst-case single node problem with JUMP, IN-SORTED and ADJ.

Proof. Let us construct the graph $G = (V, E)$. First, we let the node set V be the disjoint union of sets X , $\{x\}$, U_1 , V_1 , U_2 , V_2 , T , and, $\{t\}$. We give these sets size $|X| = n$, $|U_1| = |V_2| = L$, $|V_1| = |U_2| = \sqrt{m}$, and $|T| = \sqrt{m} - L$. We construct the edge set E as follows: each node in X has an edge to x ; x has an edge to every node in U_1 ; each node in U_1 has an edge to each node in V_1 , such that each node in V_1 has an in-degree of L ; each node in U_2 has edges to each node in V_2 and each node in T , such that each node in U_2 has an out-degree of \sqrt{m} and each node in V_2 has an in-degree of \sqrt{m} ; each node in V_2 has an edge to node t ; node t has a self-loop. Let E_1 denote subset of edges from U_1 to V_1 , and let E_2 denote the subset of edges from U_2 to V_2 . See Figure 10 for an illustration, which also includes a swap.

We note that in G , $|V| = \Theta(n)$, $|E| = \Theta(m)$, and $\pi(t) = \Theta(L/n)$. If we perform a swap on any $e_1 \in E_1$ and any $e_2 \in E_2$ as in the proof of Theorem 2.5, we get a modified graph G' , where $\pi(t)$ has increased by $\Theta(1/(L\sqrt{m}))$, i.e. by a constant fraction. So assuming ϵ is at most this constant, an algorithm must distinguish between G and G' . Note that IN-SORTED is no more useful than IN, as every in-neighbor of nodes in both G and G' has the same out-degree. We will ensure that $1 \leq L \leq n$, $L\sqrt{m} \leq m$, and $L/n = L\sqrt{m}$. As a result, we set $L = n^{1/2}/m^{1/4}$. Then we get a lower bound of $\Omega(L\sqrt{m}) = \Omega(n^{1/2}m^{1/4})$. \square

In the average case, a story similar to that of the single pair problem turns up. If we have JUMP together with IN-SORTED or ADJ, but not both, we get a lower bound matching Theorem 5.3.

Theorem 5.8. *Consider the adjacency-list model with JUMP and either IN-SORTED or ADJ, but not both. There exists a graph $G = (V, E)$ with n nodes and m edges, such that for any algorithm*

solving the single node problem with target $t \in V$, the average expected running time over all targets $t \in V$ is $\Omega(m^{1/2})$.

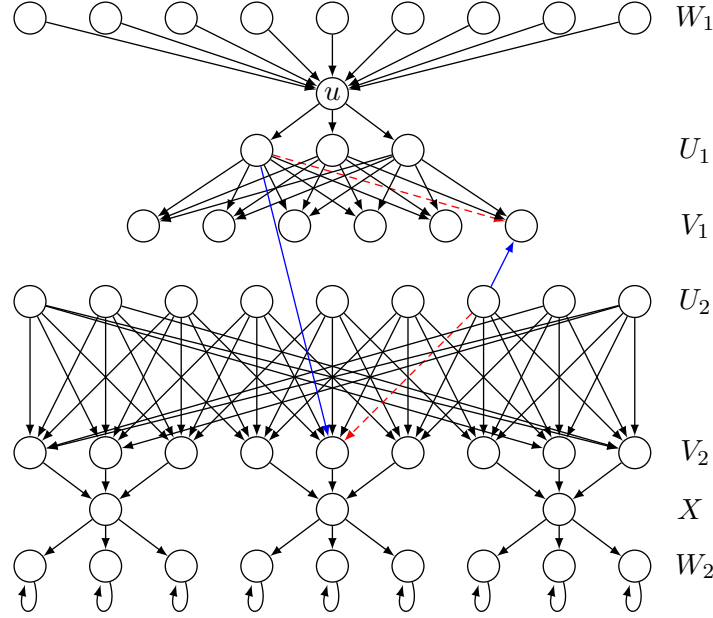


Figure 11: Hard instance for the average-case single node problem with either (JUMP, IN-SORTED) or (JUMP, ADJ).

Proof. Let us construct the graph $G = (V, E)$. First, we let the node set V be the disjoint union of sets $W_1, \{u\}, U_1, V_1, U_2, V_2, X$, and W_2 . We give these sets sizes $|W_1| = |U_2| = |V_2| = |W_2| = n$, $|U_1| = L$, $|V_1| = d$ and $|X| = n/L$ where L is a parameter to be set later. We form a family of subsets $\{\mathcal{V}_1, \dots, \mathcal{V}_{n/L}\}$ (resp. $\{\mathcal{W}_1, \dots, \mathcal{W}_{n/L}\}$) partitioning V_2 (resp. W_2) into subsets of size L , and enumerate the nodes of $X = \{x_1, \dots, x_{n/L}\}$. We construct the edge set E as follows: each node in W_1 has an edge to u ; u has an edge to every node in U_1 ; each node in U_1 has an edge to every node in V_1 ; each node in U_2 has d edges to V_2 such that every node in V_2 has in-degree d ; for each $i \in \{1, \dots, n/L\}$, each node in \mathcal{V}_i has a node to x_i which has an edge to every node in \mathcal{W}_i ; and each node in W_2 has a self-loop. See Figure 11 for an illustration, including also a swap. Note that $|V| = \Theta(n)$ and $|E| = \Theta(m)$.

It suffices to prove the lower bound for a given $t \in W_g$ for a given g . Note that $\pi(t) = \Theta(1/n)$ in G . Let E_1 be the subset of edges from U_1 to V_1 , and let E_2 be the subset of edges from U_2 to \mathcal{V}_g . If we perform a swap on an $e_1 \in E_1$ and $e_2 \in E_2$ as in the proof of Theorem 2.6, we get a modified graph G' , where $\pi(t)$ increases by $\Omega((1/(L^2d)))$, i.e. by a constant factor if we set $L = (n/d)^{1/2}$. So an algorithm must distinguish between G and G' . Note that IN-SORTED is no more useful than IN in this construction, so analogously to previous proofs, we get a lower bound of $\Omega(Ld) = \Omega(m^{1/2})$ if we don't allow ADJ.

Let us now handle the case where ADJ is present and IN-SORTED is absent. Here, we change the sizes of U_1 and V_1 , just as in Theorem 2.6, to $|U_1| = d$ and $|V_1| = L$. Analogously to the proof of Theorem 2.6 we again get a lower bound of $\Omega(Ld) = \Omega(m^{1/2})$. \square

If we have JUMP together with not only one of IN-SORTED and ADJ but both, we get a lower bound matching Theorem 5.4.

Theorem 5.9. *Consider the adjacency-list model with JUMP, IN-SORTED, and ADJ. There exists a graph $G = (V, E)$ with n nodes and m edges, such that for any algorithm solving the single node problem with target $t \in V$, the average expected running time over all targets $t \in V$ is $\Omega(\min\{m^{1/2}, n^{2/3}\})$.*

Proof. Reuse the construction from Theorem 5.8, but replacing the degree d by a parameter D . Analogously to the proof of Theorem 2.7 we get a lower bound of $\Omega(\min\{LD, L^2\}) = \Omega(\min\{m^{1/2}, n^{2/3}\})$ for $L = n^{1/3}$ and $D = m^{1/2}n^{-1/3}$. \square

6 Acknowledgments

The work was supported by the VILLUM Foundation grant 54451.

References

- [1] Reid Andersen, Christian Borgs, Jennifer T. Chayes, John E. Hopcroft, Vahab S. Mirrokni, and Shang-Hua Teng. Local computation of pagerank contributions. In Anthony Bonato and Fan R. K. Chung, editors, *Algorithms and Models for the Web-Graph, 5th International Workshop, WAW 2007, San Diego, CA, USA, December 11-12, 2007, Proceedings*, volume 4863 of *Lecture Notes in Computer Science*, pages 150–165. Springer, 2007.
- [2] Reid Andersen, Christian Borgs, Jennifer T. Chayes, John E. Hopcroft, Vahab S. Mirrokni, and Shang-Hua Teng. Local computation of pagerank contributions. *Internet Math.*, 5(1):23–45, 2008.
- [3] Shumeet Baluja, Rohan Seth, D. Sivakumar, Yushi Jing, Jay Yagnik, Shankar Kumar, Deepak Ravichandran, and Mohamed Aly. Video suggestion and discovery for youtube: taking random walks through the view graph. In Jinpeng Huai, Robin Chen, Hsiao-Wuen Hon, Yunhao Liu, Wei-Ying Ma, Andrew Tomkins, and Xiaodong Zhang, editors, *Proceedings of the 17th International Conference on World Wide Web, WWW 2008, Beijing, China, April 21-25, 2008*, pages 895–904. ACM, 2008.
- [4] Ziv Bar-Yossef and Li-Tal Mashiach. Local approximation of pagerank and reverse pagerank. In Sung-Hyon Myaeng, Douglas W. Oard, Fabrizio Sebastiani, Tat-Seng Chua, and Mun-Kew Leong, editors, *Proceedings of the 31st Annual International ACM SIGIR Conference on Research and Development in Information Retrieval, SIGIR 2008, Singapore, July 20-24, 2008*, pages 865–866. ACM, 2008.
- [5] Marco Bressan, Enoch Peserico, and Luca Pretto. Sublinear algorithms for local graph centrality estimation. In Mikkel Thorup, editor, *59th IEEE Annual Symposium on Foundations of Computer Science, FOCS 2018, Paris, France, October 7-9, 2018*, pages 709–718. IEEE Computer Society, 2018.
- [6] Marco Bressan, Enoch Peserico, and Luca Pretto. Sublinear algorithms for local graph centrality estimation. *SIAM J. Comput.*, 52(4):968–1008, 2023.
- [7] Sergey Brin and Lawrence Page. The anatomy of a large-scale hypertextual web search engine. *Comput. Networks*, 30(1-7):107–117, 1998.

- [8] Yen-Yu Chen, Qingqing Gan, and Torsten Suel. Local methods for estimating pagerank values. In David A. Grossman, Luis Gravano, ChengXiang Zhai, Otthein Herzog, and David A. Evans, editors, *Proceedings of the 2004 ACM CIKM International Conference on Information and Knowledge Management, Washington, DC, USA, November 8-13, 2004*, pages 381–389. ACM, 2004.
- [9] Michael B. Cohen, Jonathan A. Kelner, John Peebles, Richard Peng, Anup B. Rao, Aaron Sidford, and Adrian Vladu. Almost-linear-time algorithms for markov chains and new spectral primitives for directed graphs. In Hamed Hatami, Pierre McKenzie, and Valerie King, editors, *Proceedings of the 49th Annual ACM SIGACT Symposium on Theory of Computing, STOC 2017, Montreal, QC, Canada, June 19-23, 2017*, pages 410–419. ACM, 2017.
- [10] Nadav Eiron, Kevin S. McCurley, and John A. Tomlin. Ranking the web frontier. In Stuart I. Feldman, Mike Uretsky, Marc Najork, and Craig E. Wills, editors, *Proceedings of the 13th international conference on World Wide Web, WWW 2004, New York, NY, USA, May 17-20, 2004*, pages 309–318. ACM, 2004.
- [11] Dániel Fogaras, Balázs Rácz, Károly Csalogány, and Tamás Sarlós. Towards scaling fully personalized pagerank: Algorithms, lower bounds, and experiments. *Internet Mathematics*, 2, 01 2005.
- [12] Kimon Fountoulakis, Farbod Roosta-Khorasani, Julian Shun, Xiang Cheng, and Michael W. Mahoney. Variational perspective on local graph clustering. *Math. Program.*, 174(1-2):553–573, 2019.
- [13] David F. Gleich. Pagerank beyond the web. *SIAM Rev.*, 57(3):321–363, 2015.
- [14] David F. Gleich and Marzia Polito. Approximating personalized pagerank with minimal use of web graph data. *Internet Math.*, 3(3):257–294, 2007.
- [15] Wentian Guo, Yuchen Li, Mo Sha, and Kian-Lee Tan. Parallel personalized pagerank on dynamic graphs. *Proc. VLDB Endow.*, 11(1):93–106, 2017.
- [16] Pankaj Gupta, Ashish Goel, Jimmy Lin, Aneesh Sharma, Dong Wang, and Reza Zadeh. WTF: the who to follow service at twitter. In Daniel Schwabe, Virgílio A. F. Almeida, Hartmut Glaser, Ricardo Baeza-Yates, and Sue B. Moon, editors, *22nd International World Wide Web Conference, WWW '13, Rio de Janeiro, Brazil, May 13-17, 2013*, pages 505–514. International World Wide Web Conferences Steering Committee / ACM, 2013.
- [17] Zoltán Gyöngyi, Hector Garcia-Molina, and Jan O. Pedersen. Combating web spam with trustrank. In Mario A. Nascimento, M. Tamer Özsu, Donald Kossman, Renée J. Miller, José A. Blakeley, and K. Bernhard Schiefer, editors, *(e)Proceedings of the Thirtieth International Conference on Very Large Data Bases, VLDB 2004, Toronto, Canada, August 31 - September 3 2004*, pages 576–587. Morgan Kaufmann, 2004.
- [18] Rajesh Jayaram, Jakub Lacki, Slobodan Mitrovic, Krzysztof Onak, and Piotr Sankowski. Dynamic pagerank: Algorithms and lower bounds. In Karl Bringmann, Martin Grohe, Gabriele Puppis, and Ola Svensson, editors, *51st International Colloquium on Automata, Languages, and Programming, ICALP 2024, July 8-12, 2024, Tallinn, Estonia*, volume 297 of *LIPIcs*, pages 90:1–90:19. Schloss Dagstuhl - Leibniz-Zentrum für Informatik, 2024.

- [19] Glen Jeh and Jennifer Widom. Scaling personalized web search. In Gusztáv Hencsey, Bebo White, Yih-Farn Robin Chen, László Kovács, and Steve Lawrence, editors, *Proceedings of the Twelfth International World Wide Web Conference, WWW 2003, Budapest, Hungary, May 20-24, 2003*, pages 271–279. ACM, 2003.
- [20] Ce Jin. Simulating random walks on graphs in the streaming model. In Avrim Blum, editor, *10th Innovations in Theoretical Computer Science Conference, ITCS 2019, January 10-12, 2019, San Diego, California, USA*, volume 124 of *LIPIcs*, pages 46:1–46:15. Schloss Dagstuhl - Leibniz-Zentrum für Informatik, 2019.
- [21] Jonathan A. Kelner, Lorenzo Orecchia, Aaron Sidford, and Zeyuan Allen Zhu. A simple, combinatorial algorithm for solving SDD systems in nearly-linear time. In Dan Boneh, Tim Roughgarden, and Joan Feigenbaum, editors, *Symposium on Theory of Computing Conference, STOC’13, Palo Alto, CA, USA, June 1-4, 2013*, pages 911–920. ACM, 2013.
- [22] Ioannis Koutis, Gary L. Miller, and Richard Peng. A nearly- $m \log n$ time solver for SDD linear systems. In Rafail Ostrovsky, editor, *IEEE 52nd Annual Symposium on Foundations of Computer Science, FOCS 2011, Palm Springs, CA, USA, October 22-25, 2011*, pages 590–598. IEEE Computer Society, 2011.
- [23] Jakub Lacki, Slobodan Mitrovic, Krzysztof Onak, and Piotr Sankowski. Walking randomly, massively, and efficiently. In Konstantin Makarychev, Yury Makarychev, Madhur Tulsiani, Gautam Kamath, and Julia Chuzhoy, editors, *Proceedings of the 52nd Annual ACM SIGACT Symposium on Theory of Computing, STOC 2020, Chicago, IL, USA, June 22-26, 2020*, pages 364–377. ACM, 2020.
- [24] Peter Lofgren, Siddhartha Banerjee, and Ashish Goel. Bidirectional pagerank estimation: From average-case to worst-case. In David F. Gleich, Júlia Komjáthy, and Nelly Litvak, editors, *Algorithms and Models for the Web Graph - 12th International Workshop, WAW 2015, Eindhoven, The Netherlands, December 10-11, 2015, Proceedings*, volume 9479 of *Lecture Notes in Computer Science*, pages 164–176. Springer, 2015.
- [25] Peter Lofgren, Siddhartha Banerjee, and Ashish Goel. Personalized pagerank estimation and search: A bidirectional approach. In Paul N. Bennett, Vanja Josifovski, Jennifer Neville, and Filip Radlinski, editors, *Proceedings of the Ninth ACM International Conference on Web Search and Data Mining, San Francisco, CA, USA, February 22-25, 2016*, pages 163–172. ACM, 2016.
- [26] Peter Lofgren, Siddhartha Banerjee, Ashish Goel, and Seshadhri Comandur. FAST-PPR: scaling personalized pagerank estimation for large graphs. In Sofus A. Macskassy, Claudia Perlich, Jure Leskovec, Wei Wang, and Rayid Ghani, editors, *The 20th ACM SIGKDD International Conference on Knowledge Discovery and Data Mining, KDD ’14, New York, NY, USA - August 24 - 27, 2014*, pages 1436–1445. ACM, 2014.
- [27] Peter Lofgren and Ashish Goel. Personalized pagerank to a target node. *CoRR*, abs/1304.4658, 2013.
- [28] Takanori Maehara, Takuya Akiba, Yoichi Iwata, and Ken-ichi Kawarabayashi. Computing personalized pagerank quickly by exploiting graph structures. *Proc. VLDB Endow.*, 7(12):1023–1034, 2014.

- [29] Lawrence Page, Sergey Brin, Rajeev Motwani, and Terry Winograd. The pagerank citation ranking: Bringing order to the web. Technical report, Stanford infolab, 1999.
- [30] Daniel A. Spielman and Shang-Hua Teng. Nearly-linear time algorithms for graph partitioning, graph sparsification, and solving linear systems. In László Babai, editor, *Proceedings of the 36th Annual ACM Symposium on Theory of Computing, Chicago, IL, USA, June 13-16, 2004*, pages 81–90. ACM, 2004.
- [31] Hanzhi Wang. Revisiting local pagerank estimation on undirected graphs: Simple and optimal. In Ricardo Baeza-Yates and Francesco Bonchi, editors, *Proceedings of the 30th ACM SIGKDD Conference on Knowledge Discovery and Data Mining, KDD 2024, Barcelona, Spain, August 25-29, 2024*, pages 3036–3044. ACM, 2024.
- [32] Hanzhi Wang, Mingguo He, Zhewei Wei, Sibowang, Ye Yuan, Xiaoyong Du, and Ji-Rong Wen. Approximate graph propagation. In Feida Zhu, Beng Chin Ooi, and Chunyan Miao, editors, *KDD '21: The 27th ACM SIGKDD Conference on Knowledge Discovery and Data Mining, Virtual Event, Singapore, August 14-18, 2021*, pages 1686–1696. ACM, 2021.
- [33] Hanzhi Wang, Zhewei Wei, Junhao Gan, Sibowang, and Zengfeng Huang. Personalized pagerank to a target node, revisited. In Rajesh Gupta, Yan Liu, Jiliang Tang, and B. Aditya Prakash, editors, *KDD '20: The 26th ACM SIGKDD Conference on Knowledge Discovery and Data Mining, Virtual Event, CA, USA, August 23-27, 2020*, pages 657–667. ACM, 2020.
- [34] Hanzhi Wang, Zhewei Wei, Junhao Gan, Ye Yuan, Xiaoyong Du, and Ji-Rong Wen. Edge-based local push for personalized pagerank. *Proc. VLDB Endow.*, 15(7):1376–1389, 2022.
- [35] Hanzhi Wang, Zhewei Wei, Ji-Rong Wen, and Mingji Yang. Revisiting local computation of pagerank: Simple and optimal. In Bojan Mohar, Igor Shinkar, and Ryan O'Donnell, editors, *Proceedings of the 56th Annual ACM Symposium on Theory of Computing, STOC 2024, Vancouver, BC, Canada, June 24-28, 2024*, pages 911–922. ACM, 2024.
- [36] Sibowang and Yufei Tao. Efficient algorithms for finding approximate heavy hitters in personalized pageranks. In Gautam Das, Christopher M. Jermaine, and Philip A. Bernstein, editors, *Proceedings of the 2018 International Conference on Management of Data, SIGMOD Conference 2018, Houston, TX, USA, June 10-15, 2018*, pages 1113–1127. ACM, 2018.
- [37] Sibowang, Renchi Yang, Runhui Wang, Xiaokui Xiao, Zhewei Wei, Wenqing Lin, Yin Yang, and Nan Tang. Efficient algorithms for approximate single-source personalized pagerank queries. *ACM Trans. Database Syst.*, 44(4):18:1–18:37, 2019.
- [38] Sibowang, Renchi Yang, Xiaokui Xiao, Zhewei Wei, and Yin Yang. FORA: simple and effective approximate single-source personalized pagerank. In *Proceedings of the 23rd ACM SIGKDD International Conference on Knowledge Discovery and Data Mining, Halifax, NS, Canada, August 13 - 17, 2017*, pages 505–514. ACM, 2017.
- [39] Zhewei Wei, Ji-Rong Wen, and Mingji Yang. Approximating single-source personalized pagerank with absolute error guarantees. In Graham Cormode and Michael Shekelyan, editors, *27th International Conference on Database Theory, ICDT 2024, March 25-28, 2024, Paestum, Italy*, volume 290 of *LIPICs*, pages 9:1–9:19. Schloss Dagstuhl - Leibniz-Zentrum für Informatik, 2024.

- [40] Hao Wu, Junhao Gan, Zhewei Wei, and Rui Zhang. Unifying the global and local approaches: An efficient power iteration with forward push. In Guoliang Li, Zhanhuai Li, Stratos Idreos, and Divesh Srivastava, editors, *SIGMOD '21: International Conference on Management of Data, Virtual Event, China, June 20-25, 2021*, pages 1996–2008. ACM, 2021.
- [41] Mingji Yang, Hanzhi Wang, Zhewei Wei, Sibowang, and Ji-Rong Wen. Efficient algorithms for personalized pagerank computation: A survey. *IEEE Trans. Knowl. Data Eng.*, 36(9):4582–4602, 2024.
- [42] Renchi Yang, Xiaokui Xiao, Zhewei Wei, Sourav S. Bhowmick, Jun Zhao, and Rong-Hua Li. Efficient estimation of heat kernel pagerank for local clustering. In Peter A. Boncz, Stefan Manegold, Anastasia Ailamaki, Amol Deshpande, and Tim Kraska, editors, *Proceedings of the 2019 International Conference on Management of Data, SIGMOD Conference 2019, Amsterdam, The Netherlands, June 30 - July 5, 2019*, pages 1339–1356. ACM, 2019.

A Deferred details of Section 2.5

A.1 Pseudocodes

Algorithm 5 ApproxSinglePair($s, t, L, n_r, \theta_i, \gamma_i$)

```

1:  $\hat{r}_0(t) \leftarrow 1, \hat{r}'_0(t) \leftarrow 1.$ 
2: for  $i = 0, 1, 2, \dots, L - 1$  do
3:   for each  $v \in V$  with  $\hat{r}'_i(v) > \theta_i$  do
4:     for each  $u \in \mathcal{N}_{\text{in}}(v)$  do
5:        $\chi_i(u, v) \leftarrow \frac{(1-\alpha)\hat{r}_i(v)}{d_{\text{out}}(u)}.$ 
6:       if  $\chi_i(u, v) \geq \gamma_i\theta_i$  then
7:          $\hat{r}_{i+1}(u) \leftarrow \hat{r}_{i+1}(u) + \chi_i(u, v).$ 
8:          $\hat{r}'_{i+1}(u) \leftarrow \hat{r}'_{i+1}(u) + \chi_i(u, v).$ 
9:       else
10:         $\hat{r}_{i+1}(u) \leftarrow \hat{r}_{i+1}(u) + \gamma_i\theta_i$  with probability  $\frac{\chi_i(u, v)}{\gamma_i\theta_i}.$ 
11:         $\hat{r}'_{i+1}(u) \leftarrow \hat{r}'_{i+1}(u) + \gamma_i\theta_i$  with probability  $\frac{\chi_i(u, v)}{\gamma_i\theta_i}.$ 
12:       $\hat{p}(v) \leftarrow \hat{p}(v) + \alpha\hat{r}_i(v).$ 
13:       $\hat{r}_i(v) \leftarrow 0.$ 
14:  $\hat{\pi}(s, t) \leftarrow \hat{p}(s).$ 
15: for  $k = 1, 2, \dots, n_r$  do
16:   Generate a random walk from  $s$ , stopping at  $u_k.$ 
17:    $\hat{R}(u_k) \leftarrow 0.$ 
18:   for each  $v \in V_\tau$  do // The set  $V_\tau$  contains all nodes  $v$  in  $G$  with  $\hat{p}(v) > \tau.$ 
19:     if  $(u_k, v) \in E$  then
20:        $\hat{R}(u_k) \leftarrow \hat{R}(u_k) + \sum_i \mathbb{1}_i(u_k)\chi_i(u_k, v).$ 
21:   for  $j = 1, 2, \dots, n_s$  do
22:      $v_j \leftarrow$  a uniformly random vertex in  $\mathcal{N}_{\text{out}}(u_k) \setminus V_\tau.$ 
23:      $\hat{R}(u_k) \leftarrow \hat{R}(u_k) + \frac{|\mathcal{N}_{\text{out}}(u_k) \setminus V_P|}{n_s} \sum_i \mathbb{1}_i(u_k)\chi_i(u_k, v_j).$ 
24:    $\hat{\pi}(s, t) \leftarrow \hat{\pi}(s, t) + \frac{1}{n_r}\hat{R}(u_k)$ 
25: return  $\hat{\pi}(s, t).$ 

```

A.2 Deferred proofs of Section 2.5

A.2.1 Proof of Lemma 2.11

Consider the invariant in Lemma 2.9. Summing over all $w \in V$, we have:

$$\mathbb{E} \left[\sum_{w \in V} \hat{p}(w) + \sum_{w \in V} \sum_{u \in V} \pi(w, u) \hat{r}(u) \right] = \sum_{w \in V} \pi(w, t) = n\pi(t).$$

Notice that all $\pi(w, u)$ and $\hat{r}(u)$ are non-negative, and $\pi(w, w) \geq \alpha$ for all $w \in V$. So:

$$\mathbb{E} \left[\sum_{w \in V} (\hat{p}(w) + \alpha \hat{r}(w)) \right] \leq n\pi(t).$$

It is straightforward to check that, for all $w \in V$,

$$\mathbb{E}[\hat{p}(w) + \alpha \hat{r}(w)] = \alpha \sum_{u \in \mathcal{N}_{\text{out}}(w)} \chi(w, u).$$

Let N denote the total number of calls to Algorithm 3. When $\gamma_i \theta_i \geq \theta'$ for all i , by Lemma 2.10, the total time complexity for the push-back process is

$$O\left(\frac{\sum_{(u,v) \in E} \chi(u, v)}{\theta'} + N\right) = O\left(\frac{n\pi(t)}{\alpha\theta'} + N\right).$$

Note that $O\left(\frac{n\pi(t)}{\alpha\theta'}\right)$ here is the upper bound of the number of times we push some residue along an edge. On the other hand, we only need to call Algorithm 3 to push $\hat{r}_i(w)$ when $\hat{r}_i(w) > \theta_i$, which means it must receive some residue from its out-neighbors. So we have $N = O\left(\frac{n\pi(t)}{\alpha\theta'}\right)$, finishing the proof.

A.2.2 Proof of Lemma 2.14

Consider any level i and any vertex u . Given any $\{\hat{r}_{i-1}(v), \hat{r}'_{i-1}(v)\}_{v \in V}$, both $\hat{r}_i(u)$ and $\hat{r}'_i(u)$ are the sum of independent random variables in $[0, \gamma_i \theta_i]$ ⁴ with total expectation $R_i(u)$. Then, by the Chernoff bound, we have

$$\mathbb{P}[\hat{r}'_i(u) > \theta_i \wedge R_i(u) \leq \theta_i/2] \leq \mathbb{P}[\hat{r}'_i(u) > \theta_i \mid R_i(u) \leq \theta_i/2] \leq e^{-\Theta(1/\gamma_i)}$$

and

$$\mathbb{P}[|\hat{r}_i(u) - R_i(u)| > \epsilon R_i(u) \mid R_i(u) > \theta_i/2, \hat{r}'_i(u) > \theta_i] \leq e^{-\Theta(\epsilon^2/\gamma_i)}.$$

Then

$$\begin{aligned} \mathbb{P}[\hat{r}'_i(u) > \theta_i \wedge |\hat{r}_i(u) - R_i(u)| > \epsilon R_i(u)] &\leq \mathbb{P}[\hat{r}'_i(u) > \theta_i \wedge R_i(u) \leq \theta_i/2] \\ &\quad + \mathbb{P}[|\hat{r}_i(u) - R_i(u)| > \epsilon R_i(u) \mid R_i(u) > \theta_i/2, \hat{r}'_i(u) > \theta_i] \\ &\leq e^{-\Theta(\epsilon^2/\gamma_i)}. \end{aligned}$$

Finally, the lemma follows by a union bound on all levels and all vertices.

A.2.3 Proof of Lemma 2.15

Let

$$X = \hat{p}(s) + \sum_{u \in V} \pi(s, u) R(u).$$

We investigate the changes in X across different levels. For any previously defined variable (e.g., $\hat{r}, R, \chi, \mathbb{1}$), we use the superscript (j) to indicate its value at the beginning of the randomized push at level j . That is, the point at which all $\hat{r}_{j-1}(u)$ values have been pushed, where $j \in [0, L]$.

Recall that $X^{(0)} = \pi(s, t)$ and we want to show that with high probability,

$$|X^{(L)} - \pi(s, t)| \leq \epsilon \pi(s, t).$$

⁴When some $\chi_{i-1}(u, v) > \gamma_i \theta_i$, since we will push it deterministically, we can split it into several deterministic variables in $[0, \gamma_i \theta_i]$.

By a union bound, it suffices to show that with high probability, for all $j \in [0, L)$ we have

$$|X^{(j+1)} - X^{(j)}| \leq \epsilon' X^{(j)}$$

for some $\epsilon' = \Theta(\epsilon/L)$. The following claim computes the value of $X^{(j+1)} - X^{(j)}$. Before presenting the detailed proof, we first provide an intuitive explanation. Consider each vertex u . If we push it in round j , we will subtract $R_j(u)$ from $R(u)$, but use $\hat{r}_j(u)$ to compute how much we need to push. Note that the push from $\hat{r}_j(u)$ to $R_{j+1}(\cdot)$ is deterministic, so the error only comes from the difference between $\hat{r}_j(u)$ and $R_j(u)$.

Claim A.1.

$$X^{(j+1)} - X^{(j)} = \sum_{u \in V} \pi(s, u) \left(1 - \mathbb{1}_j^{(j+1)}(u)\right) \left(\hat{r}_j^{(j)}(u) - R_j^{(j)}(u)\right).$$

Proof. In round j , the only thing we do is to push residues from level j to level $j+1$. It is straightforward to see:

- $\mathbb{1}_i^{(j+1)}(u) = \mathbb{1}_i^{(j)}(u)$ for all $i \neq j$ and $u \in V$.
- $R_i^{(j+1)}(u) = R_i^{(j)}(u)$ for all $i \neq j+1$ and $u \in V$.
- $\hat{p}^{(j+1)}(u) - \hat{p}^{(j)}(u) = \left(1 - \mathbb{1}_j^{(j+1)}(u)\right) \alpha \hat{r}_j^{(j)}(u)$ for all $u \in V$.

On the other hand, at the beginning of round j , we have not tried to push from levels $i \geq j$, so we further have:

- $\mathbb{1}_{j+1}^{(j+1)}(u) = \mathbb{1}_j^{(j)}(u) = 1$ for all $u \in V$.
- $R_{j+1}^{(j)}(u) = 0$ for all $u \in V$.

Also notice that:

- $\chi_{j+1}^{(j+1)}(u, v) = \frac{(1 - \mathbb{1}_j^{(j+1)}(v))(1 - \alpha)\hat{r}_j^{(j)}(v)}{d_{\text{out}}(u)}$ for all $(u, v) \in E$.

So we have:

$$\begin{aligned} & X^{(j+1)} - X^{(j)} \\ &= \left(\hat{p}^{(j+1)}(s) - \hat{p}^{(j)}(s)\right) + \sum_{u \in V} \pi(s, u) \left(R^{(j+1)}(u) - R^{(j)}(u)\right) \\ &= \left(1 - \mathbb{1}_j^{(j+1)}(s)\right) \alpha \hat{r}_j^{(j)}(s) + \sum_{u \in V} \pi(s, u) \left(R_{j+1}^{(j+1)}(u) + \left(\mathbb{1}_j^{(j+1)}(u) - 1\right) R_j^{(j)}(u)\right) \\ &= \sum_{u \in V} \pi(s, u) \sum_{v \in \mathcal{N}_{\text{out}}(u)} \chi_{j+1}^{(j+1)}(u, v) + \sum_{v \in V} \pi(s, v) \left(1 - \mathbb{1}_j^{(j+1)}(v)\right) \left(-R_j^{(j)}(v) + \mathbb{1}\{v = s\} \alpha \hat{r}_j^{(j)}(v)\right) \\ &= \sum_{v \in V} \sum_{u \in \mathcal{N}_{\text{in}}(v)} \pi(s, u) \chi_{j+1}^{(j+1)}(u, v) + \sum_{v \in V} \pi(s, v) \left(1 - \mathbb{1}_j^{(j+1)}(v)\right) \left(-R_j^{(j)}(v) + \mathbb{1}\{v = s\} \alpha \hat{r}_j^{(j)}(v)\right) \\ &= \sum_{v \in V} \left(1 - \mathbb{1}_j^{(j+1)}(v)\right) \hat{r}_j^{(j)}(v) \left(\mathbb{1}\{v = s\} \alpha + \sum_{u \in \mathcal{N}_{\text{in}}(v)} \frac{\pi(s, u)(1 - \alpha)}{d_{\text{out}}(u)}\right) + \sum_{v \in V} \pi(s, v) \left(1 - \mathbb{1}_j^{(j+1)}(v)\right) \left(-R_j^{(j)}(v)\right) \\ &= \sum_{v \in V} \left(1 - \mathbb{1}_j^{(j+1)}(v)\right) \hat{r}_j^{(j)}(v) \pi(s, v) + \sum_{v \in V} \pi(s, v) \left(1 - \mathbb{1}_j^{(j+1)}(v)\right) \left(-R_j^{(j)}(v)\right) \quad (\text{equation (2)}) \\ &= \sum_{v \in V} \pi(s, v) \left(1 - \mathbb{1}_j^{(j+1)}(v)\right) \left(\hat{r}_j^{(j)}(v) - R_j^{(j)}(v)\right). \end{aligned}$$

□

By Claim A.1, we have

$$|X^{(j+1)} - X^{(j)}| \leq \sum_{u \in V} \pi(s, u) |\hat{r}_j^{(j)}(u) - R_j^{(j)}(u)|.$$

On the other hand, by Lemma 2.14, with high probability, we have

$$|\hat{r}_j^{(j)}(u) - R_j^{(j)}(u)| \leq \epsilon' R_j^{(j)}(u)$$

for all j and u , which means

$$|X^{(j+1)} - X^{(j)}| \leq \epsilon' \sum_{u \in V} \pi(s, u) R_j^{(j)}(u) \leq \epsilon' X^{(j)}.$$

A.2.4 Proof of Lemma 2.17

Consider any level i and any vertex u . Given any $\{\hat{r}_{i-1}(v), \hat{r}'_{i-1}(v)\}_{v \in V}$, $\hat{r}'_i(u)$ is the sum of independent random variables in $[0, \gamma_i \theta_i]$ with total expectation $R_i(u)$. Then, by the Chernoff bound, we have

$$\mathbb{P}[\hat{r}'_i(u) \leq \theta_i \wedge R_i(u) > 2\theta_i] \leq \mathbb{P}[\hat{r}'_i(u) \leq \theta_i \mid R_i(u) > 2\theta_i] \leq e^{-\Theta(1/\gamma_i)}.$$

The lemma then follows by a union bound on all levels and all vertices.

A.2.5 Proof of Lemma 2.18

Recall that $\hat{r}_j^{(j)}(u)$ and $R_j^{(j)}(u)$ denote the value of $\hat{r}_j(u)$ and $R_j(u)$ at the beginning of round j (when they are fully computed and have not been cleared). By Lemma 2.14, with high probability, we have

$$\hat{r}_j^{(j)}(u) \leq \left(1 + \frac{1}{L}\right) R_j^{(j)}(u)$$

for all j and u . When this holds, we will show that

$$R_j^{(j)}(u) \leq \left(1 + \frac{1}{L}\right)^j (1 - \alpha)^j$$

for all j and u by induction on j . It clearly holds for $j = 0$. For $j > 0$, we have

$$\begin{aligned} R_j^{(j)}(u) &\leq \sum_{v \in \mathcal{N}_{\text{out}}(u)} \frac{(1 - \alpha) \hat{r}_{j-1}^{(j-1)}(v)}{d_{\text{out}}(u)} \\ &\leq \sum_{v \in \mathcal{N}_{\text{out}}(u)} \frac{(1 - \alpha) \left(1 + \frac{1}{L}\right) R_{j-1}^{(j-1)}(v)}{d_{\text{out}}(u)} \\ &\leq \sum_{v \in \mathcal{N}_{\text{out}}(u)} \frac{(1 - \alpha)^j \left(1 + \frac{1}{L}\right)^j}{d_{\text{out}}(u)} \\ &= \left(1 + \frac{1}{L}\right)^j (1 - \alpha)^j. \end{aligned}$$

So for all $u \in V$, we have

$$R_L(u) \leq \left(1 + \frac{1}{L}\right)^L (1 - \alpha)^L \leq \theta_L.$$

A.2.6 Proof of Lemma 2.19

By Lemmas 2.17 and 2.18, with high probability, $R(u) \leq 2\theta$ for all $u \in V$. Fix any final state of the backward exploration process that satisfies the above condition. In the remaining part of the proof, all probabilities and expectations are conditioned on this final state. Each $q(s, t) - \hat{p}(s)$ is a random variable in $[0, 2\theta]$, so $\tilde{\pi}(s, t)$ is the sum of independent variables that are in $[0, 2\theta/n_r]$. Consider the following two cases:

1. $\mathbb{E}[\tilde{\pi}(s, t)] > \delta$. By the Chernoff bound, we have

$$\begin{aligned} \mathbb{P}[|\tilde{\pi}(s, t) - \mathbb{E}[\tilde{\pi}(s, t)]| > \epsilon \mathbb{E}[\tilde{\pi}(s, t)]] &\leq e^{-\Omega(\epsilon \mathbb{E}[\tilde{\pi}(s, t)]/(2\theta/n_r))} \\ &\leq e^{-\Omega(\epsilon \delta n_r / \theta)} \\ &\leq p_f \end{aligned}$$

2. $\mathbb{E}[\tilde{\pi}(s, t)] \leq \delta$. By the Chernoff bound, we have

$$\begin{aligned} \mathbb{P}[|\tilde{\pi}(s, t) - \mathbb{E}[\tilde{\pi}(s, t)]| > \epsilon \delta] &\leq e^{-\Omega(\epsilon \delta / (2\theta/n_r))} \\ &\leq e^{-\Omega(\epsilon \delta n_r / \theta)} \\ &\leq p_f \end{aligned}$$

By Lemma 2.16, $\mathbb{E}[\tilde{\pi}(s, t)] = \hat{p}(s) + \sum_{u \in V} \pi(s, u) R(u)$, then the lemma follows.

A.2.7 Proof of Lemma 2.21

Fix any final state of the backward exploration process and $\{u_k\}_{k \in [1, n_r]}$. In the remaining part of the proof, all probabilities and expectations are conditioned on this state. It is straightforward to check that each $\hat{R}(u_k)$ is an unbiased estimator of $R(u_k)$, so $\mathbb{E}[\hat{\pi}(s, t)] = \tilde{\pi}(s, t)$. For any $v \in \mathcal{N}_{\text{out}}(u_k)$, let

$$X(v) = \sum_{i=0}^L \mathbb{1}_i(u_k) \chi_i(u_k, v)$$

denote v 's contribution to $R(u_k)$. Notice that

$$X(v) \leq \sum_{i=0}^L \chi_i(u_k, v) = \frac{(1 - \alpha) \hat{p}(v)}{\alpha d_{\text{out}}(u_k)}.$$

So, for any $v \in \mathcal{N}_{\text{out}}(u_k) \setminus V_\tau$, we have

$$X(v) = O\left(\frac{\tau}{\alpha d_{\text{out}}(u_k)}\right),$$

which means $\hat{R}(u_k)$ is the sum of independent random variables in $\left[0, O\left(\frac{\tau}{\alpha n_s}\right)\right]$. Then, $\hat{\pi}(s, t)$ is the sum of independent random variables in $\left[0, O\left(\frac{\tau}{\alpha n_s n_r}\right)\right]$. The lemma then follows from the same case analysis as Appendix A.2.6.