
A Framework for Testing and Adapting REST APIs as LLM Tools

Jayachandu Bandlamudi
IBM Research

Ritwik Chaudhuri
IBM Research

Neelamadhav Gantayat
IBM Research

Kushal Mukherjee
IBM Research

Prerna Agarwal
IBM Research

Renuka Sindhgatta
IBM Research

Sameep Mehta
IBM Research

Abstract

Large Language Models (LLMs) are enabling autonomous agents to perform complex workflows using external tools or functions, often provided via REST APIs in enterprise systems. However, directly utilizing these APIs as tools poses challenges due to their complex input schemas, elaborate responses, and often ambiguous documentation. Current benchmarks for tool testing do not adequately address these complexities, leading to a critical gap in evaluating API readiness for agent-driven automation. In this work, we present a novel testing framework aimed at evaluating and enhancing the readiness of REST APIs to function as tools for LLM-based agents. Our framework transforms APIs as tools, generates comprehensive test cases for APIs, translates test cases into natural language instructions suitable for agents, enriches tool definition and evaluates the agent’s ability to correctly invoke the API and process its inputs, responses. To provide actionable insights, we analyze the outcomes of 750 test cases, presenting a detailed taxonomy of errors, including input misinterpretation, output handling inconsistencies, and schema mismatches. Additionally, we classify these test cases to streamline debugging and refinement of tool integrations. This work offers a foundational step toward enabling enterprise APIs as tools, improving their usability in agent-based applications.

1 Introduction

Latest advancements in Large Language Models (LLMs) have enabled new capabilities, such as the ability to call external tools (commonly referred to as functions), allowing a class of LLM-based AI agents to autonomously execute tasks by leveraging these tools [24, 22]. AI agents are entities driven by LLMs that can reason, plan, and perform actions to achieve objectives over several iterations. In this context, tools refer to functions that the model can invoke, enabling the agent to interact with external systems and data sources [15]. A key enabler of automation in enterprise settings is the REST APIs, which expose the functionalities of modern enterprise software. Hence, calling tools would eventually use REST APIs to execute tasks. However, REST APIs, while ubiquitous, are often not designed considering LLM-based agents, thus presenting significant challenges for seamless integration.

Recent works focus on benchmarks to assess the ability of the LLMs to call external tools and API, such as the Berkeley Function Calling Leaderboard (BFCL) [23] and τ -Bench [25]. These benchmarks highlight dominant issues that LLMs face when calling APIs: inability to call the right API, generate accurate input arguments, and their tendency to hallucinate the wrong usage of the API. However, the use of benchmarks for decisions on the model or robustness of the API for use with LLMs has challenges. Existing benchmarks are limited in their coverage of diverse APIs, domains,

and complexity, and fall short of representing the full spectrum of real-world enterprise systems. Some recent benchmarks address this issue by covering a large number of APIs. However, the diversity and test coverage of these benchmarks for the selected APIs is often limited [12]. Hence, our work adopts the perspective of improving the robustness of the tools that wrap these APIs for tool calling. We aim to evaluate the LLM-API interactions focusing on the reliability of the tool itself, by ensuring high test coverage by reusing the existing API testing approach.

Hence, we propose a framework such that each enterprise API is ‘agent-ready.’ Our framework requires (1) formal specification to ensure accurate and complete definitions of parameter types and semantics, and (2) runtime execution of API. For the formal specification of REST API, we use Open API Specification (OAS) [16]. For the runtime verification, we rely on advances in the field of REST API testing that have matured significantly ensuring the correctness, security, and performance of APIs. Traditional methods such as fuzz testing [9], property-based testing [17], and mutation testing [27] have been widely adopted to uncover flaws in API design and implementation. Tools like Postman¹, RESTler [4], and EvoMaster [2] facilitate automated test generation and execution, leveraging API specifications to identify edge cases and ensure compliance with expected behaviors [21]. Recent work has also used LLM to generate test cases [10]. These frameworks have proven effective in validating REST APIs under diverse conditions.

Thus, our work bridges the gap between established traditional API testing and the testing of ‘agent-ready’ tools using the API. We adapt existing API testing capabilities to evaluate REST APIs as tools that LLM agents can use to execute them. Our approach transforms existing API test cases into natural language utterances that mimic the inputs an LLM-based agent would receive, allowing us to evaluate how well agents can understand and correctly handle these REST API calls.

Specifically, our contribution is the creation of a novel framework that adapts existing REST API testing techniques to evaluate their compatibility by creating tools for LLM-based agents which includes:

- Enrichment of tool definition with additional meta information that enables LLMs to generate accurate tool input and minimize hallucinations.
- Generation of API test cases using established tools to cover a diverse range of input scenarios, and expected behaviors through their invocations.
- An LLM-based approach to convert API test cases into natural language utterances, and assess the quality of these utterances, thus enabling the evaluation of the agent’s ability to process these utterances, invoke valid tool calls, and interpret the resulting outputs.
- Generation of a comprehensive taxonomy of common error patterns based on the analysis of 750 API invocations across 3 diverse enterprise applications, thus providing actionable insights for improving tool definitions.

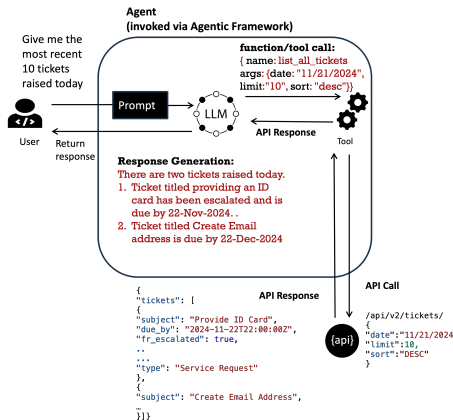


Figure 1: API Calling via an Agent

¹<https://www.postman.com/>

2 Background and Motivation

Tool calling, also referred to as function calling, allows LLM-based agents to dynamically interact with external systems. Figure 1 illustrates the interaction between an LLM-based agent and a REST API, acting as an external tool within an agentic framework. This diagram demonstrates a typical workflow, showcasing how an agent processes a prompt, invokes an API call, and generates a response based on the API’s output. The process begins when a user queries the agent in natural language. When the user makes the query, the agent formats the query into a prompt for a LLM. If the LLM determines that a tool is necessary, it generates a structured function call object, typically a JSON object identifying the name and the parameters. The agent invokes the tool. The tool then calls the REST API by transforming the parameters to the REST API query parameters, path parameters or request body. The API is then invoked. Upon receiving the response from the REST API via the tool response, the agent feeds this structured JSON response back to the LLM. The LLM then processes this response along with the context of the original prompt, enabling it to formulate an answer to the user in natural language.

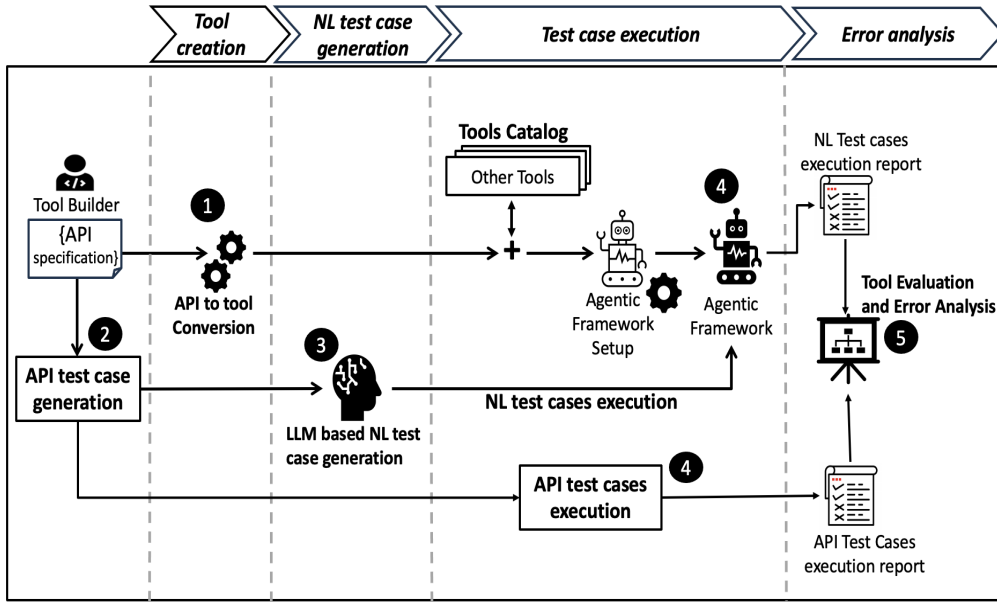


Figure 2: Framework for Tool Testing in Agentic Flows

There are several agent patterns for reasoning and taking actions invoking tools. ReAct, for instance, combines reasoning and action steps in an iterative process [24]. The agent reasons about the task takes an action (often a tool call), and observes the outcome, repeating the cycle as necessary. ReWOO is a plan-driven paradigm, where the agent develops a detailed plan by reasoning about all available tools and the task at hand before invoking the tools [22]. These and other patterns depend on the underlying LLM’s capability to generate accurate tool calls and the reliability of the APIs themselves.

There are various frameworks that enable the implementation of agent reasoning and act patterns. LangGraph², a graph-based approach from LangChain, allows for flexible and dynamic workflows of complex agent interactions. CrewAI³, is another framework that enables collaborative multi-agent systems, allowing specialized agents to work together and share communication. We use these frameworks to implement the agents to test the effectiveness of the enterprise REST APIs as agent-ready tools.

Effective tool calling requires a successful interaction between multiple components: the LLM, the agent framework, the tool abstraction layer, and the underlying API. This entire process depends on the agents’ ability to accurately convert natural language utterances into precise tool calls. Furthermore,

²<https://www.langchain.com/langgraph>

³<https://www.crewai.com/>

the tool definitions, derived from API specifications, must be robust and comprehensive. Multiple scenarios of these tool invocations by different natural language utterances need to be tested. Our framework is the first of a kind evaluating APIs through the lens of their integration as tools for LLM-based agents. Our framework detailed in the following sections adapts the capabilities of the API testing frameworks to simulate these agent interactions via natural language utterances, thus bridging the gap that exists.

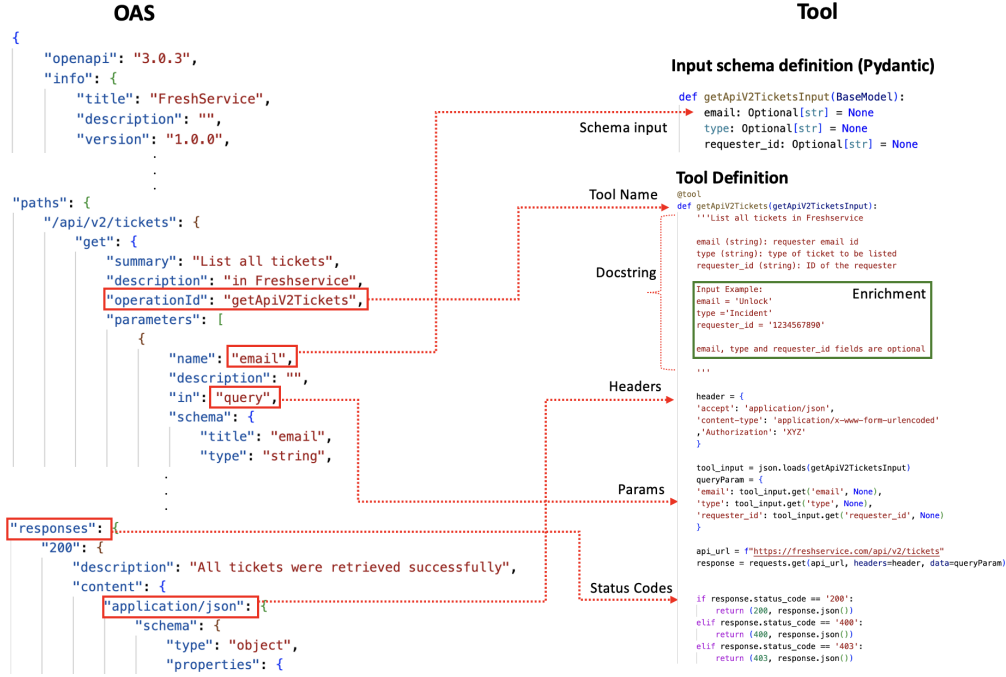


Figure 3: Tool Creation Illustration from an OAS endpoint

3 Tool Testing Framework

A systematic framework for automating tool testing in an agentic flow is presented in Figure 2.

The process begins with the API specification provided by Tool Builder. At first, the API specification is converted into a functional “tool” that is compatible with the agentic framework. The resulting tool is then integrated into a tools catalog, a repository of resources that can be utilized during testing. In the second step, multiple test cases are generated for the API specification to ensure full test coverage. Here, any existing API testing with LLM approaches are used [10]. Both the API test cases and the created tool are used in the subsequent phases of the framework. The next step focuses on Natural Language (NL) test case generation, which ensures that the tool’s functionality is comprehensively tested in agentic flow. In this step, a fine-tuned Large Language Model (LLM) is used to convert the API test cases into interpretable test cases written in natural language. For each API test case one NL test case is generated, these NL test cases are utilized as user utterances to interact with the agentic framework as shown in Figure 1.

Next, in the Test Case Execution phase API test cases and corresponding NL test cases are executed. API test cases are executed by calling associated REST API endpoints with the input payload specified in the test case. For executing the NL test case an Agentic Framework Setup step is performed, where the API under test and a selection of other tools from a catalog are configured to operate within an agentic framework.

The agentic framework establishes the environment required for testing the generated NL test cases. Within this agentic framework, test cases are executed to validate the tool’s behavior and ensure it meets expected performance and functionality. The agentic framework works by instantiating the ReACT [24] styled agents with appropriate binding of tools, and the agent is invoked through the natural language test case. Based on the NL test case the agent selects the appropriate tool,

enabling thorough and systematic tool testing. Finally, the Error Analysis phase focuses on evaluating the results of the executed tests via the tools and agentic framework. In this step, we use the API test case execution report as ground truth and compare them to the NL test case execution report. The outcomes are analyzed to identify errors in terms of incorrect tool calls, unnecessary tool calls, failures in identifying the correct payload, and failure of execution of the tool.

3.1 Tool Creation

API Specification is passed as an input to the tool creation as illustrated in Figure 3.

Open API Specification (OAS) [16] is the industry standard for defining RESTful API interfaces. This format is beneficial because it allows for both automated systems and people to understand API structure. Machine readability allows for automation, while the human-readable format is easy to understand. Specifically, OAS includes definitions of endpoints, HTTP methods, input parameters, and likely responses. A tool is created for each path operation or endpoint in an OAS. We parse different components of each endpoint in an OAS to create the tool as follows:

Tool input schema definition: We use Pydantic⁴ and extend its BaseModel to define the tool input schema. Pydantic helps in data validation using the defined schema with the help of type annotations. We parse path, query parameters and request body from the OAS along with their metadata information such as - whether they are mandatory/optional and their data types to define the tool input schema. Similarly, we parse different endpoint responses from the OAS to define the tool output schema.

Tool definition: We create different tool components that invoke the REST API as follows:

- *Tool Name:* The tool name is assigned the same name as the operationId in the OAS, e.g., getApiV2Tickets.
- *Docstring:* To provide information about the tool to the LLM, we form a docstring for the tool by parsing endpoint descriptions, and parameter descriptions from the OAS and additionally provide information on which parameters are mandatory and optional.
- *Docstring Enrichment:* The docstring is further enriched with a simulated input example of the tool with parameter values that guide the LLM to generate the tool input appropriately and minimize hallucinations. The input example is simulated using the technique adopted during API test case generation (see Section 3.2 for more details). The test case is generated such that all parameters are covered (see Step 2 in Section 3.2).
- *Headers:* We define the request header of the tool by parsing the content field of the OAS. If the endpoint requires authentication to execute the request, we use the authentication information provided in the configuration file with valid access credentials.
- *Request:* To call the API endpoint we need to pass the path, query, and request body parameters at the required places in the request. We map each of the inputs in the tool input schema to the path, query, or request body and form the request.
- *Response Status Codes:* The API endpoint returns different responses based on execution status. We parse the responses field in the OAS to retrieve different status codes and use them appropriately as part of the tool output.

3.2 API Test case generation

Automated API testing has seen significant progress, with approaches focused on deriving test cases from specifications to maximize coverage [2, 9, 11, 14, 6]. These works primarily focus on high test coverage by considering input semantics and constraints. Recent work by Kim et al. [10] leverages LLMs to identify parameter constraints within OpenAPI Specifications (OAS) and generate relevant parameter values.

Our work incorporates additional constraints ensuring enhanced test case diversity and coverage. To achieve diverse test coverage, we generate test cases covering scenarios: i) only mandatory parameters, ii) all parameters present in the API, iii) various subsets of parameters chosen by an LLM.

⁴<https://docs.pydantic.dev/latest/>

The use of an LLM for these selections allows for the automated generation of complex test cases by combining parameters in various ways. By considering the specification constraints and parameter relationships, we aim to improve the effectiveness and diversity of generated API test cases.

Based on prior work [10], the approach to API test case generation using LLMs is divided into two steps as below.

Step-1 (Parameter information and constraints extraction): For extracting parameters, and constraints on parameters, we follow the same steps as outlined in [10]. We prompt the model to extract parameters by their name and description, and further extract constraints. The LLM is provided with rich instructions and examples to provide details of parameters and constraints. There can be different types of constraints: i) parameter type and format constraints that define the type and format of a parameter (e.g., type: array and format: date). ii) parameter value constraint that restricts values (e.g., a maximum value), iii) parameter examples that specify a value the parameter can take (e.g., examples of country, currency), iv) operation constraints that define some specific conditions parameters must satisfy (e.g., inter-parameter dependencies). The extracted constraints are used to enhance the existing specification.

Step-2 (Constraint aware parameter value generation): We append the API specification, parameter information, parameter constraints, and format of nested parameters all in one prompt. We also append the information on what type of test case scenario to create within the prompt and pass it to an LLM for generating such a test case. The test case scenarios are i) only mandatory parameters, ii) all the parameters, iii) a subset of parameters chosen by LLM itself. Within the prompt instruction, we also mention that the generated text is to be provided in a key-value format where the key is the parameter name and the value is the value taken by the parameter. With a parameter and the corresponding value in a key-value format so that the LLM understands the structure of the test case to be generated. The LLM output with the generated text is one of the test cases pertaining to the test scenario sought.

Following the above method we generate test cases for each of the APIs which are subsequently converted to natural language test cases that are used for tool testing.

3.3 Natural Language Test case generation

The generation of natural language (NL) test cases involves creating coherent, human-like sentences to invoke and evaluate agentic workflows. These utterances are crafted based on the provided API specifications and associated API payloads or test cases. The goal is to translate the API spec and the test case payload into a natural language expression.

In our framework, we experimented with the following two approaches to generate the natural language.

Prompted LLM: The first approach is based on constructing a prompt where the API specifications and the test payload are provided as part of the context. The prompt explains the API’s functionality, the required input parameters, and any constraints or conditions that guide the type of user query to generate. Following is the sample prompt that we used to generate the natural language:

```
Given the following function and input parameters, what should  
be the natural language utterance?  
Function definition: {api specification}  
Input parameters: {payload}  
Output:
```

We observed that the natural language (NL) test case utterances generated by the prompted model often lacked natural, human-like qualities and appeared robotic. For instance, the utterance would directly list the parameters in the test payload. While these structured utterances are easy for the LLM Agent to interpret, they do not accurately reflect the typical language or phrasing a user would employ in real-world scenarios. To alleviate this issue, we developed a second approach to create additional NL test cases.

Fine-tuned LLM: The second approach is based on parameter efficient fine-tuning (e.g., Low-Rank Adaptation LoRA [7]) of a small language base model [19]. The dataset for fine-tuning is derived from the Berkeley Functional Calling Leader-board (BFCL) V3 dataset [23]. The BFCL dataset is designed to benchmark large language models in function-calling tasks. Inputs consist of natural

language queries and desired function specifications (similar to an API specification), while outputs include structured JSON objects representing the correct function name, parameters, and values. To fine-tune our model for the natural language generation task, we used the function specification along with structured JSON objects of parameters and values as input (in the same prompt format employed in Prompt LLM) and considered the natural language queries as the output.

LLM as a judge: To evaluate each NL test case we set up a prompted LLM as a judge [29] and scored them on two criteria.

- **Accuracy** (range 1 to 5): The accuracy indicates how accurately the API test payload is incorporated into the NL test case. Missing or incorrect parameters lead to a reduction in score.
- **Fluency** (range 1 to 5): Fluency describes how human-like the NL test case is. It should not simply provide the information one after another. Sentences that are natural and human-like would get a higher rating.

The LLM assigns scores based on the provided in-context examples. A sample prompt for the LLM as a judge is given below.

```
You are provided with an API spec, a sample payload.
and an utterance. Your task is to evaluate the utterance and
provide the following two ratings.

1. Fluency: Rating from 1 to 5. Fluency describes how human
-like the sentence is as per the examples below. Natural and
human-like sentences get a higher rating.
{Incontext examples for fluency rating}
2. Accuracy: Rating from 1 to 5. Accuracy indicates if the
entire payload is accurately represented in the utterance.
Missing, additional, incorrect values get a lower score.
{Incontext examples for accuracy rating}

Provide the ratings for
API Spec: {api specification}
Sample Payload: {payload}
utterance: {utterance}
```

We generate NL test cases for all the API test cases and store them for the next steps.

3.4 Test case execution

Test cases generated for each tool are executed to assess the functionality and performance of a tool in different scenarios. In this step, API test cases are executed by calling the associated API endpoint with the specified input payload of the test case. With the API test cases execution, we obtain the expected output and response code from API endpoint execution which serves as the ground truth output. For executing tool NL test cases we follow the below steps:

Step-1 (Creating agentic environment): For each tool we want to test, we select the tools that are part of the environment from the same application. We pick a subset of $k(= 10)$ tools with descriptions that are most similar to the chosen tool. This would help ensure that the agent is able to distinguish the functionality of different tools. Upon selecting the necessary tools, we bind them in the agentic flow environment.

Step-2 (Invoking agent with test case utterance): For each test case, the generated NL utterance is used to start a conversation with the agent. The agent would thus need to identify the appropriate tool according to the utterance and execute the tool as required. And agentic flow tool execution events are stored as NL test case execution reports.

Next, we compare the NL test case report from agent execution with the ground truth output from the API test case report. This will ensure that the tool test cases are executed with the expected output. The generated test cases are agnostic to the agentic framework and they can be executed in frameworks [24] and with different LLMs.

3.5 Error Analysis and Action Recommendation

While executing tools in the agentic environment, the tool execution errors occur due to several reasons, and function calling benchmarks such as BFCL [23], τ -bench [25] provide different root causes related to errors in function calling such as function mismatch, missing function parameters, and function parameter type mismatch, etc., In our framework, we extend the error scenarios from these benchmarks along with other possible error scenarios to define a taxonomy of errors and further leverage this taxonomy to recommend actions.

Error	Action Recommendation
Incorrect Tool Identification	Modify description for tool the {TOOL_NAME} as the {LLM_MODEL} failed to invoke correct tool.
Parameter Mismatch.Missing Parameter	Modify the tool input parameter descriptions for {PARAMETER_1, PARAMETER_2,..} for the tool {TOOL_NAME} as the {LLM_MODEL} failed to identify necessary input parameters.
Parameter Mismatch.Incorrect Parameter	Modify the tool input parameter descriptions for the tool {TOOL_NAME} as the {LLM_MODEL} hallucinated incorrect parameters {PARAMETER_1,PARAMETER_2,..} in tool input payload.
Parameter Type Mismatch	Modify the tool definition for {TOOL_NAME} to handle the parameter type issues of {PARAMETER_1, PARAMETER_2,..} as the {LLM_MODEL} is calling the tool with incorrect types in input payload.
Parameter Value Mismatch	Modify the tool definition for {TOOL_NAME} to handle the parameter value issues of {PARAMETER_1, PARAMETER_2,..} by providing examples as the {LLM_MODEL} is calling the tool with incorrect values.
Malformed Output	Modify tool definition for {TOOL_NAME} to handle {TOOL_OUTPUT}. {LLM_MODEL} cannot parse output.
Exceeding Token Limit	Test {TOOL_NAME} with an LLM with a higher token limit. {LLM_MODEL} token limit is exceeded.
Recursive Tool Invocation	Modify the output {TOOL_OUTPUT} of {TOOL_NAME} as the {LLM_MODEL} cannot understand tool output.
Tool Access Error	Provided tool access credentials are invalid, please use correct credentials for tool {TOOL_NAME}.
Tool Server Error	Service is unavailable for the tool {TOOL_NAME} due to server error, please try again after some time.

Table 1: Error Recommendations

3.5.1 Error Taxonomy

The goal is to create a classification system to help understand the types of errors that occur when an agent attempts to use external tools. The taxonomy is flexible enough to accommodate new types of errors as our experience with tool-calling expands. We use a qualitative approach based on analyzing the root causes of these errors. The taxonomy is presented in Figure 4. The errors identified are categorized into four main categories:

Tool Invocation Errors: These errors relate to the initiation and flow of tool calls, rather than the tool’s functionality itself.

- **Incorrect Tool Identification:** The agent selects the wrong tool for the given task, failing to match the user’s intent with the appropriate tool function. An example could be, calling the tool `putV2NotesById` instead of `getV2Notes` for an utterance such as ‘notify me for notes tagged as household’.
- **Recursive Tool Invocation:** The agent calls a tool recursively, either directly or indirectly, due to the tool’s response not providing clear guidance for the next action. The agent loops unnecessarily often resulting in resource exhaustion. The root cause is often that the agent doesn’t know how to proceed with an uninformative message from the tool (e.g., "Bad request," "Missing body").

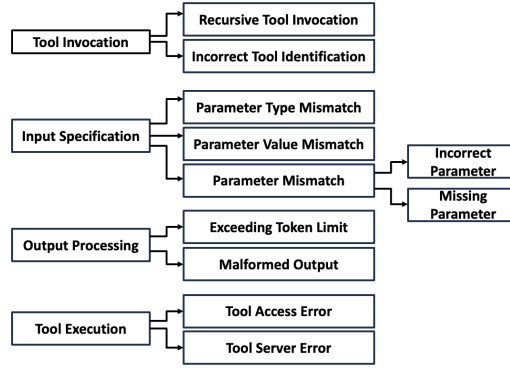


Figure 4: Error Taxonomy

Input Specification Errors: These errors arise from issues in how the agent specifies the input parameters required by the tool.

- **Parameter mismatch:** There can further be two types of errors: i) **Missing parameters:** The agent omits one or more required parameters when calling the tool. The root cause is the agent’s inability to determine all necessary parameters from its understanding of the task and the tool’s definition, ii) **Incorrect parameters:** The agent hallucinates parameter names by not considering the tool definition. For example, the agent creates a boolean parameter of name `show_assigned_departments` instead of `cansee_assigned_department`. Enterprise APIs may have non-intuitive parameter names
- **Parameter type mismatch:** The agent provides input parameters with data types that do not match what the tool expects. This might occur due to malformed extraction of input parameters or type mismatches from the underlying LLM. This is common when the input value is a single-item list. For example, passing ‘Image’ as a string when [‘Image’] needs to be passed.
- **Parameter value mismatch:** The agent may provide incorrect parameter value despite having the utterances with correct values. There can also be scenarios where the LLM processes the input from the utterance. For example `john doe` in the utterance is passed as `John Doe`.

Output Processing Errors: These errors arise when the agent is parsing the output of the tool

- **Malformed Output:** The agent cannot parse or interpret the tool’s output, typically because the output is malformed or does not conform to the expected format. We often observe this with tools representing *GET* operations such as `List_all_meetings`, `Get_all_CRM_users`
- **Tool output exceeding LLM token limit:** The agent cannot process the output because the size of the response exceeds the token limit of the LLM.

Tool Execution Errors: The errors arise when the tool is executing

- **Tool access errors:** The agent cannot successfully execute the tool due to incorrect or insufficient access permissions with the response code of `4XX` (e.g., authentication failure, authorization failure).
- **Tool server errors:** The agent cannot successfully execute the tool because the API server is unavailable, experiencing a failure, or there are other server-side issues. Often these are related to the response code `5XX`

We categorize the tool invocation with no errors scenario when the agent successfully calls the correct tool with the appropriate input payload, receives valid tool execution output, and processes the tool output.

3.5.2 Action Recommendations

The taxonomy-driven approach helps categorize and isolate the root cause of failure for each test case. This enables us to identify issues related to tool descriptions, parameters, access, or backend servers.

Based on the identified errors, Table 1 provides template-based recommendations for improvement. As shown in the table for the *incorrect tool input with missing parameters* error category, we suggest modifying tool parameter descriptions. For example, when the tool input requires a specific format for a date and the parameter description is not sufficient with date format details, an incorrect date value is generated by LLM producing *Parameter Value Mismatch* error. Several failures could related to a single input parameter such as both *Parameter Type Mismatch*, and *Parameter Value Mismatch*. The recommendations can thus support ‘tool builder’ in refining tool definitions and minimizing such failures.

4 Evaluation

In this section, we evaluate our framework by answering the following research questions (RQs):

- **RQ1:** How does enrichment of the tool docstring affect the performance of tool calling?
- **RQ2:** How do different strategies of NL test-case generation from API test cases affect the performance of tool calling?
- **RQ3:** How do different models in the agentic framework affect the performance of tool calling?

RQ1 assesses the impact of tool docstring enrichment on the errors. RQ2 assesses the effect of utterance generation from API test cases. Finally, RQ3 considers the effect of models on the same test cases. While there are benchmarks [23] addressing this question, we consider different elements of the error taxonomy.

Application	# of APIs	# of Input paramaters	# of Output parameters	# of test cases
FreshService	14	min - 0 max - 16	min - 4 max - 34	134
Dun and Bradstreet	23	min - 1 max - 13	min - 8 max - 116	273
Salesloft	51	min - 0 max - 41	min - 5 max - 107	340

Table 2: Data set summary

4.1 Experimental Setup

Dataset: Our framework is evaluated using a data set that comprises of 88 enterprise APIs each with one operation. These APIs are from 3 different applications related to ticketing systems (FreshService⁵), business data and analytics (Dun and Bradstreet⁶), and sales engagement (Salesloft⁷). APIs have different levels of complexity in terms of input parameters, response output parameters, and authorization methods. The details are presented in Table 2. Many APIs have more than 15 input parameters and complex nested output schema with more than 40 parameters. In this section, we present results from test case execution. There are a total of 747 test cases generated for 88 tools and for the agentic environment we used the LangGraph framework for building a React [24] agent.

Models: We use different models for our evaluation: i) API test case generation uses *Mixtral-8x7B-Instruct* [8], ii) NL test case generation uses two models - *Mixtral-8x7B-Instruct* [8] for prompting and *Granite-3B-Code-Base* model⁸ for fine-tuning, iii) The React [24] agent uses two different LLMs: *Mistral-Large*⁹, *Llama-3.1-405B*¹⁰ that support tool calling.

Evaluation Metrics: We compute the **error rate per test case** as the fraction of test cases where an error class is observed. A test case can result in multiple error classes. Further, a test case is counted

⁵<https://api.freshservice.com/v2/>

⁶<https://developer.dnb.com/>

⁷<https://developers.salesloft.com/docs/api/>

⁸<https://huggingface.co/ibm-granite/granite-3b-code-base>

⁹<https://huggingface.co/mistralai/Mistral-Large-Instruct-2407>

¹⁰<https://huggingface.co/meta-Llama/Llama-3.1-405B>

only once even if the test case has multiple occurrences of the same error. Values lie in the range $[0, 1]$, where 1 would indicate that the class of error occurred in every test case. Also, we compute the percentage of test cases that were executed successfully with no errors.

4.2 RQ1: Impact of tool docstring enrichment on tool calling

We study the impact of enriching the tool docstring with a simulated input example (as discussed in Section 3.1) on the performance of tool calling. Note that, all other tool components such as headers, requests, and responses can not be altered to preserve the tool functionality and hence, kept as-is for this study. We use 134 test cases from the FreshService application to study this impact with the *Mistral-Large*. Table 3 shows the tool calling performance with and without enriching the docstring. As shown, we observe a *huge improvement in tool input specification*. This is because, the input example in the docstring guides the LLM to: (1) pick all the parameters present in the utterance (2) choose correct parameter names (3) assign correct parameter value type (and format), minimize hallucinations. The Tool Execution and Output Processing related errors remain the same as they are not related to the tool docstring. The Tool Invocation Errors also reduce as correct tool input enables agent to identify the tool and reduces the number of invocation retries.

An illustration of how the tool input improves with docstring enriched with an example is shown below for one of the FreshService APIs i.e., `postApiV2Tickets`.

Tool Input Illustration:

Utterance: "I need to create a support ticket with a status of 302, with subject Teams, and requester email hy@wd.net. The priority should be 16, and for the description, use ADMINs Team."

No example:

```
{'status': 302, 'subject': 'Teams', 'requester': {'email': 'hy@wd.net'}, 'priority': 16, 'description': 'ADMINs Team'}
```

Enriched with example:

```
{'status': '302', 'subject': 'Teams', 'email': 'hy@wdy.net', 'priority': '16', 'description': 'ADMINs Team'}
```

As shown, when no example is provided in the docstring, the tool input generated by LLM contains incorrect parameter type of status and priority. Moreover, it hallucinates by adding the requester field that is not present in the tool. These issues are not seen when the tool docstring is enriched with an input example.

Summary (RQ1): Our experiments show that enriching the docstring with input examples significantly improves the ability of the LLM to construct tool inputs correctly, thereby reducing errors related to tool input specifications by up to 40%.

Error Type		No example	Enriched with example
Tool Invocation	Incorrect Tool Identification	0.07	0.03
	Recursive Tool Invocation	0.11	0.02
Input Specification	Parameter Value Mismatch	0.33	0.07
	Parameter Type Mismatch	0.50	0.10
	Parameter Mismatch.Incorrect Parameter	0.21	0.01
	Parameter Mismatch.Missing Parameter	0.21	0.01
Output Processing	Exceeding Token Limit	0.0	0.0
	Malformed Output	0.15	0.10
Tool Execution	Tool Access Error	0.01	0.01
	Tool Server Error	0.0	0.0
Fraction of test cases with no Errors		0.11	0.76

Table 3: Error rate per test case with and without example

4.3 RQ2: Impact of NL test case generation method on performance of tool calling

The process of NL test case generation entails the creation of natural, fluent, human-like sentences that would be used to invoke and test a tool in the agentic flow. These NL test case utterances are generated based on the API test case. In the previous section, we discussed the two methods for generating NL test cases. The first is a prompt-based *Mixtral-8x7B-Instruct*. To create more fluent and natural-sounding NL test cases, we used LoRA [7] to fine-tune *Granite-3B-Code-Base* model. We curated the dataset by combining 400 simple APIs from BFCLv3 [23], with an additional 120 human-curated domain-specific API invocations. The simple APIs from BFCL contain a maximum of 10 parameters each. To better align with real-world enterprise APIs and enhance accuracy, we have designed these domain-specific APIs with more parameters. For the LoRA fine-tuning process, 70% of the examples from the randomly combined data were used for training, while 15% each were allocated to both the validation and test sets.

To evaluate the quality of generated NL test cases, we set up a prompted LLM as a judge with *Llama-3.1-405B* to score them on two criteria: i) Accuracy (range 1-5), which measures how well the API test payload is incorporated into the NL test case, with deductions for missing or incorrect parameters, and ii) Fluency (range 1-5), assesses how human-like and natural the NL test case is as opposed to robotic resembling parameter-by-parameter descriptions. The LLM as a judge was validated against human judgment for 15% of the test set. The human agreement with the rating was found to be 89% and 93% for accuracy and fluency scores respectively.

NL test cases that list the parameters are relatively easy for an agent to act upon, but these do not depict the type of NL utterances that users would provide. Hence, fluency is an important metric to consider for generating NL test cases. To illustrate this point, examples of fluent and not-fluent NL test cases are shown below

Example of a fluent sentence: Update my contact information. Change my email to jane.doe@fastmail.com, my phone number to +1234567890, and my home phone number to +1234567890. Also, change my work email to alex.mccaw@fastmail.com. My home address is 123 Main St, Anytown, USA 12345. My work address is 456 Elm St, Oakland, CA 94607. For work, my job title is Senior Software Engineer.

Example of a sentence that is not fluent: Update my requester with time format as 14:14:14, time zone as UTC+04:00, mobile phone number as 1234567890, language as French, primary email as ehuntington@workday.net, work phone number as 2345678901, last name as Rodriguez, ID as 12345, reporting manager ID as JOB-POSTING-6-1227, location ID as Paris, address as 900 Building 2, and first name as Sarah.

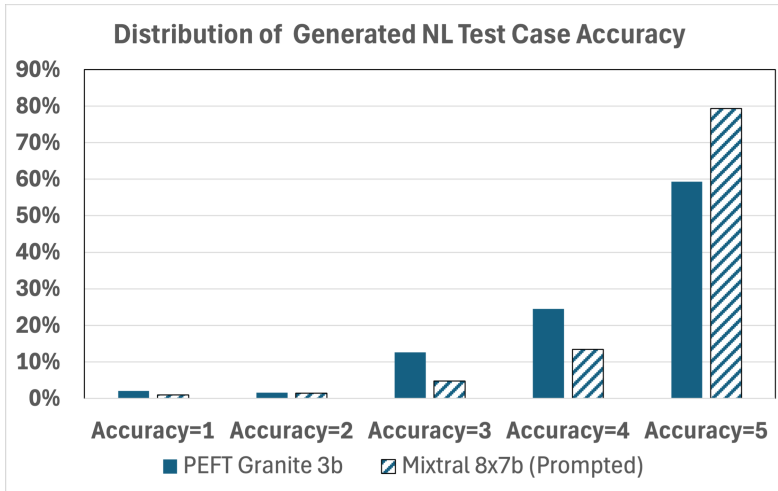


Figure 5: Distribution of NL test-case accuracy scores

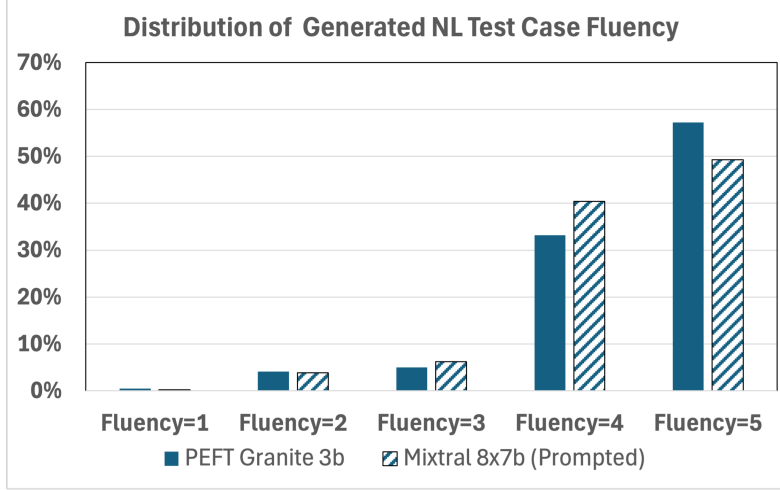


Figure 6: Distribution of NL test-case fluency scores

Error Types		Fluency Score			
		2	3	4	5
Tool Invocation	Incorrect Tool Identification	0.00	0.00	0.02	0.01
	Recursive Tool Invocation	0.05	0.01	0.02	0.03
Input Specification	Parameter Value Mismatch	0.08	0.18	0.29	0.31
	Parameter Type Mismatch	0.08	0.19	0.32	0.32
	Parameter Mismatch. Incorrect Parameter	0.01	0.01	0.06	0.04
	Parameter Mismatch. Missing Parameter	0.01	0.01	0.10	0.07
OutputProcessing	Exceeding Token Limit	0.01	0.00	0.00	0.01
	Malformed Output	0.00	0.02	0.02	0.05
Tool Execution	Tool Access Error	0.00	0.00	0.00	0.00
	Tool Server Error	0.00	0.01	0.00	0.00
Fraction of test cases with no Errors		0.92	0.80	0.68	0.65

Table 4: Error rate per test case and successful test cases across Fluency Scores

Figures 5 and 6, show the distribution of accuracy and fluency scores of the NL test cases generated by each of the methods. From the graphs, it is evident that the fluency of NL test cases from PEFT *Granite-3B-Code-Base* model is higher, whereas the accuracy of NL test cases generated from the prompted *Mixtral-8x7B-Instruct* model is higher.

Further, we examined the impact of fluency on tool call performance, by considering NL test cases with an accuracy score of 4 or greater. Fluent utterances exhibit human-like characteristics. On the other hand, non-fluent utterances are robotic sentences that primarily list parameters. Table 4 shows the errors observed (as per the taxonomy) for test Cases across fluency scores. Our findings reveal that fluent human-like utterances are more challenging for the LLM agents and result in higher error rates. As fluency increases, certain errors become more prevalent, including parameter type and value mismatch, missing and incorrect parameters, and to a lesser extent incorrect tool invocation, while others are unaffected.

Summary (RQ2): Our findings reveal that fluent human-like utterances are more challenging for the LLM agents and result in higher error rates for errors such as input specification errors and incorrect tool identification.

4.4 RQ3: Impact of Agent LLM Models on the performance of tool calling

For evaluation, we filtered the generated test cases using the ‘Accuracy’ metric in Section 3.3 and retained ‘629’ test cases with high accuracy. These NL test cases are executed using two LLMs *Mistral-Large* and *Llama-3.1-405B* using ReAct[24] agent with LangGraph framework. Table 5

Error Type		Per test case (percentage)	
		Mistral-Large	Llama -3.1-405B
Tool Invocation	Incorrect Tool Identification	0.03	0.01
	Recursive Tool Invocation	0.02	0.03
Input Specification	Parameter Value Mismatch	0.18	0.44
	Parameter Type Mismatch	0.20	0.45
	Parameter Mismatch. Incorrect Parameter	0.01	0.08
	Parameter Mismatch. Missing Parameter	0.09	0.19
Output Processing	Exceeding Token Limit	0.01	0.00
	Malformed Output	0.04	0.02
Tool Execution	Tool Access Error	0.01	0.01
	Tool Server Error	0.01	0.01
Fraction of test cases with no Errors		0.53	0.35

Table 5: Error rate per test case observed across LLMs

shows different error categories and their percentage per test case. And 35 to 50 percent of test cases are executed without any errors.

The majority of the tool execution errors are due to incorrect tool parameter type, and value. In the below example, expected tool input payload should contain the parameter `per_page` with value 100 as integer type, `sort_by` with value 'Priority' as string type, and `sort_direction` with value 'DESC' as string type. However, the tool is invoked with incorrect type for parameter `per_page`, and incorrect values for parameters `sort_by` and `sort_direction`. Both the LLMs suffered from malformed tool output and recursive tool execution errors due to insufficient tool definition and an example of malformed output error is shown below.

Example of in-correct parameter type and value

Expected tool input payload:

```
{'per_page':100,'sort_by':'Priority','sort_direction':'DESC'}
```

In-correct tool input payload:

```
{'per_page':'100','sort_by':'priority','sort_direction':'DESC order'}
```

Example of malformed output

```
{'status': 'execution_failed', 'message': 'Could not parse LLM output: The fields of CRM activities are: Comments, Comments.'}
```

For a few test cases, incorrect tool identification error is observed and some test cases fail because of incorrect tool access, or tool service unavailability. In the case of *Llama-3.1-405B* no LLM token limit errors were observed as it has a context length of 128k tokens whereas *Mistral-Large* has a context length of 32k tokens and few test cases have failed due to this limitation. We observed across models the performance of the tool calling varies but the distribution of errors is similar. Tool errors related to parameter type, and value are more prevalent and to fix these types of errors we recommend actions shown in Table 1 to improve the tool definitions.

Summary (RQ3): Our observations indicate that LLMs exhibit significant and varying errors when interacting with enterprise tools. A major source of these errors, observed in 20-40% of test cases, stems from issues in generating correct input payloads, specifically with respect to parameter types and values highlighting a critical challenge for their integration with enterprise workflows.

5 Related Work

Stand-alone API testing is well-studied in the literature. API specifications [16] are largely machine-readable, but they also allow developers to include natural language descriptions in certain fields

to explain various aspects of an API. Many API specifications rely heavily on such descriptions to provide additional details about operation parameters. A number of automated testing tools such as EvoMasterBB [3], bBOXRT [11], RESTest [14], and RestTestGen [6] have been developed. However, these rely more on the machine-readable parts of API specifications and do not leverage the human-readable descriptions. However, with advances in large language models, recent literature [28] demonstrates that the human-readable part of the API specs, which includes descriptions, titles, and examples, can be used to construct coherent test cases keeping in mind the dependency between the parameters [13].

RestCT [20] automatically generates REST tests by inferring inter-parameter dependencies using pattern matching and a combinatorial testing approach. It employs ACTS (covering array generation tool) to generate constrained covering arrays but relies on hard-coded patterns. ARTE [1] creates test inputs for web APIs by querying the DBpedia knowledge base based on parameter names extracted from parameter descriptions. However, it doesn't consider constraints from the specifications, such as default, minimum, and maximum parameter values.

While stand-alone API testing is well studied, testing of tools remains relatively unexplored. Various benchmarks are available for assessing tool utilization, based on the accuracy of tool selection (e.g., Gorilla [18]) and based on the response generated (e.g., ToolQA [30]). T-Eval [5] offers a systematic evaluation framework by decomposing tool utilization into discrete sub-processes like reasoning and planning, providing fine-grained insights into the tool utilization capabilities of LLMs. EASYTOOL [26] introduces a framework that streamlines and standardizes tool documentation, enabling LLMs to process diverse and redundant instructions by transforming them into concise and unified interfaces, which improves performance in real-world tasks.

The work presented in this paper builds upon the existing API testing research and extends it to the domain of evaluating them as tools integrated into agentic flows.

6 Threats to Validity

Several threats could impact the validity of our findings. Internally, model instability and evolution are a concern, which we mitigate by utilizing specific open-weight models and open-source models, and maintaining consistent prompts and running the experiments multiple times to observe the stability of the outcome. Further, the well known prompt sensitivity of LLMs may affect the consistency of the results. Externally, the results may not generalize to other API domains and models due to the specific focus on enterprise APIs and the selected LLMs, even though we address this to an extent by selecting a range of API functionalities and using both open-weight and open-source LLMs. Data leakage is also a concern, especially with LLMs memorizing the data during training, and we reduce this risk by using less common enterprise APIs. For construct validity we use a metric such as error rate per test case, and validate LLM tool calling response with API execution response. Overall, we acknowledge the threats and make efforts to mitigate their impact.

7 Conclusion

In this paper, we present a framework that adapts existing API testing methods to evaluate "agent-ready" enterprise APIs as tools. The framework utilizes an LLM to generate natural language utterances from existing test cases and leverages API test execution reports to identify and categorize failures within an error taxonomy, offering recommendations for improvement. In the future, we plan to extend our work to generate multi-turn utterances that simulate a conversation leading up to tool invocation and handle multi-step interactions involving sequential tool calls. Additionally, the existing taxonomy mainly focuses on errors related to single-tool testing. Error classes related to processing tool outputs in sequential tool calls will be explored.

References

- [1] Juan Carlos Alonso Valenzuela. "Automated Generation of Realistic Test Inputs for Web APIs". In: *ESEC/FSE 2021: 29th ACM Joint Meeting on European Software Engineering Conference and Symposium on the Foundations of Software Engineering (2021)*, pp. 1666-1668. Association for Computing Machinery (ACM). 2021.

- [2] Andrea Arcuri. “EvoMaster: Evolutionary testing for REST APIs”. In: *Proceedings of the International Symposium on Software Testing and Analysis (ISSTA)*. 2021, pp. 377–380.
- [3] Andrea Arcuri. “RESTful API automated test case generation with EvoMaster”. In: *ACM Transactions on Software Engineering and Methodology (TOSEM)* 28.1 (2019), pp. 1–37.
- [4] Vaggelis Atlidakis, Patrice Godefroid, and Marina Polishchuk. “Restler: Stateful rest api fuzzing”. In: *2019 IEEE/ACM 41st International Conference on Software Engineering (ICSE)*. IEEE. 2019, pp. 748–758.
- [5] Zehui Chen et al. *T-Eval: Evaluating the Tool Utilization Capability of Large Language Models Step by Step*. 2024. arXiv: 2312.14033 [cs.CL]. URL: <https://arxiv.org/abs/2312.14033>.
- [6] Davide Corradini et al. “Automated black-box testing of nominal and error scenarios in RESTful APIs”. In: *Software Testing, Verification and Reliability* 32.5 (2022), e1808.
- [7] Edward J. Hu et al. “LoRA: Low-Rank Adaptation of Large Language Models”. In: *The Tenth International Conference on Learning Representations, ICLR 2022, Virtual Event, April 25-29, 2022*. OpenReview.net, 2022.
- [8] Albert Q. Jiang et al. *Mixtral of Experts*. 2024. arXiv: 2401.04088 [cs.LG]. URL: <https://arxiv.org/abs/2401.04088>.
- [9] Yating Jin et al. “RESTler: Stateful REST API fuzzing”. In: *Proceedings of the ACM SIGSAC Conference on Computer and Communications Security (CCS)*. 2020, pp. 2342–2356.
- [10] Myeongsoo Kim et al. “Leveraging Large Language Models to Improve REST API Testing”. In: *Proceedings of the 2024 ACM/IEEE 44th International Conference on Software Engineering: New Ideas and Emerging Results, NIER@ICSE 2024, Lisbon, Portugal, April 14-20, 2024*. 2024, pp. 37–41.
- [11] Nuno Laranjeiro, João Agnelo, and Jorge Bernardino. “A black box tool for robustness testing of REST services”. In: *IEEE Access* 9 (2021), pp. 24738–24754.
- [12] Weiwen Liu et al. *ToolACE: Winning the Points of LLM Function Calling*. 2024. arXiv: 2409.00920 [cs.LG]. URL: <https://arxiv.org/abs/2409.00920>.
- [13] Alberto Martin-Lopez, Sergio Segura, and Antonio Ruiz-Cortés. “A catalogue of inter-parameter dependencies in RESTful web APIs”. In: *Service-Oriented Computing: 17th International Conference, ICSOC 2019, Toulouse, France, October 28–31, 2019, Proceedings 17*. Springer. 2019, pp. 399–414.
- [14] Alberto Martin-Lopez, Sergio Segura, and Antonio Ruiz-Cortés. “RESTest: automated black-box testing of RESTful web APIs”. In: *Proceedings of the 30th ACM SIGSOFT International Symposium on Software Testing and Analysis*. 2021, pp. 682–685.
- [15] Tula Masterman et al. “The landscape of emerging ai agent architectures for reasoning, planning, and tool calling: A survey”. In: *arXiv preprint arXiv:2404.11584* (2024).
- [16] OpenAPI. *OpenAPI standard*. 2023. URL: <https://spec.openapis.org/oas/latest.html>.
- [17] Ferdinando Pasquale, Giovanni Russo, and Pierpaolo De Angelis. “Property-based testing for RESTful APIs: Enhancing automated API validation”. In: *Journal of Systems and Software* 174 (2021), p. 110858.
- [18] Shishir G. Patil et al. *Gorilla: Large Language Model Connected with Massive APIs*. 2023. arXiv: 2305.15334 [cs.CL]. URL: <https://arxiv.org/abs/2305.15334>.
- [19] Timo Schick and Hinrich Schütze. “It’s not just size that matters: Small language models are also few-shot learners”. In: *arXiv preprint arXiv:2009.07118* (2020).
- [20] Huayao Wu et al. “Combinatorial testing of restful apis”. In: *Proceedings of the 44th International Conference on Software Engineering*. 2022, pp. 426–437.
- [21] Lei Wu, Mingzhu Li, and Wei Chen. “Automated testing for RESTful APIs using formal specifications”. In: *Software: Practice and Experience* 49.12 (2019), pp. 1885–1902.
- [22] Binfeng Xu et al. *ReWOO: Decoupling Reasoning from Observations for Efficient Augmented Language Models*. 2023. eprint: 2305.18323. URL: <https://arxiv.org/abs/2305.18323>.
- [23] Fanjia Yan et al. “Berkeley Function Calling Leaderboard”. In: 2024.
- [24] Shunyu Yao et al. “ReAct: Synergizing Reasoning and Acting in Language Models”. In: *International Conference on Learning Representations (ICLR)*. 2023.

- [25] Shunyu Yao et al. *τ -bench: A Benchmark for Tool-Agent-User Interaction in Real-World Domains*. 2024. arXiv: 2406.12045 [cs.AI]. URL: <https://arxiv.org/abs/2406.12045>.
- [26] Siyu Yuan et al. *EASYTOOL: Enhancing LLM-based Agents with Concise Tool Instruction*. 2024. arXiv: 2401.06201 [cs.CL]. URL: <https://arxiv.org/abs/2401.06201>.
- [27] Wei Zhang, Ming Xu, and Yu Liu. “MutREST: Mutation testing for RESTful APIs in CI/CD pipelines”. In: *Proceedings of the IEEE/ACM International Conference on Software Engineering (ICSE)*. 2022, pp. 823–834.
- [28] Wayne Xin Zhao et al. “A survey of large language models”. In: *arXiv preprint arXiv:2303.18223* (2023).
- [29] Lianmin Zheng et al. “Judging llm-as-a-judge with mt-bench and chatbot arena”. In: *Advances in Neural Information Processing Systems* 36 (2023), pp. 46595–46623.
- [30] Yuchen Zhuang et al. *ToolQA: A Dataset for LLM Question Answering with External Tools*. 2023. arXiv: 2306.13304 [cs.CL]. URL: <https://arxiv.org/abs/2306.13304>.