

# Nearly Optimal Nonlinear Safe Control with BaS-SDRE

Hassan Almubarak<sup>1</sup> Maitham F. AL-Sunni<sup>2</sup> Justin T. Dubbin<sup>1</sup>  
 Nader Sadegh<sup>1</sup> John M. Dolan<sup>2</sup> Evangelos A. Theodorou<sup>1</sup>

**Abstract**—The State-Dependent Riccati Equation (SDRE) approach has emerged as a systematic and effective means of designing nearly optimal nonlinear controllers. The Barrier States (BaS) embedding methodology was developed recently for safe multi-objective controls in which the safety condition is manifested as a state to be controlled along with other states of the system. The overall system, termed the safety embedded system, is highly nonlinear even if the original system is linear. This paper develops a nonlinear nearly optimal safe feedback control technique by combining the two strategies effectively. First, the BaS is derived in an extended linearization formulation to be subsequently used to form an extended safety embedded system. A new optimal control problem is formed thereafter, which is used to construct a safety embedded State-Dependent Riccati Equation, termed BaS-SDRE, whose solution approximates the solution of the optimal control problem’s associated Hamilton-Jacobi-Bellman (HJB) equation. The BaS-SDRE is then solved online to synthesize the nearly optimal safe control. The proposed technique’s efficacy is demonstrated on an unstable, constrained linear system that shows how the synthesized control reacts to nonlinearities near the unsafe region, a nonlinear flight control system with limited path angular velocity that exists due to structural and dynamic concerns, and a planar quadrotor system that navigates safely in a crowded environment.

## I. INTRODUCTION

Safety is crucial in the implementation of autonomous control in simple and complex dynamical systems. With the increasing demand for autonomous systems, there is a corresponding need for safety-critical control. Since constraints are ubiquitous in control systems, different techniques have been proposed in the literature to handle them. Early in the control literature, many of those techniques were based on rendering set invariance through Lyapunov analysis [1]. These methods were primarily developed for linear systems or for systems with simple constraints, such as box constraints, and did not generalize easily to nonlinear settings. However, with advancements in control theory and the aid of increased computational power, many of these approaches have been extended and further investigated for nonlinear systems. Barrier methods including barrier certificates [2], [3], control barrier functions (CBFs) [4]–[6], Barrier-Lyapunov functions (BLFs) [7], and barrier states (BaS) [8]–[11], have shown strong success in the recent safe control literature.

<sup>1</sup>Georgia Institute of Technology, Atlanta, GA, USA. Email: {halmubarak, jdubbin3, sadegh, evangelos.theodorou}@gatech.edu

<sup>2</sup>Carnegie Mellon University, Pittsburgh, PA, USA. Email: {malsunni, jdolan}@andrew.cmu.edu

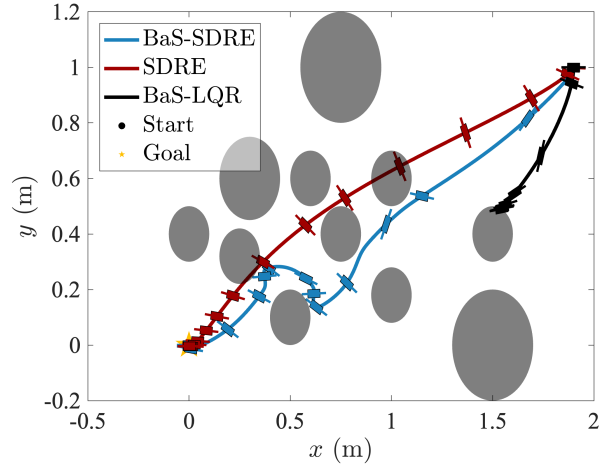


Fig. 1. Our method successfully stabilizes the quadrotor at  $x = 0$  m,  $y = 0$  m,  $\psi = 0$  rad while Vanilla SDRE and BaS-LQR can not, having their trajectories entering unsafe regions.

## A. Background and Related Work

State-Dependent Riccati Equation (SDRE) approaches are practical and widely used methods for obtaining sub-optimal control in nonlinear dynamical systems. They are used across many industries for regulation, control, observation, estimation, and filtering of nonlinear systems [12], [13]. By factorizing the dynamics into state-dependent coefficient matrices, the nonlinear system is expressed in a form analogous to the standard linear state-space equation. A further advantage is that although the formulation resembles a linear one, the inherent nonlinearities of the original system remain present in the closed-loop dynamics. The solution to the SDRE is not guaranteed to be optimal in the multivariable case [13]; however, local optimality is guaranteed under the standard assumptions that the parameterization is pointwise stabilizable, detectable, and continuously differentiable [14]. It can be shown that this local optimality is bounded above by a quadratic function of the state, and that SDRE control schemes converge to the optimal solution as the state approaches the origin. The resulting control can then be referred to as *nearly optimal*, provided that the system is fully actuated and the state remains sufficiently close to the equilibrium [15]. Nonetheless, even when global or local optimality is not the primary objective, the SDRE method remains an effective and practical approach for nonlinear control synthesis.

Safe control synthesis via the SDRE approach has been

considered in the literature [16], [17]. In an early attempt, Cloutier and Cockburn [16] proposed introducing a fictitious output based on the rate of change of the constraint. The key idea is that a controller driving this rate to zero asymptotically would keep the closed-loop trajectories within the safe set. The factorization of the fictitious output's dynamics follows naturally from the factorization of the system dynamics, similar to the approach we present later in the paper. In the SDRE framework, the cost function is augmented with a penalty term where the weighting matrices are functions of the fictitious output's dynamics. A limitation of this method is that the input matrix of the fictitious output dynamics must be invertible, which holds when the number of constraints equals the number of control inputs. In [17], inspired by the Barrier-Lyapunov function (BLF) approach [7], the state weighting matrix is set to be quadratic with a barrier function as a state-dependent penalization of the constraint. This technique was limited to box constraints, however, similar to the BLF approach [7], and introduces discontinuity and non-differentiability issues in the cost function that is essentially non-quadratic.

The barrier states (BaS) augmentation method enforces forward invariance of the set of allowed states through augmenting the *state* of the barrier function into the safety-critical control system. This creates a transformed problem with the objective of seeking a stabilizing control law for the augmented model [8]. Linear control methods, such as pole-placement and the linear quadratic regulator (LQR), were used to safely stabilize the safety-critical system [8]. The same concept was extended to trajectory optimization in [9], where BaS augmentation was shown to consistently outperform penalty methods and CBF safety filters in providing safe optimal trajectories. Nonetheless, a byproduct of the barrier states method is increasing the nonlinearity of the system or converting a linear model to a nonlinear one [8]. This challenge calls for a practical nonlinear control strategy. SDRE methods are well suited for this setting.

Unlike existing safe SDRE methods, the proposed method applies to general nonlinear systems with arbitrarily nonlinear constraints. Furthermore, the barrier-augmented dynamics naturally admit the extended linearization form required for SDRE, and the cost function remains quadratic with fixed penalty matrices. A key feature of this framework is that the feedback controller depends explicitly on the barrier, thus embedding safety-critical information into the control law.

### B. Contributions and Organization

The main contributions of this paper are as follows. First, using the idea of extended linearization, we generalize the concept of barrier states to nonlinear systems by applying it to dynamics that are factorized into linear-like forms, resulting in safety-embedded models that preserve the structure of the factorized form. Second, we propose the safety embedded State-Dependent Riccati Equation Control (BaS-SDRE) framework as a nearly optimal, nonlinear control method with embedded safety guarantees. Third, we demonstrate the effectiveness of this approach through simulation studies on

an unstable constrained linear system, a nonlinear F-8 aircraft model, and a planar quadrotor. As shown in Fig. 1, the proposed controller safely navigates the quadrotor through an obstacle-rich environment.

The paper is organized as follows. Section II formulates the problem and briefly reviews the SDRE approach. In Section III, we introduce barrier states and derive the extended BaS dynamics used to construct the safety-embedded model. This model is then used to formulate the safety embedded state-dependent Riccati equation, which approximates the solution of the constrained Hamilton-Jacobi-Bellman (HJB) equation. Theoretical guarantees for synthesizing safe, nearly optimal nonlinear control are provided. Simulation results are presented in Section IV, followed by concluding remarks in Section V.

## II. SAFETY-CRITICAL OPTIMAL CONTROL PROBLEM FORMULATION AND PRELIMINARIES

### A. Safety-Critical Optimal Control Problem

Consider the optimal control problem

$$\min_{u \in \mathcal{U}} \frac{1}{2} \int_0^{\infty} \left( \mathbf{Q}(x(t)) + u^\top(t) R(x(t)) u(t) \right) dt \quad (1)$$

subject to the nonlinear control-affine system

$$\dot{x}(t) = f(x(t)) + g(x(t))u(t) \quad (2)$$

where  $t \in \mathbb{R}$  is time<sup>1</sup>,  $x \in \mathcal{X} \subset \mathbb{R}^n$  is the state,  $u \in \mathcal{U} \subset \mathbb{R}^m$  is the control input,  $x_0 = x(0)$  is the initial state,  $\mathbf{Q} : \mathbb{R}^n \rightarrow \mathbb{R}^+$   $\forall x \neq 0$  is a state cost function,  $R : \mathbb{R}^n \rightarrow \mathbb{R}^{m \times m} \succ 0 \forall x \neq 0$  is a control cost function,  $f : \mathbb{R}^n \rightarrow \mathbb{R}^n$  and  $g : \mathbb{R}^n \rightarrow \mathbb{R}^{n \times m}$  are at least  $C^1$  at which we assume that for the unforced system  $f(0) = 0$ , without loss of generality, and that the linearized system is stabilizable and detectable.

The system (2) is subject to the safe set  $\mathcal{S}$  defined by a continuously differentiable function  $h(x)$ , which is termed the safety function. Specifically, the safe set is defined as  $\mathcal{S} = \{x \in \mathcal{X} | h(x) > 0\}$  with  $\partial\mathcal{S} = \{x \in \mathcal{X} | h(x) = 0\}$  being the boundary set of  $\mathcal{S}$ . The set  $\mathcal{S}$  must be rendered invariant under some feedback control to ensure the system's safety.

**Definition 1 ([1]).** The set  $\mathcal{S} \subset \mathcal{X}$  is controlled invariant for the nonlinear control system (2) if for any  $x(0) \in \mathcal{S}$ , there exists a continuous feedback controller  $u = K(x)$ , such that the closed-loop system  $\dot{x} = f(x) + g(x)K(x)$  has the unique solution  $x(t) \in \mathcal{S} \forall t \in \mathbb{R}^+$ . Hence,

$$h(x(t)) > 0 \forall t \in \mathbb{R}^+; h(x(0)) \in \mathcal{S} \quad (3)$$

which we will refer to as the safety condition throughout the paper. Therefore, the controller  $u = K(x)$  is deemed safe.

It is assumed that the system is safely stabilizable in a set containing the origin, i.e., there exists a continuous controller  $u(x)$ , for which the origin of the closed-loop system  $\dot{x} = f(x) + g(x)u(x)$  is asymptotically stable and that the safe set is controlled invariant [10].

<sup>1</sup>For notational convenience, dependence on time  $t$  is dropped throughout the paper.

## B. State-Dependent Riccati Equation for Nonlinear Sub-optimal Control

Consider the optimal control problem (1)–(2). In the classical linear-quadratic case, where the dynamics are linear and the cost functional is quadratic, the optimal value function  $V(x)$  is itself quadratic. The solution is obtained by solving the algebraic Riccati equation (ARE), which yields a symmetric positive-definite matrix that defines  $V(x)$ . The resulting optimal control is a linear state-feedback law derived from the gradient of the value function. The State-Dependent Riccati Equation (SDRE) approach extends this idea to nonlinear systems by expressing the dynamics in a *pseudo-linear* form with state-dependent system matrices. This formulation enables the use of Riccati-based synthesis locally, allowing the construction of nearly optimal feedback controllers that preserve the structure and intuition of the linear theory.

More specifically, we start with the idea of *extended linearization*, also known as *state-dependent coefficient (SDC) parameterization*, in which the drift dynamics  $f(x)$  are factorized into a linear-like form. That is, we write

$$f(x) = A(x)x \quad (4)$$

where  $A(x) \in \mathbb{R}^{n \times n}$  is a state-dependent matrix. This transforms the control-affine system (2) into the form

$$\dot{x} = A(x)x + g(x)u \quad (5)$$

which mirrors the structure of a linear system while retaining the nonlinearities of the original dynamics. This factorization is generally *non-unique*, and in fact, infinitely many SDC representations may be constructed, for instance via convex combinations of valid parameterizations [14]. As a result, the solution to the associated optimal control problem depends on the choice of parameterization, providing a degree of freedom that can be exploited to improve performance, robustness, or numerical conditioning [12], [14]. However, this flexibility also presents a challenge, as the design may become ad hoc and sensitive to modeling choices, potentially leading to suboptimal behavior, which is a well-known issue in the SDRE framework [12]. Nonetheless, the Mean Value Theorem can be used to justify a given factorization.

The state cost in (1) can also be expressed in a quadratic form using the extended linearization, leading to the reformulated optimal control problem:

$$\min_{u \in \mathcal{U}} \frac{1}{2} \int_0^\infty (x^\top Q(x)x + u^\top R(x)u) dt \quad (6)$$

subject to (5), where  $Q : \mathbb{R}^n \rightarrow \mathbb{R}^{n \times n} \succeq 0$  and  $R : \mathbb{R}^n \rightarrow \mathbb{R}^{m \times m} \succ 0$  are at least  $C^1$  and it is assumed that the pairs  $(A(x), g(x))$  and  $(A(x), Q^{\frac{1}{2}}(x))$  are point-wise stabilizable and detectable, respectively,  $\forall x \in \Omega$  such that the solution to this problem, known as the value function  $V(x)$ , exists and is continuously differentiable [12]. For a detailed treatment of the assumptions required for existence, uniqueness, stability, and near-optimality, see [12].

For such a problem, minimizing (6) results in the nonlinear optimal control law

$$u(x) = -R^{-1}(L_{g(x)}V(x))^\top \quad (7)$$

where  $L_{g(x)}V(x) = \frac{\partial V}{\partial x}g(x)$  is the Lie derivative of  $V(x)$  along the vector field  $g(x)$ . The resulting value function must necessarily satisfy the well-known Hamilton-Jacobi-Bellman (HJB) equation

$$L_f V - \frac{1}{2}L_g V^\top R(x)^{-1}L_g V + \frac{1}{2}x^\top Q(x)x = 0 \quad (8)$$

with  $V(0) = 0$ . For  $x \in \Omega$ , where  $V(x)$  is assumed to be a nonnegative continuously differentiable solution to (8) under (7), we express the gradient of the value function as ([12])

$$\frac{\partial V}{\partial x}^\top = P(x)x \quad (9)$$

for some matrix  $P$ . Hence, for the factorized dynamics and cost, the HJB is given by

$$x^\top (P(x)A(x) + A(x)^\top P(x) - P(x)G(x)P(x) + Q(x))x = 0 \quad (10)$$

where  $G(x) := g(x)R(x)^{-1}g(x)^\top$ . Solving this HJB equation for all  $x$  is generally intractable. A common simplification is to require the matrix expression inside the parentheses to vanish, thereby reducing the problem to the *state-dependent Riccati equation* (SDRE)

$$P(x)A(x) + A(x)^\top P(x) - P(x)G(x)P(x) + Q(x) = 0 \quad (11)$$

Solving (11) at each point  $x$  yields a matrix  $P : \mathbb{R}^n \rightarrow \mathbb{R}^{n \times n} \succ 0$ ,  $P(x)^\top = P(x)$ , which defines the corresponding sub-optimal state feedback control law

$$u(x) = -R^{-1}(x)g^\top(x)P(x)x \quad (12)$$

The resulting closed-loop system is then given as

$$\dot{x} = A_c(x)x \quad (13)$$

where

$$A_c(x) = A(x) - g(x)R^{-1}(x)g^\top(x)P(x) \quad (14)$$

Under the aforementioned regularity assumptions, including continuous differentiability of the system matrices, the SDRE admits a positive definite solution point-wise and that the closed-loop system matrix  $A_c(x)$  is Hurwitz for all  $x \in \Omega$ , guaranteeing at least local asymptotic stability [12], [14]. In what follows, we discuss a condition based on the problem matrices when one can expand asymptotic stability to larger sets potentially achieving semi-global asymptotic stability on an arbitrarily large set  $\Omega_c$ .

**Theorem 1.** *Consider the optimal control problem (5)-(6) where  $A(x), g(x), Q(x)$ , and  $R(x)$  are at least  $C^1$  with the pairs  $(A(x), g(x))$  and  $(A(x), Q^{\frac{1}{2}}(x))$  being point-wise stabilizable and detectable, respectively,  $\forall x \in \Omega$  such that the point-wise solution  $P(x)$  to the SDRE (11) renders the closed-loop system matrix  $A_c(x)$  point-wise Hurwitz. The closed-loop system is (semi-globally) asymptotically*

stable with the region of attraction (ROA)  $\Omega_c = \{x \in \Omega, x^\top P(x)x \leq c\}$ , for some  $c > 0$ , if

$$Q(x) - \dot{P}(x) \succ 0, \forall x \in \Omega_c \quad (15)$$

where  $\dot{P}$  is the time derivative of  $P$  along the trajectories of the closed-loop system, which can be explicitly computed as specified in (19).

*Proof.* Consider the Lyapunov candidate

$$W(x) = x^\top P(x)x \quad (16)$$

It can be seen that the time derivative of  $W(x)$  along the trajectories of the closed-loop system is given by

$$\begin{aligned} \dot{W} &= x^\top \left( P(x)A_c(x) + A_c^\top(x)P(x) \right) x + x^\top \dot{P}(x)x \\ &= x^\top \left( -Q(x) - P(x)G(x)P(x) \right) x + x^\top \dot{P}(x)x \end{aligned}$$

Hence,

$$\dot{W}(x) = -x^\top \hat{Q}(x)x - x^\top P(x)G(x)P(x)x \leq -x^\top \hat{Q}(x)x \quad (17)$$

where  $\hat{Q}(x) = Q(x) - \dot{P}(x)$ . Then, by the hypothesis,  $\dot{W}(x) \leq -x^\top \hat{Q}(x)x < 0$  for all  $x \in \Omega_c$ . Finally, by Lyapunov theory  $\Omega_c$  is positively invariant [18] implying that  $\Omega_c$  is indeed a ROA for the closed-loop system. It remains to show how  $\dot{P}$  can be explicitly computed.

Given that under the regularity assumptions the value function is smooth,  $P(x)$  is differentiable. Hence, as in standard Lyapunov analyses, the time derivative  $\dot{P}$  along the trajectory of the system of the solution  $P$  of the SDRE can be determined by differentiating (11):

$$\dot{P}(x)A_c(x) + A_c^\top(x)\dot{P}(x) + \tilde{Q}(x) = 0 \quad (18)$$

where

$$\tilde{Q}(x) = P(x)\dot{A}(x) + \dot{A}^\top(x)P(x) - P(x)\dot{G}(x)P(x) + \dot{Q}(x)$$

and the time derivatives of the elements of  $A$ ,  $G$  and  $Q$  are computed as follows:

$$\dot{A}_{ij} = \frac{\partial A_{ij}}{\partial x} A_c(x)x, \quad \dot{G}_{ij} = \frac{\partial G_{ij}}{\partial x} A_c(x)x, \quad \dot{Q}_{ij} = \frac{\partial Q_{ij}}{\partial x} A_c(x)x$$

The solution of the Lyapunov equation (18) is given by  $\dot{P}(x)$  which satisfies

$$\text{vec}(\dot{P}(x)) = (A_c^\top(x) \otimes I + I \otimes A_c^\top(x))^{-1} \text{vec}(\tilde{Q}(x)) \quad (19)$$

where  $\otimes$  is the Kronecker product and  $\text{vec}(\cdot)$  is the vectorization operator. ■

**Remark 1.** It is important to note that the state-feedback control law (12) derived via the SDRE is *suboptimal* in the sense that it enforces a quadratic structure on the value function and satisfies the HJB equation only point-wise. Consequently, while the controller guarantees asymptotic stability on  $\Omega_c$ , it does not, in general, solve the full nonlinear *optimal* control problem. [Theorem 1](#), shows that  $Q(x)$  is chosen to ensure that  $Q(x) - \dot{P} \succ 0$  for all  $x \in \Omega_c$  for the largest possible  $c > 0$ , and consequently the largest possible ROA,  $\Omega_c$ .

### III. SAFETY EMBEDDED STATE DEPENDENT RICCATI EQUATION CONTROL

#### A. Barrier States and Extended Safety Embedded Systems

Safe multi-objective control is of significant importance across various engineering fields, where ensuring safety alongside performance is critical. Recently, the barrier states (BaS) methodology has emerged as a practical approach for embedding safety directly into the system's dynamics. Inspired by dynamic compensation and integral control techniques, BaS embedding explicitly introduces additional states, termed barrier states, that capture the evolution of safety constraints dynamically. The evolution of these barrier states thus encodes system safety as an intrinsic property of the augmented dynamics, which is controlled alongside the original system states. By design, ensuring the boundedness of barrier state trajectories guarantees forward invariance of the safe set [8]. Specifically, for stabilization problems, it has been shown that asymptotic stabilizability of the BaS-augmented system around an equilibrium point directly implies both stability and safety of the original system. Consequently, synthesizing a stabilizing controller for the safety embedded augmented dynamics is equivalent to finding a safe stabilizing control law for the original constrained dynamical system [8], [10].

For the nonlinear system (2) and the safe set  $\mathcal{S}$  defined by the safety function  $h(x)$ , we define a barrier  $\beta(x) := \mathbf{B}(h(x))$ , where  $\mathbf{B}$  is a classic barrier function, also known as an interior penalty function, that must satisfy the following definition.

**Definition 2.** The function  $\mathbf{B} : \mathbb{R} \rightarrow \mathbb{R}$  is a barrier function if it is smooth on  $(0, \infty)$ ,  $\mathbf{B}(\eta) \xrightarrow{\eta \rightarrow 0} \infty$  and  $\mathbf{B}' \circ \mathbf{B}^{-1}(\eta)$  is smooth as well<sup>2</sup>. Examples for such barrier functions include the inverse barrier function  $\mathbf{B}(\eta) = \frac{1}{\eta}$  and the logarithmic barrier function  $\mathbf{B}(\eta) = -\log\left(\frac{\eta}{1+\eta}\right)$ .

Consequently, by definition,  $\beta(x) \rightarrow \infty$  if and only if  $h(x) \rightarrow 0$  (approaching unsafe regions) [8]. The barrier's time derivative is then given by

$$\dot{\beta}(x) = \mathbf{B}'(h(x))L_{f(x)}h(x) + \mathbf{B}'(h(x))L_{g(x)}h(x)u \quad (20)$$

which can be written as

$$\dot{\beta}(x) = \mathbf{B}'(\mathbf{B}^{-1}(\beta))L_{f(x)}h(x) + \mathbf{B}'(\mathbf{B}^{-1}(\beta))L_{g(x)}h(x)u$$

Then, the *barrier state*, denoted as  $z$ , is defined by the state equation

$$\begin{aligned} \dot{z} &= \mathbf{B}'(\mathbf{B}^{-1}(z + \beta^\circ))L_{f(x)}h(x) \\ &\quad + \mathbf{B}'(\mathbf{B}^{-1}(z + \beta^\circ))L_{g(x)}h(x)u - \gamma(z + \beta^\circ - \beta(x)) \end{aligned} \quad (21)$$

where  $\gamma \in \mathbb{R}_0^+$ ,  $\beta^\circ = \beta(0)$  and the shift by  $\beta^\circ$  ensures that the BaS dynamics vanish at  $(x = 0, u = 0)$ . It is worth noting that the term scaled by  $\gamma$  ensures stabilizability of the new system after the BaS is augmented. Furthermore, it can easily be verified that the barrier state dynamics (21)

<sup>2</sup>For notational convenience we use  $\mathbf{B}'(\eta)$  to denote  $\frac{d\mathbf{B}}{d\eta}(\eta)$ .

are smooth, given the smoothness of the system dynamics,  $\beta(x)$ , and the barrier function  $\mathbf{B}$ . For detailed derivations and theoretical discussions on barrier states and related stability results, the reader is referred to [10].

By construction, the barrier state  $z$  remains bounded if and only if the barrier function  $\beta(x)$  remains bounded [8], [10, Proposition 2]; therefore, ensuring boundedness of  $z$  directly guarantees system safety. The barrier state augmentation thus transforms the original system into an extended nonlinear system, even if the original system dynamics and constraints were linear. Consequently, a practical nonlinear control approach, such as the State-Dependent Riccati Equation (SDRE) method, is particularly suitable. In what follows, we present an extended linearization formulation of this safety embedded augmented system that fits naturally within the SDRE framework.

To incorporate the barrier states within the SDRE framework, we begin by rewriting the barrier function  $\beta(x) = \mathbf{B}(h(x))$  in a factorized, linear-like form:

$$\beta(x) - \beta^\circ = \tilde{\beta}(x)x \quad (22)$$

where  $\tilde{\beta}(x) = (\int_0^1 \frac{\partial \beta}{\partial x}(\mu x) d\mu)x$  by the Mean Value Theorem. Using this factorization, the barrier state dynamics (21) can equivalently be expressed in an extended linearization form as

$$\dot{z} = \underbrace{\left( \mathbf{B}'(\mathbf{B}^{-1}(z + \beta^\circ)) L_{A(x)} h(x) + \gamma \tilde{\beta}(x) \right)}_{A^z(x,z)} x + \underbrace{\left( \mathbf{B}'(\mathbf{B}^{-1}(z + \beta^\circ)) L_{g(x)} h(x) \right)}_{g^z(x,z)} u - \gamma z \quad (23)$$

By augmenting the barrier state equation (23) with the factorized dynamics (5), we obtain the following extended safety embedded system:

$$\dot{\bar{x}} = \bar{A}(\bar{x})\bar{x} + \bar{g}(\bar{x})u \quad (24)$$

where the augmented state vector is defined as  $\bar{x} = \begin{bmatrix} x \\ z \end{bmatrix} \in \bar{\mathcal{X}} \subseteq \mathcal{X} \times \mathcal{B}$ , and the extended state-dependent matrices are

$$\bar{A}(\bar{x}) = \begin{bmatrix} A(x) & 0_{n \times 1} \\ A^z(x,z) & -\gamma \end{bmatrix}, \quad \bar{g}(\bar{x}) = \begin{bmatrix} g(x) \\ g^z(x,z) \end{bmatrix}. \quad (25)$$

We refer to (24) as the *extended safety embedded dynamics*. Here, we present a single BaS for simplicity. In general, for a system with multiple ( $\mathcal{Q}$ ) constraints, one can either design a single aggregated barrier state using an aggregated safety function defined by

$$\frac{1}{\bar{h}} = \sum_{i=1}^{\mathcal{Q}} \frac{1}{h_i},$$

or introduce multiple barrier states separately, as shown in [8]–[10]. It is worth noting that this system has the origin as an equilibrium point and  $\dot{f}(0) = 0$  preserves the smoothness and stabilizability of the original control system (2) [8]. Therefore, the safety constraint is *embedded* in the closed-loop system's dynamics and stabilizing the safety embedded

system (24) implies enforcing safety for the safety-critical system (2), i.e., forward invariance of the safe set  $\mathcal{S}$  with respect to (2). This crucial result is formally established in [10, Theorem 1], and a direct implication of the theorem was discussed in [10, Remark 2]. This result is depicted in the following proposition.

**Proposition 1.** *Let  $u = K(\bar{x})$  be a continuous feedback controller such that the origin of the safety embedded closed-loop system,  $\dot{\bar{x}} = \bar{A}(\bar{x})\bar{x} + \bar{g}(\bar{x})K(\bar{x})$ , is asymptotically stable. Then, there exists an open set  $\mathcal{A}_{\text{safe}} \subseteq \mathcal{S}$  such that  $u = K(\bar{x})$  is safely stabilizing  $\forall x(0) \in \mathcal{A}_{\text{safe}} \subseteq \mathcal{S}$ .*

### B. Safety Embedded SDRE Control

Leveraging the BaS technique, the safety-critical optimal control (1)–(3) is effectively transformed to the *unconstrained* optimal control problem

$$\min_{u \in \mathcal{U}} \frac{1}{2} \int_0^\infty \left( \bar{x}^\top \bar{Q}(\bar{x})\bar{x} + u^\top \bar{R}(\bar{x})u \right) dt \quad (26)$$

subject to (24), where  $\bar{Q} : \mathbb{R}^{n+q} \rightarrow \mathbb{R}^{n+q \times n+q} \succeq 0$ ,  $\bar{R} : \mathbb{R}^{n+q} \rightarrow \mathbb{R}^{m \times m} \succ 0 \forall \bar{x} \neq 0$ , and  $q$  is the number of constructed barrier states. Note that  $\bar{Q}$  needs to be chosen such that the pair  $(\bar{A}, \bar{Q}^{\frac{1}{2}})$  is detectable after adding the BaS [12]. It is worth noting that with this formulation, the  $\bar{Q}$  matrix can be a simple real-valued constant matrix which ensures the convexity of the cost function. That is, the BaS can be penalized as any other state and hence the proposed method provides a natural way to incorporate constraints. By Proposition 1, solving this optimal control problem implies solving both the safety and stability problems.

As discussed earlier, the quality of the solution also depends on the extended linearization of  $f(x)$ . It is worth mentioning that, other than evaluating  $\tilde{\beta}$ , the extended linearization of the safety embedded system completely depends on the factorization of the original dynamics. For such a problem, following the SDRE approach, the safety embedded sub-optimal control law is given by

$$u_{\text{safe}}(\bar{x}) = -R^{-1}(\bar{x})\bar{g}^\top(\bar{x})\bar{P}(\bar{x})\bar{x} \quad (27)$$

and the associated safety embedded gradient of the value function is

$$\frac{\partial V^\top}{\partial \bar{x}} = \bar{P}(\bar{x})\bar{x}, \quad \bar{P} : \mathbb{R}^{n+q} \rightarrow \mathbb{R}^{n+q \times n+q} \succ 0 \quad (28)$$

where  $\bar{P}(\bar{x})$  solves the *safety embedded state-dependent Riccati equation*, that we refer to as BaS-SDRE, which is given by

$$\bar{P}(\bar{x})\bar{A}(\bar{x}) + \bar{A}^\top(\bar{x})\bar{P}(\bar{x}) - \bar{P}(\bar{x})\bar{G}(\bar{x})\bar{P}(\bar{x}) + \bar{Q}(\bar{x}) = 0 \quad (29)$$

where  $\bar{G}(\bar{x}) := \bar{g}(\bar{x})\bar{R}(\bar{x})^{-1}\bar{g}(\bar{x})^\top$ . This control law results in the closed-loop safety embedded system

$$\dot{\bar{x}} = \bar{A}_c(\bar{x})\bar{x} \quad (30)$$

where

$$\bar{A}_c(\bar{x}) = \bar{A}(\bar{x}) - \bar{g}(\bar{x})\bar{R}^{-1}(\bar{x})\bar{g}^\top(\bar{x})\bar{P}(\bar{x}) \quad (31)$$

Similar to the standard SDRE formulation, we assume that the pairs  $(\bar{A}(\bar{x}), \bar{g}(\bar{x}))$  and  $(\bar{A}(\bar{x}), \bar{Q}^{\frac{1}{2}}(\bar{x}))$  are point-wise stabilizable and detectable, respectively,  $\forall \bar{x} \in \bar{\Omega} = \Omega \times \mathcal{B}$ . Nonetheless, it is crucial now to note that those entities, and most importantly the feedback control law, are functions of the barrier states, which provide the controller with the safety status of the system. The controller, in turn, reacts to this status, as we shall see in the numerical simulations.

By construction, the new safety embedded control solution via the BaS-SDRE follows the regular SDRE conditions in optimality and stability, albeit one must note that the state space of operation is now  $\bar{\mathcal{X}}$ . That is, the solution of the BaS-SDRE depends on the factorization of the system and the barrier that is not unique, which may lead to factorization-dependent control laws that provide different stability, safety, and optimality performances. Çimen [19] proposed a systematic method to define systems' and costs' matrices, yet a general rule for defining the *optimal* factorization is still open research. In addition, [12, Theorem 2] has shown the necessary conditions of local asymptotic stability of SDRE-based control. This was done by applying mean value theorem to  $\bar{A}_c(\bar{x})$  giving  $\dot{\bar{x}} = \bar{A}_c(0)\bar{x} + \mathcal{A}(\bar{x})\bar{x}$  for some  $\mathcal{A}(\bar{x})$  that satisfies  $\|\mathcal{A}(\bar{x})\| = \mathcal{O}(\|\bar{x}\|)$ . Since  $\bar{A}_c(0)$  is Hurwitz (due to point-wise stabilizability at  $\bar{x} = 0$ ), and  $\mathcal{A}(\bar{x})\bar{x} = \mathcal{O}(\|\bar{x}\|^2)$  vanishes faster than the linear term in  $\bar{\Omega} = \Omega \times \mathcal{B}$ , it follows that the origin is locally asymptotically stable. This result naturally extends to safety embedded systems, and by Proposition 1, implies the local safe stability of the original system. However, by leveraging the result in Theorem 1, we can provide a condition under which stronger results—potentially semi-global asymptotic stability—can be established. In the following Theorem 2, we extend the semi-global stabilizability result from Theorem 1 to safety embedded systems and analyze its implications for the safety of nonlinear systems.

**Theorem 2.** *Consider the safety embedded optimal control problem (26) subject to the safety embedded system (24). Given that  $\bar{A}(\bar{x}), \bar{g}(\bar{x}), \bar{Q}(\bar{x})$ , and  $\bar{R}(\bar{x})$  are at least  $C^1$  with  $(\bar{A}(\bar{x}), \bar{g}(\bar{x}))$  point-wise stabilizable and  $(\bar{A}(\bar{x}), \bar{Q}^{\frac{1}{2}}(\bar{x}))$  point-wise detectable  $\forall \bar{x} \in \bar{\Omega}$  such that the point-wise solution  $\bar{P}(\bar{x})$  to the BaS-SDRE (29) renders  $\bar{A}_c(\bar{x})$  point-wise Hurwitz. Suppose that  $\bar{Q}(\bar{x})$  and  $\bar{R}(\bar{x})$  are such that*

$$\bar{Q}(\bar{x}) - \dot{\bar{P}}(\bar{x}) \succ 0 \quad (32)$$

where  $\dot{\bar{P}}$  is the time derivative of the BaS-SDRE solution  $\bar{P}$  along the trajectories of (30) that can be evaluated according to (34). Then, the original system (2) under the safety embedded nonlinear feedback control law (27) is (semi-globally) asymptotically **safely** stable with ROA  $\Omega_{c_{\text{safe}}} = \{x \in \Omega, \bar{x}^\top \bar{P}(\bar{x})\bar{x} \leq c\}$  for some  $c > 0$ .

*Proof.* Firstly, similar to the proof sketch of Theorem 1 we start with a candidate Lyapunov function

$$\bar{W}(x) = \bar{x}^\top \bar{P}(\bar{x})\bar{x} \quad (33)$$

Following the same derivation, we can show that  $\dot{\bar{W}}(\bar{x}) \leq -\bar{x}^\top \hat{\bar{Q}}(\bar{x})\bar{x}$  where  $\hat{\bar{Q}}(\bar{x}) = \bar{Q}(\bar{x}) - \dot{\bar{P}}(\bar{x})$ . Hence, choosing

an appropriate  $\bar{Q}(\bar{x})$  such that  $\hat{\bar{Q}}(\bar{x}) \succ 0$  yields semi-global asymptotic stability in a large  $\Omega_c \subseteq \bar{\Omega}$ . The choice of  $\bar{Q}(\bar{x})$  should put into consideration  $\dot{\bar{P}}(\bar{x})$  that satisfies

$$\text{vec}(\dot{\bar{P}}(\bar{x})) = (\bar{A}_c^\top(\bar{x}) \otimes I + I \otimes \bar{A}_c^\top(\bar{x}))^{-1} \text{vec}(\dot{\bar{Q}}(\bar{x})) \quad (34)$$

where

$$\dot{\bar{Q}}(\bar{x}) = \dot{\bar{P}}(\bar{x})\dot{\bar{A}}(\bar{x}) + \dot{\bar{A}}^\top(\bar{x})\dot{\bar{P}}(\bar{x}) - \dot{\bar{P}}(\bar{x})\dot{\bar{G}}(\bar{x})\dot{\bar{P}}(\bar{x}) + \dot{\bar{Q}}(\bar{x})$$

Therefore, the safety embedded system is (semi-globally) asymptotically stable on  $\bar{\Omega}_c = \{\bar{x} \in \bar{\Omega}, \bar{x}^\top \bar{P}(\bar{x})\bar{x} \leq c\}$ . Let  $\Omega_{c_{\text{safe}}} \times \mathcal{B} \subset \bar{\Omega}_c$ . By Proposition 1, the nonlinear feedback controller safely stabilizes the original system (2) (semi-globally) with  $\Omega_{c_{\text{safe}}}$  as its positively invariant ROA. ■

#### IV. NUMERICAL SIMULATIONS

We validate our method on three systems: (1) a constrained 2D linear toy system, (2) a nonlinear flight control system with limited path angular velocity, and (3) a planar quadrotor moving in an environment full of obstacles. Our approach is compared against the *BaS-LQR* approach, which linearizes the dynamics to solve the infinite horizon optimal control problem. In all experiments, we set  $\gamma = 1$  for the barrier states and choose the barrier function as  $\mathbf{B}(\eta) = 1/\eta$ .

##### A. Unstable Constrained Linear System

Consider the unstable system

$$\begin{bmatrix} \dot{x}_1 \\ \dot{x}_2 \end{bmatrix} = \begin{bmatrix} 1 & -5 \\ 0 & -1 \end{bmatrix} \begin{bmatrix} x_1 \\ x_2 \end{bmatrix} + \begin{bmatrix} 0 \\ 1 \end{bmatrix} u. \quad (35)$$

We define the safety constraint as  $(x_1 - 2)^2 + (x_2 - 2)^2 \geq 0.5^2$ . Following the formulation presented earlier, the barrier state equation is given by

$$\begin{aligned} \dot{z} = & - \left( z + \frac{4}{31} \right)^2 [2(x_1 - 2) \quad 2(x_2 - 2)] \left( \begin{bmatrix} 1 & -5 \\ 0 & -1 \end{bmatrix} \begin{bmatrix} x_1 \\ x_2 \end{bmatrix} \right. \\ & \left. + \begin{bmatrix} 0 \\ 1 \end{bmatrix} u \right) - \left( z + \frac{4}{31} - \beta(x) \right) \end{aligned}$$

Following the proposed technique, we rewrite the safety embedded system as

$$\dot{\bar{x}} = \bar{A}(\bar{x})\bar{x} + \bar{g}(\bar{x})u$$

where  $\bar{x} = [x, z]^\top$ , and

$$\begin{aligned} \bar{A}(\bar{x}) &= \begin{bmatrix} 1 & -5 & 0 \\ 0 & -1 & 0 \\ A_1^z(x, z) & A_2^z(x, z) & -1 \end{bmatrix} \\ \bar{g}(\bar{x}) &= \begin{bmatrix} 0 \\ 1 \\ -2(x_2 - 2)(z + \frac{4}{31})^2 \end{bmatrix} \end{aligned}$$

with  $A_1^z(x, z) = \frac{1}{(2x_1((x_1-2)^2+(x_2-2)^2-1/4)+100)} - (2x_1 - 4)(z + \frac{4}{31})^2$  and  $A_2^z(x, z) = \frac{1}{(2x_2((x_1-2)^2+(x_2-2)^2-1/4)+100)} + 10(x_1 - 2)(z + \frac{4}{31})^2 + 2(x_2 - 2)(z + \frac{4}{31})^2$ .

Fig. 2 shows trajectories resulting from numerical simulations of the closed-loop system starting from random initial

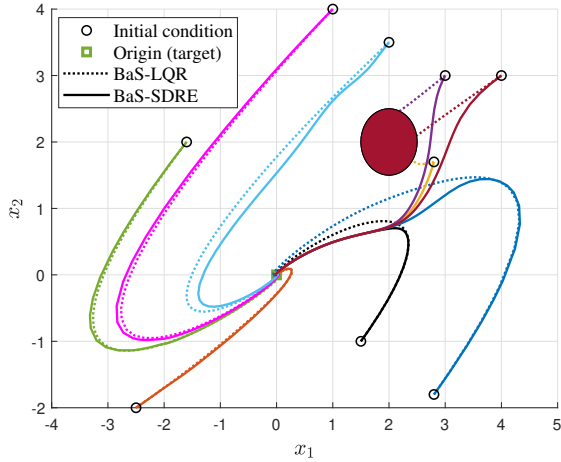


Fig. 2. Simulations of the closed-loop system under the BaS-LQR controller (dotted) and under the proposed BaS-SDRE controller (solid) starting from different initial conditions (black circles) with the unsafe region shown as a dark red circle. The linear solution fails to safely stabilize the system for some initial conditions.

conditions for the different approaches. It can be seen that the nonlinear controller, BaS-SDRE, can safely stabilize the system for all the different initial conditions at which the linear controller, BaS-LQR, fails.

To see how the nonlinearity stemming from the constraint (and specifically the barrier state in the safety embedded approach) affects the controller, Fig. 3 shows a simulation example using an initial condition that is relatively far from the origin. Interestingly, it can be seen that the SDRE solution (the gain) follows the linear solution when the system is far from the unsafe region, and it departs from it as the system approaches the unsafe region due to the nonlinearity coming from the barrier state. This can be seen in the plot of the barrier state, over time, where there is a clear peak when the obstacle is very close.

### B. Nonlinear Aircraft Flight Control System

Consider the F-8 Crusader aircraft's nonlinear flight control system [20]

$$\begin{bmatrix} \dot{x}_1 \\ \dot{x}_2 \\ \dot{x}_3 \end{bmatrix} = \begin{bmatrix} a_{11} & -0.019x_2 & a_{13} \\ 0 & 0 & 1 \\ a_{31} & 0 & -0.396 \end{bmatrix} \begin{bmatrix} x_1 \\ x_2 \\ x_3 \end{bmatrix} + \begin{bmatrix} -0.215 \\ 0 \\ 20.967 \end{bmatrix} u$$

where  $a_{11} = -0.877 + 0.41x_1 + 3.846x_1^2$ ,  $a_{13} = 1 - 0.088x_1 - x_1^2$ ,  $a_{31} = -4,208 - 0.47x_1 - 3.564x_1^2$ ,  $x_1$  is the deviation of the angle of attack from the trim value in radians,  $x_2$  is the flight path angle in radians,  $x_3$  is the flight path angular velocity in radians per second, and  $u$  is the deflection of the tail in radians which is used to control the angle of attack and subsequently the flight path angle. In this example, we define the safety constraint as  $x_3^2 \leq 0.05^2$  to limit the aircraft's ability to endure rotational forces.

Fig. 4 shows how our proposed approach can safely drive the aircraft to the desire state without violating the safety constraint, while Vanilla SDRE fails to do so, making the

state depart from the safe limits. BaS-LQR fails in no time, making it hard to put it in the figure.

### C. Planar quadrotor

Consider the quadrotor dynamics given by

$$\begin{bmatrix} \ddot{x} \\ \ddot{y} \\ \ddot{\psi} \end{bmatrix} = \begin{bmatrix} \frac{1}{m}(u_1 + u_2) \sin(\psi) + d_x \dot{x} \\ \frac{1}{m}(u_1 + u_2) \cos(\psi) - g + d_y \dot{y} \\ \frac{l}{2J}(u_2 - u_1) \end{bmatrix}, \quad (36)$$

where  $(x, y)$  is the location,  $\psi$  is the orientation,  $m$  is the mass of the quadrotor,  $l$  is the distance from the center to the propellers of the quadrotor,  $J$  is the moment of inertia,  $g$  is the acceleration due to gravity, and  $u_1$  and  $u_2$  denote the right and left thrust forces respectively. The objective is to safely thrust the quadrotor to hover from a random initial condition where the quadrotor might flip. Specifically, we want to safely stabilize the quadrotor at  $x = 0$  m,  $y = 0$  m,  $\psi = 0$  rad, where there are multiple circular obstacles of different sizes on the way. For the example, we use the following parameters:  $m = 1$  kg,  $l = 0.3$  m,  $g = 9.81$  m/s<sup>2</sup>, and  $J = 0.2 \cdot m \cdot l^2$ .

Fig. 1 shows that our proposed approach safely navigates in the crowded environment, while vanilla SDRE (without considering safety specifications) and BaS-LQR fail to ensure the safety of the quadrotor.

## V. CONCLUSIONS

This paper proposes a new technique for approaching constrained nonlinear control problems. The proposed technique combines BaS embedded methodology and the SDRE approach to provide a safe nonlinear feedback control. We introduced barrier states in the extended linearization format and constructed an extended safety embedded model to formulate the safety embedded state-dependent Riccati equation. We provided theoretical guarantees for the online synthesis of the nonlinear, nearly optimal safe feedback control law. We demonstrated our method on three different systems. One is a 2D linear toy system where the approach is shown to behave like a linear system when the obstacle is distant and gradually exhibits nonlinear properties to avoid the obstacle when it is near. Another example is for a nonlinear flight control system with limited path angular velocity. The last example is for a planar quadrotor system that navigates safely in a crowded environment. Future directions include the extension of BaS-SDRE to differential SDRE formulations for finite-horizon problems and the integration into adaptive model predictive control schemes for systems with unknown parameters.

## REFERENCES

- [1] F. Blanchini, "Set invariance in control," *Automatica*, vol. 35, no. 11, pp. 1747–1767, 1999.
- [2] S. Prajna, "Barrier certificates for nonlinear model validation," in *42nd IEEE International Conference on Decision and Control (IEEE Cat. No. 03CH37475)*, IEEE, vol. 3, 2003, pp. 2884–2889.
- [3] S. Prajna and A. Jadbabaie, "Safety verification of hybrid systems using barrier certificates," in *International Workshop on Hybrid Systems: Computation and Control*, Springer, 2004, pp. 477–492.

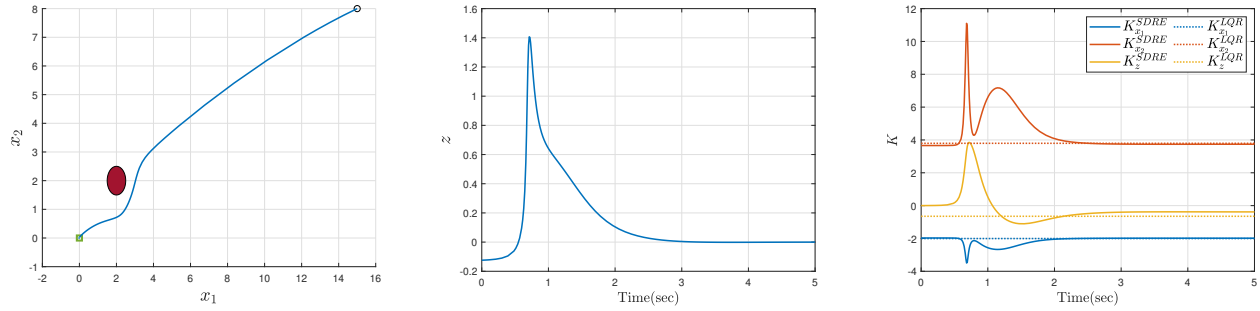


Fig. 3. A simulation of the closed-loop system under the BaS-SDRE nonlinear feedback controller starting from a relatively far initial condition. Shown here are the system’s trajectory (left) and the barrier state’s progression (middle). The right sub-figure shows the feedback gains of the BaS-SDRE controller against the fixed LQR gains. The BaS-SDRE reacts to the nonlinearity stemming from the BaS as the BaS value increases, which is reflected in the change of the BaS-SDRE gains.

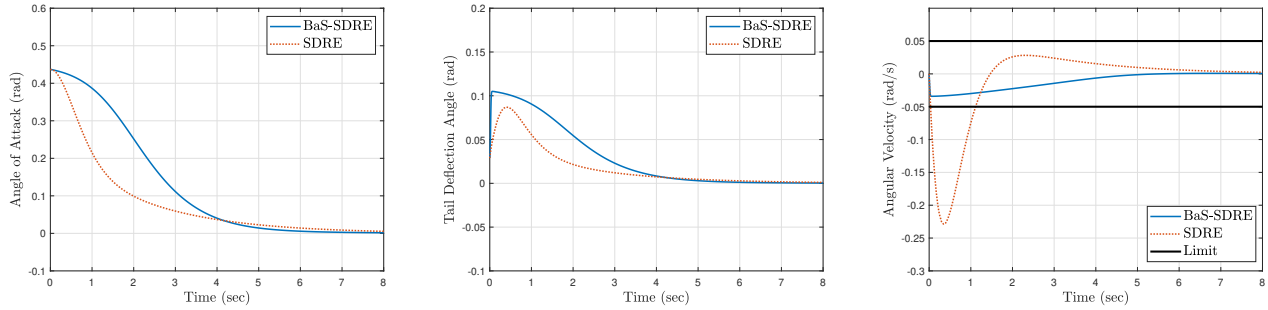


Fig. 4. A simulation of the closed-loop system under the BaS-SDRE nonlinear feedback controller compared to the unconstrained SDRE nonlinear feedback controller. Shown here are the aircraft’s angle of attack (left) and the control input, which is the tail deflection angle (middle). The right sub-figure shows the path angle’s angular velocity which is constrained in the BaS-SDRE case and unconstrained in the SDRE case. The BaS-SDRE maintains a safe state throughout whereas the SDRE violates the constraint.

- [4] P. Wieland and F. Allgöwer, “Constructive safety using control barrier functions,” *IFAC Proceedings Volumes*, vol. 40, no. 12, pp. 462–467, 2007.
- [5] A. D. Ames, J. W. Grizzle, and P. Tabuada, “Control barrier function based quadratic programs with application to adaptive cruise control,” in *53rd IEEE Conference on Decision and Control*, IEEE, 2014, pp. 6271–6278.
- [6] M. Z. Romdlony and B. Jayawardhana, “Uniting control Lyapunov and control barrier functions,” in *53rd IEEE Conference on Decision and Control*, IEEE, 2014, pp. 2293–2298.
- [7] K. P. Tee, S. S. Ge, and E. H. Tay, “Barrier Lyapunov functions for the control of output-constrained nonlinear systems,” *Automatica*, vol. 45, no. 4, pp. 918–927, 2009.
- [8] H. Almubarak, N. Sadegh, and E. A. Theodorou, “Safety Embedded Control of Nonlinear Systems via Barrier States,” *IEEE Control Systems Letters*, vol. 6, pp. 1328–1333, 2022.
- [9] H. Almubarak, K. Stachowicz, N. Sadegh, and E. A. Theodorou, “Safety Embedded Differential Dynamic Programming using Discrete Barrier States,” *IEEE Robotics and Automation Letters*, vol. 7, no. 2, pp. 2755–2762, 2022.
- [10] H. Almubarak, N. Sadegh, and E. Theodorou, “Barrier states theory for safe multi-objective control,” *arXiv preprint. (Under Review)*, 2024.
- [11] M. F. AL-Sunni, H. Almubarak, and J. M. Dolan, “Safety embedded adaptive control using barrier states,” *2025 American Control Conference (ACC)*, 2025.
- [12] T. Cimen, “State-dependent riccati equation (sdre) control: A survey,” *IFAC Proceedings Volumes*, vol. 41, no. 2, pp. 3761–3775, 2008.
- [13] S. Rafee Nekoo, “Tutorial and review on the state-dependent riccati equation,” *Journal of Applied Nonlinear Dynamics*, vol. 8, pp. 109–166, Jun. 2019.
- [14] J. R. Cloutier, C. N. D’Souza, and C. P. Mracek, “Nonlinear regulation and nonlinear  $h_\infty$  control via the state-dependent riccati equation technique: Part 1, theory,” in *Proceedings of the international conference on nonlinear problems in aviation and aerospace*, Embry Riddle University Press, Daytona Beach, Florida, 1996, pp. 117–131.
- [15] C. Mracek and J. R. Cloutier, “A preliminary control design for the nonlinear benchmark problem,” in *Proceeding of the 1996 IEEE International Conference on Control Applications IEEE International Conference on Control Applications held together with IEEE International Symposium on Intelligent Control*, IEEE, 1996, pp. 265–272.
- [16] J. R. Cloutier and J. C. Cockburn, “The state-dependent nonlinear regulator with state constraints,” in *Proceedings of the 2001 American Control Conference.(Cat. No. 01CH37148)*, IEEE, vol. 1, 2001, pp. 390–395.
- [17] P. Devi, S. Balakrishnan, M. Deniz, and A. Fernandes, “Barrier function-based sdre control for nonlinear systems with state constraints,” in *2021 American Control Conference (ACC)*, IEEE, 2021, pp. 1070–1075.
- [18] H. K. Khalil, *Nonlinear systems*. Prentice Hall, 2002.
- [19] T. Çimen, “Systematic and effective design of nonlinear feedback controllers via the state-dependent riccati equation (sdre) method,” *Annual Reviews in control*, vol. 34, no. 1, pp. 32–51, 2010.
- [20] W. L. Garrard and J. M. Jordan, “Design of nonlinear automatic flight control systems,” *Automatica*, vol. 13, no. 5, pp. 497–505, 1977, ISSN: 0005-1098.