

Significativity Indices for Agreement Values

Alberto Casagrande¹, Francesco Fabris², Rossano Girometti³, and
Roberto Pagliarini⁴

¹*Dept. of Mathematics, Computer Science, and, Physics,
University of Udine*

²*Dept of Mathematics, Computer Science, and, Geosciences,
University of Trieste*

³*Dept. of Medicine, University of Udine*

⁴*Dept. of Mathematics, Computer Science, and, Physics,
University of Udine*

May 5, 2025

Abstract

Agreement measures, such as Cohen’s kappa or intraclass correlation, gauge the matching between two or more classifiers. They are used in a wide range of contexts from medicine, where they evaluate the effectiveness of medical treatments and clinical trials, to artificial intelligence, where they can quantify the approximation due to the reduction of a classifier. The consistency of different classifiers to a golden standard can be compared simply by using the order induced by their agreement measure with respect to the golden standard itself. Nevertheless, labelling an approach as good or bad exclusively by using the value of an agreement measure requires a scale or a significativity index. Some quality scales have been proposed in the literature for Cohen’s kappa, but they are mainly naïve, and their boundaries are arbitrary. This work proposes a general approach to evaluate the significativity of any agreement value between two classifiers and introduces two significativity indices: one dealing with finite data sets, the other one handling classification probability distributions. Moreover, this manuscript considers the computational issues of evaluating such indices and identifies some efficient algorithms to evaluate them.

1 Introduction

Classifiers are processes that label entries in a data set. They may be fully automated, such as algorithms (e.g., see [26, 21]), or require human activities, such as in clinical evaluations (e.g., see [42, 14]). The ideal (or perfect) classifier

is the one that correctly labels the entries according to the *golden standard*: a labelling that represents the highest and unquestionable knowledge about the domain. In machine learning, the golden standard corresponds to training and test data set labelling. In the clinical context, it is the definition of the investigated disease or condition which may correspond to the result of a clinical exam; for example, hypoglycemia is diagnosed when the result of the fasting blood glucose test is below 70 mg dL^{-1} [15].

When resources are limited, the ideal classifier may be non-feasible, and alternatives must be considered. For instance, PET-CT (*Positron Emission Tomography-Computed Tomography*) is widely used to detect, stage, and monitor various types of cancer (e.g., see [27]), but it is not suggested in the screening of low-risk subjects due to its costs and drawbacks. Analogously, quantised neural networks are valid alternatives to their plain counterparts to gain efficiency or even low-resource hardware evaluability at the price of some accuracy [22].

Agreement measures have been introduced since the XX century to measure differences among classifiers. Some of them gauge the agreement between pairs of classifiers, such as log odds ratio [16], McNemar’s test [30], Cohen’s kappa [10] and its multiclass generalization [11], intraclass correlation [36], and information agreement (*IA*) [5, 6, 7, 8]. Others deal with sets of classifiers such as Fleiss’s kappa [19], the adjusted rand index [23], the consensus clustering [32], and Krippendorff’s alpha [24]. Most of the agreement measures report the agreement values in the real interval $[-1, 1]$ where -1 means total disagreement, while 1 is associated with complete agreement. Information agreement instead rates the agreement in the interval $[0, 1]$ because this measure quantifies the information exchanged by two classifiers during the classification process [7].

Agreement measures are usually used to order the performances of different classifiers with respect to the perfect one. If the agreement of a classifier C_1 with the ideal one is higher than that of the classifier C_2 , then C_1 is preferable to C_2 in terms of performance. However, the meaningfulness of the agreement values by themselves, i.e., the values reported by the agreement measures, is not easily interpretable, and their significance may be obscure. How much do two classifiers with Cohen’s kappa 0.7 agree? Is 0.7 a significant value? In order to address such questions, Landis and Koch proposed a linear scale to interpret the strength of the agreement based on Cohen’s κ : $[0, 0.2)$ (“none to slight”), $[0.2, 0.4)$ (“fair”), $[0.4, 0.6)$ (“moderate”), $[0.6, 0.8)$ (“substantial”) and $[0.8, 1.0)$ (“perfect or almost perfect agreement”) [25]. This scale considers the 0.61 agreement to be “substantial”. A different scale suggests that values greater than 0.75 represent excellent agreement beyond chance, values in the interval $[0.40, 0.75]$ correspond to fair to good agreement, and values below 0.40 are poor agreement [18]. Therefore, these scales are either missing or, in the best case, totally arbitrary.

This work deals with agreements among pairs of classifiers. In such cases, the joint behaviour of two classifiers can be summarised by a *confusion matrix* or a *probability matrix*. The cell (i, j) in the former kind of matrices stores the number of entries in the data set that are labelled as belonging to the i -th class by the first classifier and to the j -th class by the second classifier. Instead, the

cell (i, j) in a probability matrix contains the joint probability for an entry to be labelled as belonging to the i -th class and, at the same time, to the j -class by the first and the second classifiers, respectively. Thus, any agreement measure is a function from the set of confusion or probability matrices to the set of agreement values.

In this context, we introduce two significativity indices for agreement values: one on the confusion matrices and the other one on the probability matrices. Both of them define the significativity of an agreement value obtained over a data set as the probability to randomly select a matrix built over the same data set with a lower agreement value. The more likely it is to choose a matrix with a lower agreement value, the higher the significativity of the agreement. From another point of view, the more difficult it is to find two classifiers whose agreement is at least equivalent to the investigated value, the higher its significativity.

The proposed indices are parametric in both the investigated agreement measure and the number of classes. The index on the confusion matrices also depends on the size of the original data set. This approach is analogous to the classical statistical coefficient p -value [17], which measures the probability for the null hypothesis to comply with the data. As long as the p -value is under a selected threshold – usually 0.05 – the null hypothesis is discarded. Our method does not set any threshold, leaving the task of identifying one to the user. Instead, it evaluates the probability for a random matrix to have an agreement value lower than the considered one to measure its significativity.

The proposed indices do not gauge the meaningfulness of the original data set, but exclusively deal with the agreement values. The same agreement value can be obtained from two data sets with substantially different cardinalities, and the agreement value of a confusion matrix may have a high significativity even though the data set used to build it consists of a few entries. Thus, we can deduce that agreement and data set significativities are not directly related.

Our method has three main advantages. First, it associates any agreement measure, even those whose meaning is obfuscated, with a clear and consolidated index: the probability of decreasing the agreement value by chance. Second, the induced scale is not arbitrary, as it reports the probabilities of the agreement values, and it deals with objective quantities. Finally, this method may help compare agreement measures, providing a familiar and unifying approach.

This work is organised as follows: Section 2 introduces the basic notions and notation. Section 3 defines the notion of σ -significativity over confusion matrices, where σ is any agreement measure between two classifiers, it studies the asymptotic time complexity of computing this value, and it proposes a time-feasible numeric estimator for it. Section 4 introduces the σ -significativity over probability matrices and proposes an efficient algorithm to numerically estimate it. The same section also proves that, under some reasonable conditions on the syntactic form of σ , the σ -significativity over confusion matrices converges to the σ -significativity over probability matrices as the size of the confusion matrix data set tends to infinity. Finally, Section 5 summarises the achieved results, contains the concluding remarks, and suggests some possible future developments.

2 Basic Notions and Notation

For any set S and for any pair of positive natural values $n, m \in \mathbb{N}_{>0}$, the set of $n \times m$ matrices with elements in S is denoted by $S^{n \times m}$. If M is a matrix, then $M(i, j)$ is M 's element in the i -th row and the j -th column. We may write $\sum M$ meaning the sum of the elements in M , i.e., when $M \in S^{n \times m}$, $\sum M \stackrel{\text{def}}{=} \sum_{i=1}^n \sum_{j=1}^m M(i, j)$.

If $f : A \rightarrow B$ and $C \subseteq A$, we may write $f(C)$ meaning the image set of C , i.e., $f(C) = \{f(c) \mid c \in C\}$.

For any set S , the *indicator function* of S ,

$$\mathbf{1}_S(x) \stackrel{\text{def}}{=} \begin{cases} 0 & \text{if } x \notin S \\ 1 & \text{if } x \in S, \end{cases} \quad (1)$$

maps the elements of S to 1 and all the other elements to 0.

A *classifier* is a process or a rater that partitions the investigated domain \mathcal{D} into n distinct classes. It may be implemented as a digital system (e.g., AI models), a medical exam (e.g., COVID-19 test), or a clinical evaluation (e.g., BI-RADS or PI-RADS). Any classifier corresponds to a function $\chi : \mathcal{D} \rightarrow [1, n]$. When $\chi(d) = i$, we say that d is in the class i according to χ .

Two classifiers χ_1 and χ_2 can be compared by evaluating $m \in \mathbb{N}$ distinct elements in \mathcal{D} . The result is the evaluations can be collected in a $n \times n$ *confusion matrix* consisting of m tests that is a $n \times n$ matrix $M_C \in \mathbb{N}^{n \times n}$ whose value in position (i, j) reports the number of the m elements which are in the classes i and j according to χ_1 and χ_2 , respectively, i.e., $M_C(i, j) = |\{d \in \mathcal{D} \mid \chi_1(d) = i \wedge \chi_2(d) = j\}|$. For any $n \times n$ confusion matrix, M_C , built from a data set of size m , the sum of its values is m , i.e., $m = \sum M_C$.

The set of all the $n \times n$ confusion matrices built over m tests is denoted by $\mathcal{M}_{n,m}$, i.e.,

$$\mathcal{M}_{n,m} \stackrel{\text{def}}{=} \left\{ M_C \in \mathbb{N}^{n \times n} \mid \sum M_C = m \right\}. \quad (2)$$

A $n \times n$ *probability matrix* is a real-valued matrix representing the joint probability distribution of a pair of independent and discrete random variables ranging in the interval $[1, n]$. The value in position (i, j) is the probability that the first random variable returns i and, at the same time, the second returns j . Since every probability matrix M_P is a discrete probability distribution, its values are non-negative and sum up to 1, i.e., $\sum M_P = 1$ and $M_P(i, j) \geq 0$ for all $i \in [1, n]$ and for all $j \in [1, n]$.

The set of all the $n \times n$ probability matrices, \mathcal{P}_n , is defined as follows

$$\mathcal{P}_n \stackrel{\text{def}}{=} \left\{ M_P \in \mathbb{R}_{\geq 0}^{n \times n} \mid \sum M_P = 1 \right\}. \quad (3)$$

Every confusion matrix $M_C \in \mathcal{M}_{n,m}$ induces a probability matrix $M_P \in \mathcal{P}_n$ by means of the function T_P defined as follows

$$T_P(M_C) \stackrel{\text{def}}{=} \frac{1}{\sum M_C} M_C. \quad (4)$$

A *agreement measure* is a function $\sigma : \mathcal{P}_n \cup \bigcup_{m \in \mathbb{N}} \mathcal{M}_{n,m} \rightarrow I_\sigma$, where I_σ is an interval over \mathbb{R} , meant to measure the agreement between two classifiers or the effectiveness of a classifier with respect to a golden standard using either a confusion or a probability matrix. Cohen's κ [10], Scott's π [35], Yule's Y [43], Fleiss's κ [19], and IA [5, 8, 9] are agreement measures.

Later on, we will assume agreement-ordered agreement measures, meaning that greater agreement between the classifiers will correspond to greater agreement values. This condition can be easily relaxed when the lower values correspond to large agreement, for instance by considering the opposite of the investigated agreement measure. Nevertheless, this assumption simplifies the presentation of the formal aspects and the notation.

2.1 O-Minimal Theories and Definability

Section 4 relates some of the properties of the investigated agreement measures and the language used to define them. Because of this, we need to introduce the notion of theory as a syntactic characterisation for sets.

A *theory* is a set of first-order formulas that describe a class of structures. Any theory is defined by the variable domain, a set of constants, a set of functional symbols, and a set relational symbols. When the variables in the theory assume values in the set \mathcal{Q} , we say that the theory is over \mathcal{Q} . The Presburger arithmetic theory, $(\mathbb{N}, \{0, 1\}, +, >)$, describes the properties of the natural numbers without the multiplication [34], the Zermelo-Fraenkel set theory is the set of the formulas defining the notion of set, and Tarski's theory [20], also known as semi-algebraic theory over the reals, $(\mathbb{R}, \{0, 1\}, +, *, >)$, is the set of the first-order formulas whose expressions are polynomials with integer coefficients [40].

A set S is *definable* in a theory \mathcal{T} if there exists a formula $\psi(x) \in \mathcal{T}$ such that $S = \{x \mid \psi(x)\}$.

Example 1. *Let us consider the set S of the pairs $\langle x, y \rangle \in \mathbb{R}^2$ such that $1/(x * y) > 1$, i.e., $S = \{\langle x, y \rangle \in \mathbb{R}^2 \mid 1/(x * y) > 1\}$. The formula $1/(x * y) > 1$ does not belong to Tarski's theory because the left expression includes a division, which is not one of the $(\mathbb{R}, \{0, 1\}, +, *, >)$'s functions. However, the formulas $(y > 0 \wedge x > 0 \wedge 1 > x * y) \vee (0 > y \wedge 0 > x \wedge 1 > x * y)$ and $1/(x * y) > 1$ are equivalent on \mathbb{R} and the former belongs to $(\mathbb{R}, \{0, 1\}, +, *, >)$. Thus, the set S is definable in Tarski's theory.*

A theory \mathcal{T} over \mathcal{Q} is *o-minimal* if any set $S \subseteq \mathcal{Q}$, definable \mathcal{T} , is the finite union of open intervals and points [41]. Tarski's theory and its Pfaffian extensions [37], e.g., $(\mathbb{R}, \{0, 1\}, +, *, e^x, >)$ or $(\mathbb{R}, \{0, 1\}, +, *, \ln x, >)$, are o-minimal theories. An *o-minimal set* is a set definable in some o-minimal theory.

3 Significativity over Confusion Matrices

Let σ be a quality-ordered agreement measure for $n \times n$ matrices.

The ratio between the number of confusion matrices in $\mathcal{M}_{n,m}$ to be such that $\sigma(M) < c$ and the total number of confusion matrices in $\mathcal{M}_{n,m}$ is

$$\varrho_{\sigma,n,m}(c) \stackrel{\text{def}}{=} \frac{|\{M \in \mathcal{M}_{n,m} \mid \sigma(M) < c\}|}{|\mathcal{M}_{n,m}|}. \quad (5)$$

This value belongs to the real interval $[0, 1]$ and reports how many of all the $n \times n$ confusion matrices consisting of m tests have an agreement value less than c . From a probabilistic point of view, $\varrho_{\sigma,n,m}(c)$ is also the probability of selecting by chance over a uniform distribution a $n \times n$ -confusion matrix of m tests whose agreement value is less than c . Because of this, we say that $\varrho_{\sigma,n,m}(c)$ is the σ -significativity of c in $\mathcal{M}_{n,m}$.

The reader must be aware that the σ -significativity does not rate the confusion matrices, which is what the agreement measure σ deals with. Instead, it provides a significativity measure for the agreement values.

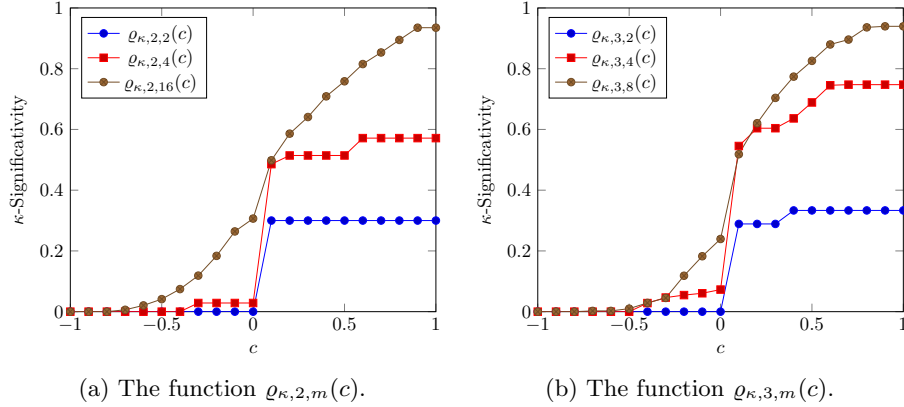


Figure 1: The functions $\varrho_{\kappa,n,m}(c)$ for $n = 2$ and $n = 3$ as the number of tests m changes.

A *weak composition of m in k parts* is a tuple $\langle x_1, \dots, x_k \rangle \in \mathbb{N}^k$ such that $\sum_{i=1}^k x_i = m$ [3]. The set $\mathcal{C}_{m,k}$ that contains all of them, i.e.,

$$\mathcal{C}_{m,k} \stackrel{\text{def}}{=} \left\{ \langle x_1, \dots, x_k \rangle \in \mathbb{N}^k \mid \sum_{i=1}^k x_i = m \right\} \quad (6)$$

has cardinality $\binom{m+k-1}{m}$ [3, Theorem 5.2].

Let $\gamma : \mathbb{R}^{n^2} \rightarrow \mathbb{R}^{n \times n}$ be defined as

$$\gamma(\langle x_1, \dots, x_{n^2} \rangle) \stackrel{\text{def}}{=} \begin{pmatrix} x_1 & \dots & x_n \\ x_{n+1} & \dots & x_{2n} \\ \vdots & \ddots & \vdots \\ x_{n(n^2-1)+1} & \dots & x_{n^2} \end{pmatrix}. \quad (7)$$

It is easy to see that γ is bijective and maps any weak composition of m in n^2 parts into a $n \times n$ confusion matrix over m tests, i.e., $\mathcal{M}_{n,m} = \gamma(\mathcal{C}_{m,n^2})$ and $\mathcal{C}_{m,n^2} = \gamma^{-1}(\mathcal{M}_{n,m})$. Hence, the sets $\{M \in \mathcal{M}_{n,m} \mid \sigma(M) < c\}$ and

$$\mathcal{R}_{\sigma,n,m}(c) \stackrel{\text{def}}{=} \{x \in \mathcal{C}_{m,n^2} \mid \sigma(\gamma(x)) < c\} \quad (8)$$

have the same cardinality. Moreover, $|\mathcal{M}_{n,m}| = |\mathcal{C}_{m,n^2}|$ because γ is bijective. Thus, $\varrho_{\sigma,n,m}(c) = |\mathcal{R}_{\sigma,n,m}(c)|/|\mathcal{C}_{m,n^2}|$. The cardinality of \mathcal{C}_{m,n^2} is $\binom{m+n^2-1}{m}$ [3, Theorem 5.2] and we can compute $|\mathcal{R}_{\sigma,n,m}(c)|$ by iterating over all the elements in \mathcal{C}_{m,n^2} and summing up their images through the indicator function of $\mathcal{R}_{\sigma,n,m}(c)$, i.e., $|\mathcal{R}_{\sigma,n,m}(c)| = \sum_{x \in \mathcal{C}_{m,n^2}} \mathbf{1}_{\mathcal{R}_{\sigma,n,m}(c)}(x)$ (see Algorithm 1).

Algorithm 1 An algorithm to compute $|\mathcal{R}_{\sigma,n,m}(c)|$ in time $T(\sigma \circ \gamma) * \Theta(|\mathcal{C}_{m,n^2}|)$.

Require: $m \in \mathbb{N}$, $n \in \mathbb{N}_{>0}$, $c \in \mathbb{R}$, and $\sigma : \mathcal{M}_{n,m} \rightarrow \mathbb{R}$.

Ensure: Returns $|\mathcal{R}_{\sigma,n,m}(c)|$.

```

1: function AUX_C( $\sigma, m, k, c, x$ )                                 $\triangleright$  An auxiliary function
2:   if  $k = 1$  then
3:      $x[k] \leftarrow m$                                             $\triangleright x$  is now belong to  $\mathcal{C}_{m,n^2}$ 
4:     return (1 if  $\sigma(\gamma(x)) < c$  else 0)
5:   end if
6:    $c \leftarrow 0$ 
7:   for  $v \leftarrow 0, \dots, m$  do
8:      $x[k] \leftarrow v$ 
9:      $c \leftarrow \text{counter} + \text{AUX\_C}(\sigma, m - v, k - 1, c, x)$ 
10:  end for
11:  return  $c$ 
12: end function

13: function R_CARDINALITY( $\sigma, n, m, c$ )
14:    $x \leftarrow \text{ARRAY}(n^2, 0)$                                  $\triangleright x$  is initialized to  $\vec{0} \in \mathbb{N}^{n^2}$ 
15:   AUX_C( $\sigma, m, n^2, c, x$ )
16: end function
```

The asymptotic time cost [12] of evaluating the function γ is $O(n^2)$. Thus, the complexity of the presented approach to compute $\varrho_{\sigma,n,m}(c)$ is $(T(\sigma) + O(n^2)) * \Theta(\binom{m+n^2-1}{m})$, where $T(f)$ is the time complexity of the function f . It follows that the complexity of the approach is $\Theta(n^2 \binom{m+n^2-1}{m})$ when $T(\sigma) \in \Theta(n^2)$ as in the cases of Cohen's κ or IA.

Example 2. Let M_C be the matrix

$$M_C = \begin{pmatrix} 8 & 3 \\ 0 & 9 \end{pmatrix}.$$

Cohen's κ and IA for M_C are $\kappa(M_C) \approx 0.70588$ and $IA(M_C) \approx 0.52115$, respectively. The matrix M_C summarises the results of $m = 8 + 3 + 0 + 9 = 20$ tests. The κ -significativity of $\kappa(M_C)$ in $\mathcal{M}_{2,20}$ is $\varrho_{\kappa,2,20}(\kappa(M_C)) \approx 0.8866$. Thus,

more than 88% of the 2×2 -confusion matrices over 20 tests have a κ value lower than that of M_C and the probability of choosing by chance a confusion matrix $M'_C \in \mathcal{M}_{2,20}$ with $\kappa(M'_C) < \kappa(M_C)$ is 0.8866.

Instead, the IA-significativity of $IA(M_C)$ in $\mathcal{M}_{2,20}$ is $\varrho_{IA,2,20}(IA(M_C)) \approx 0.7628$. Hence, more than 76% of the 2×2 -confusion matrices over 20 tests have an IA value lower than that of M_C . Moreover, the probability of choosing by chance a confusion matrix $M'_C \in \mathcal{M}_{2,20}$ with $IA(M'_C) < IA(M_C)$ is 0.2324.

Figure 1 clarifies the relation between n , m , and $\varrho_{\kappa,n,m}(c)$ for n in 2, 3 as m grows.

It is worth remarking that Cohen's κ , as many other agreement measures, assumes values in $[-1, 1]$ where the negative part of the interval is usually associated with confusion matrices exhibiting “disagreement” among the classifiers. The κ -significativity does not distinguish between agreement and “disagreement”. Hence, when, in Example 2, we wrote that more than 95% of the matrices in $\mathcal{M}_{2,20}$ have a κ value smaller than that of M_C , we referred to the full set of matrices in $\mathcal{M}_{2,20}$ with no reference to sign of their κ -images.

3.1 Numerical Evaluation

Due of its time complexity, the approach sketched in Section 3 fails to scale up to trials dealing with hundreds of tests or involving non-dichotomic outcomes. For instance, an evaluation of the probability for a 2×2 confusion matrix M summarising 200 test results that $\sigma(M) < c$, i.e., $\varrho_{\sigma,2,200}(c)$, iterates over $\binom{200+2^2-1}{200} = 1\,373\,701$ weak compositions, which are less than half of the $\binom{20+3^2-1}{20} = 3\,108\,105$ weak compositions required to evaluate the probability for a 3×3 confusion matrix M collecting 20 test results of satisfying the same inequality, i.e., $\varrho_{\sigma,3,20}(c)$.

Nevertheless, $\varrho_{\sigma,n,m}(c)$ can be numerically estimated by using the Monte Carlo method [31] as

$$\varrho_{\sigma,n,m}(c) \approx \frac{1}{N} \sum_{i=1}^N \mathbf{1}_{\mathcal{R}_{\sigma,n,m}(c)}(x_i) \quad (9)$$

where x_1, \dots, x_N are N weak compositions uniformly distributed in \mathcal{C}_{m,n^2} .

Since $\mathcal{C}_{m,k}$ is discrete, there is a bijective function $\iota_{m,k} : [0, |\mathcal{C}_{m,k}| - 1] \rightarrow \mathcal{C}_{m,k}$ mapping each natural number lower than $|\mathcal{C}_{m,k}|$ to a weak composition of m into k parts – actually, there are $|\mathcal{C}_{m,k}|!$ of them because $\mathcal{C}_{m,k}$ is finite –. If we apply ι_{m,n^2} to uniform samples over the integers in $[0, |\mathcal{C}_{m,n^2}| - 1]$, we get uniform samples over \mathcal{C}_{m,n^2} , and we can approximate $\varrho_{\sigma,n,m}(c)$ as suggested by Eq. 9 with an error proportional to $1/\sqrt{N}$ (e.g., see [28]). Figure 2 represents the average error of 100 Monte Carlo-based estimations of $\varrho_{\kappa,n,m}(c)$ using $\lceil \sqrt{|\mathcal{C}_{m,n^2}|} \rceil$ samples.

In this case, the time complexity is $N * (T(\sigma) + T(\gamma) + T(\iota_{m,n^2}) + T(\mathcal{N}_{n,m}))$ where $\mathcal{N}_{n,m}$ is the function that uniformly samples the natural numbers in

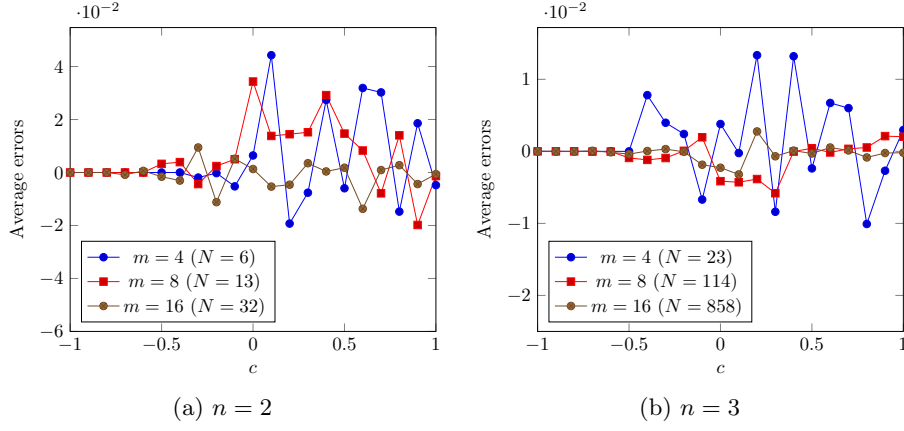


Figure 2: The average difference between $\varrho_{\kappa,n,m}(c)$ and 100 of its Monte Carlo estimation when $N = \left\lceil \sqrt{|\mathcal{C}_{m,n^2}|} \right\rceil$.

$[0, |\mathcal{C}_{m,n^2}| - 1]$. The most used pseudo-random number generators, such as Mersenne Twister [29], WELL [33], and `xoroshiro128++` [2], takes linear time on the number of output bits per generation, i.e., $\Theta(\log_2 |\mathcal{C}_{m,n^2}|)$. However, if we assume the number of bits in the representation of both n and m to be upper-bound, then $T(\mathcal{N}_{n,m}) \in \Theta(1)$. This constrain may be reasonable in the investigated domain where the matrix size, n , and the number of tests used to build the confusion matrices, m , are usually upper bounded by 5 (e.g., PI-RADS [42], BI-RADS [14]) and 1 000 000 (for AI applications), respectively. Under these conditions, the Monte Carlo method takes time $N * (T(\sigma) + T(\iota_{m,n^2}))$ to evaluate $\varrho_{\sigma,n,m}(c)$ using N samples. If $T(\sigma) \in \Theta(n^2)$, as in the case of Cohen's κ , Fleiss's κ , IA , and IR , the time complexity belongs to $N * (T(\iota_{m,n^2}) + \Theta(n^2))$.

When the bits in the number representation cannot be upper-bounded, a more refined analysis is required to access the asymptotic complexity of the proposed method. In particular, the logarithmic cost criterion [12] should be used to take into account that the complexity of each arithmetic operation is affected by the sizes of the operator representations.

The following section presents the lexicographic order enumerator for the set $\mathcal{C}_{m,k}$ and proves that $T(\iota_{m,k}) \in O(k + m)$.

3.2 The Lexicographic Order Enumeration of $\mathcal{C}_{m,k}$

The relation $<_l \subseteq \mathcal{C}_{m,k} \times \mathcal{C}_{m,k}$ is the *lexicographic order* among the weak compositions in $\mathcal{C}_{m,k}$ when for any $a, b \in \mathcal{C}_{m,k}$, $a <_l b$ implies that there exists $j \in [1, k]$ such that $a[i] = b[i]$ for all $i \in [1, j - 1]$ and $a[j] < b[j]$.

The *lexicographic order enumerator of set $\mathcal{C}_{m,k}$* is the bijective function $\iota_{m,k} : [0, |\mathcal{C}_{m,k}| - 1] \rightarrow \mathcal{C}_{m,k}$ such that $i < j$ if and only if $\iota_{m,k}(i) <_l \iota_{m,k}(j)$ for any $i, j \in [0, |\mathcal{C}_{m,k}| - 1]$. Thus, $\iota_{m,k}(i) = \langle \ell_1, \dots, \ell_k \rangle$ is the i -th element in the

lexicographic order among the weak compositions in $\mathcal{C}_{m,k}$. This section presents a time-efficient algorithm to evaluate $\iota_{m,k}$.

Let us consider the weak compositions in $\mathcal{C}_{m,k}$ having $j \in [0, m]$ as the first component. Since they belong to $\mathcal{C}_{m,k}$, the sum of their components is m . Thus, there are as many as the weak compositions of $m - j$ in $k - 1$ parts because their first component is j , i.e., there are $|\mathcal{C}_{m-j,k-1}|$ weak compositions in $\mathcal{C}_{m,k}$ whose first component is j .

Because of the definition of lexicographic order, the first weak compositions in the lexicographic order are those having 0 as the first component. Then there are those having 1 as the first component, and so on up to the weak compositions whose first component is m . It follows that $i \geq |\mathcal{C}_{m,k-1}|$ if and only if $\iota_{m,k}(i)$ follows all the weak compositions whose first component is 0 in lexicographic order. Analogously, $i \geq |\mathcal{C}_{m,k-1}| + |\mathcal{C}_{m-1,k-1}|$ if and only if $\iota_{m,k}(i)$ follows all the weak compositions whose first component is 1 in the lexicographic order. In general, $i \geq \sum_{j=0}^l |\mathcal{C}_{m-j,k-1}|$ if and only if $\iota_{m,k}(i)$ follows all the weak compositions whose first component is l . As a consequence, the first component of $\iota_{m,k}(i)$, i.e., ℓ_1 , is such that

$$\sum_{j=0}^{\ell_1-1} |\mathcal{C}_{m-j,k-1}| \leq i < |\mathcal{C}_{m-\ell_1,k-1}| + \sum_{j=0}^{\ell_1-1} |\mathcal{C}_{m-j,k-1}| \quad (10)$$

or, equivalently,

$$0 \leq i - \sum_{j=0}^{\ell_1-1} |\mathcal{C}_{m-j,k-1}| < |\mathcal{C}_{m-\ell_1,k-1}|. \quad (11)$$

The following theorem suggests a strategy to identify the remaining components of $\iota_{m,k}(i)$, i.e., ℓ_2, \dots, ℓ_k .

Theorem 1. *For any $m \in \mathbb{N}$, for any $k \in \mathbb{N}$, and for any $i \in \mathbb{N}$, if $k > 1$ and $\iota_{m,k}(i) = \langle \ell_1, \ell_2, \dots, \ell_k \rangle$, then*

$$\iota_{m',k-1}(i') = \langle \ell_2, \dots, \ell_k \rangle \quad (12)$$

where $m' = m - \ell_1$ and $i' = i - \sum_{j=0}^{\ell_1-1} |\mathcal{C}_{m-j,k-1}|$.

Proof. Let $<'_l$ be the lexicographic order among weak compositions in $\mathcal{C}_{m-\ell_1,k-1}$. According to the definition of lexicographic order, $\langle a_1, \dots, a_{k-1} \rangle <'_l \langle b_1, \dots, b_{k-1} \rangle$ if and only if there exists $j \in [1, k-1]$ such that for all $i \in [1, j-1]$ $a_i = b_i$ and $a_j < b_j$. Thus, $\langle a_1, \dots, a_{k-1} \rangle <'_l \langle b_1, \dots, b_{k-1} \rangle$ if and only if $\langle \ell_1, a_1, \dots, a_{k-1} \rangle <'_l \langle \ell_1, b_1, \dots, b_{k-1} \rangle$ and the lexicographic order among the weak compositions of m in k parts whose first component is ℓ_1 and $<'_l$ are consistent. Hence, the components ℓ'_2, \dots, ℓ'_k of i' -th weak composition with respect to the $<'_l$ must be the i' -th weak composition having ℓ_1 as the first component with respect to the $<_l$, i.e., $\iota_{m-\ell_1,k-1}(i') = \langle \ell'_2, \dots, \ell'_k \rangle$ if and only if $\langle \ell_1, \ell'_2, \dots, \ell'_k \rangle$ is the i' -th weak composition having ℓ_1 as the first component with respect to the $<_l$. Because of the definition of lexicographic order, for all $a, b \in \mathcal{C}_{m,k}$, if the first components of a and b are a_1 and b_1 and $a_1 \neq b_1$, then $a <_l b$ if and only

if $a_1 < b_1$. Hence, all the weak compositions in $\mathcal{C}_{m,k}$ whose first component is lower than ℓ_1 come before the weak compositions in $\mathcal{C}_{m,k}$ whose first component is ℓ_1 according to $<_l$. Analogously, all the weak compositions in $\mathcal{C}_{m,k}$ whose first component is greater than ℓ_1 come after the weak compositions in $\mathcal{C}_{m,k}$ whose first component is ℓ_1 according to $<_l$. There are $|\mathcal{C}_{m-j,k-1}|$ weak compositions in $\mathcal{C}_{m,k}$ whose first component is j . Thus, the i' -th weak composition in $\mathcal{C}_{m,k}$ that has ℓ_1 as the first component with respect to the $<_l$ is in position $i' + \sum_{j=0}^{\ell_1-1} |\mathcal{C}_{m-j,k-1}|$ of the overall lexicographic order among all the weak compositions in $\mathcal{C}_{m,k}$. Since $i' = i - \sum_{j=0}^{\ell_1-1} |\mathcal{C}_{m-j,k-1}|$ by hypothesis, $i' + \sum_{j=0}^{\ell_1-1} |\mathcal{C}_{m-j,k-1}| = (i - \sum_{j=0}^{\ell_1-1} |\mathcal{C}_{m-j,k-1}|) + \sum_{j=0}^{\ell_1-1} |\mathcal{C}_{m-j,k-1}| = i$ and the i' -th weak composition in $\mathcal{C}_{m,k}$ that has ℓ_1 as the first component with respect to the $<_l$ is in position i of the overall lexicographic order among all the weak compositions in $\mathcal{C}_{m,k}$. It follows that $\iota_{m-\ell_1,k-1}(i') = \langle \ell'_2, \dots, \ell'_k \rangle$ if and only if $\langle \ell_1, \ell'_2, \dots, \ell'_k \rangle$ is the i -th weak composition having ℓ_1 as the first component with respect to the $<_l$, i.e., $\iota_{m-\ell_1,k-1}(i') = \langle \ell'_2, \dots, \ell'_k \rangle$ if and only if $\iota_{m,k}(i) = \langle \ell_1, \ell'_2, \dots, \ell'_k \rangle$. \square

By exploiting Theorem 1, we can build an algorithm that iteratively identifies all the components of $\iota_{m,k}(i)$ in the order of the components themselves. The central expression's index j in Eq. 11 ranges from 0 up to $\ell_1 - 1$. The same expression can be re-written by using an index from m down to $m - \ell_1 + 1$ as follows

$$i - \sum_{j=0}^{\ell_1-1} |\mathcal{C}_{m-j,k-1}| = i - \sum_{j=m-\ell_1+1}^m |\mathcal{C}_{j,k-1}|. \quad (13)$$

Hence, we can use a variable m_l to store the initial value of m and decrease i and m by $|\mathcal{C}_{m,k-1}|$ and 1, respectively, as long as $m > 0$ and $i \geq |\mathcal{C}_{m,k-1}|$. The first component of $\iota_{m,k}(i)$ will be the difference among m_l and the first m such that $i < |\mathcal{C}_{m,k-1}|$, i.e., $\ell_1 = m_l - m$. The following components can be identified by decreasing k by 1 and repeating the previous steps.

Algorithm 2 describes the proposed algorithm. The outer while-loop can be executed k times at most because each iteration decreases k by one, k never increases, and the loop ends when $k \leq 1$. Analogously, the most nested loop is repeated at most $m + k$ times in total because all iterations except the last one decrease m by one, m never increases, and the two loops end when $m \leq 0$. The lines 5, 7, and 8 of Algorithm 2 require the evaluation of the binomial coefficients $\binom{m+k-2}{m}$, $\binom{m+k-2}{m}$, and $\binom{m+k-3}{m-1}$. Since computing $\binom{a}{b}$ requires $\min\{a-b, b\}$ multiplications and divisions, the time complexity of Algorithm 2 belongs to $O(k \min\{k, m\} + (m+k) \min\{k, m\}) = O(mk)$ according to the uniform cost criterion [12].

To improve complexity, we can observe that $|\mathcal{C}_{m,k}|$, $|\mathcal{C}_{m-1,k}|$, and $|\mathcal{C}_{m,k-1}|$ are related, and once $|\mathcal{C}_{m,k}|$ has been computed, we can evaluate both $|\mathcal{C}_{m-1,k}|$ and $|\mathcal{C}_{m,k-1}|$ from its value in constant time according to the uniform cost criterion.

Lemma 2. *It holds that $|\mathcal{C}_{m-1,k}| = \frac{m}{m+k-1} |\mathcal{C}_{m,k}|$, and $|\mathcal{C}_{m,k-1}| = \frac{k-1}{m+k-1} |\mathcal{C}_{m,k}|$ for any $m, k \in \mathbb{N}_{>0}$.*

Algorithm 2 A lexicographic order enumerator for the set $\mathcal{C}_{m,k}$. The time complexity of this algorithm is $O(mk)$.

Require: $m \in \mathbb{N}$, $k \in \mathbb{N}_{>0}$, and $i \in [0, |\mathcal{C}_{m,k}| - 1]$.

Ensure: Returns the i -th element in the lexicographic order of the weak compositions of m in k parts.

```

1: function LEXICOGRAPHICORDER( $m, k, i$ )
2:    $\ell \leftarrow \text{ARRAY}(k, 0)$   $\triangleright \ell$  is  $\vec{0} \in \mathbb{N}^k$ 
3:   while  $m > 0$  and  $k > 1$  do
4:      $m_l \leftarrow m$ 
5:      $\text{loop\_cond} \leftarrow (i \geq \binom{m+k-2}{m})$ 
6:     while  $\text{loop\_cond}$  do
7:        $i \leftarrow i - \binom{m+k-2}{m}$ 
8:        $\text{loop\_cond} \leftarrow (m > 0 \wedge i \geq \binom{m+k-3}{m-1})$ 
9:       if  $\text{loop\_cond}$  then
10:         $m \leftarrow m - 1$ 
11:       end if
12:     end while
13:      $k \leftarrow k - 1$ 
14:      $\ell[\ell.\text{size}() - k] \leftarrow m_l - m$ 
15:   end while
16:    $\ell[\ell.\text{size}()] \leftarrow m$ 
17:   return  $\ell$ 
18: end function

```

Proof. As far $|\mathcal{C}_{m-1,k}|$ concerns,

$$\begin{aligned}
|\mathcal{C}_{m-1,k}| &= \binom{(m-1) + k - 1}{m-1} = \frac{(m+k-2)!}{(m-1)!(k-1)!} \\
&= \frac{m}{m+k-1} \frac{m+k-1}{m} \frac{(m+k-2)!}{(m-1)!(k-1)!} \\
&= \frac{m}{m+k-1} \frac{(m+k-1)!}{m!(k-1)!} = \frac{m}{m+k-1} |\mathcal{C}_{m-1,k}|.
\end{aligned}$$

Analogously,

$$\begin{aligned}
|\mathcal{C}_{m,k-1}| &= \binom{m + (k-1) - 1}{m} = \frac{(m+k-2)!}{m!(k-2)!} \\
&= \frac{k-1}{m+k-1} \frac{m+k-1}{k-1} \frac{(m+k-2)!}{m!(k-2)!} \\
&= \frac{k-1}{m+k-1} \frac{(m+k-1)!}{m!(k-1)!} = \frac{k-1}{m+k-1} |\mathcal{C}_{m,k-1}|.
\end{aligned}$$

□

Algorithm 3 mimes the steps of Algorithm 2 but, thanks to Lemma 2, avoids the computation of the binomial coefficient at each while-loop iteration. The

time complexity of Algorithm 3 according to the uniform const criterion belongs to $O(\min\{k, m\} + k + m) = O(k + m)$.

Algorithm 3 A lexicographic order enumerator for the set $\mathcal{C}_{m,k}$ that avoids the computation of binomial coefficients during the while-loop iterations. The time complexity of this algorithm is $O(m + k)$.

Require: $m \in \mathbb{N}$, $k \in \mathbb{N}_{>0}$, and $i \in [0, |\mathcal{C}_{m,k}| - 1]$.

Ensure: Returns the i -th element in the lexicographic order of the weak compositions of m in k parts.

```

1: function FASTLEXICOGRAPHICORDER( $m, k, i$ )
2:    $\ell \leftarrow \text{ARRAY}(k, 0)$   $\triangleright \ell$  is  $\vec{0} \in \mathbb{N}^k$ 
3:    $C \leftarrow \binom{m+k-2}{m}$   $\triangleright C = |\mathcal{C}_{m,k-1}|$ 
4:   while  $m > 0$  and  $k > 1$  do
5:      $m_l \leftarrow m$ 
6:      $\text{loop\_cond} \leftarrow (i \geq C)$ 
7:     while  $\text{loop\_cond}$  do
8:        $i \leftarrow i - C$ 
9:        $\text{loop\_cond} \leftarrow m > 0 \wedge i \geq \frac{m}{m+k-2}C$ 
10:      if  $\text{loop\_cond}$  then
11:         $C \leftarrow \frac{m}{m+k-2}C$   $\triangleright C = |\mathcal{C}_{m-1,k-1}|$ 
12:         $m \leftarrow m - 1$   $\triangleright C = |\mathcal{C}_{m,k-1}|$ 
13:      end if
14:    end while
15:     $k \leftarrow k - 1$   $\triangleright C = |\mathcal{C}_{m,k}|$ 
16:     $\ell[\ell.\text{size}() - k] \leftarrow m_l - m$ 
17:     $C \leftarrow \frac{k-1}{m+k-1}C$   $\triangleright C = |\mathcal{C}_{m,k-1}|$ 
18:  end while
19:   $\ell[\ell.\text{size}()] \leftarrow m$ 
20:  return  $\ell$ 
21: end function

```

When $T(\sigma) \in \Theta(n^2)$ and ι_{m,n^2} is implemented by Algorithm 3, the Monte Carlo method with N samples evaluates $\varrho_{\sigma,n,m}(c)$ in time $O(N(n^2 + m))$.

4 Significativity over Probability Matrices

The σ -significativity of c in $\mathcal{M}_{n,m}$ depends on the number m of the tests accounted by the matrices in $\mathcal{M}_{n,m}$. In this section, we introduce a different measure of significativity for agreement values to avoid dependency on the data set size. With this aim, we focus on probability matrices in place of confusion matrices.

The σ -significativity of c in \mathcal{P}_n is the ratio between the number of probability matrices $M_P \in \mathcal{P}_n$ such that $\sigma(M_P) < c$ and the overall number of matrices in \mathcal{P}_n . These two numbers are infinite, but if \mathcal{P}_n and the set of the probability matrices $M_P \in \mathcal{P}_n$ such that $\sigma(M_P) < c$ are Lebesgue-measurable (e.g., see [1]) in an opportune space and non-null, we can evaluate the ratio between their cardinalities as the ratio between their Lebesgue measures.

According to the definition of probability matrix, a $n \times n$ probability matrix consists of n^2 values in the interval $[0, 1]$ such that their sum equals 1. Thus, we can map any $n \times n$ probability matrix into a point of the (n^2) -dimensional hypercube $[0, 1]^{n^2}$ by using γ^{-1} . However, not all the points in $[0, 1]^{n^2}$ correspond to a probability matrix because their components must always sum up to 1.

The $(k-1)$ -dimensional *probability simplex* (e.g., see [4]) is defined as

$$\Delta^{(k-1)} \stackrel{\text{def}}{=} \left\{ x \in \mathbb{R}_{\geq 0}^k \mid \sum_{i=1}^k x_i = 1 \right\} \quad (14)$$

where x_i is the i -th component of vector x . The function γ maps any point in $\Delta^{(n^2-1)}$ into a $n \times n$ probability matrix and every probability matrix is the image of a point of the same simplex, i.e., $\gamma(\Delta^{(n^2-1)}) = \mathcal{P}_n$ and $\Delta^{(n^2-1)} = \gamma^{-1}(\mathcal{P}_n)$. Hence, the set of the matrices $M_P \in \mathcal{P}_n$ such that $\sigma(M_P) < c$ corresponds to the set of points $x \in \Delta^{(n^2-1)}$ such that $\sigma(\gamma(x)) < c$, i.e.,

$$\mathcal{S}_{\sigma,n}(c) \stackrel{\text{def}}{=} \left\{ x \in \Delta^{(n^2-1)} \mid \sigma(\gamma(x)) < c \right\}. \quad (15)$$

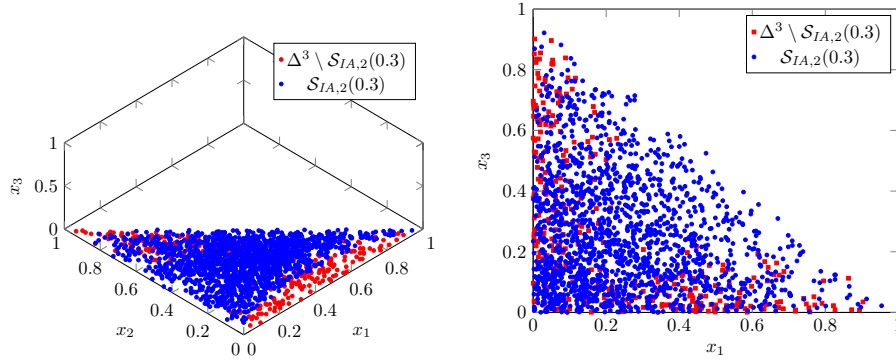


Figure 3: A 3D graphical representation of the set $\mathcal{S}_{IA,2}(0.3)$. We uniformly sampled 2000 points in the cube Δ^3 and plotted them. The blue-coloured points belong to $\mathcal{S}_{IA,2}(0.3)$, while the red ones lay in $\Delta^3 \setminus \mathcal{S}_{IA,2}(0.3)$.

For example, Figure 3 represents the set $\mathcal{S}_{IA,2}(0.3)$.

For any $\langle x_1, \dots, x_{n^2} \rangle \in \Delta^{(n^2-1)}$, $x_{n^2} = 1 - \sum_{i=1}^{n^2-1} x_i$ according to Eq. 14. As a consequence, the function $\pi(\langle x_1, \dots, x_{n^2} \rangle) \stackrel{\text{def}}{=} \langle x_1, \dots, x_{n^2-1} \rangle$ is bijective on $\Delta^{(n^2-1)}$ and any point in $\Delta^{(n^2-1)}$ corresponds to a point in $\pi(\Delta^{(n^2-1)}) \subset \mathbb{R}^{n^2-1}$. The Lebesgue measure of $\Delta^{(k-1)}$, i.e., its volume, on dimension $k-1$ is $\frac{1}{(k-1)!}$ [38]. Hence, if $\mathcal{S}_{\sigma,n}(c)$ is Lebesgue-measurable, then

$$\rho_{\sigma,n}(c) = \frac{V(\mathcal{S}_{\sigma,n}(c))}{V(\Delta^{(n^2-1)})} = (n^2-1)! \int_{\Delta^{(n^2-1)}} \mathbf{1}_{\mathcal{S}_{\sigma,n}(c)}(x) dx \quad (16)$$

where $V(S)$ denotes the Lebesgue measure of S on dimension $(n^2 - 1)$. The value $\rho_{\sigma,n}(c)$ is the σ -significativity of c in \mathcal{P}_n .

O-minimal sets are Lebesgue-measurable [41]. Thus, when $\mathcal{S}_{\sigma,n}(c)$ is o-minimal, $\rho_{\sigma,n}(c)$ is well defined. This is the case for σ among Cohen's κ , Scott's π , Yule's Y , Fleiss's κ , IR , and IA . Even though their definitions include a division, $\mathcal{S}_{\sigma,n}(c)$, where σ is any of the cited agreement measures, is definable in $(\mathbb{R}, \{0, 1\}, +, *, e^x, >)$ and is an o-minimal set.

4.1 Evaluating $\rho_{\sigma,n}(c)$

The analytic evaluation of the integral in Eq. 16 is not always possible and relies on the form of $\sigma(\cdot)$. In any case, we can numerically estimate it using the Monte Carlo integration method. This method approximates the integral of a function $f : D \subseteq \mathbb{R}^n \rightarrow \mathbb{R}$ over $\Omega \subseteq D$ as

$$\int_{\Omega} f(x) dx = \lim_{N \rightarrow +\infty} \frac{V(\Omega)}{N} \sum_{i=1}^N f(x_i) \quad (17)$$

where x_1, \dots, x_N are uniformly sampled point in Ω (e.g., see [28]). As in the discrete case, the approximation error is proportional to $1/\sqrt{N}$.

The following theorem suggests how to uniformly sample $\Delta^{(n^2-1)}$.

Theorem 3. [13, Ch. 5, Theorem 2.2] *If E_1, \dots, E_k are independent and identically distributed exponential random variables, then $\left\langle \frac{E_1}{\sum_{i=1}^k E_i}, \dots, \frac{E_k}{\sum_{i=1}^k E_i} \right\rangle$ is uniformly distributed over $\Delta^{(k-1)}$.*

Hence, we can approximate $V(\mathcal{S}_{\sigma}(c))$ as

$$V(\mathcal{S}_{\sigma,n}(c)) = \int_{\Delta^{(n^2-1)}} \mathbf{1}_{\mathcal{S}_{\sigma,n}(c)}(x) dx \approx \frac{V(\Delta^{(n^2-1)})}{N} \sum_{i=1}^N \mathbf{1}_{\mathcal{S}_{\sigma,n}(c)}(y_i), \quad (18)$$

where y_1, \dots, y_N are uniformly distributed samples of $\Delta^{(n^2-1)}$.

From Eq. 16, it follows that:

$$\rho_{\sigma,n}(c) \approx \frac{1}{N} \sum_{i=1}^N \mathbf{1}_{\mathcal{S}_{\sigma,n}(c)}(y_i). \quad (19)$$

Sampling $\Delta^{(n^2-1)}$ according to Theorem 3 takes time $\Theta(k)$ per sample. Thus, when $T(\sigma) \in \Theta(n^2)$, the Monte Carlo method can estimate $\rho_{\sigma,n}(c)$ in time $\Theta(n^2 N)$.

Example 3. Let M_C be the matrix as defined in Example 2. Cohen's κ and IA for $M_P \stackrel{\text{def}}{=} T_P(M_C)$ are $\kappa(M_P) = \kappa(M_C) \approx 0.70588$ and $IA(M_P) = IA(M_C) \approx 0.52115$, respectively. The κ -significativity of $\kappa(M_P)$ in \mathcal{P}_2 is $\rho_{\kappa,2}(\kappa(M_P)) \approx 0.9642$. Thus, more than 96% of the 2×2 -probability matrices have a κ value

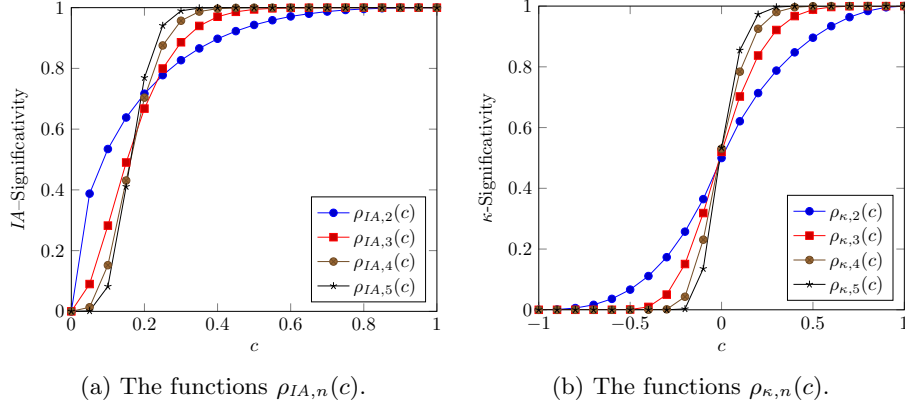


Figure 4: The IA-significativity and Cohen's κ -significativity. When σ is a agreement measure between classifiers having n possible outcomes, the function $\rho_{\sigma,n}(x)$ is the ratio between the number of $n \times n$ -probability matrices $M \in \mathcal{P}_n$ such that $\sigma(M) < c$ and the overall number of $n \times n$ -probability matrices.

lower than that of M_P and the probability of choosing by chance a probability matrix $M'_P \in \mathcal{P}_2$ with $\kappa(M'_P) < \kappa(M_P)$ is 0.9642.

Instead, the IA-significativity of $IA(M_P)$ in \mathcal{P}_2 is $\rho_{IA,2}(IA(M_P)) \approx 0.9507$. Hence, less than 5% of the 2×2 -probability matrices have an IA value greater than or equal to that of M_P and the probability of choosing by chance a probability matrix $M'_P \in \mathcal{P}_2$ with $IA(M'_P) \leq IA(M_P)$ is 0.9507.

Figure 4 shows IA and Cohen's κ -significativity estimations as n ranges between 2 and 5.

4.2 Significativity Relation

The following theorem relates the σ -significativities of c in \mathcal{P}_n and $\mathcal{M}_{n,m}$.

Theorem 4. *If $\mathcal{S}_{\sigma,n}(c)$ is Riemann-measurable and $\sigma(M_C) = \sigma(T_P(M_C))$ for all $M_C \in \mathcal{M}_{n,m}$, then*

$$\lim_{m \rightarrow +\infty} \varrho_{\sigma,n,m}(c) = \rho_{\sigma,n}(c). \quad (20)$$

Proof. See Appendix A. □

Since Riemann-measurability implies Lebesgue-measurability [1], $\rho_{\sigma,n}(c)$ is well defined when $\mathcal{S}_{\sigma,n}(c)$ is Riemann-measurable. It follows that, when $\mathcal{S}_{\sigma,n}(c)$ is Riemann-measurable and $\sigma(M_C) = \sigma(T_P(M_C))$, $\rho_{\sigma,n}(c)$ can be used as an approximation of $\varrho_{\sigma,n,m}(c)$.

Although the Riemann-integrability may seem a restrictive condition, the following results prove that it is quite commonly satisfied, and every bounded o-minimal set is integrable by Riemann.

Lemma 5. *Every bounded o-minimal subset of \mathbb{R}^n is Riemann-measurable.*

Proof. A bounded set S is Riemann-measurable if and only if its indicator function $\mathbf{1}_S$ is Riemann integrable. By Lebesgue’s criterion for Riemann integrability (e.g., see [1, Theorem 14.5]), any function f definable and bounded on a compact interval $I \subseteq \mathbb{R}^n$ is Riemann-integrable on I if and only if the set of discontinuities of f in I has n -dimensional Lebesgue measure 0. However, the set of discontinuities of $\mathbf{1}_S$ matches the topological boundary of S . If $S \subseteq \mathbb{R}^n$ is o-minimal, then the dimension of the boundary of S is lower than m in \mathbb{R}^n [41, Ch. 4, Corollary 1.10]. Thus, the boundary of S has m -dimensional Lebesgue measure 0, and S is Riemann-measurable. \square

The following corollary is a direct consequence of Theorem 4 and Lemma 5.

Corollary 6. *If $\mathcal{S}_{\sigma,n}(c)$ is definable in an o-minimal theory over \mathbb{R} and $\sigma(M_C) = \sigma(T_P(M_C))$ for all $M_C \in \mathcal{M}_{n,m}$, then*

$$\lim_{m \rightarrow +\infty} \varrho_{\sigma,n,m}(c) = \rho_{\sigma,n}(c). \quad (21)$$

It is easy to verify that $\sigma(M_C) = \sigma(T_P(M_C))$ holds for Cohen’s κ and IA . Since, as pointed out in this section, $\mathcal{S}_{\sigma,n}(c)$ is an o-minimal set for the same agreement measures, Corollary 6’s thesis holds for them.

Figure 5 shows the estimated errors in approximating $\varrho_{\sigma,n,m}(c)$ by $\rho_{\sigma,n}(c)$ as m changes for σ among Cohen’s κ and IA . As expected, the difference between the two indices decreases as m increases. However, when the data set consists of 10 entries, it exceeds 0.8 and 0.3 for IA and Cohen’s κ , respectively. Thus, if the data set is not large enough, then $\rho_{\sigma,n}(c)$ can not effectively approximate $\varrho_{\sigma,n,m}(c)$.

5 Conclusion

This work introduces a general technique to evaluate the statistical relevance of agreement values. Our proposal does not gauge the meaningfulness of the data set used to build a confusion matrix. It instead evaluates the significativity of an agreement value over a data set once the data set size has been set. We introduced the σ -significativity of c over $n \times n$ confusion matrices that collect m classifications, $\varrho_{\sigma,n,m}(c)$, as the probability of choosing by chance a confusion matrix having an agreement value lower than c . This measure is parametric in the agreement measure σ , the number of classes n , and the size of the data set m . We also define the σ -significativity of c over $n \times n$ probability matrices, $\rho_{\sigma,n}(c)$, as the probability of choosing by chance a probability matrix having an agreement value lower than c . As long as the set of the probability matrices whose agreement value is lower than c , $\mathcal{S}_{\sigma,n}(c)$, is definable in an o-minimal theory, the two σ -significativity converge as m tends to infinity.

The σ -significativity over confusion matrices is computable. However, the asymptotic time complexity of its exact evaluation is so high that it discourages its use. Hence, we suggested a Monte Carlo numerical estimator for it

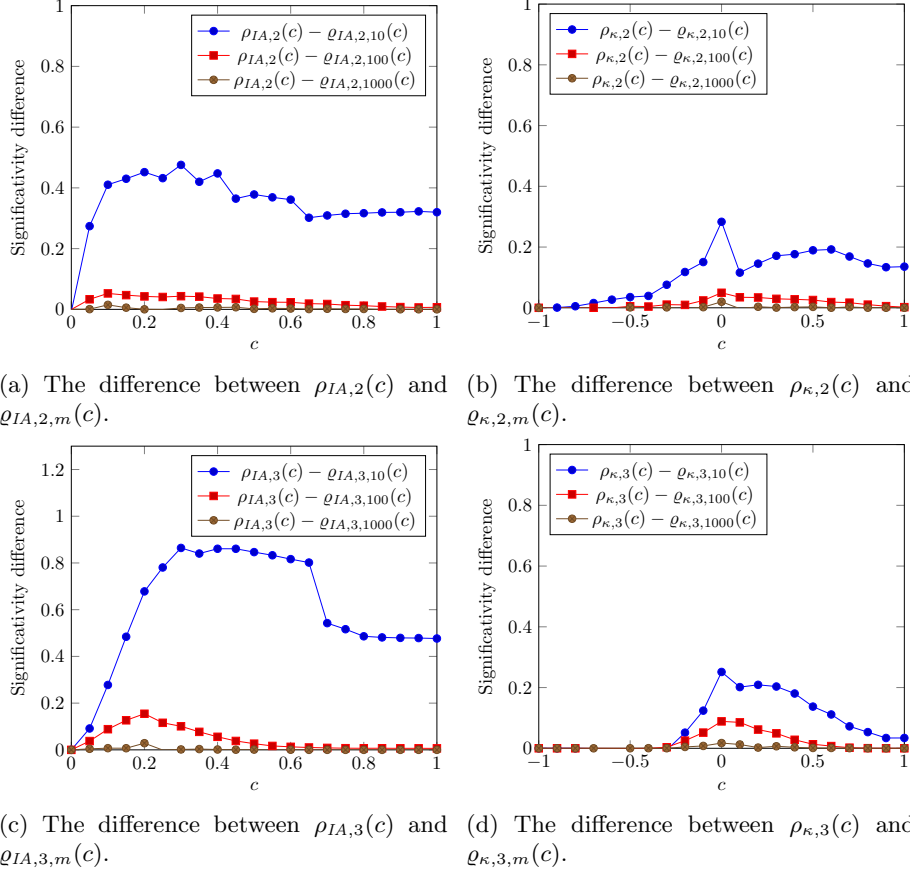


Figure 5: The difference between $\rho_{\sigma,n}(c)$ and $q_{\sigma,n,m}(c)$ for $m \in \{10, 100, 1000\}$ when σ is Cohen's κ and IA .

whose complexity is linear in m and quadratic in n . On the other hand, the σ -significativity over probability matrices depends on σ and, in some cases, it is not analytically computable. We proposed a numerical method, with quadratic time complexity in n , to estimate this index too. The algorithms have been implemented in R package, named **rSignificativity**, which is available on GitHub. This package was used in combination with PGF/TikZ [39] to produce the figures in this manuscript.

The notion of σ -significativity is meant to provide a statistical significance to the agreement values and not to replace them. In this spirit, we plan to investigate the relation between agreement scales, such as the one proposed by Landis and Kock [25], and the σ -significativity. We also plan to use σ -significativity in both AI and clinical domain. For example, in training AI algorithms for medical image classifications, a parametric scale for any agreement value could assess

the consistency between human annotators and algorithmic predictions.

References

- [1] Tom M Apostol. *Mathematical analysis; 2nd ed.* Addison-Wesley series in mathematics. Addison-Wesley, Reading, MA, 1974.
- [2] David Blackman and Sebastiano Vigna. Scrambled linear pseudorandom number generators. *ACM Trans. Math. Softw.*, 47(4), September 2021.
- [3] Miklós Bóna. *A walk through combinatorics: An introduction to enumeration and graph theory, second edition.* World Scientific Publishing Company, Chennai, India, 4th edition, 2016.
- [4] Stephen Boyd and Lieven Vandenbergh. *Convex optimization.* Cambridge university press, Cambridge, UK, 2004.
- [5] Alberto Casagrande, Francesco Fabris, and Rossano Girometti. Beyond kappa: an informational index for diagnostic agreement in dichotomous and multivalued ordered-categorical ratings. *Medical and Biological Engineering and Computing*, 58:3089–3099, 2020.
- [6] Alberto Casagrande, Francesco Fabris, and Rossano Girometti. Extending information agreement by continuity. In *2020 IEEE International Conference on Bioinformatics and Biomedicine (BIBM)*, pages 1432–1439, 2020.
- [7] Alberto Casagrande, Francesco Fabris, and Rossano Girometti. Fifty years of shannon information theory in assessing the accuracy and agreement of diagnostic tests. *Medical & Biological Engineering & Computing*, 60(4):941–955, 2022.
- [8] Alberto Casagrande, Francesco Fabris, and Rossano Girometti. An information-oriented paradigm in evaluating accuracy and agreement in radiology. *European Radiology Experimental*, 7(1):1–7, 2023.
- [9] Alberto Casagrande, Francesco Fabris, and Rossano Girometti. A prevalence-robust measure of diagnostic test performance. *Network Modeling Analysis in Health Informatics and Bioinformatics*, 14(1):12, 2024.
- [10] Jacob Cohen. A coefficient of agreement for nominal scales. *Educational and Psychological Measurement*, 20:37–46, 1960.
- [11] Jacob Cohen. Weighted kappa: Nominal scale agreement with provision for scaled disagreement or partial credit. *Psychological bulletin*, 70(4):213–220, October 1968.
- [12] Tomas H. Cormen, Charles E. Leiserson, Ronald L. Rivest, and Clifford Stein. *Introduction to Algorithms.* MIT Press, Cambridge, MA, USA, 4th edition, 2022.

- [13] Luc Devroye. *Non-Uniform Random Variate Generation*. Springer-Verlag, New York, NY, USA, 1986.
- [14] Carl J. D’Orsi, Edward A. Sickles, Ellen B. Mendelson, and Elizabeth A. Morris. *2013 ACR BI-RADS Atlas: Breast Imaging Reporting and Data System*. American College of Radiology, Reston, VA, USA, 2014.
- [15] Aisha Elamin and Suneeta Teckchandani. *Hypoglycemia*, pages 329–338. Springer Nature Singapore, Singapore, 2024.
- [16] R. A. Fisher. On the interpretation of χ^2 from contingency tables, and the calculation of p. *Journal of the Royal Statistical Society*, 85(1):87–94, 1922.
- [17] Ronald Aylmer Fisher. *Statistical methods for research workers*. Oliver & Boyd, Edinburgh, UK, 1925.
- [18] J.L. Fleiss, B. Levin, and M.C. Paik. *Statistical Methods for Rates and Proportions*. Wiley Series in Probability and Statistics. Wiley&Sons, Hoboken, NJ, USA, 2013.
- [19] Joseph Fleiss. Measuring nominal scale agreement among many raters. *Psychological Bulletin*, 76:378–382, 11 1971.
- [20] Abraham Adolf Fraenkel and Yehoshua Bar-Hillel. *Foundations of Set Theory*. North-Holland Pub. Co, Amsterdam, 1958.
- [21] Kaiming He, Xiangyu Zhang, Shaoqing Ren, and Jian Sun. Deep residual learning for image recognition. In *2016 IEEE Conference on Computer Vision and Pattern Recognition (CVPR)*, pages 770–778, 2016.
- [22] Geoffrey Hinton, Oriol Vinyals, and Jeff Dean. Distilling the knowledge in a neural network, 2015.
- [23] Lawrence Hubert and Phipps Arabie. Comparing partitions. *Journal of Classification*, 2(1):193–218, 1985.
- [24] Klaus Krippendorff. Reliability in content analysis: Some common misconceptions and recommendations. *Human Communication Research*, 30(3):411–433, 2004.
- [25] J. Richard Landis and Gary G. Koch. The measurement of observer agreement for categorical data. *Biometrics*, 33(1):159–174, 1977.
- [26] Y. Lecun, L. Bottou, Y. Bengio, and P. Haffner. Gradient-based learning applied to document recognition. *Proceedings of the IEEE*, 86(11):2278–2324, 1998.
- [27] Baoqiang Ma, Jiapan Guo, Lisanne V. van Dijk, Johannes A. Langendijk, Peter M.A. van Ooijen, Stefan Both, and Nanna M. Sijtsema. PET and CT based DenseNet outperforms advanced deep learning models for outcome prediction of oropharyngeal cancer. *Radiotherapy and Oncology*, 207:110852, 2025.

- [28] D. J. C. Mackay. *Introduction to Monte Carlo Methods*, pages 175–204. Springer Netherlands, Dordrecht, 1998.
- [29] Makoto Matsumoto and Takuji Nishimura. Mersenne twister: a 623-dimensionally equidistributed uniform pseudo-random number generator. *ACM Trans. Model. Comput. Simul.*, 8(1):3–30, January 1998.
- [30] Quinn McNemar. Note on the sampling error of the difference between correlated proportions or percentages. *Psychometrika*, 12(2):153–157, Jun 1947.
- [31] Nicholas Metropolis and Stanisław Ulam. The Monte Carlo Method. *Journal of the American Statistical Association*, 44(247):335–341, 1949.
- [32] Stefano Monti, Pablo Tamayo, Jill Mesirov, and Todd Golub. Consensus clustering: A resampling-based method for class discovery and visualization of gene expression microarray data. *Machine Learning*, 52(1):91–118, 2003.
- [33] François Panneton, Pierre L’Ecuyer, and Makoto Matsumoto. Improved long-period generators based on linear recurrences modulo 2. *ACM Trans. Math. Softw.*, 32(1):1–16, March 2006.
- [34] Mojżesz Presburger. Über die Vollständigkeit eines gewissen Systems der Arithmetik ganzer Zahlen, in welchem die Addition als einzige Operation hervortritt. In *Comptes Rendus du I congrès de Mathématiciens des Pays Slaves, Warszawa*, pages 92–101, 1929.
- [35] William A. Scott. Reliability of content analysis: the case of nominal scale coding. *Public Opinion Quarterly*, 19(3):321–325, 01 1955.
- [36] Patrick E. Shrout and Joseph L. Fleiss. Intraclass correlations: Uses in assessing rater reliability. *Psychological Bulletin*, 86(2):420–428, 3 1979.
- [37] Patrick Speissegger. The Pfaffian closure of an o-minimal structure. *Journal für die reine und angewandte Mathematik*, 1999(508):189–211, 1999.
- [38] P. Stein. A note on the volume of a simplex. *The American Mathematical Monthly*, 73(3):299–301, 1966.
- [39] Till Tantau. *The PGF and TikZ package: Manual for version 3.1.5*. Institute for Theoretical Computer Science, Universität zu Lübeck, 2018.
- [40] Alfred Tarski. *A Decision Method for Elementary Algebra and Geometry*. University of California Press, Oakland, CA, USA, 1951.
- [41] Lou P. D. van den Dries. *Tame Topology and O-minimal Structures*. London Mathematical Society Lecture Note Series. Cambridge University Press, Cambridge, UK, 1998.

- [42] Jeffrey C. Weinreb, Jelle O. Barentsz, Peter L. Choyke, Francois Cornud, Masoom A. Haider, Katarzyna J. Macura, Daniel Margolis, Mitchell D. Schnall, Faina Shtern, Clare M. Tempny, Harriet C. Thoeny, and Sadna Verma. PI-RADS Prostate Imaging – Reporting and Data System: 2015, version 2. *European Urology*, 69(1):16–40, 2016.
- [43] G. Udny Yule. On the methods of measuring association between two attributes. *Journal of the Royal Statistical Society*, 75(6):579–652, 1912.

A Proof of Theorem 4

While the function T_P maps any confusion matrix into a probability matrix, some probability matrices do not correspond to any confusion matrix because T_P is not bijective. It is easy to see that, for any confusion matrix $M_C \in \mathbb{N}^{n \times n}$, $T_P(M_C) \in \mathbb{Q}^{n \times n}$. Thus, the probability matrices with some irrational components are not images of any confusion matrix.

Let $\mathcal{P}_{n,m}$ be the set of probability matrices corresponding to a $n \times n$ confusion matrix whose components sum up to m , i.e.,

$$\mathcal{P}_{n,m} \stackrel{\text{def}}{=} T_P(\mathcal{M}_{n,m}). \quad (22)$$

Since $\gamma : \Delta^{(n^2-1)} \rightarrow \mathcal{P}_n$ is bijective, we can also define the set

$$\mathcal{C}_{m,n^2}^* \stackrel{\text{def}}{=} \gamma^{-1}(\mathcal{P}_{n,m}). \quad (23)$$

By construction, $\mathcal{P}_{n,m}$ is a set of $n \times n$ rational probability matrices (see Eq. 4), i.e., $\mathcal{P}_{n,m} \subset \mathcal{P}_n \cap \mathbb{Q}^{n \times n}$. Hence, $\mathcal{C}_{m,n^2}^* = \gamma^{-1}(\mathcal{P}_{n,m}) \subset \gamma^{-1}(\mathcal{P}_n) = \Delta^{(n^2-1)}$ and $\pi(\mathcal{C}_{m,n^2}^*) = \pi(\Delta^{(n^2-1)})$. It is worth to notice that both $\mathcal{P}_{n,m}$ and \mathcal{C}_{m,n^2}^* have finite cardinalities because $T_P : \mathcal{M}_{n,m} \rightarrow \mathcal{P}_{n,m}$ and $\gamma : \mathcal{P}_n \rightarrow \mathcal{C}_{m,n^2}^*$ are bijective. In particular, $|\mathcal{C}_{m,n^2}^*| = |\mathcal{P}_{n,m}| = |\mathcal{M}_{n,m}| = |\mathcal{C}_{m,n^2}| = \binom{m+n^2-1}{m}$.

The matrices in $\mathcal{P}_{n,m}$ correspond to evenly spread points in $\pi(\Delta^{(n^2-1)})$. These points induce a uniform grid with cell side length $1/m$ such that each of the cells included in $\pi(\Delta^{(n^2-1)})$ contains one of the points.

Lemma 7. *The smallest distance between two distinct vectors in $\pi(\mathcal{C}_{m,n^2}^*)$ is $1/m$. Moreover, if $y, y' \in \pi(\mathcal{C}_{m,n^2}^*)$ and $\|y - y'\| = 1/m$, then all the components of $y - y'$, but one equal 0.*

Proof. By construction, any point $\gamma(\mathcal{C}_{n,m})$ has the form $\langle \frac{c_1}{m}, \dots, \frac{c_{n^2-1}}{m} \rangle$ with $c_i \in \mathbb{N}$ and $\sum_{i=1}^{n^2-1} c_i \leq m$. It follows that $c_i \in [1, m]$ for any $i \in [1, n^2 - 1]$.

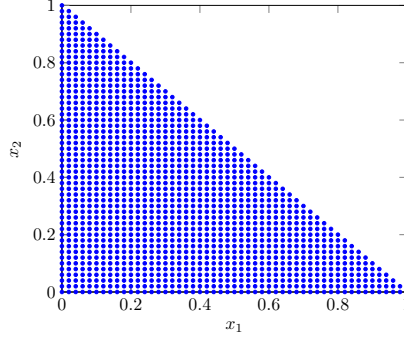


Figure 6: A 2-dimensional projection of the points in $\pi(\mathcal{C}_{2,50}^*)$ (the blue set). The points are evenly spread inside $\pi(\Delta^3)$. The minimal distance between two distinct points $x, x' \in \pi(\mathcal{C}_{2,50}^*)$ is $1/50$.

If $y = \left\langle \frac{c_1}{m}, \dots, \frac{c_{n^2-1}}{m} \right\rangle$ and $y' = \left\langle \frac{c'_1}{m}, \dots, \frac{c'_{n^2-1}}{m} \right\rangle$, then

$$\|y - y'\| = \sqrt{\sum_{j=1}^{n^2-1} \left(\frac{c_j}{m} - \frac{c'_j}{m} \right)^2} = \sqrt{\frac{1}{m^2} \sum_{j=1}^{n^2-1} (c_j - c'_j)^2} = \frac{1}{m} \sqrt{\sum_{j=1}^{n^2-1} (c_j - c'_j)^2}$$

Hence, $y \neq y'$ if and only if $c_j \neq c'_j$ for some $j \in [1, n^2 - 1]$. Since both c_j and c'_j are natural numbers, if $c_j \neq c'_j$, then $|c_j - c'_j| \geq 1$ and $(c_j - c'_j)^2 \geq 1$. Thus,

$$\|y - y'\| = \frac{1}{m} \sqrt{\sum_{j=1}^{n^2-1} (c_j - c'_j)^2} \geq \frac{1}{m} \sqrt{k},$$

where k is the number of indices $j \in [1, n^2 - 1]$ such that $c_j \neq c'_j$, i.e., $k \stackrel{\text{def}}{=} |D|$ where $D \stackrel{\text{def}}{=} \{j \in [1, n^2 - 1] \mid c_j \neq c'_j\}$. It follows that the minimum of $\|y - y'\|$ for $y \neq y'$ equals $1/m$. Moreover, if $\|y - y'\| = 1/m$, then $k = 1$, i.e., $1 = |D|$. Hence, $|[1, n^2 - 1] \setminus D| = n^2 - 2$ and $c_j = c'_j$ for all $j \in [1, n^2 - 1] \setminus D$. As a consequence, $c_j - c'_j = 0$ for $n^2 - 2$ different indices $j \in [1, n^2 - 1] \setminus D$ and $|c_j - c'_j| = 1$ for the only $j \in D$. \square

Let $\mathcal{R}_{\sigma,n,m}^*(c)$ be the subset of the probability matrices in $\mathcal{S}_{\sigma,n}(c)$ that correspond to a $n \times n$ confusion matrix with m tests, i.e.,

$$\mathcal{R}_{\sigma,n,m}^*(c) \stackrel{\text{def}}{=} \mathcal{S}_{\sigma,n}(c) \cap \mathcal{C}_{m,n^2}^*. \quad (24)$$

Lemma 8. *Let σ such that $\sigma(M_C) = \sigma(T_P(M_C))$ for all $M_C \in \mathcal{M}_{n,m}$. The sets $\mathcal{R}_{\sigma,n,m}^*(c)$ and $\mathcal{R}_{\sigma,n,m}(c)$ have the same cardinality.*

Proof. Since $\mathcal{R}_{\sigma,n,m}^*(c) \stackrel{\text{def}}{=} \mathcal{S}_{\sigma,n}(c) \cap \mathcal{C}_{m,n^2}^*$,

$$\begin{aligned} |\mathcal{R}_{\sigma,n,m}^*(c)| &= |\mathcal{S}_{\sigma,n}(c) \cap \mathcal{C}_{m,n^2}^*| \\ &= \left| \left\{ x \in \Delta^{(n^2-1)} \mid \sigma(\gamma(x)) < c \right\} \cap \mathcal{C}_{m,n^2}^* \right| \\ &= \left| \left\{ x \in \mathcal{C}_{m,n^2}^* \mid \sigma(\gamma(x)) < c \right\} \right|. \end{aligned}$$

Moreover

$$\begin{aligned} |\mathcal{R}_{\sigma,n,m}^*(c)| &= \left| \left\{ x \in \mathcal{C}_{m,n^2}^* \mid \sigma(\gamma(x)) < c \right\} \right| \\ &= \left| \left\{ x \in \gamma^{-1}(\mathcal{P}_{n,m}) \mid \sigma(\gamma(x)) < c \right\} \right| \end{aligned}$$

because $\mathcal{C}_{m,n^2}^* \stackrel{\text{def}}{=} \gamma^{-1}(\mathcal{P}_{n,m})$. Hence,

$$\begin{aligned} |\mathcal{R}_{\sigma,n,m}^*(c)| &= \left| \left\{ x \in \gamma^{-1}(\mathcal{P}_{n,m}) \mid \sigma(\gamma(x)) < c \right\} \right| \\ &= \left| \left\{ M_P \in \mathcal{P}_{n,m} \mid \sigma(M_P) < c \right\} \right| \\ &= \left| \left\{ M_P \in T_P(\mathcal{M}_{n,m}) \mid \sigma(M_P) < c \right\} \right| \end{aligned}$$

because $\gamma : P_n \rightarrow \Delta^{(n^2-1)}$ is bijective and $\mathcal{P}_{n,m} \stackrel{\text{def}}{=} T_P(\mathcal{M}_{n,m})$.

Since $T_P : \mathcal{M}_{n,m} \rightarrow \mathcal{P}_{n,m}$ is bijective,

$$\begin{aligned} |\mathcal{R}_{\sigma,n,m}^*(c)| &= \left| \left\{ M_P \in T_P(\mathcal{M}_{n,m}) \mid \sigma(M_P) < c \right\} \right| \\ &= \left| \left\{ M_C \in \mathcal{M}_{n,m} \mid \sigma(T_P(M_C)) < c \right\} \right|. \end{aligned}$$

However,

$$\begin{aligned} |\mathcal{R}_{\sigma,n,m}^*(c)| &= \left| \left\{ M_C \in \mathcal{M}_{n,m} \mid \sigma(T_P(M_C)) < c \right\} \right| \\ &= \left| \left\{ M_C \in \mathcal{M}_{n,m} \mid \sigma(M) < c \right\} \right| \end{aligned}$$

because $\sigma(T_P(M)) = \sigma(M)$ for any $M_C \in \mathcal{M}_{n,m}$.

Finally,

$$\begin{aligned} |\mathcal{R}_{\sigma,n,m}^*(c)| &= \left| \left\{ M_C \in \mathcal{M}_{n,m} \mid \sigma(M) < c \right\} \right| \\ &= \left| \left\{ M_C \in \gamma^{-1}(\mathcal{C}_{n,m}) \mid \sigma(M_C) < c \right\} \right| \\ &= \left| \left\{ x \in \mathcal{C}_{n,m} \mid \sigma(\gamma(x)) < c \right\} \right| \\ &= |\mathcal{R}_{\sigma,n,m}(c)|. \end{aligned}$$

Thus, the thesis holds. \square

Lemma 9. *If $A \subseteq \Delta^{(n^2-1)}$ is Riemann-measurable in dimension $n^2 - 1$, then*

$$V(A) = \lim_{m \rightarrow +\infty} \frac{1}{m^{n^2-1}} |A \cap \pi(\mathcal{C}_{m,n^2}^*)| \quad (25)$$

Proof. Let us consider the $(n^2 - 1)$ -dimensional grid of $[0, 1]^{n^2 - 1}$ having the cells

$$Q_{c_1, \dots, c_{n^2-1}} \stackrel{\text{def}}{=} \prod_{i=1}^{n^2-1} \left[\frac{2c_i - 1}{2m}, \frac{2c_i + 1}{2m} \right] \quad (26)$$

where $c_i \in [0, m]$ for any $i \in [1, n^2 - 1]$. Every cell $Q_{c_1, \dots, c_{n^2-1}}$ has Lebesgue measure $1/m^{n^2-1}$ and its interior, $(Q_{c_1, \dots, c_{n^2-1}})^\circ$, contains $\langle c_1/m, \dots, c_{n^2-1}/m \rangle$.

Since $T_P(\mathcal{M}_{n,m}) = \mathcal{P}_{n,m}$, $\gamma(\mathcal{C}_{m,n^2}) = \mathcal{M}_{n,m}$, and $\mathcal{C}_{m,n^2}^* = \gamma^{-1}(\mathcal{P}_{n,m})$, the vector $\langle c_1, \dots, c_{n^2-1} \rangle$ belongs to $\pi(\mathcal{C}_{m,n^2})$ if and only if $\pi(\mathcal{C}_{m,n^2}^*)$ contains $\langle c_1/m, \dots, c_{n^2-1}/m \rangle$. Moreover, the maximal distance between the vector $\langle c_1/m, \dots, c_{n^2-1}/m \rangle$ and any point on the border of $Q_{c_1, \dots, c_{n^2-1}}$ is $1/(\sqrt{2}m)$, and Lemma 7 proves that the minimal distance between two distinct vectors in $\pi(\mathcal{C}_{m,n^2}^*)$ is $1/m$. Hence, $\langle c_1, \dots, c_{n^2-1} \rangle \in \pi(\mathcal{C}_{m,n^2})$ if and only if the set $Q_{c_1, \dots, c_{n^2-1}} \cap \pi(\mathcal{C}_{m,n^2}^*)$ is the singleton $\{\langle c_1/m, \dots, c_{n^2-1}/m \rangle\}$. Moreover, $\langle c_1, \dots, c_{n^2-1} \rangle \notin \pi(\mathcal{C}_{m,n^2})$ if and only if $Q_{c_1, \dots, c_{n^2-1}} \cap \pi(\mathcal{C}_{m,n^2}^*) = \emptyset$.

For any set Riemann-measurable set $A \subseteq \pi(\Delta^{(n^2-1)})$, we can define the union, $\bar{J}(A, m)$, of the cells $Q_{c_1, \dots, c_{n^2-1}}$ that are not disjoint from A , i.e.,

$$\bar{J}(A, m) \stackrel{\text{def}}{=} \bigcup_{A \cap Q_{c_1, \dots, c_{n^2-1}} \neq \emptyset} Q_{c_1, \dots, c_{n^2-1}}.$$

The interior of $\bar{J}(A, m)$ over-approximates A , i.e., $(\bar{J}(A, m))^\circ \supseteq A$.

Since every cell $Q_{c_1, \dots, c_{n^2-1}}$ has Lebesgue measure $1/m^{n^2-1}$ and contains exactly one of the vectors in $\pi(\mathcal{C}_{m,n^2}^*)$, the Lebesgue measure of $\bar{J}(A, m)$ is $1/m^{n^2-1}$ multiplied by the number of vectors in $\pi(\mathcal{C}_{m,n^2}^*) \cap \bar{J}(A, m)$, i.e.,

$$V(\bar{J}(A, m)) = \frac{1}{m^{n^2-1}} \sum_{A \cap Q_{c_1, \dots, c_{n^2-1}} \neq \emptyset} 1 = \frac{1}{m^{n^2-1}} |\bar{J}(A, m) \cap \pi(\mathcal{C}_{m,n^2}^*)|.$$

Since $\bar{J}(A, m) \supseteq A$, $A \cap \pi(\mathcal{C}_{m,n^2}^*)$ is a subset of $\bar{J}(A, m) \cap \pi(\mathcal{C}_{m,n^2}^*)$ and $V(\bar{J}(A, m)) \geq 1/m^{n^2-1} |A \cap \pi(\mathcal{C}_{m,n^2}^*)|$.

Analogously, the union, $\underline{J}(A, m)$, of the cells $Q_{c_1, \dots, c_{n^2-1}}$ that are subsets of the interior of A , i.e.,

$$\underline{J}(A, m) \stackrel{\text{def}}{=} \bigcup_{(A)^\circ \subseteq Q_{c_1, \dots, c_{n^2-1}}} Q_{c_1, \dots, c_{n^2-1}},$$

then $\underline{J}(A, m)$ under-approximates A , i.e., $\underline{J}(A, m) \subseteq A$.

Since $(Q_{c_1, \dots, c_{n^2-1}})^\circ$ contains $\langle c_1/m, \dots, c_{n^2-1}/m \rangle$, the Lebesgue measure of $\underline{J}(A, m)$ is $1/m^{n^2-1}$ multiplied by the number of vectors in $\pi(\mathcal{C}_{m,n^2}^*)$ that also

belong to $\underline{J}(A, m)$, i.e.,

$$V(\underline{J}(A, m)) = \frac{1}{m^{n^2-1}} \sum_{(A)^\circ \subseteq Q_{c_1, \dots, c_{n^2-1}}} 1 = \frac{1}{m^{n^2-1}} |\underline{J}(A, m) \cap \pi(\mathcal{C}_{m, n^2}^*)|.$$

Since $\underline{J}(A, m) \subseteq A$, $\underline{J}(A, m) \cap \pi(\mathcal{C}_{m, n^2}^*)$ is a subset of $A \cap \pi(\mathcal{C}_{m, n^2}^*)$ and $V(\underline{J}(A, m)) \leq 1/m^{n^2-1} |A \cap \pi(\mathcal{C}_{m, n^2}^*)|$.

We know that $\underline{J}(A, m) \subseteq A \subseteq (\bar{J}(A, m))^\circ$. Thus, $V(\underline{J}(A, m)) \leq V(A) \leq V(\bar{J}(A, m))$. As a consequence,

$$V(\underline{J}(A, m)) \leq \frac{1}{m^{n^2-1}} |A \cap \pi(\mathcal{C}_{m, n^2}^*)| \leq V(\bar{J}(A, m)). \quad (27)$$

However, $\lim_{m \rightarrow +\infty} V(\underline{J}(A, m)) = \lim_{m \rightarrow +\infty} V(\bar{J}(A, m))$ because A is Riemann-measurable. From the squeeze theorem, it follows that

$$V(A) = \lim_{m \rightarrow +\infty} \frac{1}{m^{n^2-1}} |A \cap \pi(\mathcal{C}_{m, n^2}^*)|. \quad (28)$$

Hence, the thesis holds. \square

We are now ready to prove Theorem 4.

Proof. Since $\mathcal{S}_{\sigma, n}(c)$ and \mathcal{C}_{m, n^2}^* are subsets of $\Delta^{(n^2-1)}$, and since π is bijective,

$$\pi(\mathcal{S}_{\sigma, n}(c)) \cap \pi(\mathcal{C}_{m, n^2}^*) = \pi(\mathcal{S}_{\sigma, n}(c) \cap \mathcal{C}_{m, n^2}^*)$$

Hence,

$$\begin{aligned} V(\pi(\mathcal{S}_{\sigma, n}(c))) &= \lim_{m \rightarrow +\infty} \frac{1}{m^{n^2-1}} |\pi(\mathcal{S}_{\sigma, n}(c)) \cap \pi(\mathcal{C}_{m, n^2}^*)| \\ &= \lim_{m \rightarrow +\infty} \frac{1}{m^{n^2-1}} |\pi(\mathcal{S}_{\sigma, n}(c) \cap \mathcal{C}_{m, n^2}^*)| \\ &= \lim_{m \rightarrow +\infty} \frac{1}{m^{n^2-1}} |\pi(\mathcal{R}_{\sigma, n, m}^*(c))| \\ &= \lim_{m \rightarrow +\infty} \frac{1}{m^{n^2-1}} |\mathcal{R}_{\sigma, n, m}^*(c)| \end{aligned}$$

because of Lemma 9 and Eq. 24.

However,

$$\pi(\Delta^{(n^2-1)}) \cap \pi(\mathcal{C}_{m, n^2}^*) = \pi(\mathcal{C}_{m, n^2}^*)$$

because $\mathcal{C}_{m, n^2}^* \subseteq \Delta^{(n^2-1)}$ and because π is bijective. Thus,

$$V(\pi(\Delta^{(n^2-1)})) = \lim_{m \rightarrow +\infty} \frac{1}{m^{n^2-1}} |\pi(\mathcal{C}_{m, n^2}^*)| = \lim_{m \rightarrow +\infty} \frac{1}{m^{n^2-1}} |\mathcal{C}_{m, n^2}^*|$$

because of Lemma 9. It follows that

$$\rho_{\sigma,n}(c) = \frac{V(\mathcal{S}_{\sigma,n}(c))}{V(\Delta^{(n^2-1)})} = \frac{\lim_{m \rightarrow +\infty} \frac{1}{m^{n^2-1}} |\mathcal{R}_{\sigma,n,m}^*(c)|}{\lim_{m \rightarrow +\infty} \frac{1}{m^{n^2-1}} |\mathcal{C}_{m,n^2}^*|} = \lim_{m \rightarrow +\infty} \frac{|\mathcal{R}_{\sigma,n,m}^*(c)|}{|\mathcal{C}_{m,n^2}^*|}.$$

Since $|\mathcal{C}_{m,n^2}^*| = |\mathcal{C}_{m,n^2}|$,

$$\rho_{\sigma,n}(c) = \lim_{m \rightarrow +\infty} \frac{|\mathcal{R}_{\sigma,n,m}^*(c)|}{|\mathcal{C}_{m,n^2}^*|} = \lim_{m \rightarrow +\infty} \frac{|\mathcal{R}_{\sigma,n,m}(c)|}{|\mathcal{C}_{m,n^2}|} = \lim_{m \rightarrow +\infty} \varrho_{\sigma,n,m}(c).$$

because of Lemma 8 and Eq. 5. □