

## FRB cosmology with the RM-PRS Luminosity Correlation

RAN GAO <sup>1,2</sup> HE GAO <sup>1,2</sup> ZHENGXIANG LI <sup>1,2</sup> AND YUAN-PEI YANG <sup>3,4</sup>

<sup>1</sup>*Institute for Frontiers in Astronomy and Astrophysics, Beijing Normal University, Beijing 102206, China*

<sup>2</sup>*School of Physics and Astronomy, Beijing Normal University, Beijing 100875, China*

<sup>3</sup>*South-Western Institute for Astronomy Research, Yunnan University, Kunming, Yunnan 650504, China*

<sup>4</sup>*Purple Mountain Observatory, Chinese Academy of Sciences, Nanjing, 210023, China*

### ABSTRACT

Fast Radio Bursts (FRBs) have emerged as a powerful tool for cosmological studies, particularly through the dispersion measure–redshift ( $DM - z$ ) relation. This work proposes a novel calibration method for FRBs using the Yang-Li-Zhang (YLZ) empirical relation, which links the rotation measure (RM) of FRBs to the luminosity of their associated persistent radio sources (PRS). We demonstrate that this approach provides independent constraints on cosmological parameters, bypassing limitations inherent to traditional  $DM - z$  method. Utilizing the current sample of four YLZ-calibrated FRBs, we derive a Hubble constant measurement of  $H_0 = 86.18^{+18.03}_{-14.99}$  km s<sup>-1</sup> Mpc<sup>-1</sup> (68% CL). Monte Carlo simulations indicate that a future catalog of 400 FRB-PSR systems could reduce the relative uncertainty of  $H_0$  to 4.5%. Combining YLZ-calibrated FRBs with  $DM - z$  sample reveals critical synergies: joint analysis of equalized samples ( $N = 100$  for both methods) reduces the relative uncertainty of  $H_0$  to 2.9%, mainly because the incorporation of PRS observations substantially mitigates the degeneracy between the parameters such as IGM baryon mass fraction ( $f_{\text{IGM}}$ ) and other cosmological parameters inherent to the  $DM - z$  relation.

### 1. INTRODUCTION

Fast radio bursts (FRBs) are high-energy astrophysical phenomena characterized by millisecond-duration radio transients (Lorimer et al. 2007; Thornton et al. 2013; Cordes & Chatterjee 2019; Xiao et al. 2021; Petroff et al. 2022; Zhang 2023). Their extragalactic origin (Tendulkar et al. 2017a) and high all-sky event rate (Champion et al. 2016), and some unique observational features ensure them the potential of being powerful astrophysical and cosmological probes (Bhandari & Flynn 2021; Wu & Wang 2024).

The dispersion measure (DM) can be precisely obtained for burst-like radio signals, e.g. FRBs, by measuring the frequency dependence of arrival time and is theoretically defined as the integral of the column density of free electrons ( $n_e$ ) along the line of sight,

$DM = \int n_e dl$  (pc cm<sup>-3</sup>). Obviously, the magnitude of this quantity depends on both the electron distribution along the line of sight and the distance of the source. Therefore, FRB DM observations have been extensively proposed as a robust probe for investigating the intervening environments, such as censusing baryons in the Universe (McQuinn 2014; Deng & Zhang 2014; Zheng et al. 2014; Macquart et al. 2020) and exploring the epoches of hydrogen and helium reionization (Caleb et al. 2019; Beniamini et al. 2021). Meanwhile, similar to a distance indicator, DMs of FRBs have also been widely used to study the cosmic expansion rate and probe the nature of dark energy (Gao et al. 2014; Zhou et al. 2014; Walters et al. 2018; Kumar & Linder 2019; Hagstotz et al. 2022; James et al. 2022; Kalita et al. 2025; Gao et al. 2024; Wu et al. 2022; Wang et al. 2025). However, almost all these available cosmological implications inferred from observed DMs of FRBs are significantly limited by the intrinsic degeneracies between parameters for calculating the intergalactic budget and the large uncertainties of the host galaxy DM contributions.

The rotation measure (RM), quantifying Faraday rotation induced by magnetized plasma, defined as  $RM =$

[gaohe@bnu.edu.cn](mailto:gaohe@bnu.edu.cn)

[zxli918@bnu.edu.cn](mailto:zxli918@bnu.edu.cn)

[yppyang@ynu.edu.cn](mailto:yppyang@ynu.edu.cn)

$-0.81 \int n_e [B_{\parallel}/\mu\text{G}] dl$  ( $\text{rad m}^{-2}$ ), where  $B_{\parallel}$  is the magnetic field strength along the line of sight. Currently, four repeating FRB sources—FRB 20121102A (Chat-  
terjee et al. 2017; Marcote et al. 2017), FRB 20190520B (Niu et al. 2022), FRB 20201124A (Bruni et al. 2024), and FRB 20240114A (Bruni et al. 2024)—have been associated with persistent radio sources (PRS), and two PRS candidates (20181030A-S1 and 20190417A-S) were reported by Ibik et al. (2024). These PRSs are spatially coincident with the FRB sources, and they have a specific luminosity of  $10^{27} - 10^{29} \text{ erg s}^{-1} \text{ Hz}^{-1}$  and a non-thermal radiation spectra at  $\sim (1 - 100) \text{ GHz}$ . The associated PRSs reveal a dense and magnetized environment in the vicinity of the FRB sources, producing synchrotron radiation by relativistic electrons that make up a significant fraction of the environment (Yang et al. 2016; Murase et al. 2016; Dai et al. 2017; Metzger et al. 2017; Margalit & Metzger 2018; Bhattacharya et al. 2024; Minhajur Rahaman et al. 2025).

These FRB sources associated with PRSs exhibit exceptionally high RM magnitudes (see Table 1 for observational parameters). Yang et al. (2020, 2022) suspected that all repeaters may have an associated synchrotron-emitting PRS, but only those repeaters with dense and highly magnetized environments (and thus large RM) could be detected. This environmental dependence suggests a correlation between PRS luminosity  $L_{\nu, \text{max}}$  and  $|\text{RM}|$  (henceforth called YLZ relation), potentially enabling FRB-PRS systems to serve as standardized candles analogous to Type Ia supernovae.

YLZ relation reads (Yang et al. 2020, 2022)

$$L_{\nu, \text{max}} = \frac{64\pi^3}{27} \zeta_e \gamma_{\text{th}}^2 m_e c^2 R^2 |\text{RM}| \simeq 5.7 \times 10^{28} \text{ erg s}^{-1} \text{ Hz}^{-1} \times \zeta_e \gamma_{\text{th}}^2 \left( \frac{|\text{RM}|}{10^4 \text{ rad m}^{-2}} \right) \left( \frac{R}{10^{-2} \text{ pc}} \right)^2, \quad (1)$$

where  $\gamma_{\text{th}}$  is a typical Lorentz factor defined by  $\gamma_{\text{th}}^2 \equiv \int n_e(\gamma) d\gamma / \int [n_e(\gamma)/\gamma^2] d\gamma$  with  $n_e(\gamma)$  as the differential distribution of electrons and  $n_{e,0}$  as the total electron number density (Bruni et al. 2024),  $\zeta_e \sim \gamma_{\text{obs}} n_e(\gamma_{\text{obs}})/n_{e,0}$  is the electron fraction that generates synchrotron emission in the GHz band,  $\gamma_{\text{obs}} \sim (2\pi m_e c \nu_{\text{obs}}/eB)^{1/2}$  is the electron Lorentz factor corresponding to the observed frequency  $\nu_{\text{obs}} \sim 1 \text{ GHz}$ ,  $B$  is the magnetic field strength at the PRS-RM region, and  $R$  is the radius of the region that contributes to the PRS and the RM.

This work systematically investigates the constraining power of FRB-PRS systems on the cosmological parameters. In Section 2, we quantify the standalone parameter estimation capabilities of FRB-PRS systems using observational data and Monte Carlo simulations. Sec-

tion 3 evaluates the enhanced cosmological constraints achieved through the synergy of FRB-PRS observations with the  $\text{DM}_{\text{IGM}} - z$  method. A comprehensive summary and discussion are presented in Section 4.

## 2. PRS-RM COSMOLOGY

In practice, the observed luminosity distance can be obtained from the FRB-PRS system via Eq. 1,

$$D_{\text{L,obs}} = \left( \frac{L_{\nu, \text{max}}}{4\pi F_{\nu, \text{max}}} \right)^{\frac{1}{2}} = \left( \frac{16\pi^2}{27} m_e c^2 \zeta_e \gamma_{\text{th}}^2 \frac{R^2}{F_{\nu, \text{max}}} |\text{RM}| \right)^{\frac{1}{2}}, \quad (2)$$

where the model parameter  $\zeta_e \gamma_{\text{th}}^2 (R/10^{-2} \text{ pc})^2$  is assumed to follow a lognormal distribution, with its mean value being 0 and  $\sigma = \frac{1}{3} \ln(10)$  (see Fig 3 in Bruni et al. (2024) for reference).

In theory, for flat Friedman-Robertson-Walker (FRW) cosmology, the luminosity distance  $D_{\text{L}}$  is given by

$$D_{\text{L,theo}}(z, H_0; \theta) = cH_0^{-1} (1+z) \int_0^z \left( \frac{dz'}{E(z'; \theta)} \right), \quad (3)$$

where  $z$  is the redshift and  $\theta$  are the cosmological model parameters, respectively.

By fitting observational data with theoretical predictions on a distance modulus–redshift relation diagram, cosmological model parameters can be effectively constrained. Here a Gaussian likelihood function is adopted as<sup>1</sup>

$$\mathcal{L}_{\text{RM}, i}(\mu|H_0, \theta, \sigma_{\mu}, z) = \frac{1}{\sqrt{2\pi\sigma_{\mu}^2}} \exp\left( \frac{\mu_{\text{obs}, i}(F_{\nu, \text{max}}, \text{RM}) - \mu_{\text{theo}, i}(z, H_0, \theta)}{2\sigma_{\mu}^2} \right), \quad (4)$$

where  $\mu_{\text{obs}} = 5 \log(\frac{D_{\text{L,obs}}}{10 \text{ pc}})$ ,  $\mu_{\text{theo}} = 5 \log(\frac{D_{\text{L,theo}}}{10 \text{ pc}})$  and eventually

$$\mathcal{L}_{\text{RM}} = \prod \mathcal{L}_{\text{RM}, i}. \quad (5)$$

Currently, there are four FRBs having a well confirmed PRS association, i.e., FRB20121102A, FRB20190520B, FRB20201124A and FRB20240114A. The specific observed parameters for these four sources are given in Table 1.

We present these four sources on the distance modulus–redshift relation diagram in Fig. 1. Since these four

<sup>1</sup> The total error of distance modulus is  $\sigma_{\mu}^2 = \sigma_{\text{model}}^2 + \sigma_{\mu, \text{obs}}^2$ , where the error for observed distance modulus could be estimated as  $\sigma_{\mu, \text{obs}} = 1.0857 \left[ \left( \frac{\sigma_F}{F} \right)^2 + \left( \frac{\sigma_{\text{RM}}}{\text{RM}} \right)^2 \right]^{\frac{1}{2}}$ . Considering that in general  $\frac{\sigma_F}{F}$  and  $\frac{\sigma_{\text{RM}}}{\text{RM}}$  are small, it is easy to obtain that  $\sigma_{\text{model}}^2 \gg \sigma_{\mu, \text{obs}}^2$ , so we take  $\sigma_{\mu}^2 = \sigma_{\text{model}}^2$  in our work.

**Table 1.** FRB sample with confirmed PRS association

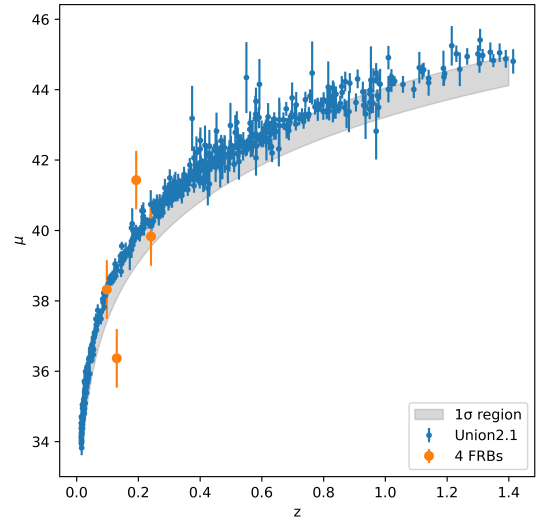
FRB	$F_{\nu, \max}$ ( $\mu\text{Jy}$ )	RM ( $\text{rad m}^{-2}$ )	$z$	References
FRB20121102A	180	$1.4 \times 10^5$	0.19273	1,2,3,4
FRB20190520B	202	$-3.6 \times 10^4$	0.241	5,6
FRB20201124A	20	-889.5	0.0978	7,8
FRB20240114A	46	338.1	0.13	9,10

References:(1) Spitler et al. (2014) (2) Tendulkar et al. (2017b) (3) Marcote et al. (2017) (4) Michilli et al. (2018) (5) Niu et al. (2022) (6) Anna-Thomas et al. (2023) (7) Xu et al. (2022) (8) Bruni et al. (2024) (9) Tian et al. (2024) (10) Bruni et al. (2024)

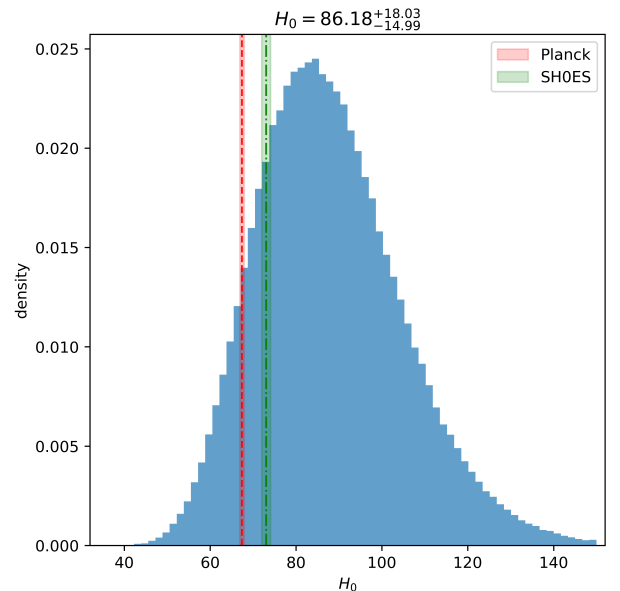
sources are all at low redshift, here we only use them to make constraint on the Hubble constant, by adopting a flat  $\Lambda$ CDM with  $\Omega_m = 0.315$  (Aghanim et al. 2020). The constraint results are shown in Fig. 2, with a specific median value and error as  $H_0 = 86.18^{+18.03}_{-14.99}$ . This result is consistent with both constraints from Cosmic microwave background radiation (CMB) (Aghanim et al. 2020) and the local distance ladder method by SH0ES team (Riess et al. 2022) within the  $2 - \sigma$  confidence level. We demonstrate that even with only four sources, FRBs calibrated via the YLZ relation can already provide meaningful constraints on the Hubble constant, albeit with a relatively large uncertainty in the current constraints.

When interpreting cosmological constraints, we must account for potential systematic uncertainties. One noteworthy factor is the potential contribution of foreground large-scale structure, particularly the intracluster medium (ICM) within galaxy clusters, to observed RM. Current identification of the line-of-sight direction for FRB 20190520B indicates its passage through two galaxy clusters (Lee et al. 2023), and Connor et al. (2023) report the discovery of two other FRB sources (FRB 20220914A and FRB 20220509G) whose host galaxies belong to massive galaxy clusters. Based on the RM values simulated for magnetic fields in clusters by Marinacci et al. (2018) (Figure 17), an error term of approximately  $10 \text{ rad m}^{-2}$  may be introduced into the RM at a distance of 500 kpc from the cluster center. This level of uncertainty does not significantly alter our main results or conclusions.

The population of FRBs with associated persistent radio sources is projected to grow significantly. To rigorously evaluate the cosmological constraining power of such systems in future surveys, we generated a synthetic sample of 400 mock sources through controlled simulations. Considering the observational limit of the PRS,

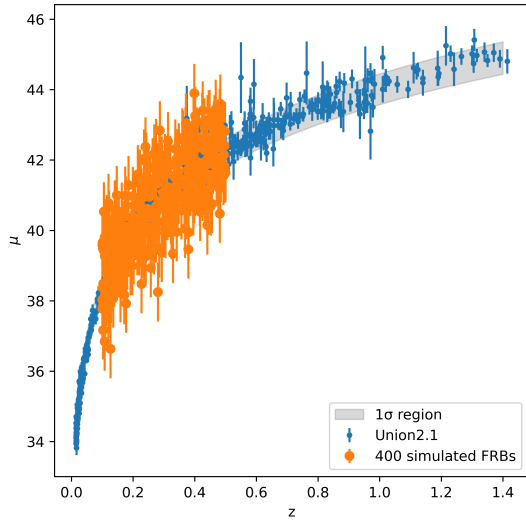


**Figure 1.** Redshift distance modulus plot, orange is the result of the four FRB calculations given above, where the shaded band indicates their constrained  $1\sigma$  confidence region, as a reference blue is the result of union2.1 Suzuki et al. (2012).



**Figure 2.** Probability density function of the Hubble constant derived from four FRB sources. Reference constraints from Planck (Aghanim et al. 2020) and SH0ES (Riess et al. 2022) are indicated by red and green shaded regions.

the parameters in the simulation were set as follows:  $z \sim U(0.1, 0.5)$ ,  $\ln(\zeta_e \gamma_{\text{th}}^2 (R/10^{-2} \text{pc})^2) \sim N(0, 1/3)$  and the cosmological parameters are flat  $\Lambda$ CDM with  $H_0 = 67.36$  and  $\text{km s}^{-1} \text{Mpc}^{-1}$   $\Omega_m = 0.315$  (Aghanim et al.



**Figure 3.** Redshift distance modulus plot, orange is the 400 simulated FRBs, where the shaded band indicates their constrained  $1\sigma$  confidence region, as a reference blue is the result of union2.1 [Suzuki et al. \(2012\)](#).

2020). We show the 400 simulated sources on the distance modulus–redshift relation diagram in Fig. 3. Here we use these mock data to make constraint on both  $H_0$  and  $\Omega_m$ .

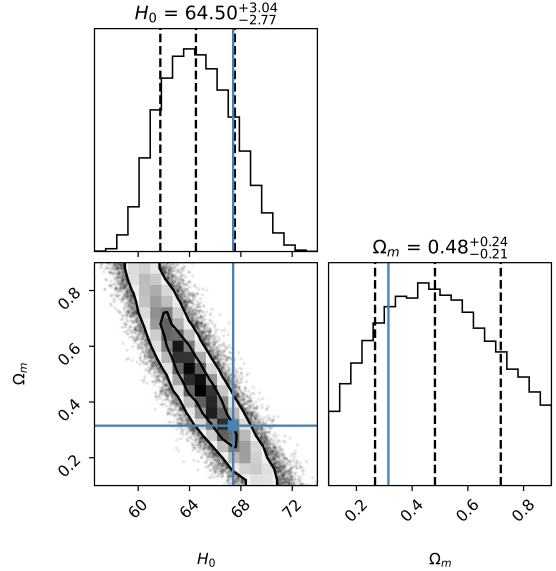
Our results demonstrate that for a sufficiently large sample, FRBs calibrated through the YLZ relation can impose stringent constraints on the Hubble constant, achieving a precision of  $\Delta H_0/H_0 \sim 4.5\%$  in the derived uncertainty. However, if future FRB samples remain confined to the low-redshift regime as hypothesized (e.g.,  $z < 0.5$ ), their ability to constrain  $\Omega_m$  would remain suboptimal, with uncertainties potentially exceeding 50% under current observational priors.

### 3. PRS-RM-DM COSMOLOGY

We have also considered constraining the cosmological parameters by combining both the DM– $z$  relation and the YLZ relation. The total observed DM ( $DM_{\text{obs}}$ ) consists of multiple components: the Milky Way component  $DM_{\text{MW}}$ , the Galactic halo component  $DM_{\text{halo}}$ , the host galaxy component  $DM_{\text{host}}$  and the intergalactic medium component  $DM_{\text{IGM}}$ ,

$$DM_{\text{obs}} = DM_{\text{MW}} + DM_{\text{halo}} + DM_{\text{IGM}} + \frac{DM_{\text{host}}}{1+z}, \quad (6)$$

where  $z$  is the redshift and the units of the DM is  $\text{pc cm}^{-3}$ . For the flat  $\Lambda$ CDM universe, the  $\overline{DM}_{\text{IGM}}$  is



**Figure 4.** Expected joint constraints on the Hubble constant  $H_0$  and the matter density  $\Omega_m$  contribution from 400 simulated FRBs as described in the text.

described as follows ([Gao et al. 2014](#)):

$$\overline{DM}_{\text{IGM}}(z) = \frac{3\Omega_b c H_0 f_{\text{IGM}} (Y_H + \frac{1}{2} Y_P)}{8\pi G m_p} \int_0^z \frac{1+z'}{E(z')} dz', \quad (7)$$

where proton mass is  $m_p = 1.67 \times 10^{-27}$  kg, baryon density  $\Omega_b = 0.0486$ , the fraction of baryons in the IGM is  $f_{\text{IGM}} = 0.85$  ([Koch Ocker et al. 2022](#)) and  $Y_H = \frac{3}{4} Y_P = \frac{1}{4}$  are the mass fractions of hydrogen and helium.

For  $DM_{\text{IGM}}$ , we adopt the widely used likelihood function for estimation ([Macquart et al. 2020](#))

$$p_{\text{cosmic}}(\Delta) = A \Delta^{-\beta} \exp \left[ -\frac{(\Delta^{-\alpha} - C_0)^2}{2\alpha^2 \sigma_{\text{DM}}^2} \right], \Delta > 0, \quad (8)$$

where  $\Delta = DM_{\text{IGM}}/\overline{DM}_{\text{IGM}}$ ,  $\alpha = \beta = 3$  is the same as the value used in [Macquart et al. \(2020\)](#),  $\sigma_{\text{DM}}$  is an effective standard deviation. Here we use the optimal fitting parameters of  $A, C_0, \sigma_{\text{DM}}$  given by the IllustrisTNG cosmological simulation used by [Zhang et al. \(2021\)](#).

For the probability density function of  $DM_{\text{host}}$ , we use the lognormal distribution:

$$p_{\text{host}}(DM_{\text{host}} | \mu_{\text{host}}, \sigma_{\text{host}}) = \frac{1}{\sqrt{2\pi} DM_{\text{host}} \sigma_{\text{host}}} \exp \left( -\frac{(\ln DM_{\text{host}} - \mu_{\text{host}})^2}{2\sigma_{\text{host}}^2} \right). \quad (9)$$

where, according to the results of [Macquart et al. \(2020\)](#), the parameters are adopted as  $e^{\mu_{\text{host}}} = 0.66$ ,  $\sigma_{\text{host}} = 0.42$ , and  $DM_{\text{host}} \rightarrow DM_{\text{host}}/(1+z)$  has been corrected.

Thus we give the general likelihood function:

$$\mathcal{L}_{\text{DM}} = \prod_i^N \int_0^{\text{DM}_{\text{E}, i}} p_{\text{host}, i}(\text{DM}_{\text{host}}) p_{\text{cosmic}, i} d\text{DM}_{\text{host}}, \quad (10)$$

where  $\text{DM}_{\text{E}, i} = \text{DM}_{\text{obs}, i} - \text{DM}_{\text{MW}, i} - \text{DM}_{\text{halo}, i}$

When jointly incorporating both the  $\text{DM}_{\text{IGM}} - z$  relation and the YLZ relation, we construct the combined likelihood function through statistical independence:

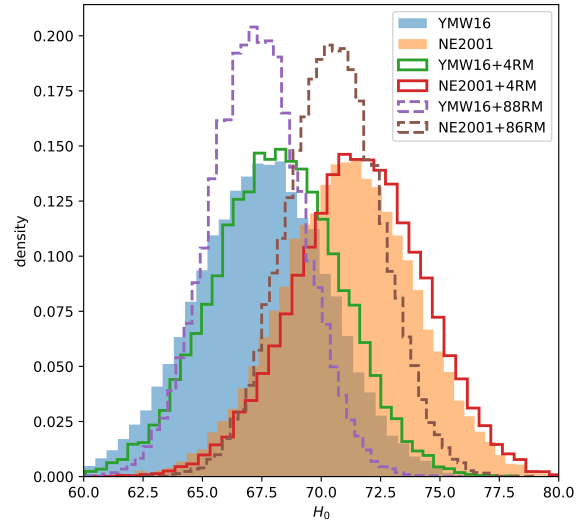
$$\mathcal{L}_{\text{tot}} = \mathcal{L}_{\text{RM}} \times \mathcal{L}_{\text{DM}}. \quad (11)$$

Here we use the FRB-DM data collected by Wang et al. (2025), adopting a fiducial halo contribution  $\text{DM}_{\text{halo}} = 55 \text{ pc cm}^{-3}$ . We first computed cosmological constraints using DM data alone under different Galactic electron density models, i.e., YMW16 model (Yao et al. 2017) and NE2001 model (Cordes & Lazio 2002). Following constraints on galactic halo electron content ( $\text{DM}_{\text{halo}} \in [30, 80] \text{ pc cm}^{-3}$ ) (Zhang 2023), we applied a conservative selection criterion  $\text{DM}_{\text{obs}} - \text{DM}_{\text{MW}} \geq 80 \text{ pc cm}^{-3}$  to ensure robust separation of the intergalactic medium (IGM) contribution. This filtering excluded 6 FRBs in the NE2001 Galactic electron density model and 4 FRBs in the YMW16 model of the initial sample from Wang et al. (2025).

Here we only constrain the Hubble constant, by adopting a flat  $\Lambda$ CDM with  $\Omega_m = 0.315$  (Aghanim et al. 2020). The derived  $H_0$  values are  $67.55^{+2.72}_{-2.81} \text{ km s}^{-1} \text{ Mpc}^{-1}$  and  $71.16^{+2.76}_{-2.80} \text{ km s}^{-1} \text{ Mpc}^{-1}$ . The results are well consistent with what is shown in Wang et al. (2025), which demonstrates that utilizing the  $\text{DM}_{\text{IGM}} - z$  relation alone with a current sample of approximately 100 FRBs can constrain the Hubble constant to a relative uncertainty of 4%. Building on this, we first incorporated a joint cosmological parameter estimation by adding 4 FRBs calibrated through the YLZ relation. However, the limited sample size of YLZ-FRBs only resulted in a slight improvement in constraint precision due to their statistically subdominant contribution.

To explore future prospects, we conducted simulations under the assumption of larger YLZ-FRB samples. To ensure statistical parity between the two probes, we generated a mock YLZ-FRB catalog matching the size of the existing  $\text{DM}_{\text{IGM}} - z$  sample. Critically, the simulated  $H_0$  values were drawn from the posterior distribution derived from the  $\text{DM}_{\text{IGM}} - z$  constraints. This approach minimizes prior-induced bias, enabling a robust evaluation of the joint constraint accuracy.

Our findings indicate that the joint constraints on  $H_0$  from combining both datasets significantly outperform those from either individual sample, achieving a relative uncertainty of  $\Delta H_0/H_0 \sim 2.9\%$  with a combined sam-



**Figure 5.** This figure illustrates the  $H_0$  constraints derived from multi-probe analyses of FRB data. The shaded regions represent PDFs from dispersion measure (DM)-only constraints: blue for the YMW16 Galactic electron density model and orange for NE2001. Solid lines denote joint constraints from observed DM and RM data, with green corresponding to YMW16 and red to NE2001. Dashed lines (purple: YMW16, brown: NE2001) show projected constraints from combining observed DM with simulated RM data.

ple size of 200 (100  $\text{DM}_{\text{IGM}} - z$  and 100 YLZ-calibrated FRBs). This improvement is consistent with theoretical expectations, as the incorporation of persistent radio source observations substantially mitigates the degeneracy between the parameters such as IGM baryon mass fraction ( $f_{\text{IGM}}$ ) and other cosmological parameters inherent to the  $\text{DM}_{\text{IGM}} - z$  relation.

All constraint results are depicted in Figure 5 and Table 2.

**Table 2.** Constraint results on the  $H_0$  with  $1\sigma$  Uncertainties

Method	Electron Density Model	
	YMW16	NE2001
DM only	$67.55^{+2.72}_{-2.81}$	$71.16^{+2.76}_{-2.80}$
DM + 4 RM	$68.15^{+2.67}_{-2.68}$	$71.63^{+2.72}_{-2.72}$
DM + $\text{RM}_{\text{sim}}$	$67.26^{+1.96}_{-1.92}$	$70.52^{+2.02}_{-2.03}$

#### 4. CONCLUSION AND DISCUSSION

Fast Radio Bursts represent a promising probe for constraining cosmological parameters. While previous studies have predominantly focused on utilizing the disper-

sion measure-redshift ( $DM_{\text{IGM}} - z$ ) relation, this work introduces a novel methodology leveraging the Yang-Li-Zhang empirical relation, which is a correlation between the RM of FRBs and the luminosity of their associated persistent radio sources in FRB-PSR coincident systems, to calibrate FRBs for cosmological parameter estimation.

Our analysis reveals that the current sample of four YLZ-calibrated FRBs already provides meaningful constraints on the Hubble constant  $H_0$ , yielding  $H_0 = 86.18_{-14.99}^{+18.03} \text{ km s}^{-1} \text{ Mpc}^{-1}$ . Projections based on simulated catalogs demonstrate that a future sample of 400 FRB-PSR systems could achieve a relative precision of 4.5% in  $H_0$  constraint.

Intriguingly, combining existing  $DM_{\text{IGM}} - z$  samples ( $N \sim 100$ ) with current YLZ-FRB data yields comparable precision to  $DM_{\text{IGM}} - z$ -only analyses ( $\Delta H_0/H_0 \sim 4.0\%$ ), as the limited YLZ sample size prevents significant synergy. However, simulations of matched sample sizes (100  $DM_{\text{IGM}} - z$  and 100 YLZ-calibrated FRBs), which is a feasible target with next-generation instruments like the Square Kilometre Array (SKA), predict a marked improvement to  $\Delta H_0/H_0 \sim 2.9\%$ . This enhancement stems from PRS-derived priors on the parameters such as IGM baryon mass fraction ( $f_{\text{IGM}}$ ) and other cosmological parameters inherent to the  $DM_{\text{IGM}} - z$  relation. Furthermore, joint analyses are projected to tighten constraints on  $f_{\text{IGM}}$ , which highlights the critical role of multi-probe synergies in next-generation FRB cosmology.

Critically, the cosmological constraints from the YLZ relation intrinsically depend on the parameter combination  $\zeta_e \gamma_{\text{th}}^2 (R/10^{-2} \text{ pc})^2$ , where systematic offsets in these astrophysical priors may induce non-negligible biases in  $H_0$  determinations. Several studies have already examined the effects of foreground galaxy clusters on FRB sightlines (Lee et al. 2023; Connor et al. 2023).

Although the impact of foreground clusters was found to be minor in our current analysis, it is important to note that this effect becomes non-negligible or even dominant when an FRB's line-of-sight passes very close to a galaxy cluster's center. Therefore, when conducting cosmological studies using large datasets in the future, it will be essential to carefully examine and correct for the potential impact of galaxy clusters to avoid systematic biases.

We would also like to point out that the methods used to perform DM calculations introduce systematic errors that are not considered in this paper. These include  $f_{\text{IGM}}$ , which is usually considered to have a 10% error;  $DM_{\text{IGM}}$ , which uses the results of TNG simulations that may not be consistent with the real universe;  $DM_{\text{host}}$ , which uses the results of eight sources that are yet to be updated; and  $DM_{\text{halo}}$ , for which there are no uniform results and a simple assumption is used. All of the above factors can impact the limits of DM cosmology, resulting in larger parameter estimation errors, which also highlights the critical role of multi-probe synergies in next-generation FRB cosmology.

Finally, we would like to note that upon completing our manuscript, we became aware of independent work proposing closely related ideas (Zhang & Zhang 2025). Although differing in methodology, both studies arrive at the same conclusion, namely the YLZ relation could potentially serve as a novel probe for FRB cosmology.

## ACKNOWLEDGES

We thank the anonymous referee for providing helpful comments and suggestions. This work is supported by the National SKA Program of China (2022SKA0130100), the National Natural Science Foundation of China (Projects 12373040, 12473047, 12322301, 12275021) and the National Key Research and Development Program of China (2024YFA1611603, 2023YFC2206702, 2021YFC2203001).

## REFERENCES

- Aghanim, N., Akrami, Y., Ashdown, M., et al. 2020, *Astronomy & Astrophysics*, 641, A6, doi: [10.1051/0004-6361/201833910](https://doi.org/10.1051/0004-6361/201833910)
- Anna-Thomas, R., Connor, L., Dai, S., et al. 2023, *Science*, 380, 599–603, doi: [10.1126/science.abo6526](https://doi.org/10.1126/science.abo6526)
- Beniamini, P., Kumar, P., Ma, X., & Quataert, E. 2021, *MNRAS*, 502, 5134, doi: [10.1093/mnras/stab309](https://doi.org/10.1093/mnras/stab309)
- Bhandari, S., & Flynn, C. 2021, *Universe*, 7, 85, doi: [10.3390/universe7040085](https://doi.org/10.3390/universe7040085)
- Bhattacharya, M., Murase, K., & Kashiyama, K. 2024, arXiv e-prints, arXiv:2412.19358, doi: [10.48550/arXiv.2412.19358](https://doi.org/10.48550/arXiv.2412.19358)
- Bruni, G., Piro, L., Yang, Y.-P., et al. 2024, *Nature*, 632, 1014, doi: [10.1038/s41586-024-07782-6](https://doi.org/10.1038/s41586-024-07782-6)
- Bruni, G., Piro, L., Yang, Y. P., et al. 2024, *Discovery of a PRS associated with FRB 20240114A*. <https://arxiv.org/abs/2412.01478>
- Caleb, M., Flynn, C., & Stappers, B. W. 2019, *MNRAS*, 485, 2281, doi: [10.1093/mnras/stz571](https://doi.org/10.1093/mnras/stz571)

- Champion, D. J., Petroff, E., Kramer, M., et al. 2016, *MNRAS*, 460, L30, doi: [10.1093/mnrasl/slw069](https://doi.org/10.1093/mnrasl/slw069)
- Chatterjee, S., Law, C. J., Wharton, R. S., et al. 2017, *Nature*, 541, 58, doi: [10.1038/nature20797](https://doi.org/10.1038/nature20797)
- Connor, L., Ravi, V., Catha, M., et al. 2023, *ApJL*, 949, L26, doi: [10.3847/2041-8213/acd3ea](https://doi.org/10.3847/2041-8213/acd3ea)
- Cordes, J. M., & Chatterjee, S. 2019, *ARA&A*, 57, 417, doi: [10.1146/annurev-astro-091918-104501](https://doi.org/10.1146/annurev-astro-091918-104501)
- Cordes, J. M., & Lazio, T. J. W. 2002, arXiv e-prints, astro, doi: [10.48550/arXiv.astro-ph/0207156](https://doi.org/10.48550/arXiv.astro-ph/0207156)
- Dai, Z. G., Wang, J. S., & Yu, Y. W. 2017, *ApJL*, 838, L7, doi: [10.3847/2041-8213/aa6745](https://doi.org/10.3847/2041-8213/aa6745)
- Deng, W., & Zhang, B. 2014, *ApJL*, 783, L35, doi: [10.1088/2041-8205/783/2/L35](https://doi.org/10.1088/2041-8205/783/2/L35)
- Gao, D. H., Wu, Q., Hu, J. P., et al. 2024, Measuring Hubble Constant Using Localized and Unlocalized Fast Radio Bursts, arXiv, doi: [10.48550/arXiv.2410.03994](https://doi.org/10.48550/arXiv.2410.03994)
- Gao, H., Li, Z., & Zhang, B. 2014, *The Astrophysical Journal*, 788, 189, doi: [10.1088/0004-637x/788/2/189](https://doi.org/10.1088/0004-637x/788/2/189)
- Hagstotz, S., Reischke, R., & Lilow, R. 2022, *Monthly Notices of the Royal Astronomical Society*, 511, 662, doi: [10.1093/mnras/stac077](https://doi.org/10.1093/mnras/stac077)
- Ibik, A. L., Drout, M. R., Gaensler, B. M., et al. 2024, *ApJ*, 961, 99, doi: [10.3847/1538-4357/ad0893](https://doi.org/10.3847/1538-4357/ad0893)
- James, C. W., Ghosh, E. M., Prochaska, J. X., et al. 2022, *Monthly Notices of the Royal Astronomical Society*, 516, 4862, doi: [10.1093/mnras/stac2524](https://doi.org/10.1093/mnras/stac2524)
- Kalita, S., Bhatporia, S., & Weltman, A. 2025, Fast Radio Bursts as Probes of the Late-Time Universe: A New Insight on the Hubble Tension, arXiv, doi: [10.48550/arXiv.2410.01974](https://doi.org/10.48550/arXiv.2410.01974)
- Koch Ocker, S., Cordes, J. M., Chatterjee, S., et al. 2022, *The Astrophysical Journal*, 931, 87, doi: [10.3847/1538-4357/ac6504](https://doi.org/10.3847/1538-4357/ac6504)
- Kumar, P., & Linder, E. V. 2019, *Physical Review D*, 100, 83533, doi: [10.1103/PhysRevD.100.083533](https://doi.org/10.1103/PhysRevD.100.083533)
- Lee, K.-G., Khrykin, I. S., Simha, S., et al. 2023, *ApJL*, 954, L7, doi: [10.3847/2041-8213/acefb5](https://doi.org/10.3847/2041-8213/acefb5)
- Lorimer, D. R., Bailes, M., McLaughlin, M. A., Narkevic, D. J., & Crawford, F. 2007, *Science*, 318, 777, doi: [10.1126/science.1147532](https://doi.org/10.1126/science.1147532)
- Macquart, J. P., Prochaska, J. X., McQuinn, M., et al. 2020, *Nature*, 581, 391, doi: [10.1038/s41586-020-2300-2](https://doi.org/10.1038/s41586-020-2300-2)
- Macquart, J.-P., Prochaska, J. X., McQuinn, M., et al. 2020, *Nature*, 581, 391, doi: [10.1038/s41586-020-2300-2](https://doi.org/10.1038/s41586-020-2300-2)
- Marcote, B., Paragi, Z., Hessels, J. W. T., et al. 2017, *The Astrophysical Journal Letters*, 834, L8, doi: [10.3847/2041-8213/834/2/18](https://doi.org/10.3847/2041-8213/834/2/18)
- Margalit, B., & Metzger, B. D. 2018, *ApJL*, 868, L4, doi: [10.3847/2041-8213/aaedad](https://doi.org/10.3847/2041-8213/aaedad)
- Marinacci, F., Vogelsberger, M., Pakmor, R., et al. 2018, *MNRAS*, 480, 5113, doi: [10.1093/mnras/sty2206](https://doi.org/10.1093/mnras/sty2206)
- McQuinn, M. 2014, *ApJL*, 780, L33, doi: [10.1088/2041-8205/780/2/L33](https://doi.org/10.1088/2041-8205/780/2/L33)
- Metzger, B. D., Berger, E., & Margalit, B. 2017, *ApJ*, 841, 14, doi: [10.3847/1538-4357/aa633d](https://doi.org/10.3847/1538-4357/aa633d)
- Michilli, D., Seymour, A., Hessels, J. W. T., et al. 2018, *Nature*, 553, 182–185, doi: [10.1038/nature25149](https://doi.org/10.1038/nature25149)
- Minhajur Rahaman, S., Acharya, S. K., Beniamini, P., & Granot, J. 2025, arXiv e-prints, arXiv:2504.01125, doi: [10.48550/arXiv.2504.01125](https://doi.org/10.48550/arXiv.2504.01125)
- Murase, K., Kashiyama, K., & Mészáros, P. 2016, *MNRAS*, 461, 1498, doi: [10.1093/mnras/stw1328](https://doi.org/10.1093/mnras/stw1328)
- Niu, C.-H., Aggarwal, K., Li, D., et al. 2022, *Nature*, 606, 873–877, doi: [10.1038/s41586-022-04755-5](https://doi.org/10.1038/s41586-022-04755-5)
- Petroff, E., Hessels, J. W. T., & Lorimer, D. R. 2022, *A&A Rv*, 30, 2, doi: [10.1007/s00159-022-00139-w](https://doi.org/10.1007/s00159-022-00139-w)
- Riess, A. G., Yuan, W., Macri, L. M., et al. 2022, *The Astrophysical Journal Letters*, 934, L7, doi: [10.3847/2041-8213/ac5c5b](https://doi.org/10.3847/2041-8213/ac5c5b)
- Spitler, L. G., Cordes, J. M., Hessels, J. W. T., et al. 2014, *The Astrophysical Journal*, 790, 101, doi: [10.1088/0004-637x/790/2/101](https://doi.org/10.1088/0004-637x/790/2/101)
- Suzuki, N., Rubin, D., Lidman, C., et al. 2012, *The Astrophysical Journal*, 746, 85, doi: [10.1088/0004-637x/746/1/85](https://doi.org/10.1088/0004-637x/746/1/85)
- Tendulkar, S. P., Bassa, C., Cordes, J. M., et al. 2017a, *Astrophysical Journal Letters*, 834, L7, doi: [10.3847/2041-8213/834/2/L7](https://doi.org/10.3847/2041-8213/834/2/L7)
- Tendulkar, S. P., Bassa, C. G., Cordes, J. M., et al. 2017b, *The Astrophysical Journal Letters*, 834, L7, doi: [10.3847/2041-8213/834/2/17](https://doi.org/10.3847/2041-8213/834/2/17)
- Thornton, D., Stappers, B., Bailes, M., et al. 2013, *Science*, 341, 53, doi: [10.1126/science.1236789](https://doi.org/10.1126/science.1236789)
- Tian, J., Rajwade, K. M., Pastor-Marazuela, I., et al. 2024, *MNRAS*, 533, 3174, doi: [10.1093/mnras/stae2013](https://doi.org/10.1093/mnras/stae2013)
- Walters, A., Weltman, A., Gaensler, B. M., Ma, Y.-Z., & Witzemann, A. 2018, *Astrophysical Journal*, 856, 65, doi: [10.3847/1538-4357/aaaf6b](https://doi.org/10.3847/1538-4357/aaaf6b)
- Wang, Y.-Y., Gao, S.-J., & Fan, Y.-Z. 2025, Probing Cosmology with 92 Localized Fast Radio Bursts and DESI BAO, arXiv, doi: [10.48550/arXiv.2501.09260](https://doi.org/10.48550/arXiv.2501.09260)
- Wu, Q., & Wang, F.-Y. 2024, Statistical Properties and Cosmological Applications of Fast Radio Bursts, arXiv, doi: [10.48550/arXiv.2409.13247](https://doi.org/10.48550/arXiv.2409.13247)
- Wu, Q., Zhang, G.-Q., & Wang, F.-Y. 2022, *Monthly Notices of the Royal Astronomical Society Letters*, 515, L1, doi: [10.1093/mnrasl/slac022](https://doi.org/10.1093/mnrasl/slac022)

- Xiao, D., Wang, F., & Dai, Z. 2021, *Science China Physics, Mechanics & Astronomy*, 64, 249501, doi: [10.1007/s11433-020-1661-7](https://doi.org/10.1007/s11433-020-1661-7)
- Xu, H., Niu, J. R., Chen, P., et al. 2022, *Nature*, 609, 685–688, doi: [10.1038/s41586-022-05071-8](https://doi.org/10.1038/s41586-022-05071-8)
- Yang, Y.-P., Li, Q.-C., & Zhang, B. 2020, *ApJ*, 895, 7, doi: [10.3847/1538-4357/ab88ab](https://doi.org/10.3847/1538-4357/ab88ab)
- Yang, Y.-P., Lu, W., Feng, Y., Zhang, B., & Li, D. 2022, *ApJL*, 928, L16, doi: [10.3847/2041-8213/ac5f46](https://doi.org/10.3847/2041-8213/ac5f46)
- Yang, Y.-P., Zhang, B., & Dai, Z.-G. 2016, *ApJL*, 819, L12, doi: [10.3847/2041-8205/819/1/L12](https://doi.org/10.3847/2041-8205/819/1/L12)
- Yao, J. M., Manchester, R. N., & Wang, N. 2017, *ApJ*, 835, 29, doi: [10.3847/1538-4357/835/1/29](https://doi.org/10.3847/1538-4357/835/1/29)
- Zhang, B. 2023, *Reviews of Modern Physics*, 95, 035005, doi: [10.1103/RevModPhys.95.035005](https://doi.org/10.1103/RevModPhys.95.035005)
- Zhang, Z. J., Yan, K., Li, C. M., Zhang, G. Q., & Wang, F. Y. 2021, *Astrophysical Journal*, 906, 49, doi: [10.3847/1538-4357/abceb9](https://doi.org/10.3847/1538-4357/abceb9)
- Zhang, Z.-L., & Zhang, B. 2025, *Cosmological Parameters Estimate from Persistent Radio Sources of Fast Radio Bursts*, doi: [10.3847/2041-8213/adcc30](https://doi.org/10.3847/2041-8213/adcc30)
- Zheng, Z., Ofek, E. O., Kulkarni, S. R., Neill, J. D., & Juric, M. 2014, *ApJ*, 797, 71, doi: [10.1088/0004-637X/797/1/71](https://doi.org/10.1088/0004-637X/797/1/71)
- Zhou, B., Li, X., Wang, T., Fan, Y.-Z., & Wei, D.-M. 2014, *Physical Review D*, 89, 107303, doi: [10.1103/PhysRevD.89.107303](https://doi.org/10.1103/PhysRevD.89.107303)