

One pathogen does not an epidemic make: A review of interacting contagions, diseases, beliefs, and stories

Laurent Hébert-Dufresne^{1,2,3,*}, Yong-Yeol Ahn⁴, Antoine Allard^{1,5}, Jessica W. Crothers^{2,6}, Peter Sheridan Dodds^{1,3,7}, Mirta Galesic^{8,7,1}, Fakhteh Ghanbarnejad⁹, Dominique Gravel¹⁰, Ross A. Hammond^{11,12,7}, Kristina Lerman¹³, Juniper Lovato^{1,3}, John J. Openshaw^{2,14}, S. Redner^{7,1}, Samuel V. Scarpino^{15,1,7}, Guillaume St-Onge^{16,17}, Timothy R. Tangherlini¹⁸, and Jean-Gabriel Young^{1,2,19}

¹Vermont Complex Systems Institute, University of Vermont, Burlington, Vermont, USA

²Translational Global Infectious Disease Research Center, University of Vermont, Burlington, Vermont, USA

³Department of Computer Science, University of Vermont, Burlington, Vermont, USA

⁴Center for Complex Networks and Systems Research, Luddy School of Informatics, Computing, and Engineering, Indiana University, Bloomington, IN, USA

⁵Département de physique, de génie physique et d'optique, Université Laval, Québec (Québec), Canada

⁶Department of Pathology and Laboratory Medicine, Robert Larner, M.D. College of Medicine, University of Vermont, Burlington, Vermont, USA

⁷Santa Fe Institute, Santa Fe, New Mexico, USA

⁸Complexity Science Hub, Vienna, Austria

⁹School of Technology and Architecture, SRH University of Applied Sciences Heidelberg, Leipzig, Germany.

¹⁰Département de biologie, Université de Sherbrooke, Sherbrooke, Québec, Canada

¹¹Public Health, Brown School, Washington University in St. Louis, St. Louis, MO, USA

¹²Economic Studies, The Brookings Institution, Washington, DC, USA

¹³Information Sciences Institute, University of Southern California

¹⁴Division of Infectious Diseases and Geographic Medicine, Stanford University, Stanford, CA, USA

¹⁵Institute for Experiential AI, Northeastern University, Boston, MA, USA

¹⁶Laboratory for the Modeling of Biological and Socio-technical Systems, Northeastern University, Boston, MA, USA

¹⁷The Roux Institute, Northeastern University, Portland, ME, USA

¹⁸Department of Scandinavian and School of Information, University of California Berkeley, Berkeley, CA, USA

¹⁹Department of Mathematics & Statistics, University of Vermont, Burlington, Vermont, USA

*laurent.hebert-dufresne@uvm.edu

ABSTRACT

From pathogens and computer viruses to genes and memes, contagion models have found widespread utility across the natural and social sciences. Despite their success and breadth of adoption, the approach and structure of these models remain surprisingly siloed by field. Given the siloed nature of their development and widespread use, one persistent assumption is that a given contagion can be studied in isolation, independently from what else might be spreading in the population. In reality, countless contagions of biological and social nature interact within hosts (interacting with existing beliefs, or the immune system) and across hosts (interacting in the environment, or affecting transmission mechanisms). Additionally, from a modeling perspective, we know that relaxing these assumptions has profound effects on the physics and translational implications of the models. Here, we review mechanisms for interactions in social and biological contagions, as well as the models and frameworks developed to include these interactions in the study of the contagions. We highlight existing problems related to the inference of interactions and to the scalability of mathematical models and identify promising avenues of future inquiries. In doing so, we highlight the need for interdisciplinary efforts under a unified science of contagions and for removing a common dichotomy between social and biological contagions.

1 The science of contagions

Arguably, no scientific concept encapsulates the human experience as much as contagions. That is in large part because the situations in which people use the word “contagion” are so varied, referring to any process where a property is passed from one or many agents to others. Mathematically, the concept of contagion then inspires different forms of branching processes¹, dynamical systems², cascade models³, and network systems⁴. These are used to model human genealogies⁵, teaching^{6,7}, culture and language⁸, viral trends^{9,10}, scientific ideas¹¹, innovation¹², rumours^{9,13}, misinformation^{14,15}, social movements^{16,17}, and obviously infectious diseases². Although all of these phenomena interact to shape human life, they are unfortunately often studied in isolation, one at a time. Even simple classifications, such as distinguishing biological and social contagions, may create a false dichotomy and obfuscate their complexity. For instance, epidemics are generally shaped by multiple factors drawn from biological sciences (pathogens, genetics, microbiome) to social sciences (information, culture, behaviour) and anywhere in between (nutrition, life history, living environment). All of these factors can affect both the local mechanisms by which a contagion is transmitted and its global, population-level, presentation that we get to observe.

How do contagions spread? For biological contagions like infectious diseases, our intuition tends to be that if a pathogen occurs in every positive case and is not found in negative cases, it is causally responsible for the contagion as it gets transmitted from one individual to the next. Memes, as self-replicating cultural elements, might play a similar role in social contagions¹⁸. This intuition is the basis for the 19th-century postulates of Robert Koch’s¹⁹, which established both microbiologic methods and the necessary scientific framework of causality. This framework ushered in the golden age of microbial discovery in which many of the pathogens responsible for humanity’s worst diseases (tuberculosis, cholera, anthrax, rabies, diphtheria) were identified. While initially useful, the one pathogen, one disease model ceases to accurately describe the way in which pathogens interact not only with each other but with the host, environment, and societies in which they exist.

Koch’s postulates are too simplistic as they imply that every contagion is caused by a single, sufficient, and necessary pathogen, which is contradicted by empirical evidence^{20,21}. For example, many microbiota-related bacterial populations can improve immune defense and prevent infection by intestinal pathogens²². Similarly, genetic conditions can spread vertically (from parent to offspring) but also interact with pathogens transmitted horizontally (within a generation), such as resistance conferred against malaria by the gene responsible for sickle haemoglobin²³. Pathogens might therefore be found in negative cases because some other spreading process is interacting with the contagion. Conversely, one can imagine that pathogens can also be found in negative cases because it has yet to interact with some other synergistic contagion; this is the case, for instance, with opportunistic pathogens²⁴. We detail documented biological mechanisms of pathogen interactions further in Box 1.

Similar arguments can explain why the modelling of social contagions should also move away from the assumption that one

Interaction	Biological example	Social example	Mixed example	Synonyms
Synergistic	HIV and syphilis ⁴¹	Related memes/ideas ⁵⁴	Disease & anti-vacc. ⁵⁵	Cooperative
Antagonistic	Bacterial competition ³⁵	Political opinions ⁵⁶	Influenza & vaccines ⁵⁷	Competitive/dueling
Parasitic	<i>C. difficile</i> & commensal enteric bacteria ³⁶	Fake news & fact checking ⁵⁸	Disease & awareness of the disease ⁵⁹	Asymmetric

Table 1. Examples of interacting contagions across domains. Directionality and strength of the association is not always easy to assess. For example, vaccination against influenza might remain strong even after or during a weak flu season, but awareness of a new emerging pathogen will only spread if the pathogen does as well.

pathogen equals one contagion²⁵. Obviously, no single piece of information, no single meme, and no single idea spreads in a vacuum. Different people can adopt the same ideology for different reasons. Information, ideas, or behaviours are related to each other and they interact with each other, obfuscating classical notions of causality. For example, can a single piece of information cause anyone to develop an anti-vaccination sentiment? Probably not^{26,27}, especially since the discourse surrounding epidemics can be quite complicated and nuanced²⁸.

There is a dire need for unifying the different contagion frameworks and moving beyond the paradigm of “isolated contagion” and the classic distinction between “simple” and “complex” contagions. Indeed, modeling of biological contagions often uses a paradigm called “simple contagions” which assumes a linear relationship between exposure and transmission, while modelling of social processes often assumes more general “complex contagions”. These complex contagions take different nonlinear functional forms to relate exposure to transmission²⁹, and they can also rely on mechanisms from social diffusion¹², sensing³⁰, adaptation³¹, or learning³². This conventional approach to modelling biological or social contagions creates a false dichotomy; contagions almost always interact, and these interactions blur the distinction between contagions of different nature (and models thereof). Regardless of its nature and transmission mechanisms, a contagion is often shaped by multiple factors that can be biological, ecological, or social. The effects we wish to consider can be direct interactions between different contagious processes (e.g., two infectious diseases or rumors) or indirect interactions through important covariates (e.g., education or norms). These different types of effects are not always easy to distinguish, given that covariates like education, norms, or culture can themselves be considered as contagious at some level. We provide examples of how contagions interact across scales and scientific domains in Box 2.

The renewed interest in interacting contagions brings more to the table than new keywords like “syndemics” for synergistic epidemics and “infodemics” for epidemics of (mis-)information⁶⁰. It also brings a fresh post-disciplinary perspective on the problem and a call for integrated efforts⁶¹.

In what follows, we do a targeted review of the techniques for modeling interaction contagions in an attempt to highlight some key elements from that literature and map a way forward. In Sec. 2, we first explain how, following lessons learned from other complex systems^{62,63}, “more contagions are different contagions.” We discuss how the behaviour of interacting contagions differs from the conventional wisdom built on models of individual contagions. This makes contagion forecasting, an inherently noisy process⁵³, even more intractable in the face of unknown interactions. In Sec. 3, we then review novel empirical and data-driven efforts, mostly coming from interacting cascades of social contagions on social media and in the science of stories. In Sec. 4, we give one particularly potent example of how contagions can interact within hosts using the study and dynamics of beliefs. Finally, in Sec. 5, we attempt to outline promising ecological perspectives that might help the science of interacting contagions avoid the trap of high model dimensionality.

2 The physics of interacting contagions

Mathematical modelling of contagions has a long history going back at least to the 1700s, with the creative work of Daniel Bernoulli⁶⁴ among others. In Bernoulli’s work, a mathematical system of smallpox dynamics is developed, but already, the text

Box 1: Biological interactions within hosts

It is increasingly apparent that interactions between microbes within and across kingdoms play a critical role at the host-pathogen interface. Infection with the hepatitis D virus (HDV), for example, requires co-infection with hepatitis B virus (HBV) due to its need for HBV-derived replicative machinery to complete its viral lifecycle. Co-infection with these two viruses potentiates one another, leading to more severe clinical disease³³. Microbial interactions become even richer in the context of infectious disease syndromes (pneumonia, diarrhea, skin and soft tissue infections), which are often polymicrobial or the result of simultaneous or consecutive co-infection with multiple pathogens as exemplified by post viral bacterial pneumonia following influenza virus infection³⁴.

Things grow even more complicated when considering the impact of diverse microbial community structures, the microbiome. Introduction of bacteriophages can directly shape bacterial community structures while commensal bacteria directly and indirectly support or inhibit growth of other pathogens through nutrient competition, iron scavenging, and secretion of antimicrobial molecules (bacteriocins) that directly inhibit the replication of other pathogens leading to antagonistic microbial dynamics in which growth of one organism directly inhibits the growth of another³⁵. These parasitic microbial interactions in which growth of one organism reduces that of another are underscored by diseases such as *Clostridium difficile* infection, which are a result of a dysbiosis or imbalance in the gastrointestinal microbiome³⁶.

Host immune dysfunction can also alter pathogen susceptibility, disease severity, and onward transmission dynamics. Within developed regions, the most common cause of immunosuppression is iatrogenic, resulting directly from the use of immunosuppressing medical therapies^{37,38}. Globally however, the most common cause of immunosuppression is malnutrition, with 230 million children considered nutritionally deficient in 2023³⁹. The impact of immunosuppression on the differential spread of infectious diseases across global populations is perhaps best highlighted by HIV, which directly infects key cells of the immune system, resulting in acquired immunodeficiency syndrome (AIDS). The synergistic impact of HIV infection on the spread of other pathogens, notably *Mycobacteria tuberculosis* and *Treponema pallidum* (causative agent of syphilis), results in regional syndemics. The overlapping prevalence of the HIV/AIDS and tuberculosis is notable due to the direct immunologic effects of HIV infection, which reduces CD4+ T cell mediated control of the intracellular bacterium, *M. tuberculosis*, promoting its spread across populations and distinction as the number one cause of death in HIV-infected individuals⁴⁰. In the case of syphilis, HIV transmission is enhanced by the ulcerative lesions occurring during primary infection with *T. pallidum* and HIV-induced immune suppression in turn enhances syphilitic disease progression and onward transmission of the *T. pallidum* bacterium⁴¹. The dynamic transkingdom interactions highlighted here illustrate the need to evolve beyond a one pathogen one disease model.

highlights the interaction of the disease with indirect factors such as the age of individuals and the dynamics of inoculation as a method of prevention. Most modern mathematical models borrow a structure and a set of assumptions from a model called Susceptible-Infected-Removed (or susceptible-infectious-recovered, the SIR model) published in 1927 by Kermack & McKendrick⁶⁵. In this model, infected agents transmit the contagion to their susceptible neighbour at a given rate and are removed from the dynamics through death or immunity at some other rate. One can easily generate variants of this model. For example, the SIS process assumes that the disease does not confer long-lasting immunity such that recovered individuals return directly to the susceptible state. The SI process, in turn, assumes that there is no recovery at all.

Early studies of multiple contagions built on the SIR and SIS foundations to couple the dynamics of contagion with the evolutionary dynamics or cross-immunity between biological pathogens^{66,67} or the social process of disease awareness⁶⁸. These new models often assumed that contagions were unaffected by each other⁶⁶, or that one was necessary for the other⁶⁹, or that they were competing for a chance to spread^{67,70–76}, or directly in opposition to each other^{68,77–80}. These efforts have previously been reviewed in detail⁸¹. And while there have been studies on a broader definition of interactions between contagions^{57,82–87},

Box 2: Interacting contagions across domains

Epidemics can be the result of multiple interacting contagions involving both the biological and social realm. The paths by which misinformation and disinformation can lead to worse outcomes are complex and many but include reducing the willingness of an individual to vaccinate, obstructing efforts to contain outbreaks, amplifying political discord, increasing fear and panic, and worsening the misallocation of resources⁴². The interplay between infectious pathogens and social elements leading to the spread of both disease and infodemics is far from new. For example, concern that cow heads might sprout from the sites of inoculation led to vaccine hesitancy, which hindered attempts to control smallpox⁴³.

More modern examples involving the spread of infectious diseases are also plentiful: many of these involve measles, a disease which spreads so effectively in humans that small drops in a population's vaccine coverage can lead to dramatic outbreaks. The 2019 measles outbreak in the Philippines, which caused over 30,000 cases, was likely sparked by an increase in anti-vaccination sentiments⁴⁴ fueled in part by the issues with a tetravalent Dengue vaccine which increased the risk of severe illness when infected with Dengue in those who had not had Dengue prior to vaccination⁴⁵. Similarly, anti-vaccine sentiment spreading in Samoa after the tragic deaths of two children following nurses administering vaccine with an expired muscle relaxant instead of water⁴⁶ precipitated a drop in MMR vaccination coverage from over 75% for the first dose in 2017 to about 40% coverage in 2018, resulting in a measles outbreak that killed over 80 children in 2019⁴⁷.

Examples need not be restricted to infectious diseases. For example, multiple stunts and “challenges” have been fueled by memes and social media and can cause a range of adverse health outcomes. Examples include pulmonary damage from consuming spoonfuls of cinnamon in the “Cinnamon Challenge”⁴⁸, burns caused by applying salt and ice cubes to the skin in the “Salt and Ice Challenge”⁴⁹, and antihistamine overdoses causing deaths in teenagers participating in the “Benadryl Challenge”⁵⁰.

While these examples showcase interactions between the biologic and the social leading to worse outcomes, this interaction does not need to be negative: messaging, for example, can help people make decisions that lead to better health outcomes and could make epidemics less likely to occur. While studies have attempted to identify components that may lead to successful and productive public health messaging campaigns^{51,52}, epidemics are rare enough events that it is difficult to truly evaluate and generalize the requirements for a successful campaign.

Importantly, public health messages and data interact with ongoing epidemics and can contribute to the inaccuracy and inconsistency of models. Recent work studies the resulting stochastic dynamics in the fundamental epidemic reproductive number R_0 ⁵³. If the epidemic is perceived as acute, the public may readily acquiesce to behavioural restrictions, such as isolating, masking, vaccinating, etc., so as to reduce the reproductive number. If the epidemic is perceived as decaying, then the public will want to relax their vigilance. This latter aspect was reflected in the extensive and sometimes vitriolic debate about the efficacy, or even the utility, of various mitigation strategies. This interaction results in a tug-of-war between public-health mandates and social opinions about how to respond to an epidemic, resulting in huge fluctuations in temporal dynamics⁵³.

the mathematical modelling community has not quite moved beyond the simplest case of two contagions interacting in simple, often symmetric and deterministic, ways. This is due in part to the richness of the behaviours that emerge even in this simple case, and in part because considering more interacting contagions makes the dimensionality of our models grow exponentially.

Importantly, the physics of interacting contagions is more than that of the simple sum of independent contagions, especially when contagions interact synergistically as they spread^{88–95}. In a simple contagion model, say the SIR model described above, there is a monotonic relationship between the transmission rate and the final size of the contagion². Interestingly, depending on the density of contacts in the population, there exists a critical value of transmissibility below which the expected size of the

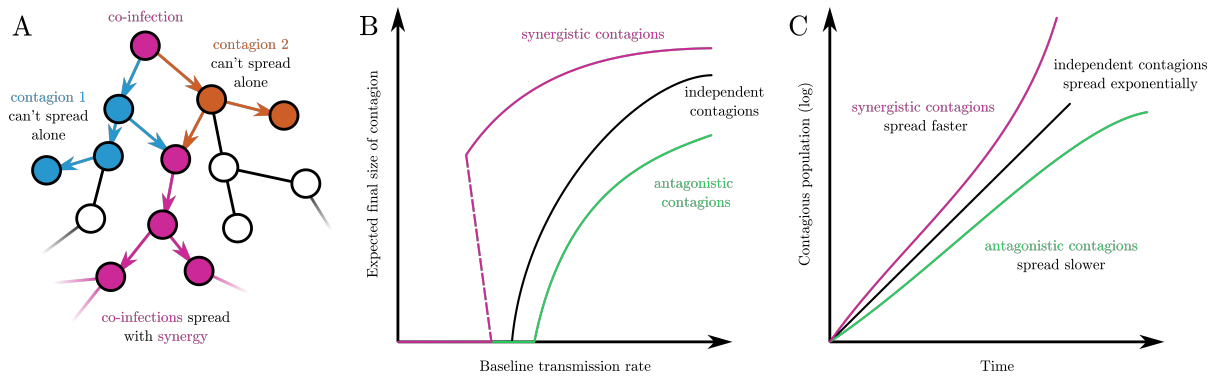


Figure 1. Illustration of the dynamics of interacting contagions. **A:** Schematic representation of two synergistic contagions (blue and orange) spreading synergistically through a network. Co-infections, shown in pink, are needed to sustain the contagion and are aided by clustering. **B:** Phase transition of various types of contagions. While independent contagions display continuous transitions, synergistic contagions can build up transmission potential, which leads to discontinuous transitions reminiscent of physical systems where latent heat accumulates. **C:** Growth rate of synergistic (pink), independent (black), and antagonistic (green) contagions. Synergistic contagions tend to grow super-exponentially since they get more likely to interact as they spread further.

contagion is zero, and above which it increases monotonically. But importantly, this phase transition between a contagion-free state and an endemic contagion is typically continuous. That is not the case for synergistic⁸⁹ or cooperative⁹⁰ contagions, where two spreading processes can increase each other's transmissibility. These models can assume, for example, that a contact between a contagious agent and a susceptible agent transmits at a fixed rate λ , or a higher rate $\lambda' > \lambda$ if a second contagion is involved. This effect might be the same if the second contagion affects the contagious agent (e.g., a superspreader) or the susceptible agent (e.g., increased susceptibility). Regardless of the details, the system can get into a frustrated state where many contagious agents can only transmit the contagion to their susceptible neighbours if a second contagion also reaches them (see Fig. 1A). These frustrated transmissions are similar to latent heat in physical systems, leading to discontinuous phase transitions. Or, in this case, the discontinuous emergence of a large contagion as we tune the transmission rate (see Fig. 1B).

There are other elements of conventional wisdom from simple independent contagions that do not transfer to the dynamics of interacting contagions. Features of the structure of the underlying contact network that tend to slow down contagions, like triangles or any form of clustering, can now hasten the spread of synergistic contagions⁸⁹. The intuition behind this phenomenon is simple. For an independent contagion, the optimal structure on which to spread is a treelike network where it is impossible to backtrack when starting from a single patient zero. In that case, all connections lead to new, and therefore susceptible, agents. Clustering of connections can instead trap a contagion and cause transmission efforts to be “wasted” on already contagious agents. However, synergistic contagions benefit from being kept together. On a treelike network, a co-infected patient zero might transmit one contagion to one branch of the tree and another to a different branch. These contagions might then not interact with one another for a long time and, therefore, not benefit from their synergy. A small amount of clustering helps them stay together.

A similar effect is found in parasitic contagions, where one contagion benefits from the presence of another contagion but hinders its transmission in return. This is the case, for example, of positive messaging around a negative contagion, like the spread of preventive awareness against an infectious disease. The awareness is more likely to spread when the disease is spreading, and individuals exposed to the disease are more likely to be receptive to relevant information. Conversely, the preventive message is likely to reduce the transmission risk of the disease. The awareness is thus a parasitic contagion to the epidemic⁵⁹. With asymmetric interactions, clustering can hurt awareness more than the disease, leading again to a larger epidemic than expected without clustering.

Finally, synergistic contagions can also spread superexponentially since the more contagions spread, the more likely they are to interact and benefit from their synergy, thus further accelerating their spread (see Fig. 1C). This dynamic clashes with most mechanistic prediction models⁹⁴. As contagions spread and the number of contagious agents grows, the more likely co-infections become such that positive interactions become more frequent and important. For a time series of either contagion, this simple statistical effect leads to what looks like an accelerating spread or a transmission rate that increases with time. Altogether, basic intuition built by focusing on a single pathogen might not hold when looking at an ecology of interacting contagions. New modelling approaches are needed. Thankfully, ideas from the social sciences might again come into play.

All of the features described above are also signatures of complex contagions, as introduced in the previous section. In complex contagions, also called frequency-dependent models, transmission depends nonlinearly on the number or frequency of exposures such that the growth rate of a contagion can vary as it spreads^{12, 29}. Recent results show that synergistic contagions can be mathematically indistinguishable from these nonlinear effects in complex contagions, such as the psychological phenomenon of social reinforcement⁹⁴. Like peer pressure, this phenomenon means that a second exposure to an idea or behaviour through a second source is more effective than the first exposure^{29, 96}. For example, ten friends telling you to read an article are more likely to convince you than one friend telling you the same thing ten times. That is usually not true for biological contagions, where our models assume a linear relationship between infection rate and exposure regardless of the source. Indeed, researchers often use simple linear contagions for biological applications and complex nonlinear contagions with reinforcement for social applications. Studies suggest the distinction breaks down once contagions interact.

In recent years, modelling studies have also broadened the concept of interaction structure and focused on networks with different (multilayer) interactions⁹⁷ or with group (higher-order) interactions⁹⁸. There has therefore been a rapid influx of studies generalizing these previous models. Given that nonlinear group interactions alone create apparent complex contagions, the phenomenology of higher-order and interacting contagions is only richer. Studies have looked at competing contagions in multilayer networks where different contagions spread on different sets of contact^{79, 80, 99, 100}, through higher-order dynamics^{101–103}, and even both^{104–108}. These extensions are natural, and in fact, some of the early studies on cooperating epidemics also assumed a multilayer structure¹⁰⁹ or a group structure⁸⁹.

The rich dynamics of interacting contagions pose an important challenge: Is it possible to measure contagion mechanisms without explicitly controlling for all possible interactions and covariates? Social reinforcement can be defined and measured by the increase in infection probability caused by repeated exposures compared to a null model of equivalent exposures. However, this measurement might be impossible to distinguish from interactions among pathogens. Did someone share a meme because many of their friends liked it, or had they previously shared a related meme? The flip side of this challenge is that measuring social reinforcement can then be used as a proxy for interactions between contagions. Recent work has taken this perspective to justify the need for tractable nonlinear models¹¹⁰. New effective models for interacting contagions are needed, especially since we know that countless contagions of biological and social nature interact at all times and that the dimensionality of our current models grows exponentially with the number of contagions involved.

3 Modeling social contagions and their interactions

Attempts to operationalize and model social contagion processes first appeared in the second half of the 20th century. In the 1950s, Katz and Lazarsfeld¹¹¹ published “Personal Influence”¹¹¹, a book which would become highly influential about the nature of influence. Their findings were based on their in-the-field study of decision making by women in the city of Decatur, Illinois. Their major contribution was to introduce the “two-step” model of influence, whereby media reached local opinion leaders who then influenced their friends and acquaintances. Though Katz and Lazarsfeld were clear that their two-step model was a non-universal approximation of true social influence, the idea that there exists a class of special, influential people—and consequently the importance of identifying and engaging them for means of large-scale social change to whatever ends—would become a hardened, enduring, and broadly popularized concept^{12, 112, 113}. As the real-data-informed field of network science developed in the late 1990s, the notion of opinion leaders would be challenged with more sophisticated social

network models¹¹⁴. Nevertheless, the two-step model moved the understanding of media influence beyond the traditional “hypodermic model,” revealing and elevating the role of social networks in shaping collective and individual opinions and beliefs.

In the 1960s, early considerations of how to mathematically operationalise social contagion fell to simply porting across the SIR model of mathematical epidemiology⁶⁵. In a 1964 *Nature* article, Goffman and Newill explicitly cast the spread of an idea as akin to the spread of a disease¹¹⁵. It is worth reflecting on the scope and strength of their framing:

“For example, consider the development of psychoanalysis in the early part of this century. Freud was no less host to the infectious material of the ‘disease’ of psychoanalysis than the person carrying the organism capable of transmitting a cold, nor is his writing less of a ‘vector’ carrying the ‘infectious material’ than the mosquito as a carrier of malaria. Jung might represent an example of acquired resistance to the disease while the resistance of the medical community of Vienna could represent innate immunity. The development of the psychoanalytic movement ... was in its way no less an ‘epidemic’ than the outbreak of influenza in 1917 and 1918.

One can argue similarly that Darwin and evolution, Cantor and set theory, Newton and mechanics, and so on, were examples of ‘epidemics’ in the world of scientific thought which were instigated by the introduction of a single infective into a population. The analogy is not restricted to science; for examples such as Christ, Buddha, Moses and Mohammed can be cited in the religious field ...”

Of course, social contagions are inherently different from biological contagions as there are no “cultural pathogens” easily identified and cultured¹¹⁶. Instead, as recent studies suggest, social contagions are always shaped by other effects such as homophily or cultural¹¹⁷, human biases and demographic heterogeneity¹⁵ or because of dislike and distrust between subpopulations¹¹⁸.

Clear movement beyond SIR models began (at least) in the early 1970s, when Schelling introduced his physical, checkerboard-based model of self-organizing neighbourhood segregation processes¹¹⁹. Schelling operationalized social contagion with the concept of thresholds: Individuals adopt (or reject) a characteristic (action, belief, behaviour, etc.) based on the fraction of those around them with that characteristic or some other influential attribute. While simple to run, Schelling’s model was non-trivial to address analytically. In 1978, Granovetter showed that absent any interaction structure, a mean-field threshold model produced informative stories of social contagion^{120–123}. Like Schelling’s model, a seemingly moderate population of could universally adopt a behaviour. These models showed mechanistically how collective uniformity could arise not from individual uniformity but rather social following.

It is worth noting that while seemingly distinct, the essential models of biological and social contagion can be reconciled. For example, a generalized contagion model incorporating memory successfully interpolates between SIR-type models and threshold models^{124, 125}.

Abstract modelling of contagions, regardless of their nature, can only get us so far. Turning to data to validate these theories in specific domains is critical. A major, enduring problem with all empirical social network contagion is missing data, either through limited sampling of a social network (hence missing links and interactions), or due to interactions occurring outside of the sphere of observation (e.g., through direct text messages between individuals, or influence from other media across scales).

Modern social media platforms can control and monitor what people see and how they behave with high precision. But the algorithms behind major platforms are proprietary and hidden. Observational analyses of online behaviour and properly formalized academic experiments promise an ethical way forward. Because of the massive data on offer, social media provides a unique lab bench to both characterize social contagion and test theoretical models.

As a first simple proxy for social contagion, one can look at cascades of re-sharing of the same content on social media (resharing a post, keyword, or a given URL). Under that lens, while co-infection data regarding biological contagions can be rare, social media are essentially a messy soup of countless interaction contagions¹²⁶ shaped by each other and by the social networks that support them¹²⁷. Therefore, it is not surprising that online social networks inspired some early studies of

multiple spreading processes⁵⁴. These processes can interact by competing or complementing each other¹²⁸, and telling these mechanisms apart from noisy data can be subtle but is not impossible^{129,130}. For example, Zarezade et al.¹³⁰ highlight that incorporating interactions into models enhances their predictive accuracy of social media cascades, even when accounting for the added model parameters. In their model, a contagion spreads to susceptible individuals at a rate specified by a Hawkes process around each susceptible individual¹³¹, a self-exciting process that relates the transmission rate of a contagion to the sum of recent exposures to the contagion itself *and* to related contagions. Related work focused on competition between memes obtained similar results, showing that the competition for potential “hosts” and their attention is sufficient to qualitatively explain the broad diversity in popularity, lifetime, and activity of memes¹³². In that model, competition between memes occurs through a mechanism of limited attention, through which a susceptible agent is only really exposed to a finite amount of memes in its recent memory. The general idea being that signatures of online behaviour are a reflection of recent exposure to contagions both online or in the real world, and both social and biological. In fact, a whole subfield of digital disease surveillance has also looked at the potential of using social media data as a proxy to track the spread of infectious diseases through keywords, posts, and searches related to a disease or its symptoms¹³³.

Despite this abundance of data, monitoring of social contagions is complicated by the fact that the signature of any contagion can mutate quickly¹³⁴. Early methods often focused on tracking specific hyperlinks or proper names^{135,136}, which is appropriate for short timescale before new hyperlinks or names start describing the same information. Other approaches tend to aggregate many cascades, such as mixture models or dynamic topic models¹³⁷, which by analogy would be similar to tracking respiratory illnesses without tracking individual virus families¹³⁸. To follow a social contagion as it evolves, it is possible to track specific short phrases that are unlikely to mutate¹³⁴, but this approach is hard to generalise to visual non-text memes. More recent work has therefore moved to multi-modal deep learning models to identify memes¹³⁹, classify them in families¹⁴⁰, and attempt to understand their relations¹⁴¹ or predict their potential for virality¹⁴².

Beyond the spreading of internet memes and the modeling of social contagions lies a developing, data-driven science of stories and beliefs. That stories matter profoundly to people and societies seem to be both unclear and obvious: Stories are portrayed by some as being just for entertainment, while by others as the core of being human^{143–147}. Even so, the centrality of stories has gained ground, as has the conception and possibility of measuring stories through distant reading^{148–154,154,155}. Understanding how stories develop, spread, interact, and compete with each other is of utmost importance to understanding social phenomena; from myths and conspiracy theories to hate speech and counter speech¹⁵⁶. Operationalizing the measurement of stories and interactions between story elements is critical to advancing these aims (see Box 3).

4 The spread of beliefs as interacting contagions

Interacting contagions in social networks also differ from biological contagions as they often spread in signed social networks that explicitly distinguish between positive links (representing trust and favoritism, generally toward in-group members) and negative links (representing distrust and enmity, generally toward out-group members). Positive links facilitate the spread of contagions within the group of like-minded individuals, while negative links can lead to rejection or counter-adoption of ideas from distrusted sources. This sign-based framework provides essential structure for understanding how contagions compete across partisan divides. Recent dynamical modeling¹⁷⁰ reveals that the relative strength of positive versus negative links determines whether the social network converges toward consensus or diverges toward polarization, explaining the rapid polarization of stance toward masking and lockdowns during the COVID-19 pandemic¹⁷¹.

While much of the work we have surveyed so far emphasizes the spread of contagions across agents, beliefs rarely spread in isolation from other beliefs and related cognitions such as knowledge, social norms, and emotions^{172,173}. Therefore, beliefs and opinions (which we here use somewhat interchangeably¹⁷⁴) spread not only across social networks but also within internal belief systems. This interaction of contagions across levels makes the study of beliefs a prominent and powerful example of interacting contagions.

In social networks, the spread of some beliefs is often easier after a group has already been “infected” with a related set of

Box 3: Narrative interactions within and across stories

In crisis situations, there is a strong predilection to construct narratives in which some outside force threatens the integrity of an inside group^{157,158}. These narratives allow people to collaborate in shaping the story, resulting in a consensus on who is “inside,” who is “outside” (and therefore can pose a threat), the range of potential threats, and the possible responses to those threats^{159,160}. Evaluative comments, either as framing devices or within the narratives themselves, offer clues to the stance of storytellers and their audiences about the acuity and severity of the threat and endorsement of particular strategies or outcomes¹⁶¹.

Stories of this nature—and the conversations in which they are embedded—can be modeled as an interactant narrative framework graph, where the nodes consist of actants (individuals, groups, institutions, places) and the edges consist of the relationships between those actants^{162,163}. The graph, extracted from conversations, models the range of possible actants and their interactions; and a story, either complete or in part, can be modeled as a directed acyclic graph activating some subset of the nodes and edges¹⁶⁴.

As people react to the unfolding crisis and its attendant threats and disruptors, new actants and relationships are proposed (e.g., by new posts to the forum) and possibly added into the graph, while others are less frequently activated and disappear. Several mechanisms limit the graph from growing too large, including the concept of “tradition dominants,” so that new actants who duplicate the role of existing actants in the graph are subsumed into the existing actant’s role, and the “law of self-correction” so that variations on assignments to insider/outsider status, the range of threats and possible reactions are aligned with existing conditions^{165–167}. These mechanisms and constraints allow new stories to contribute to the evolving conversation, while the constraints on the graph provide support for the group’s beliefs and narrative motivation for actions based on those beliefs. Consequently, the storytelling environment not only reacts to changes in external conditions but effects those external conditions through real-world actions while maintaining a degree of narrative stability.

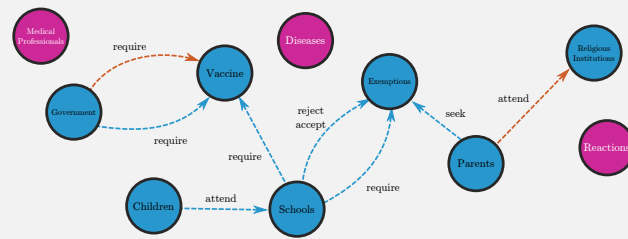


Figure 2. A post about religious exemption to vaccination requirements, “A friend of my daughter got her ‘shots’ for this one and now has multiple health issues. Anxiety attacks, rashes, and a lot of fatigue. My girl is not getting them. No way...” can be represented as an interaction subgraph between concepts of the broader discussion forum, which comprises thousands of interlocking stories and story parts.

beliefs. During the COVID-19 pandemic, people who grew up in the former East Germany and were thus more accustomed to the idea that the government can enforce certain behaviours, were more likely to support the idea of mandatory vaccination¹⁷⁵. Beliefs about whether abortion should be banned or not are strongly related to prior ‘infections’ of a group by particular political and religious beliefs¹⁷⁶. Beliefs about what is normal and desired in a group can change in line with shifting perceptions of what the majority of group members believe or do¹⁷⁷, with examples ranging from the support for gay rights¹⁷⁸ to the support for extreme political views¹⁷⁹.

Beliefs also spread within individual minds, affecting existing beliefs and related cognitions and clearing the path for ‘invasions’ of a belief system with other novel beliefs. For example, when one becomes skeptical about the safety of vaccinations, this can open doors to the development of skepticism for those supporting vaccination, such as scientists and the government.

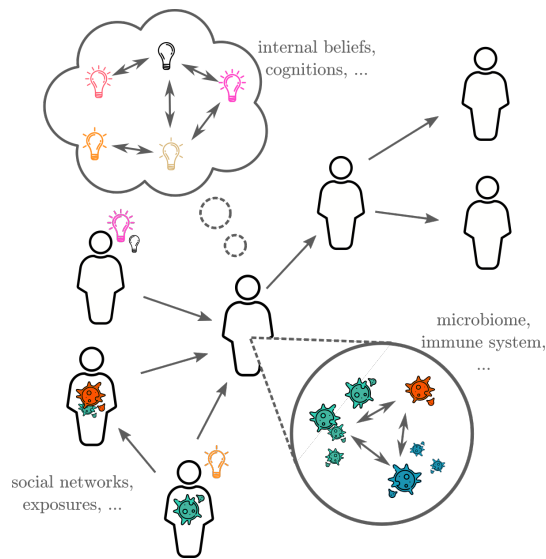


Figure 3. Interactions across domains and scales. Biological and social contagions (here represented by coloured viruses and different light-bulbs, respectively) spread through contact networks and shared physical or digital environments. Contagions can interact directly in the environment or during contacts. When an agent is exposed to new viruses or ideas, the potential transmission is mediated through other layers of interactions, now internal. New beliefs or ideas interact with an existing belief system. Likewise, new pathogens interact with an existing microbiome and immune system. These multi-layered interactions can all drive the observed dynamics of contagions^{168,169}.

This distrust may make one more likely to accept further related beliefs and conspiracies¹⁸⁰. Emotions can further facilitate belief spread within an individual’s mind. Even a temporary “infection” with fear of death can lead one to adopt dislike and prejudice towards beliefs and groups different than one’s own¹⁸¹.

Models of belief dynamics could profit from incorporating the effects of interacting socio-cognitive contagions. Many existing belief dynamics models focus on the spread of only one belief at a time^{174,182–184}. To model the spread of several related beliefs or cognitions more broadly, one can proceed in at least two ways¹⁸⁵.

One way to model the dynamics of several beliefs is to assume that each one is affected by a summary of all the others. Many plausible summary measures have been proposed. Some are normative, such as Bayesian reasoning^{186,187} or logic¹⁸⁸. Others are more descriptive, aiming to mimic actual cognitive processes. Examples are averaging strategies¹⁸⁹, frequency-based strategies such as plurality or tallying¹⁹⁰, birth-death dynamics like Moran processes¹⁹¹, or various non-compensatory strategies such as deciding based on the most important belief or consideration¹⁹².

Another way to model interacting belief contagions is to model the whole network of beliefs. This idea is not new¹⁹³, but formal models of such networks that can enable analyses of interacting contagions within belief systems have started to be developed only recently. In these network models, nodes are typically beliefs, and edges represent influence between them^{194–197}. However, nodes can also represent concepts, and edges represent beliefs about the relationship between them¹⁹⁸. Empirical work has been done to assess the assumptions of these models and their predictions, but this is still a developing area of research^{199–201}.

Modeling interactions as a network of contagions may provide a unified way to explore a wide spectrum of contagion dynamics as emergent behaviours. For example, models of interacting beliefs have been shown to break the dichotomy between simple and complex contagions and integrate both dynamics under a single framework²⁰². Linear, simple contagion dynamics occur when the existing belief system is primed to accept a new belief, while complex contagion dynamics occur when a new belief challenges the coherence of the existing belief system, echoing the interacting spreading processes discussed in Sec. 2.

Recent work has coupled the dynamics of disease spread with a spectrum of internal states that can represent awareness or behaviour and can vary according to social contacts through some social sensing process^{203,204}. Incorporating the richness of internal belief interactions is a promising direction for a further study of the multiple interactions that occur between and within individuals during social and biological contagions.

5 The ecology of interacting contagions

Across biological contagions, abstract models, stories, and beliefs, the previous sections have hinted at two important challenges in the modelling of interacting contagions. First, the number of states that agents can take grows exponentially with the number of contagions spreading in a population. Therefore, the dimensionality of our models also tends to grow exponentially with the number of contagions we wish to consider²⁰⁵. Second, contagions can interact on multiple scales. Interactions can occur internally, within agents, mediated by an agent's immune system (biological contagions) or cognition (social contagions). Interactions can also occur across agents, mediated by the environment, transmission pathways, or local culture and norms.

Despite these challenges, there is an obvious need to consider interactions between large numbers of contagions, in the thousands or more, that shape our everyday lives. Therefore, we need to be able to go beyond individual-based models whose dimensionality grows exponentially and start thinking in terms of an ecosystem of contagions. This call for an ecology of contagion is a recent development²⁹, and we here outline some promising directions.

There already exist models to infer interactions in large numbers of contagions from detailed time series of social data¹²⁹ and biological data²⁰⁶. More rarely, we also sometimes have access to co-infection data, often static counts of individuals infected or involved in multiple contagions. From co-infection data, previous studies have built inference frameworks based on permutation tests²⁰⁷ or joint-species distribution models²⁰⁸.

Biologically, emerging technologies such as multiplex PCR panels, high-throughput sequencing (metagenomics, metabolomics, single cell sequencing), and organoid model systems, can allow us to begin to better understand the rich interrelated dynamics occurring across microbial communities at pathogen-host interfaces. Integrating these data sets and their insights into contagion models can enhance their accurate reflection of the true biology at play. In the social sciences, it is also a challenge to build broad datasets that include multiple beliefs in a time-resolved manner. Large language models are providing new methods for stance detections and belief quantification that could also resolve interrelated social dynamics²⁰⁹.

That being said, co-occurrence alone is not evidence of interactions²¹⁰, regardless of how many covariates are included in the analyses. The ideal dataset would, of course, be a time series of individual co-infections, where these existing methods could be combined. Despite the scarcity of such data, a significant number of approaches have already been developed²¹¹. A more spatial and ecological understanding of co-infections could also help improve inference. This question has been tackled in models^{205,212}, but separating spatial correlations from actual contagion is not a simple task²¹³. For social contagions, surveys can help sort these different effects¹¹⁶. For biological contagions, the majority of studies of co-infections rely on observational data or case notes, but a minority of studies attempt to survey specific populations²¹⁴.

On the modelling side, it is unclear what the ecology of contagions should look like. Can models of food web stability inspire a new generation of models of contagions? Recent models attempt to study the endogenous emergence of interactions between contagions using a game-theoretic perspective²¹⁵, evolutionary models²¹⁶, and co-evolutionary interactions with measures to promote or hinder these contagions²¹⁷. These models encourage us to think of interactions as endogenous or emergent features of contagions and not just as fixed parameters or model mechanisms.

The field of ecology itself is challenged by modelling interacting contagions and currently faces significant analytical limitations related to the issues reviewed above. Levins' metapopulation models, for instance are, very similar to standard epidemiological models²¹⁸, representing the dynamics of individual patches that could either be empty (susceptible) or occupied (infected) by a given species, and studied for the conditions allowing species persistence at the regional level (outbreaks). Such models have been extended to multiple interacting species²¹⁹, but ecologists lost track of the rapidly growing number of potential community states²²⁰.

Solving this modelling challenge may require a fundamental shift in state variables; instead of representing the dynamics of a set of individuals, which could either be susceptible or infected, perhaps a solution would be to represent the dynamics of the growth rates themselves as functions of the entire community of contagious agents. Focusing directly on the contagions rather than on their hosts might help relax assumptions about the binary nature of contagious states or about the different relative timescales of biological, social, and evolutionary contagious forces. With a proper formulation of the dynamical functions, the

extensive toolbox of community ecology models could then be used to investigate problems of coexistence, feasibility, stability, and higher-level interactions among contagions.

We thus join our voices to the many recommending ecological models of infectious diseases²²¹ and contagions²⁹. This perspective is necessary to appreciate the intricate and dynamic web of interactions between viruses, animals, parasites, humans, behaviours, and beliefs. Furthermore, under this lens, the study of emerging beliefs, stories, or epidemics can then borrow from known theories regarding invasive species in classic ecological modelling²²².

We end with a question not often posed in the context of these increasingly detailed frameworks. To what end do we pursue these models? The ecological and holistic approach argued above is an increasingly common one, as different fields attempt to produce spatial and population-level understanding in times where social, ecological, and biological variables are in constant flux²²³. Is our goal with these frameworks to actually predict and forecast? Is that truly a litmus test of our understanding of these rich, stochastic, and inherently noisy processes? Even then, what concrete observables are we aiming to predict? New cases of a disease? New believers in a conspiracy theory? Emergence of new contagions or stories? If we adopt an ecological perspective, our goal should probably be to better understand the structure of interactions, and to predict their impact on the stability and hierarchy of existing contagions. Importantly, this new objective aims for an ecological science of interacting contagions where we can study contagions as a system in and of themselves, and not just through their individual parts of pathogens and hosts.

Acknowledgments

This work is based on the workshop “Dynamics of interacting contagions” held at the Santa Fe Institute. The authors acknowledge financial support from the Santa Fe Institute, the Vermont Complex Systems Institute (award #2242829 from the National Science Foundation), and from the Translational Global Infectious Diseases Research Center of Biomedical Research Excellence (award P20GM125498 from the National Institute of General Medical Sciences).

References

1. Harris, T. E. *et al. The theory of branching processes*, vol. 6 (Springer Berlin, 1963).
2. Anderson, R. M., May, R. M. & Anderson, B. *Infectious Diseases of Humans: Dynamics and Control*, vol. 28 (Wiley Online Library, 1991).
3. Zhou, F., Xu, X., Trajcevski, G. & Zhang, K. A survey of information cascade analysis: Models, predictions, and recent advances. *ACM Comput. Surv. (CSUR)* **54**, 1–36 (2021).
4. Porter, M. A. & Gleeson, J. P. Dynamical systems on networks. *Front. Appl. Dyn. Syst. Rev. Tutorials* **4**, 29 (2016).
5. Watson, H. W. & Galton, F. On the probability of the extinction of families. *The J. Anthropol. Inst. Gt. Br. Irel.* **4**, 138–144 (1875).
6. Morone, P. & Taylor, R. Knowledge diffusion dynamics and network properties of face-to-face interactions. *J. Evol. Econ.* **14**, 327–351 (2004).
7. Kiss, I. Z., Broom, M., Craze, P. G. & Rafols, I. Can epidemic models describe the diffusion of topics across disciplines? *J. Informetrics* **4**, 74–82 (2010).
8. Labov, W. Transmission and diffusion. *Language* **83**, 344–387 (2007).
9. Jin, F., Dougherty, E., Saraf, P., Cao, Y. & Ramakrishnan, N. Epidemiological modeling of news and rumors on Twitter. In *Proceedings of the 7th workshop on social network mining and analysis*, 1–9 (2013).
10. Weng, L., Menczer, F. & Ahn, Y.-Y. Virality prediction and community structure in social networks. *Sci. Reports* **3**, 1–6 (2013).
11. Bettencourt, L. M., Cintrón-Arias, A., Kaiser, D. I. & Castillo-Chávez, C. The power of a good idea: Quantitative modeling of the spread of ideas from epidemiological models. *Phys. A* **364**, 513–536 (2006).
12. Rogers, E. M. *Diffusion of Innovations* (Free Press, New York, 2003), 5th edn.

13. Dietz, K. Epidemics and rumours: A survey. *J. Royal Stat. Soc. Ser. A* **130**, 505–528 (1967).
14. Van Der Linden, S. Misinformation: susceptibility, spread, and interventions to immunize the public. *Nat. Medicine* **28**, 460–467 (2022).
15. Lovato, J. *et al.* Diverse misinformation: impacts of human biases on detection of deepfakes on networks. *npj Complex.* **1**, 5 (2024).
16. McAdam, D. & Paulsen, R. Specifying the relationship between social ties and activism. *Am. J. Sociol.* **99**, 640–667 (1993).
17. Oliver, P. E. & Myers, D. J. Diffusion models of cycles of protest as a theory of social movements. In *Congress of the International Sociological Association* (Citeseer, 1998).
18. Marsden, P. Memetics and social contagion: Two sides of the same coin. *J. Memetics-Evolutionary Model. Inf. Transm.* **2**, 171–185 (1998).
19. Rivers, T. M. Viruses and Koch's postulates. *J. Bacteriol.* **33**, 1 (1937).
20. Byrd, A. L. & Segre, J. A. Adapting Koch's postulates. *Science* **351**, 224–226 (2016).
21. Pirofski, L.-A. & Casadevall, A. Q&A: What is a pathogen? A question that begs the point. *BMC Biol.* **10**, 6 (2012).
22. Buffie, C. G. & Pamer, E. G. Microbiota-mediated colonization resistance against intestinal pathogens. *Nat. Rev. Immunol.* **13**, 790–801 (2013).
23. Williams, T. N. *et al.* Sick cell trait and the risk of plasmodium falciparum malaria and other childhood diseases. *The J. Infect. Dis.* **192**, 178–186 (2005).
24. Brown, S. P., Cornforth, D. M. & Mideo, N. Evolution of virulence in opportunistic pathogens: generalism, plasticity, and control. *Trends Microbiol.* **20**, 336–342 (2012).
25. Lehmann, S. & Ahn, Y.-Y. *Complex spreading phenomena in social systems* (Springer, 2018).
26. Kata, A. Anti-vaccine activists, web 2.0, and the postmodern paradigm—an overview of tactics and tropes used online by the anti-vaccination movement. *Vaccine* **30**, 3778–3789 (2012).
27. Klein, O. & Yzerbyt, V. *The psychology of vaccination* (Taylor & Francis, 2024).
28. Chen, E., Lerman, K. & Ferrara, E. Tracking social media discourse about the COVID-19 pandemic: Development of a public coronavirus Twitter data set. *JMIR Public Heal. Surveillance* **6**, e19273 (2020).
29. Guilbeault, D., Becker, J. & Centola, D. Complex contagions: A decade in review. In *Complex Spreading Phenomena in Social Systems*, 3–25 (Springer, 2018).
30. Hammond, R. A. & Epstein, J. M. Exploring price-independent mechanisms in the obesity epidemic. *Cent. on Soc. Econ. Dyn. Work. Pap.* (2007).
31. Alshamsi, A., Pianesi, F., Lepri, B., Pentland, A. & Rahwan, I. Beyond contagion: Reality mining reveals complex patterns of social influence. *PloS One* **10**, e0135740 (2015).
32. Galesic, M. *et al.* Beyond collective intelligence: Collective adaptation. *J. Royal Soc. Interface* **20**, 20220736 (2023).
33. Negro, F. & Lok, A. S. Hepatitis D: a review. *JAMA* **330**, 2376–2387 (2023).
34. Rowe, H. M. *et al.* Direct interactions with influenza promote bacterial adherence during respiratory infections. *Nat. Microbiol.* **4**, 1328–1336 (2019).
35. Lian, S., Liu, J., Wu, Y., Xia, P. & Zhu, G. Bacterial and viral co-infection in the intestine: competition scenario and their effect on host immunity. *Int. J. Mol. Sci.* **23**, 2311 (2022).
36. Seekatz, A. M., Safdar, N. & Khanna, S. The role of the gut microbiome in colonization resistance and recurrent clostridioides difficile infection. *Ther. Adv. Gastroenterol.* **15**, 17562848221134396 (2022).
37. Martinson, M. L. & Lapham, J. Prevalence of immunosuppression among US adults. *JAMA* **331**, 880–882 (2024).
38. Wallace, B. I. *et al.* Prevalence of immunosuppressive drug use among commercially insured US adults, 2018–2019. *JAMA Netw. Open* **4**, e214920–e214920 (2021).

39. Morales, F., Montserrat-De la Paz, S., Leon, M. J. & Rivero-Pino, F. Effects of malnutrition on the immune system and infection and the role of nutritional strategies regarding improvements in children's health status: A literature review. *Nutrients* **16**, 1 (2023).
40. Bell, L. C. & Noursadeghi, M. Pathogenesis of HIV-1 and Mycobacterium tuberculosis co-infection. *Nat. Rev. Microbiol.* **16**, 80–90 (2018).
41. Fleming, D. T. & Wasserheit, J. N. From epidemiological synergy to public health policy and practice: the contribution of other sexually transmitted diseases to sexual transmission of HIV infection. *Sex. transmitted infections* **75**, 3–17 (1999).
42. Do Nascimento, I. J. B. *et al.* Infodemics and health misinformation: a systematic review of reviews. *Bull. World Heal. Organ.* **100**, 544 (2022).
43. Jin, S. L. *et al.* Social histories of public health misinformation and infodemics: case studies of four pandemics. *The Lancet Infect. Dis.* **24**, e638–e646 (2024).
44. Dyer, O. Philippines measles outbreak is deadliest yet as vaccine scepticism spurs disease comeback. *BMJ* **364** (2019).
45. Normile, D. Safety concerns derail dengue vaccination program. *Science* **358**, 1514–1515 (2017).
46. BBC News. How a wrong injection helped cause Samoa's measles epidemic. *BBC*.
47. Champredon, D., Shoukat, A., Singer, B. H., Galvani, A. P. & Moghadas, S. M. Curbing the 2019 Samoa measles outbreak. *The Lancet Infect. Dis.* **20**, 287–288 (2020).
48. Grant-Alfieri, A., Schaechter, J. & Lipshultz, S. E. Ingesting and aspirating dry cinnamon by children and adolescents: the “cinnamon challenge”. *Pediatrics* **131**, 833–835 (2013).
49. Breakey, W., Crowley, T. P. & Alrawi, M. Salt and ice, a challenge not to be taken lightly. *J. Burn. Care & Res.* **36**, e230–e230 (2015).
50. Drug Safety Communication. Fda warns about serious problems with high doses of the allergy medicine diphenhydramine (benadryl). *FDA*.
51. Merchant, R. M., South, E. C. & Lurie, N. Public health messaging in an era of social media. *JAMA* **325**, 223–224 (2021).
52. Hyland-Wood, B., Gardner, J., Leask, J. & Ecker, U. K. Toward effective government communication strategies in the era of COVID-19. *Humanit. Soc. Sci. Commun.* **8** (2021).
53. Krapivsky, P. & Redner, S. Epidemic forecast follies. *npj Complex.* **1**, 7 (2024).
54. Pathak, N., Banerjee, A. & Srivastava, J. A generalized linear threshold model for multiple cascades. In *2010 IEEE International Conference on Data Mining*, 965–970 (IEEE, 2010).
55. Mehta, R. S. & Rosenberg, N. A. Modelling anti-vaccine sentiment as a cultural pathogen. *Evol. Hum. Sci.* **2**, e21 (2020).
56. Sznajd-Weron, K. & Sznajd, J. Who is left, who is right? *Phys. A* **351**, 593–604 (2005).
57. Fu, F., Christakis, N. A. & Fowler, J. H. Dueling biological and social contagions. *Sci. Reports* **7**, 43634 (2017).
58. Tambuscio, M., Ruffo, G., Flammini, A. & Menczer, F. Fact-checking effect on viral hoaxes: A model of misinformation spread in social networks. In *Proceedings of the 24th international conference on World Wide Web*, 977–982 (2015).
59. Hébert-Dufresne, L., Mistry, D. & Althouse, B. M. Spread of infectious disease and social awareness as parasitic contagions on clustered networks. *Phys. Rev. Res.* **2**, 033306 (2020).
60. Briand, S. C. *et al.* Infodemics: A new challenge for public health. *Cell* **184**, 6010–6014 (2021).
61. Bedson, J. *et al.* A review and agenda for integrated disease models including social and behavioural factors. *Nat. Hum. Behav.* **5**, 834–846 (2021).
62. Anderson, P. W. More is different: Broken symmetry and the nature of the hierarchical structure of science. *Science* **177**, 393–396 (1972).
63. Hébert-Dufresne, L., Allard, A., Garland, J., Hobson, E. A. & Zaman, L. The path of complexity. *npj Complex.* **1**, 4 (2024).
64. Bernoulli, D. Essai d'une nouvelle analyse de la mortalité causée par la petite vérole, et des avantages de l'inoculation pour la prévenir. (1760).

65. Kermack, W. O. & McKendrick, A. G. A contribution to the mathematical theory of epidemics. *Proc. R. Soc. Lond. A* **115**, 700–721 (1927).
66. May, R. M. & Nowak, M. A. Coinfection and the evolution of parasite virulence. *Proc. Royal Soc. London. Ser. B* **261**, 209–215 (1995).
67. Andreasen, V., Lin, J. & Levin, S. A. The dynamics of cocirculating influenza strains conferring partial cross-immunity. *J. Math. Biol.* **35**, 825–842 (1997).
68. Epstein, J. M., Parker, J., Cummings, D. & Hammond, R. A. Coupled contagion dynamics of fear and disease: mathematical and computational explorations. *PloS One* **3**, e3955 (2008).
69. Newman, M. E. & Ferrario, C. R. Interacting epidemics and coinfection on contact networks. *PloS One* **8**, e71321 (2013).
70. Gog, J. R. & Grenfell, B. T. Dynamics and selection of many-strain pathogens. *Proc. Natl. Acad. Sci.* **99**, 17209–17214 (2002).
71. Karrer, B. & Newman, M. E. Competing epidemics on complex networks. *Phys. Rev. E* **84**, 036106 (2011).
72. Bansal, S. & Meyers, L. A. The impact of past epidemics on future disease dynamics. *J. Theor. Biol.* **309**, 176–184 (2012).
73. Miller, J. C. Cocirculation of infectious diseases on networks. *Phys. Rev. E* **87**, 060801 (2013).
74. Poletto, C., Meloni, S., Colizza, V., Moreno, Y. & Vespignani, A. Host mobility drives pathogen competition in spatially structured populations. *PLoS Comput. Biol.* **9**, e1003169 (2013).
75. Gleeson, J. P., Ward, J. A., O’Sullivan, K. P. & Lee, W. T. Competition-induced criticality in a model of meme popularity. *Phys. Rev. Lett.* **112**, 048701 (2014).
76. Williams, B. J., Ogbunugafor, C. B., Althouse, B. M. & Hébert-Dufresne, L. Immunity-induced criticality of the genotype network of influenza A (H3N2) hemagglutinin. *PNAS Nexus* **1**, pgac143 (2022).
77. Newman, M. E. Threshold effects for two pathogens spreading on a network. *Phys. Rev. Lett.* **95**, 108701 (2005).
78. Funk, S., Gilad, E., Watkins, C. & Jansen, V. A. The spread of awareness and its impact on epidemic outbreaks. *Proc. Natl. Acad. Sci.* **106**, 6872–6877 (2009).
79. Funk, S. & Jansen, V. A. Interacting epidemics on overlay networks. *Phys. Rev. E* **81**, 036118 (2010).
80. Marceau, V., Noël, P.-A., Hébert-Dufresne, L., Allard, A. & Dubé, L. J. Modeling the dynamical interaction between epidemics on overlay networks. *Phys. Rev. E* **84**, 026105 (2011).
81. Wang, W., Liu, Q.-H., Liang, J., Hu, Y. & Zhou, T. Coevolution spreading in complex networks. *Phys. Reports* **820**, 1–51 (2019).
82. Vasco, D. A., Wearing, H. J. & Rohani, P. Tracking the dynamics of pathogen interactions: modeling ecological and immune-mediated processes in a two-pathogen single-host system. *J. Theor. Biol.* **245**, 9–25 (2007).
83. Abu-Raddad, L. J., Van der Ventel, B. & Ferguson, N. M. Interactions of multiple strain pathogen diseases in the presence of coinfection, cross immunity, and arbitrary strain diversity. *Phys. Rev. Lett.* **100**, 168102 (2008).
84. Hébert-Dufresne, L., Patterson-Lomba, O., Goerg, G. M. & Althouse, B. M. Pathogen mutation modeled by competition between site and bond percolation. *Phys. Rev. Lett.* **110**, 108103 (2013).
85. Campbell, E. & Salathé, M. Complex social contagion makes networks more vulnerable to disease outbreaks. *Sci. Reports* **3**, 1905 (2013).
86. De Domenico, M., Granell, C., Porter, M. A. & Arenas, A. The physics of spreading processes in multilayer networks. *Nat. Phys.* **12**, 901 (2016).
87. Liu, Q.-H., Zhong, L.-F., Wang, W., Zhou, T. & Eugene Stanley, H. Interactive social contagions and co-infections on complex networks. *Chaos* **28** (2018).
88. Chen, L., Ghanbarnejad, F., Cai, W. & Grassberger, P. Outbreaks of coinfections: The critical role of cooperativity. *Europhys. Lett.* **104**, 50001 (2013).
89. Hébert-Dufresne, L. & Althouse, B. M. Complex dynamics of synergistic coinfections on realistically clustered networks. *Proc. Natl. Acad. Sci.* **112**, 10551–10556 (2015).

90. Cai, W., Chen, L., Ghanbarnejad, F. & Grassberger, P. Avalanche outbreaks emerging in cooperative contagions. *Nat. Phys.* **11**, 936 (2015).
91. Chen, L., Ghanbarnejad, F. & Brockmann, D. Fundamental properties of cooperative contagion processes. *New J. Phys.* **19**, 103041 (2017).
92. Soriano-Paños, D., Ghanbarnejad, F., Meloni, S. & Gómez-Gardeñes, J. Markovian approach to tackle the interaction of simultaneous diseases. *Phys. Rev. E* **100**, 062308 (2019).
93. Grassberger, P., Chen, L., Ghanbarnejad, F. & Cai, W. Phase transitions in cooperative coinfections: Simulation results for networks and lattices. *Phys. Rev. E* **93**, 042316 (2016).
94. Hébert-Dufresne, L., Scarpino, S. V. & Young, J.-G. Macroscopic patterns of interacting contagions are indistinguishable from social reinforcement. *Nat. Phys.* **16**, 426–431 (2020).
95. Lamata-Otín, S., Gómez-Gardeñes, J. & Soriano-Paños, D. Pathways to discontinuous transitions in interacting contagion dynamics. *J. Physics: Complex.* **5**, 015015 (2024).
96. Centola, D. The spread of behavior in an online social network experiment. *Science* **329**, 1194–1197 (2010).
97. de Arruda, G. F., Rodrigues, F. A. & Moreno, Y. Fundamentals of spreading processes in single and multilayer complex networks. *Phys. Reports* **756**, 1–59 (2018).
98. Wang, W. *et al.* Epidemic spreading on higher-order networks. *Phys. Reports* **1056**, 1–70 (2024).
99. Bródka, P., Musial, K. & Jankowski, J. Interacting spreading processes in multilayer networks: A systematic review. *IEEE Access* **8**, 10316–10341 (2020).
100. Huang, H., Chen, Y. & Ma, Y. Modeling the competitive diffusions of rumor and knowledge and the impacts on epidemic spreading. *Appl. Math. Comput.* **388**, 125536 (2021).
101. Li, W., Xue, X., Pan, L., Lin, T. & Wang, W. Competing spreading dynamics in simplicial complex. *Appl. Math. Comput.* **412**, 126595 (2022).
102. Nie, Y., Li, W., Pan, L., Lin, T. & Wang, W. Markovian approach to tackle competing pathogens in simplicial complex. *Appl. Math. Comput.* **417**, 126773 (2022).
103. Li, W. *et al.* Coevolution of epidemic and infodemic on higher-order networks. *Chaos, Solitons & Fractals* **168**, 113102 (2023).
104. Fan, J., Yin, Q., Xia, C. & Perc, M. Epidemics on multilayer simplicial complexes. *Proc. Royal Soc. A* **478**, 20220059 (2022).
105. You, X., Zhang, M., Ma, Y., Tan, J. & Liu, Z. Impact of higher-order interactions and individual emotional heterogeneity on information-disease coupled dynamics in multiplex networks. *Chaos, Solitons & Fractals* **177**, 114186 (2023).
106. Liu, L., Feng, M., Xia, C., Zhao, D. & Perc, M. Epidemic trajectories and awareness diffusion among unequals in simplicial complexes. *Chaos, Solitons & Fractals* **173**, 113657 (2023).
107. Hong, Z., Zhou, H., Wang, Z., Yin, Q. & Liu, J. Coupled propagation dynamics of information and infectious disease on two-layer complex networks with simplices. *Mathematics* **11**, 4904 (2023).
108. Zhu, Y., Li, C. & Li, X. Epidemic spreading on coupling network with higher-order information layer. *New J. Phys.* **25**, 113043 (2023).
109. Min, Y. *et al.* Diversity of multilayer networks and its impact on collaborating epidemics. *Phys. Rev. E* **90**, 062803 (2014).
110. Nguyen, M. M. Upper bounds on overshoot in sir models with nonlinear incidence. *npj Complex.* **1**, 11 (2024).
111. Katz, E. & Lazarsfeld, P. F. *Personal Influence* (The Free Press, New York, 1955).
112. Weimann, G. *The Influentials: People Who Influence People* (State University of New York Press, Albany, NY, 1994).
113. Gladwell, M. *The Tipping Point* (Little, Brown and Company, New York, 2000).
114. Watts, D. J. & Dodds, P. S. Influentials, networks, and public opinion formation. *J. Consumer Res.* **34**, 441–458 (2007).
115. Goffman, W. & Newill, V. A. Generalization of epidemic theory: An application to the transmission of ideas. *Nature* **204**, 225–228 (1964).

116. Cavalli-Sforza, L. L., Feldman, M. W., Chen, K.-H. & Dornbusch, S. M. Theory and observation in cultural transmission. *Science* **218**, 19–27 (1982).
117. Ananthasubramaniam, A., Jurgens, D. & Romero, D. M. Networks and identity drive the spatial diffusion of linguistic innovation in urban and rural areas. *npj Complex.* **1**, 14 (2024).
118. Lerman, K., Feldman, D., He, Z. & Rao, A. Affective polarization and dynamics of information spread in online networks. *npj Complex.* **1**, 8 (2024).
119. Schelling, T. C. Dynamic models of segregation. *J. Math. Sociol.* **1**, 143–186 (1971).
120. Granovetter, M. Threshold models of collective behavior. *Am. J. Sociol.* **83**, 1420–1443 (1978).
121. Granovetter, M. S. & Soong, R. Threshold models of diffusion and collective behavior. *J. Math. Sociol.* **9**, 165–179 (1983).
122. Granovetter, M. S. & Soong, R. Threshold models of interpersonal effects in consumer demand. *J. Econ. Behav. Organ.* **7**, 83–99 (1986).
123. Granovetter, M. & Soong, R. Threshold models of diversity: Chinese restaurants, residential segregation, and the spiral of silence. *Sociol. Methodol.* **18**, 69–104 (1988).
124. Dodds, P. S. & Watts, D. J. Universal behavior in a generalized model of contagion. *Phys. Rev. Lett.* **92**, 218701 (2004).
125. Dodds, P. S. & Watts, D. J. A generalized model of social and biological contagion. *J. Theor. Biol.* **232**, 587–604, DOI: [doi: 10.1016/j.jtbi.2004.09.006](https://doi.org/10.1016/j.jtbi.2004.09.006) (2005).
126. Guille, A., Hacid, H., Favre, C. & Zighed, D. A. Information diffusion in online social networks: A survey. *ACM Sigmod Rec.* **42**, 17–28 (2013).
127. Lerman, K. & Ghosh, R. Information contagion: An empirical study of the spread of news on Digg and Twitter social networks. In *Proceedings of the international AAAI conference on web and social media*, vol. 4, 90–97 (2010).
128. Lu, W., Chen, W. & Lakshmanan, L. V. From competition to complementarity: comparative influence diffusion and maximization. *Proc. VLDB Endow.* **9**, 60–71 (2015).
129. Myers, S. A. & Leskovec, J. Clash of the contagions: Cooperation and competition in information diffusion. In *2012 IEEE 12th international conference on data mining*, 539–548 (IEEE, 2012).
130. Zarezade, A., Khodadadi, A., Farajtabar, M., Rabiee, H. & Zha, H. Correlated cascades: Compete or cooperate. In *Proceedings of the AAAI Conference on Artificial Intelligence*, vol. 31 (2017).
131. Hawkes, A. G. Spectra of some self-exciting and mutually exciting point processes. *Biometrika* **58**, 83–90 (1971).
132. Weng, L., Flammini, A., Vespignani, A. & Menczer, F. Competition among memes in a world with limited attention. *Sci. Reports* **2**, 335 (2012).
133. Althouse, B. M. *et al.* Enhancing disease surveillance with novel data streams: challenges and opportunities. *EPJ Data Sci.* **4**, 1–8 (2015).
134. Leskovec, J., Backstrom, L. & Kleinberg, J. Meme-tracking and the dynamics of the news cycle. In *Proceedings of the 15th ACM SIGKDD international conference on Knowledge discovery and data mining*, 497–506 (2009).
135. Gruhl, D., Guha, R., Liben-Nowell, D. & Tomkins, A. Information diffusion through blogspace. In *Proceedings of the 13th international conference on World Wide Web*, 491–501 (2004).
136. Adar, E. & Adamic, L. A. Tracking information epidemics in blogspace. In *The 2005 IEEE/WIC/ACM International Conference on Web Intelligence (WI'05)*, 207–214 (IEEE, 2005).
137. Kleinberg, J. Bursty and hierarchical structure in streams. In *Proceedings of the eighth ACM SIGKDD international conference on Knowledge Discovery and Data Mining*, 91–101 (2002).
138. Mandl, K. D. *et al.* Implementing syndromic surveillance: a practical guide informed by the early experience. *J. Am. Med. Informatics Assoc.* **11**, 141–150 (2004).

139. Dubey, A., Moro, E., Cebrian, M. & Rahwan, I. Memesequencer: Sparse matching for embedding image macros. In *Proceedings of the 2018 World Wide Web Conference*, 1225–1235 (2018).
140. Afridi, T. H., Alam, A., Khan, M. N., Khan, J. & Lee, Y.-K. A multimodal memes classification: A survey and open research issues. In *Innovations in Smart Cities Applications Volume 4: The Proceedings of the 5th International Conference on Smart City Applications*, 1451–1466 (Springer, 2021).
141. Beskow, D. M., Kumar, S. & Carley, K. M. The evolution of political memes: Detecting and characterizing internet memes with multi-modal deep learning. *Inf. Process. & Manag.* **57**, 102170 (2020).
142. Ling, C. *et al.* Dissecting the meme magic: Understanding indicators of virality in image memes. *Proc. ACM on Human-Computer Interact.* **5**, 1–24 (2021).
143. Sartre, J.-P. *La Nausée* (Éditions Gallimard, 1938).
144. Ranke, K. Kategorienprobleme der Volksprosa. *Fabula* **9**, 4 (1967).
145. Fisher, W. R. Narration as a human communication paradigm: The case of public moral argument. *Commun. Monogr.* **51**, 1–22 (1984).
146. Gould, S. J. So near and yet so far. *The New York Rev. Books* **41**, 26 (1994).
147. Ferrand, N. & Weil, M. *Homo narrativus: Dix ans de recherche sur la topique romanesque* (Université Paul-Valéry de Montpellier, 2001).
148. Bruner, J. S. *Making stories: Law, literature, life* (Harvard University Press, 2003).
149. Boyd, B. *On the Origin of Stories: Evolution, Cognition, and Fiction* (Belknap Press, 2010).
150. Moretti, F. *Distant Reading* (Verso, New York, 2013).
151. Dodds, P. S. Homo Narrativus and the trouble with fame. *Nautilus Magazine* (2013).
152. Gottschall, J. *The Storytelling Animal: How Stories Make Us Human* (Mariner Books, 2013).
153. Maruna, S. Foreword: Narrative criminology as the new mainstream. In *Narrative criminology*, vii–x (New York University Press, 2015).
154. Shiller, R. J. Narrative economics. *Am. Econ. Rev.* **107**, 967–1004 (2017).
155. Puchner, M. *The Written World: How Literature Shaped Civilization* (Random, 2017).
156. Garland, J., Ghazi-Zahedi, K., Young, J.-G., Hébert-Dufresne, L. & Galesic, M. Impact and dynamics of hate and counter speech online. *EPJ Data Sci.* **11**, 3 (2022).
157. Labov, W. & Waletzky, J. Narrative analysis: Oral versions of personal experience. (1997).
158. Barkun, M. *A culture of conspiracy: Apocalyptic visions in contemporary America*, vol. 15 (Univ of California Press, 2013).
159. Holur, P., Wang, T., Shahsavari, S., Tangherlini, T. & Roychowdhury, V. Which side are you on? Insider-Outsider classification in conspiracy-theoretic social media. *Proc. 60th Annu. Meet. Assoc. for Comput. Linguist.* **1**, 4975–4987 (2022).
160. Holur, P., Chong, D., Tangherlini, T. & Roychowdhury, V. My side, your side and the evidence: Discovering aligned actor groups and the narratives they weave. In *Proceedings of the 61st Annual Meeting of the Association for Computational Linguistics*, 8938–8952 (2023).
161. Tangherlini, T. R. *et al.* “Mommy blogs” and the vaccination exemption narrative: results from a machine-learning approach for story aggregation on parenting social media sites. *JMIR Public Heal. Surveillance* **2**, e6586 (2016).
162. Greimas, A. J. Éléments pour une théorie de l’interprétation du récit mythique. *Communications* **8**, 28–59 (1966).
163. Lehnert, W. G. Plot units and narrative summarization. *Cogn. Sci.* **5**, 293–331 (1981).
164. Tangherlini, T. R., Shahsavari, S., Shahbazi, B., Ebrahimzadeh, E. & Roychowdhury, V. An automated pipeline for the discovery of conspiracy and conspiracy theory narrative frameworks: Bridgegate, Pizzagate and storytelling on the web. *PloS One* **15**, e0233879 (2020).
165. Boole, G. *An investigation of the laws of thought: on which are founded the mathematical theories of logic and probabilities*, vol. 2 (Walton and Maberly, 1854).

166. Eskeröd, A. *Łrets äring: etnologiska studier i skördens och julens tro och sed*. Ph.D. thesis, Nordisk museet (1947).
167. Anderson, W. *Kaiser und Abt: Die Geschichte eines Schwanks*, vol. 42 (Suomalainen Tiedeakatemia, Academia Scientiarum Fennica, 1923).
168. Bauch, C. T. & Galvani, A. P. Social factors in epidemiology. *Science* **342**, 47–49 (2013).
169. Magarey, R. D. & Trexler, C. M. Information: A missing component in understanding and mitigating social epidemics. *Humanit. Soc. Sci. Commun.* **7**, 1–11 (2020).
170. Nettasinghe, B., Percus, A. G. & Lerman, K. How out-group animosity can shape partisan divisions: A model of affective polarization. *PNAS nexus* pgaf082 (2025).
171. Nettasinghe, B., Rao, A., Jiang, B., Percus, A. & Lerman, K. In-group love, out-group hate: A framework to measure affective polarization via contentious online discussions. In *Proceedings of The Web Conference* (2025).
172. Ajzen, I. The theory of planned behavior. *Organ. Behav. Hum. Decis. Process.* (1991).
173. Monroe, B. M. & Read, S. J. A general connectionist model of attitude structure and change: the acs (attitudes as constraint satisfaction) model. *Psychol. Rev.* **115**, 733 (2008).
174. Olsson, H. & Galesic, M. Analogies for modeling belief dynamics. *Trends Cogn. Sci.* (2024).
175. Schmelz, K. & Bowles, S. Overcoming COVID-19 vaccination resistance when alternative policies affect the dynamics of conformism, social norms, and crowding out. *Proc. Natl. Acad. Sci.* **118**, e2104912118 (2021).
176. Pew Research Center. Public opinion on abortion (2024).
177. Festinger, L. A theory of social comparison processes. *Hum. Relations* **7**, 117–140 (1954).
178. Brennan, M. Same-sex relations, marriage still supported by most in U.S. Gallup (2024).
179. Ebner, J. From margins to mainstream: How extremism has conquered the political middle. International Centre for Counter-Terrorism (2023).
180. Pertwee, E., Simas, C. & Larson, H. J. An epidemic of uncertainty: rumors, conspiracy theories and vaccine hesitancy. *Nat. Medicine* **28**, 456–459 (2022).
181. Solomon, S., Greenberg, J. & Pyszczynski, T. Pride and prejudice: Fear of death and social behavior. *Curr. Dir. Psychol. Sci.* **9**, 200–204 (2000).
182. Castellano, C., Fortunato, S. & Loreto, V. Statistical physics of social dynamics. *Rev. Mod. Phys.* **81**, 591–646 (2009).
183. Flache, A. *et al.* Models of social influence: Towards the next frontiers. *JASSS-The J. Artif. Soc. Soc. Simul.* **20**, 2 (2017).
184. Redner, S. Reality-inspired voter models: A mini-review. *Comptes Rendus Physique* **20**, 275–292 (2019).
185. Galesic, M., Olsson, H., Dalege, J., Van Der Does, T. & Stein, D. L. Integrating social and cognitive aspects of belief dynamics: towards a unifying framework. *J. Royal Soc. Interface* **18**, 20200857 (2021).
186. Chater, N., Tenenbaum, J. B. & Yuille, A. Probabilistic models of cognition: Conceptual foundations. *Trends Cogn. Sci.* **10**, 287–291 (2006).
187. Bikhchandani, S., Hirshleifer, D. & Welch, I. A theory of fads, fashion, custom and cultural change as informational cascades. Tech. Rep., David K. Levine (2010).
188. Van Benthem, J. *Logical dynamics of information and interaction* (Cambridge University Press, 2011).
189. Friedkin, N. E. & Johnsen, E. C. Social influence and opinions. *J. Math. Sociol.* **15**, 193–206 (1990).
190. Einhorn, H. J. & Hogarth, R. M. Unit weighting schemes for decision making. *Organ. Behav. Hum. Perform.* **13**, 171–192 (1975).
191. Fic, M. & Gokhale, C. S. Catalysing cooperation: the power of collective beliefs in structured populations. *npj Complex.* **1**, 6 (2024).
192. Gigerenzer, G. & Goldstein, D. G. Reasoning the fast and frugal way: models of bounded rationality. *Psychol. Rev.* **103**, 650 (1996).
193. Converse, P. E. The nature of belief systems in mass publics. In Apter, D. E. (ed.) *Ideology and Its Discontent*, 206–261 (The Free Press, New York, NY, USA, 1964).

194. Dalege, J. *et al.* Toward a formalized account of attitudes: The Causal Attitude Network (CAN) model. *Psychol. Rev.* **123**, 2 (2016).
195. Boutyline, A. & Vaisey, S. Belief network analysis: A relational approach to understanding the structure of attitudes. *Am. J. Sociol.* **122**, 1371–1447 (2017).
196. Brandt, M. J., Sibley, C. G. & Osborne, D. What is central to political belief system networks? *Pers. Soc. Psychol. Bull.* **45**, 1352–1364 (2019).
197. Vlasceanu, M., Dyckovsky, A. M. & Coman, A. A network approach to investigate the dynamics of individual and collective beliefs: Advances and applications of the bending model. *Perspectives on Psychol. Sci.* **19**, 444–453 (2024).
198. Rodriguez, N., Bollen, J. & Ahn, Y.-Y. Collective dynamics of belief evolution under cognitive coherence and social conformity. *PLoS One* **11**, e0165910 (2016).
199. Brandt, M. J. & Vallabha, S. Inter-attitude centrality does not appear to reduce persuasion for political attitudes. *Eur. J. Soc. Psychol.* **53**, 1342–1358 (2023).
200. Turner-Zwinkels, F. M. & Brandt, M. J. Belief system networks can be used to predict where to expect dynamic constraint. *J. Exp. Soc. Psychol.* **100**, 104279 (2022).
201. Dalege, J., Galesic, M. & Olsson, H. Networks of beliefs: An integrative theory of individual-and social-level belief dynamics. *Psychol. Rev.* (2024).
202. Aiyappa, R., Flammini, A. & Ahn, Y.-Y. Emergence of simple and complex contagion dynamics from weighted belief networks. *Sci. Adv.* **10**, eadh4439 (2024).
203. Maghool, S., Maleki-Jirsaraei, N. & Cremonini, M. The coevolution of contagion and behavior with increasing and decreasing awareness. *PloS One* **14**, e0225447 (2019).
204. O’Gara, D., Kasman, M., Hébert-Dufresne, L. & Hammond, R. A. Adaptive behaviour during epidemics: a social risk appraisal approach to modelling dynamics. *J. Royal Soc. Interface* **22**, 20240363 (2025).
205. Stanoev, A., Trpevski, D. & Kocarev, L. Modeling the spread of multiple concurrent contagions on networks. *PloS One* **9**, e95669 (2014).
206. Shrestha, S., King, A. A. & Rohani, P. Statistical inference for multi-pathogen systems. *PLoS Comput. Biol.* **7**, e1002135 (2011).
207. Colgate, E. R. *et al.* Network analysis of patterns and relevance of enteric pathogen co-infections among infants in a diarrhea-endemic setting. *PLOS Comput. Biol.* **19**, e1011624 (2023).
208. Fountain-Jones, N. M. *et al.* Endemic infection can shape exposure to novel pathogens: Pathogen co-occurrence networks in the Serengeti lions. *Ecol. Lett.* **22**, 904–913 (2019).
209. Gül, I., Lebre, R. & Aberer, K. Stance detection on social media with fine-tuned large language models. *arXiv preprint arXiv:2404.12171* (2024).
210. Blanchet, F. G., Cazelles, K. & Gravel, D. Co-occurrence is not evidence of ecological interactions. *Ecol. Lett.* **23**, 1050–1063 (2020).
211. Powell-Romero, F., Wells, K. & Clark, N. J. A systematic review and guide for using multi-response statistical models in co-infection research. *Royal Soc. Open Sci.* **11**, 231589 (2024).
212. Chen, L. Persistent spatial patterns of interacting contagions. *Phys. Rev. E* **99**, 022308 (2019).
213. Waring, T. M. *et al.* Operationalizing cultural adaptation to climate change: Contemporary examples from United States agriculture. *Proc. Royal Soc. B* **378**, 20220397 (2023).
214. Griffiths, E. C., Pedersen, A. B., Fenton, A. & Petchey, O. L. The nature and consequences of coinfection in humans. *J. Infect.* **63**, 200–206 (2011).
215. Su, Y., Zhang, X., Liu, L., Song, S. & Fang, B. Understanding information interactions in diffusion: an evolutionary game-theoretic perspective. *Front. Comput. Sci.* **10**, 518–531 (2016).
216. Ghanbarnejad, F., Seegers, K., Cardillo, A. & Hövel, P. Emergence of synergistic and competitive pathogens in a coevolutionary spreading model. *Phys. Rev. E* **105**, 034308 (2022).

- 217. Khazaei, A. & Ghanbarnejad, F. Effects of measures on phase transitions in two cooperative susceptible-infectious-recovered dynamics. *Phys. Rev. E* **105**, 034311 (2022).
- 218. Levins, R. Some demographic and genetic consequences of environmental heterogeneity for biological control. *Bull. Entomol. Soc. Am.* **15**, 237–240 (1969).
- 219. Hanski, I. Coexistence of competitors in patchy environment. *Ecology* **64**, 493–500 (1983).
- 220. Cazelles, K., Mouquet, N., Mouillot, D. & Gravel, D. On the integration of biotic interaction and environmental constraints at the biogeographical scale. *Ecography* **39**, 921–931 (2016).
- 221. Hassell, J. M. *et al.* Towards an ecosystem model of infectious disease. *Nat. Ecol. & Evol.* **5**, 907–918 (2021).
- 222. Vilà, M. *et al.* Viewing emerging human infectious epidemics through the lens of invasion biology. *BioScience* **71**, 722–740 (2021).
- 223. Lasky, J. R., Hooten, M. B. & Adler, P. B. What processes must we understand to forecast regional-scale population dynamics? *Proc. Royal Soc. B* **287**, 20202219 (2020).