

# A Case Study Exploring the Current Landscape of Synthetic Medical Record Generation with Commercial LLMs

**Yihan Lin**

*Department of Computer Science  
University of California, Los Angeles, USA*

YIHAN23@G.UCLA.EDU

**Zhirong Yu**

*Bioinformatics IDP  
University of California, Los Angeles, USA*

BELLABRUIN5711@G.UCLA.EDU

**Simon A. Lee**

*Department of Computational Medicine  
University of California, Los Angeles, USA*

SIMONLEE711@G.UCLA.EDU

## Abstract

Synthetic Electronic Health Records (EHRs) offer a valuable opportunity to create privacy-preserving and harmonized structured data, supporting numerous applications in healthcare. Key benefits of synthetic data include precise control over the data schema, improved fairness and representation of patient populations, and the ability to share datasets without concerns about compromising real individuals' privacy. Consequently, the AI community has increasingly turned to Large Language Models (LLMs) to generate synthetic data across various domains. However, a significant challenge in healthcare is ensuring that synthetic health records reliably generalize across different hospitals, a long-standing issue in the field. In this work, we evaluate the current state of commercial LLMs for generating synthetic data and investigate multiple aspects of the generation process to identify areas where these models excel and where they fall short. Our main finding from this work is that while LLMs can reliably generate synthetic health records for smaller subsets of features, they struggle to preserve realistic distributions and correlations as the dimensionality of the data increases, ultimately limiting their ability to generalize across diverse hospital settings.

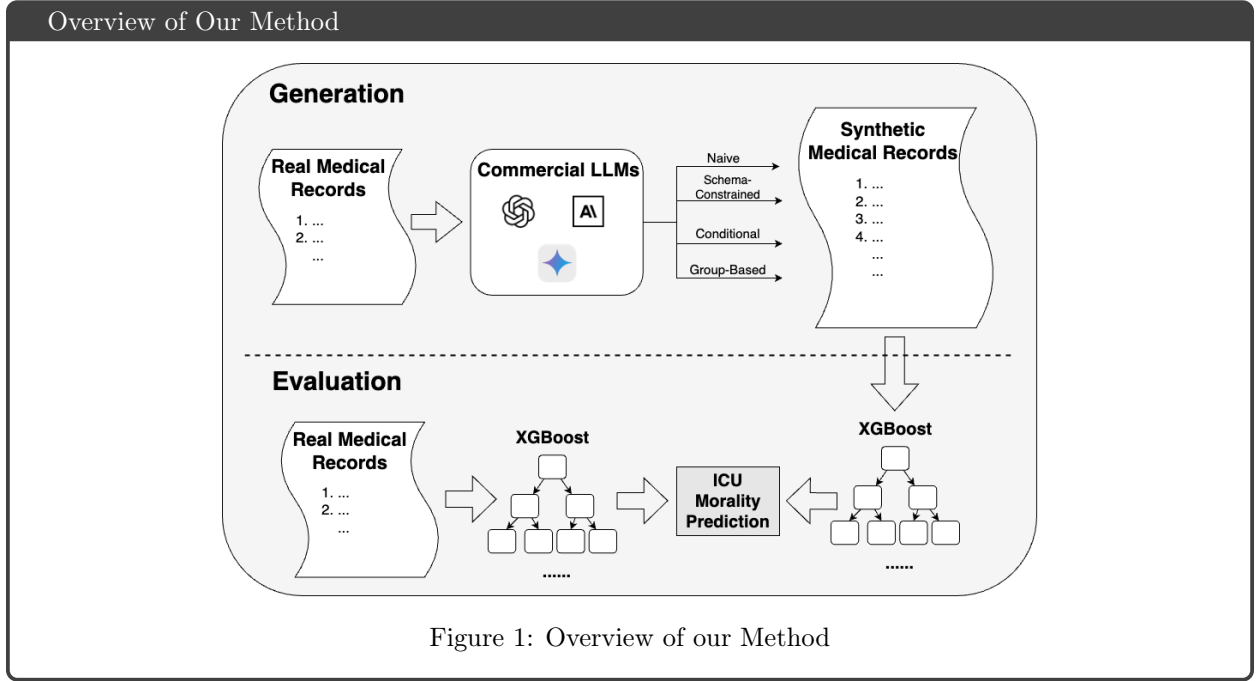
**Data and Code Availability** This work was conducted using numerous enterprise accounts of various commercial Large Language Models. Model Checkpoints may affect reproducibility of this work. The validation data was sourced from eICU database (Pollard et al., 2018) which is a multi-center dataset comprising deidentified health data from over 200,000 ICU admissions across the United States between 2014 and 2015.

**Institutional Review Board (IRB)** Our work did not require IRB approval.

## 1. Introduction

Large Language Models (LLMs) have significantly advanced AI research, serving as powerful tools for diverse applications through their sophisticated natural language understanding and generation capabilities (Wang et al., 2023). A prominent application of LLMs is synthetic data generation, particularly in healthcare, where they can create synthetic electronic health records (EHRs) (Chen et al., 2021). Synthetic EHRs offer structured and consistent data generation while addressing privacy concerns associated with real patient data. Additionally, LLMs can generate datasets that better represent underrepresented and marginalized groups, mitigating the diversity limitations of traditional datasets such as MIMIC (Johnson et al., 2016) and UK Biobank (Bycroft et al., 2018).

Despite these advantages, generating synthetic medical records poses challenges in ensuring model generalizability across diverse patient populations and heterogeneous data structures (Goetz et al., 2024; Goldstein et al., 2017). Efforts in data harmonization, including frameworks like MEDS (Kolo et al., 2024) and



schema-matching techniques (Parciak et al., 2024), have made strides but have not fully resolved these issues. Consequently, synthetic data generation remains a promising approach for creating harmonized and adaptable datasets.

In this work, we explore the use of LLMs to generate synthetic EHRs and evaluate their effectiveness in healthcare modeling. We investigate various generation strategies, focusing on factors such as sample size, dimensionality, as well as fidelity and privacy. To assess the generalizability of the synthetic data, we conduct multi-site validation using real data from the eICU database (Pollard et al., 2018). Our benchmarking framework uses an XGBoost (Shwartz-Ziv and Armon, 2022) to provide a robust evaluation of synthetic datasets, addressing the gap in assessing the robustness and generalizability of LLM-generated synthetic data in healthcare.

**Importance of the Problem** Fair and representative datasets are crucial for developing equitable and effective AI systems in healthcare (Chen et al., 2023). The field faces persistent challenges related to data access, diversity, and bias, which compromise the reliability and fairness of AI models (Chen et al., 2018). Synthetic data generation offers a viable solution to these issues by providing alternatives that enhance diversity and protect privacy. However, there is a lack of rigorous studies evaluating the robustness and generalizability of synthetic datasets, particularly in healthcare settings.

**What Makes Generating EHR Challenging?** Generating synthetic EHR presents significant challenges, primarily due to the intricate and clinically meaningful relationships that must be preserved between covariates and features. EHR data encompasses a wide array of variables, each of which interacts in complex, non-linear ways. Ensuring that these interdependencies remain coherent and reflective of real-world medical scenarios is crucial for the synthetic data to be both useful and valid for downstream applications.

As the scale increases, maintaining these intricate relationships becomes exponentially more difficult. High-dimensional data introduces issues such as sparsity and the curse of dimensionality, which complicate the modeling of joint distributions and the preservation of conditional dependencies. Balancing the fidelity of synthetic data with computational feasibility and privacy constraints further exacerbates the difficulty, making the generation of large-scale, realistic EHR datasets a formidable task.

## 2. Related Works

### 2.1. Synthetic Data Generation

Synthetic data—artificially generated information that replicates the statistical properties of real-world data—has become a pivotal resource across various industries (Raghunathan, 2021; Jordon et al., 2022; Nikolenko, 2021). Its benefits include enhanced privacy by removing personal identifiers, reduced data collection costs, and the ability to generate large-scale, tailored datasets. Nonetheless, challenges such as the potential omission of rare edge cases and the need for rigorous validation to ensure accuracy and relevance persist.

In the context of Large Language Models (LLMs), synthetic data offers significant research advancements. It enables LLMs to learn from a broader spectrum of examples without exposing sensitive information or infringing on proprietary content (Gholami and Omar, 2023). Ensuring the quality and relevance of synthetic data is crucial, as inaccuracies can impair model performance. Studies have shown that appropriately generated synthetic data can enhance LLM performance on downstream tasks (Gholami and Omar, 2023), improve hidden state representations through pre-training (Wang et al., 2023), and facilitate complex reasoning in applications like AlphaGeometry (Trinh et al., 2024).

Recent advancements indicate that LLMs surpass traditional generative models, such as Generative Adversarial Networks (GANs) and Variational Autoencoders (VAEs), in producing high-fidelity synthetic tabular data (Borisov et al., 2023). For example, GReaT (Borisov et al., 2023) leverages pre-trained LLMs to outperform GANs in synthesizing high-quality tabular data. Subsequent models, including ReaLTAb-Former (Solatorio and Dupriez, 2023), TabuLa (Zhao et al., 2023), DP-LLMTGen (Tran and Xiong, 2024), and CLLM (Seedat et al., 2024), have introduced new features that enhance data generation capabilities. Additionally, MALLM-GAN (Ling et al., 2024) integrates LLMs within GAN architectures to further improve synthetic data generation.

### 2.2. Synthetic Data in Healthcare

Synthetic data is well-established in healthcare, with studies evaluating its benefits and challenges (Gonzales et al., 2023). The high-dimensional nature of patient records requires advanced methods for accurate generation. Generative Adversarial Networks (GANs) have been pivotal in this domain, capable of simulating the complex distributions of patient data (Yan et al., 2024). Notable models include PATE-GAN (Jordon et al., 2018), which incorporates differential privacy via the Private Aggregation of Teacher Ensembles (PATE) approach, ADS-GAN (Yoon et al., 2020), TimeGAN (Yoon et al., 2019), and attentive state-space models (Alaa and van der Schaar, 2019), each enhancing data quality and privacy in different ways. Tools such as GOGGLE (Liu et al., 2023) and DECAF (van Breugel et al., 2021) focus on generating high-fidelity and fair synthetic tabular data, respectively.

LLMs have also emerged as powerful tools for generating synthetic Electronic Health Records (EHRs), addressing data scarcity and privacy concerns in medical research. By leveraging extensive biomedical literature and medical records, LLMs can produce realistic patient data that mirrors real-world datasets without compromising patient confidentiality (Hao et al., 2024).

### 2.3. Leveraging Large Language Models in Healthcare

Large Language Models (LLMs) have been increasingly utilized in healthcare to enhance patient care and clinical decision-making. Recent advancements have led to the development of models such as MOTOR (Steinberg et al., 2023) and Event Stream GPT (ESGPT) (McDermott et al., 2023), which are pre-trained on Electronic Health Record (EHR) data to capture complex event sequences in continuous time. Additionally, approaches such as MEME (Lee et al., 2024b) and GenHPF (Hur et al., 2023) enable the transformation of structured EHR data into textual formats (Hegselmann et al., 2023; Ono and Lee, 2024), facilitating the application of LLMs to various predictive tasks within the language modeling space. The incorporation of inductive biases, as demonstrated by DK-BEHRT (An et al., 2025), and Clinical ModernBERT (Lee et al.,

2025), along with the integration of external knowledge bases (Wang and Zhang, 2024), further improves the performance and reliability of LLMs in clinical applications.

Beyond structured data modeling, LLMs have demonstrated significant potential in clinical decision support, including disease diagnosis (Zhou et al., 2024), personalized medication recommendations (Lee et al., 2024a), treatment optimization (Benary et al., 2023), automated medical coding (Soroush et al., 2024; Lee and Lindsey, 2024), and clinical document generation (Yuan et al., 2024; Kumichev et al., 2024). In medical question-answering tasks, models such as Med-PaLM 2 (Singhal et al., 2023) have achieved notable performance improvements, outperforming previous models on benchmarks such as MedQA (Jin et al., 2021) and MedExQA (Kim et al., 2024). Recent research has focused on refining training methodologies and incorporating external medical knowledge sources to improve the factual accuracy and contextual relevance of LLM-generated responses (Yang et al., 2023), further advancing their potential for real-world deployment in clinical settings.

### 3. Methods

#### 3.1. Large Language Models & Data Generation

In our study, we leverage ChatGPT Enterprise<sup>1</sup> as our primary framework for operating large language model (LLM). In particular we use o1 models to help us generate synthetic data as it represents one of the state of the art commercial LLMs across a broad range of tasks (Jaech et al., 2024). Further experimentation is done on two other commercial LLMs and there results can be found in the appendix.

The primary objective of this study is to investigate methods for generating synthetic data that effectively generalizes **within the distribution** of the eICU database (Pollard et al., 2018). Specifically, we define generalization as the ability to produce synthetic data,  $\hat{\mathcal{D}}$ , such that the distribution of its features,  $P_{\hat{\mathcal{D}}}(\mathbf{x})$ , closely approximates the true data distribution,  $P_{\mathcal{D}}(\mathbf{x})$ , within the same feature space  $\mathbf{x} \in \mathbb{R}^d$ . Mathematically, this is expressed as minimizing the divergence between these distributions  $D(P_{\mathcal{D}} \| P_{\hat{\mathcal{D}}})$ , where  $D(\cdot \| \cdot)$  denotes a divergence measure (via KL divergence). To achieve this, we aim to generate synthetic datasets adhering to the schema of the eICU database, ensuring that each column corresponds to a predefined feature or label and each row represents a patient or recorded visit. The features included in the generated data are informed by the attributes presented in the Johnson et al. (2018) study.

**Naive Generation** In the naive generation approach, a large language model (LLM) is simply shown an example of the eICU data and asked to produce synthetic EHR rows based on that single example file. No additional instructions or constraints are provided. This technique can be viewed as the most straightforward way (baseline) of generating synthetic records: the model observes the structure, values, and potential distribution of features in a small sample of real data, then attempts to mimic that distribution in its outputs.

**Schema-Constrained Generation** A more refined method similar to that of (Borisov et al., 2023) introduces explicit instructions or constraints that the LLM must follow while generating synthetic data.

By emphasizing relevant domain rules, this approach reduces the risk of producing logically inconsistent entries. However, it demands more preparatory work to encode these constraints in the prompt, and extensive prompt engineering is required to balance realism with data diversity.

**Conditional Generation** A key limitation of purely schema-constrained approaches is the lack of dynamic conditioning on previously generated features. In conditional generation used by many previous works (Borisov et al., 2023; Vardhan et al., 2024), each feature is sampled incrementally, taking into account the values already generated. Formally, let  $\mathbf{x} = (x_1, x_2, \dots, x_N)$  represent the  $N$  features (e.g., vital signs, demographic attributes, lab results) for a patient record. The LLM approximates the joint distribution

$$P(\mathbf{x}) = P(x_1, x_2, \dots, x_N) = \prod_{i=1}^N P(x_i \mid x_1, \dots, x_{i-1}). \quad (1)$$

1. <https://openai.com/index/introducing-chatgpt-enterprise/>

Performance Comparison of Generative Strategies

Strategy/Features/Sample Size	Within/Across Dataset	Avg. KL Divergence	AUC (Mean $\pm$ CI)	AUPRC (Mean $\pm$ CI)
Naive/all/1k	within	—	0.4558 [0.3772, 0.5451]	0.4347 [0.3518, 0.5352]
	across	0.5797	0.5382 [0.4829, 0.5943]	0.5398 [0.4585, 0.6084]
Schema/all/1k	within	—	0.4319 [0.3579, 0.5259]	0.5082 [0.4234, 0.5970]
	across	0.5212	0.6205 [0.5623, 0.6848]	0.5774 [0.4974, 0.6528]
Conditional/all/1k	within	—	0.5051 [0.4207, 0.5951]	0.4099 [0.3351, 0.4908]
	across	0.3051	0.4769 [0.4279, 0.5358]	0.4858 [0.4230, 0.5608]
Group/all/1k	within	—	0.5136 [0.4275, 0.5942]	0.5341 [0.4352, 0.6326]
	across	<b>0.2963</b>	0.5052 [0.4472, 0.5634]	0.5070 [0.4446, 0.5849]

Table 1: Performance comparison of different generative strategies for synthetic data generation across all features and 1,000 samples. Metrics include average KL divergence, AUC (Mean  $\pm$  Confidence Interval), and AUPRC (Mean  $\pm$  Confidence Interval), evaluated in both within-dataset and across-dataset scenarios.

In practice, the model sequentially generates  $x_i$  conditioned on all previously generated features  $(x_1, \dots, x_{i-1})$ . For example, if  $x_1$  (age) is generated to be 75, the conditional distribution for  $x_2$  (heart rate) can be biased toward geriatric norms. This “chain-of-thought” (Wei et al., 2022) style conditioning allows the model to maintain more realistic dependencies among features and minimize inconsistencies (e.g., contradictory comorbidities).

**Group-Based Generation Approach** The group-based generation approach introduces a demographic subpopulation variable  $g$  to condition the synthetic data generation process. This method allows the model to capture group-specific patterns in the data, ensuring that the generated records reflect the unique distributions observed in different demographic groups.

For example, let  $g \in \{\text{Male}, \text{Female}\}$  represent the group variable encoding gender. In this approach, the model first samples a value for  $g$  (e.g.,  $g = \text{Male}$ ), and then generates all features  $\mathbf{x} = \{x_1, x_2, \dots, x_N\}$  conditioned on this group label. Formally, the generation process can be expressed as:

$$P(\mathbf{x} \mid G = g) = \prod_{i=1}^N P(x_i \mid x_1, \dots, x_{i-1}, G = g).$$

This conditioning ensures that the synthetic data captures meaningful correlations between demographic factors and clinical attributes, improving the representativeness of the generated dataset. In our study we use race and gender as our group variable  $g$  and ask the LLM to perform a uniform number of samples for all groups.

## 4. Experimental Setup

### 4.1. Benchmarking and Evaluation

To validate the robustness and generalizability of our synthetic data generation approach, we established a comprehensive benchmarking framework encompassing critical factors such as sample size and feature dimensionality. We used XGBoost (Shwartz-Ziv and Armon, 2022) as our baseline model due to its proven efficacy in tabular data tasks, aligning with having a singular baselines of assessing generalizability from prior studies (Johnson et al., 2018).

**Experimental Setup** Our experiments involved generating 1,000 synthetic samples, each comprising 83 features, using large language models (LLMs) based on the strategies detailed in Section 3. To ensure consistent evaluation, we maintained constant dataset sizes across different feature subsets, systematically

varying the number of features to isolate dimensionality effects. This setup enabled us to benchmark the stability of high-dimensional datasets and the fidelity of the synthetic data produced by various generation strategies.

**Prediction Task** We utilized the eICU Collaborative Research Database (Pollard et al., 2018) to develop and evaluate models for predicting ICU mortality, a pivotal task in AI for healthcare (Arnrich et al.). This binary classification problem determines whether a patient dies during their ICU stay, leveraging the database’s diverse and multi-institutional records to test generalizability.

**Model Training and Evaluation** Predictive models, including the XGBoost classifier, were trained on both real and synthetic datasets. Performance was measured using the Area Under the Receiver Operating Characteristic Curve (AUROC) and Precision-Recall (PR) metrics. We evaluated models in intra-dataset settings (training and testing on the same dataset) and inter-dataset settings (training on synthetic data and testing on real data), providing a robust assessment of the synthetic data’s utility and the generation strategies’ effectiveness.

## 4.2. Hyperparameter Tuning

Effective hyperparameter tuning is crucial for optimizing large language models (LLMs) to generate high-quality synthetic data. Our analysis focused on two key hyperparameters: feature dimensionality and training sample size. **We applied our findings, leveraging the optimal strategy identified in each stage of analysis to guide subsequent evaluations.**

### 4.2.1. FEATURE DIMENSIONALITY

To evaluate the impact of feature count, we trained models using datasets containing the top 5, 10, 15, and 20 features, selected based on feature importance rankings (Figure in appendix). Each subset maintained a constant dataset size to isolate the effect of dimensionality.

### 4.2.2. SAMPLE SIZE

We also investigated training sample sizes of 1,000, 5,000, and 10,000 records to balance data representation and noise. Our motive here was to test whether increasing the sample size resulted in more diverse representations of data or conversely generated adverse examples that may affect overall downstream performance.

## 4.3. KL Divergence as a Measure of Fidelity

Kullback-Leibler (KL) divergence (Kullback, 1951) serves as a fundamental metric for quantifying the discrepancy between two probability distributions. In this study, we use KL divergence to evaluate the fidelity of synthetic data by comparing the marginal distributions of each feature in the real data ( $P$ ) against those in the synthetic data ( $Q$ ). We also use it as a metric for fairness comparing the divergences across different demographic and gender groups. Mathematically, KL divergence is defined as:

$$D_{\text{KL}}(P \parallel Q) = \int_{\mathcal{X}} P(x) \log \frac{P(x)}{Q(x)} dx$$

where  $\mathcal{X}$  denotes the set of possible feature values. A lower KL divergence value indicates a closer alignment between the synthetic and real data distributions, thereby reflecting higher fidelity of the synthetic data.

## 4.4. Privacy Assessment

Ensuring the privacy of individuals represented in synthetic datasets is paramount, particularly within the sensitive context of healthcare. To comprehensively evaluate the privacy risks associated with our EHRs, we used an approach on Membership Inference Attacks (MIAs) (Hu et al., 2022) to test its privacy.



## Inspecting fairness in generation

Demographic Column	Avg. KLD (Group)	Avg. KLD (Naive)
race_black	<b>0.329642</b>	0.547470
race_hispanic	<b>0.362365</b>	0.484697
race_asian	<b>0.334025</b>	0.566793
race_other	<b>0.399359</b>	0.440829
is_female	<b>0.393389</b>	0.411177

Table 2: Average KL Divergence per Demographic Group

MIAs were conducted to determine whether an adversary could accurately identify if a specific data point was part of the original training dataset used to generate the synthetic data. By training an attack model on features derived from model outputs, such as prediction probabilities and dataset characteristics, we assessed the model’s ability to distinguish between members and non-members. The effectiveness of these attacks was quantified using the Area Under the Receiver Operating Characteristic Curve (AUROC), Membership Advantage, and Empirical Risk. High AUROC and Membership Advantage values indicate a greater susceptibility to MIAs, whereas minimal differences in Empirical Risk suggest stronger privacy preservation.

## 5. Results

### 5.1. Generation Strategies Comparison

In Table 1, we present the results of evaluating XGBoost across various synthetic data generation strategies. Despite generating only 1,000 samples across 83 features, none of the tested strategies consistently demonstrated robust performance across AUC or AUPRC. XGBoost exhibited highly variable outcomes, with modest improvements in one metric often accompanied by declines in another. Within-dataset scenarios tended to yield slightly better results; however, these improvements were trivial and did not generalize effectively to real datasets.

When examining the KL divergence of continuous features for each generation strategy, we observed a consistent decrease in average KL divergence across successive generative methods. This indicates that while certain features are better aligning with the true data distributions, adverse features may still be introducing inconsistencies that hinder the model’s ability to predict ICU mortality. Consequently, these misaligned features likely contribute to the failure of the synthetic datasets to generalize effectively.

#### 5.1.1. A CLOSER LOOK AT FAIRNESS

We identified in the preliminary results that the group-based generation strategies yielded a lower KL divergence than all other strategies. However we wanted to inspect in particular whether different demographic groups had a balanced KL divergence or if there were any exacerbated divergences. Table 2 presents the Average KL Divergence (KLD) values for different demographic groups, comparing the results from a group-based generation strategy versus a naive approach. Across all demographics, the group-based strategy generally yields lower KLD values compared to the naive approach. This suggests a more tailored alignment with the underlying data when conditioning on the group variable. While variations in divergence are observed across different demographic categories, the results provide a comparative view of the divergence levels for both strategies without indicating any immediate extreme disparities.

### 5.2. Number of Features Experiment

The next results are a continuation of our findings from Table 1, and we continue our analysis by using the group generation strategy as it yielded the best results. Therefore, in Table 3, we highlight the challenges

Performance by Number of Features

Number of Features	Scenario	Avg. KL Divergence	AUC (Mean $\pm$ Range)
5	within	—	0.7791 [0.5366, 0.9892]
	across	0.1690	0.8224 [0.8146, 0.8302]
10	within	—	<b>0.8710</b> [0.5635, 1.0000]
	across	<b>0.1552</b>	<b>0.8133</b> [0.8038, 0.8229]
15	within	—	0.4924 [0.4107, 0.5876]
	across	0.2293	0.6885 [0.6692, 0.7050]
20	within	—	0.4833 [0.3953, 0.5542]
	across	0.2466	0.5335 [0.5157, 0.5508]

Table 3: Performance evaluation of synthetic data generation based on number of features. We observe better downstream performance on smaller subset of features.

Performance by Sample Size (10 Features)

Features/Sample Size	Within/Across Dataset	Avg. KL Divergence	AUC (Mean $\pm$ Range)	AUPRC (Mean $\pm$ Range)
10 features/1k	within	—	0.8710 [0.5635, 1.0000]	0.4444 [0.4444, 1.0000]
	across	0.1552	0.8133 [0.8038, 0.8229]	0.5809 [0.5608, 0.6012]
10 features/5k	within	—	0.8780 [0.7781, 0.9491]	0.7957 [0.6494, 0.9063]
	across	0.0952	0.9015 [0.8945, 0.9090]	0.7586 [0.7418, 0.7761]
10 features/10k	within	—	<b>0.9437</b> [0.9115, 0.9743]	<b>0.8093</b> [0.6776, 0.9190]
	across	<b>0.0821</b>	<b>0.9157</b> [0.9089, 0.9217]	<b>0.7969</b> [0.7797, 0.8122]

Table 4: Performance evaluation of synthetic data generation using 10 features with varying sample sizes (1k, 5k, and 10k). Metrics include average KL divergence, AUC (Mean  $\pm$  Range), and AUPRC (Mean  $\pm$  Range), assessed in both within-dataset and across-dataset scenarios.

of generating high-dimensional features with an LLM and reveal a clear relationship between the number of features and model performance, as measured by AUC, in both within-distribution and across-distribution scenarios. Notably, the average KL divergence is lower when fewer features are generated, but excessively small feature subsets exhibit greater differences from the real data. This suggests a balance must be struck between too few and too many features for optimal performance.

As the number of features increases beyond 10, model performance degrades significantly. For subsets with 15 or 20 features, AUC values decline, indicating that the added dimensionality over-complicates the generation process, thereby reducing the model’s ability to generalize. This trend is further corroborated by average KL divergence scores, which begin to rise again as the feature dimensionality increases, reflecting poorer alignment with the real data distributions.

### 5.3. Sample size experiment

Lastly building off of these experiments we proceed again with the group based generation this time using only 10 features. In our sample size experiment, we examine Table 4, where it reveals a consistent trend across different sample sizes and evaluation scenarios. As the sample size increases from 1,000 to 10,000, both within-dataset and across-dataset performance metrics (AUC and AUPRC) improve. This trend suggests that larger sample sizes enable better alignment of the synthetic data with the real data distribution, leading to enhanced model generalizability. However like the dimensionality experiments, we hypothesize that as the models are asked to scale the number of samples generated, they will probably begin to generate adverse or repeating samples.

Additionally, the average KL divergence decreases as the sample size grows, particularly in the across-dataset scenario. This indicates that larger sample sizes result in synthetic data that better approximates the real data’s statistical properties, reducing discrepancies between the distributions.



Top 5 and Bottom 5 generated features

Feature	KL Divergence
<b>Top 5 Features</b>	
hosp_lo	0.003344
is_female	0.002651
hemoglobin_first_early	0.013133
hematocrit_last_early	0.016143
albumin_first_early	0.016901
<b>Bottom 5 Features</b>	
bilirubin_last_early	0.835301
bilirubin_first_early	0.822738
inr_last_early	0.675728
creatinine_first_early	0.657346
creatinine_last_early	0.632238

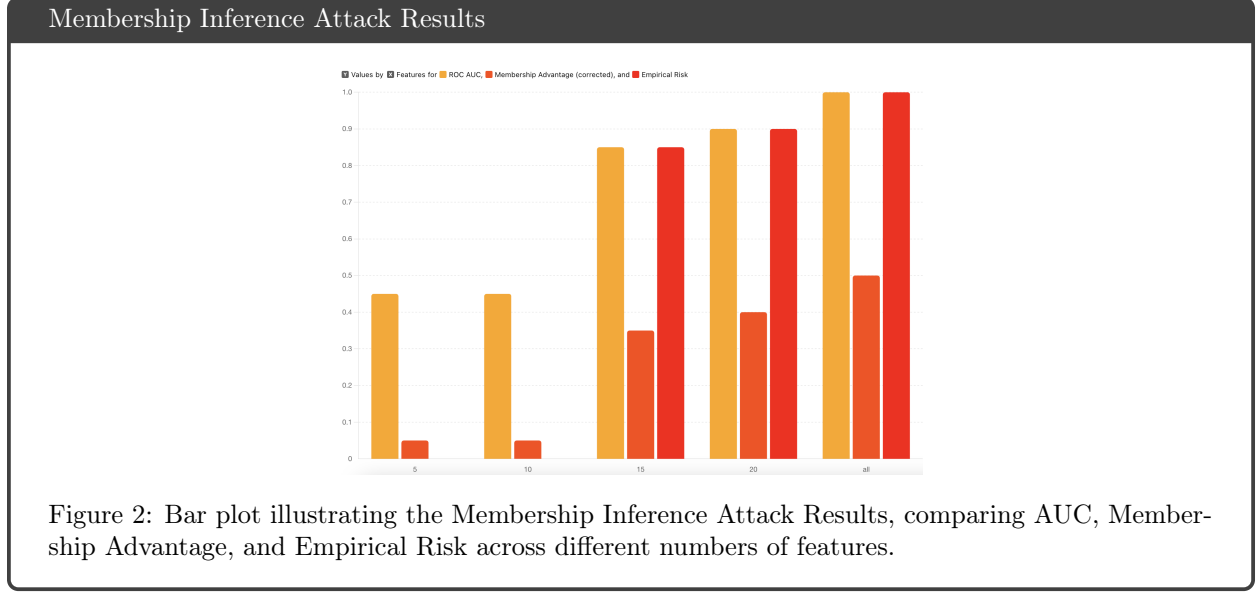
Table 5: KL Divergence Scores: Top 5 and Bottom 5 important Features when asked to generate synthetic data for all 83 features

#### 5.4. Inspecting Distributions of Generated Data

In addition to our benchmarking results, we also take a closer look at the KL divergence scores, which reveals insights into the effectiveness of synthetic data generation across different scenarios. When tasked with generating synthetic data for a small subset of features, the model demonstrates strong performance, as reflected by a lower average KL divergence scores for all features. This suggests that the model can accurately replicate the statistical properties of the real data in a constrained setting.

However, the performance significantly deteriorates when the model is tasked with generating synthetic data for all 83 features (Table 5). In this table, we take a look at the KL divergences of all the features and find that while some features exhibit low KL divergence and align closely with the real data distribution, others deviate substantially, which contributes to the degradation of predicting mortality. These adverse features introduce inconsistencies/noise into training, which likely affect the downstream performance of models trained on this data.

### 5.5. Membership Inference Attacks



The results presented in Figure 2 demonstrate the varying effectiveness of membership inference attacks as the number of features increases. For datasets with 5 and 10 features, the attack shows limited effectiveness, with low AUC values (0.4509 and 0.4415) and near-zero membership advantage (0.0011 and 0.0032). These results suggest that the model’s outputs for members and non-members are nearly indistinguishable, indicating stronger privacy preservation.

However, for datasets with larger set of features, the attack begin to incrementally increase suggesting that the data becomes less realistic when scaled to higher dimensions. This indicates a complete compromise of privacy, as the attack model can reliably distinguish members from non-members. The empirical risk for these cases is also extremely high, highlighting the significant privacy risks associated with datasets containing a higher number of features.

## 6. Discussion

### 6.1. The Challenges of Generating High-Dimensional Data

Our experiments highlight the substantial difficulties encountered when generating high-dimensional synthetic data like Electronic Health Records with LLMs. As demonstrated in Table 3, increasing the dimensionality from 10 to 15 and 20 features sharply reduces model performance for both within-dataset and across-dataset scenarios. These results underscore two crucial issues. First, models must capture a growing number of complex dependencies among features, an inherently difficult task that often leads to compounding errors and higher divergence from the real data distribution. Second, as dimensionality grows, the generative process becomes increasingly susceptible to overfitting certain feature correlations while failing to capture others. This discrepancy directly impacts the downstream performance of classifiers trained on synthetic data, as observed by the diminishing Area Under the Curve (AUC) scores.

Notably, our results suggest a “sweet spot” around ten features, where the generative model can maintain relatively low divergence and produce synthetic data that yields reasonably strong classifier performance. Beyond this range, the added complexity appears to overwhelm the model, causing degradation in predictive performance.

We also observed a similar trend in regards to minimizing the divergence between synthetic datasets and ensuring privacy among these different number of features. We found as LLMs were tasked to generate more features, this resulted in a larger average KL divergence and “less realistic” and less privacy adhering data.

These observations underscore the inherent trade-off between capturing the full richness of a dataset and preserving enough fidelity/privacy to support effective downstream learning tasks.

## 6.2. A comment on fairness

From the results presented in Table 2, it is evident that there is minimal disparity in KL divergence across different racial groups for both the group-based and naive generation strategies. This suggests that neither approach introduces significant inequity in terms of how well the generated data aligns with the underlying distributions of different demographic groups.

However, a clear pattern emerges when comparing the two strategies: the group-based approach consistently yields lower KL divergence values across all demographic groups. This indicates that conditioning on the group allows for more precise modeling of the underlying data distribution, leading to improved generation performance. The improvement is particularly meaningful as it is achieved without introducing substantial discrepancies between demographic groups, highlighting the potential of group-based strategies to enhance fairness and accuracy simultaneously.

## 6.3. KL Divergence and the Impact of Sample Size and Dimensionality on Fidelity

A thorough examination of KL divergence elucidates how both sample size and dimensionality influence the model’s ability to accurately replicate data distributions. When generating a small subset of ten features with a substantial sample size, the average KL divergence remains notably low. This low divergence signifies a strong alignment between the synthetic and real feature distributions, thereby enhancing the fidelity of the generated data. The accompanying improvements in both AUC and AUPRC metrics for these lower-dimensional, adequately sampled scenarios underscore the critical role that distributional fidelity plays in producing reliable synthetic datasets.

Conversely, as dimensionality increases, the fidelity of the synthetic data generation process becomes more susceptible to challenges. When the model attempts to generate all 83 features, even with a large sample size, the average KL divergence escalates. While certain features maintain low KL divergence, a significant number of other features exhibit substantially higher scores. This increase indicates that the generative model struggles to capture essential distributional characteristics across the full feature set. High-dimensional settings exacerbate the difficulty of maintaining fidelity, as the complexity of inter-feature relationships grows. These "adverse" features can compromise classifier performance by introducing misleading patterns and misaligned samples, ultimately resulting in decreased AUC and AUPRC. These observations highlight the necessity of balancing sample size and dimensionality and emphasize the importance of identifying and addressing problematic features to maintain high fidelity in synthetic data generation within high-dimensional spaces.

## 6.4. Privacy Implications of Sample Size and Dimensionality in Synthetic Data

Figure 2 presents a comprehensive analysis of how both sample size and dimensionality affect the privacy of synthetic datasets, particularly in the context of membership inference attacks. For datasets with a modest number of features (e.g., 5 and 10 features) and sufficiently large sample sizes, the attack’s success is limited, as indicated by low ROC AUC values (0.4509 and 0.4415) and minimal membership advantages (0.0011 and 0.0032). These results suggest that with ample data and lower dimensionality, the model effectively obscures the distinctions between members and non-members, thereby ensuring robust privacy preservation. The low empirical risk in these scenarios further supports the notion that the model generalizes well while safeguarding individual privacy.

However, as dimensionality increases, even with larger sample sizes, the effectiveness of membership inference attacks rises significantly. Higher-dimensional datasets exhibit greater ROC AUC and membership advantage metrics, indicating a more pronounced ability for adversaries to differentiate between members and non-members. This trend is partly attributable to the model’s diminished capacity to generalize in high-dimensional spaces, where the complexity of the data can lead to overfitting and leakage of sensitive

information. Additionally, larger sample sizes in high-dimensional settings may not proportionally mitigate privacy risks, as the curse of dimensionality can still expose subtle patterns that facilitate membership inference.

Moreover, there is a discernible correlation between membership inference metrics and overall data quality. While higher-dimensional datasets can offer richer and more nuanced representations, they simultaneously present increased privacy challenges. The enhanced detail in such datasets may inadvertently provide adversaries with more vectors to exploit, thereby weakening privacy guarantees. This delicate interplay between sample size, dimensionality, data quality, and privacy underscores the necessity for careful model and dataset design. Particularly in applications where privacy is paramount, it is essential to consider how scaling dimensionality and adjusting sample sizes can impact both the fidelity of synthetic data and its vulnerability to privacy breaches.

### 6.5. The Limitations of LLMs in Generating Synthetic Data

In this study, we conducted a comprehensive evaluation of Large Language Models (LLMs) in generating synthetic Electronic Health Records (EHRs), with a particular focus on how sample size and feature dimensionality influence both the fidelity, fairness and privacy of the synthetic data. Our experiments revealed that LLMs are capable of producing high-fidelity synthetic data when the number of features is limited. Specifically, subsets containing up to ten features exhibited low Kullback-Leibler (KL) divergence, indicating a strong alignment between the synthetic and real data distributions. This high fidelity was further supported by improved Area Under the Receiver Operating Characteristic Curve (AUC) and Area Under the Precision-Recall Curve (AUPRC) metrics, demonstrating that synthetic data in lower-dimensional settings can effectively support downstream predictive tasks.

However, as the dimensionality of the data increased to encompass all 83 features, the fidelity of the synthetic data generation process significantly declined. The average KL divergence rose substantially, and many features exhibited high divergence scores, highlighting the LLMs’ struggle to accurately capture complex inter-feature relationships inherent in high-dimensional EHRs. This deterioration in distributional accuracy was directly linked to reduced classifier performance, underscoring the limitations of current LLMs in maintaining data realism at scale. Furthermore, our privacy assessments revealed that while low-dimensional synthetic datasets provided robust privacy preservation against membership inference attacks, higher-dimensional datasets became increasingly vulnerable. Elevated ROC AUC and membership advantage metrics in high-dimensional settings indicated that adversaries could more easily distinguish between members and non-members, thereby compromising patient privacy.

Additionally, our analysis demonstrated that increasing the sample size from 1,000 to 10,000 records consistently improved both the fidelity and privacy metrics of the synthetic data. Larger sample sizes facilitated a better approximation of the real data distribution, resulting in lower KL divergence and enhanced classifier performance.

These findings highlight a critical trade-off between feature dimensionality and the ability of LLMs to generate synthetic EHRs that are both accurate and privacy-preserving. To harness the full potential of LLMs in generating synthetic data, future research must address these challenges by developing more sophisticated generative models capable of capturing high-dimensional dependencies without compromising data quality or privacy.

Some closing remarks indicate that within limited feature spaces, their current limitations in handling high-dimensional data underscore the need for continued advancements in generative modeling techniques. Addressing these challenges is essential to ensure that synthetic healthcare data can reliably support clinical research and innovation while upholding the highest standards of data fidelity and patient privacy.

**Limitations** A significant limitation of this study is its focus on a single prediction task—ICU mortality prediction. However we motivate our choice for selecting this single prediction task as we tried to replicate the experimental protocol with prior work (Johnson et al., 2018). Regardless, testing generalization in other prediction tasks, such as length of stay prediction or readmission forecasting, may reveal additional insights into the capabilities and shortcomings of LLM-based synthetic data generation.

Furthermore, this study solely evaluates generalizability using the eICU dataset. Although eICU serves as a robust benchmark for evaluating synthetic data quality, reliance on a single dataset limits the generalizability of our findings. Real-world EHR systems encompass diverse patient populations, care settings, and data distributions that may not be fully captured in eICU. Testing on datasets such as MIMIC-IV or other EHR databases could uncover dataset-specific biases and challenges in synthetic data generation.

**Future Work** Future work should address the outlined limitations by exploring multiple prediction tasks, such as sepsis prediction, disease progression modeling, and intervention effectiveness, to evaluate the broader applicability of synthetic data in clinical domains.

Additionally, assessing the temporal aspects of synthetic data generation is critical. Future research should determine whether generative models can capture temporal patterns in Electronic Health Records, such as trends in laboratory values and vital signs.

**Acknowledgments** This project was selected as part of the UCLA Call for OpenAI Project Proposals, and received ChatGPT Enterprise licenses as well as in-kind support from the AI Innovation Initiative. YL, ZY and SL were all contributing members related to this initiative.

## References

- Ahmed M. Alaa and Mihaela van der Schaar. Attentive state-space modeling of disease progression. In H. Wallach, H. Larochelle, A. Beygelzimer, F. d'Alché-Buc, E. Fox, and R. Garnett, editors, *Advances in Neural Information Processing Systems*, volume 32. Curran Associates, Inc., 2019. URL [https://proceedings.neurips.cc/paper\\_files/paper/2019/file/1d0932d7f57ce74d9d9931a2c6db8a06-Paper.pdf](https://proceedings.neurips.cc/paper_files/paper/2019/file/1d0932d7f57ce74d9d9931a2c6db8a06-Paper.pdf).
- Ulzee An, Simon A Lee, Moonseong Jeong, Aditya Gorla, Jeffrey N Chiang, and Sriram Sankararaman. Dk-behrt: Teaching language models international classification of disease (icd) codes using known disease descriptions. In *AI for Medicine and Healthcare AAAI Bridge Program 2025*, 2025.
- Bert Arnrich, Edward Choi, Jason A Fries, Matthew BA McDermott, Jungwoo Oh, Tom J Pollard, Nigam Shah, Ethan Steinberg, Michael Wornow, and Robin van de Water. Medical event data standard (meds): Facilitating machine learning for health.
- Manuela Benary, Xing David Wang, Max Schmidt, Dominik Soll, Georg Hilfenhaus, Mani Nassir, Christian Sigler, Maren Knödler, Ulrich Keller, Dieter Beule, et al. Leveraging large language models for decision support in personalized oncology. *JAMA Network Open*, 6(11):e2343689–e2343689, 2023.
- Vadim Borisov, Kathrin Sekler, Tobias Leemann, Martin Pawelczyk, and Gjergji Kasneci. Language models are realistic tabular data generators, 2023. URL <https://arxiv.org/abs/2210.06280>.
- Clare Bycroft, Colin Freeman, Desislava Petkova, Gavin Band, Lloyd T Elliott, Kevin Sharp, Allan Molyer, Damjan Vukcevic, Olivier Delaneau, Jared O’Connell, et al. The uk biobank resource with deep phenotyping and genomic data. *Nature*, 562(7726):203–209, 2018.
- Irene Chen, Fredrik D Johansson, and David Sontag. Why is my classifier discriminatory? *Advances in neural information processing systems*, 31, 2018.
- Richard J Chen, Judy J Wang, Drew FK Williamson, Tiffany Y Chen, Jana Lipkova, Ming Y Lu, Sharifa Sahai, and Faisal Mahmood. Algorithmic fairness in artificial intelligence for medicine and healthcare. *Nature biomedical engineering*, 7(6):719–742, 2023.
- R.J. Chen, M.Y. Lu, T.Y. Chen, et al. Synthetic data in machine learning for medicine and healthcare. *Nature Biomedical Engineering*, 5:493–497, 2021. doi: 10.1038/s41551-021-00751-8.

- Sia Gholami and Marwan Omar. Does synthetic data make large language models more efficient? *arXiv preprint arXiv:2310.07830*, 2023.
- Louie Giray. Prompt engineering with chatgpt: a guide for academic writers. *Annals of biomedical engineering*, 51(12):2629–2633, 2023.
- Lea Goetz, Nabeel Seedat, Robert Vandersluis, and Mihaela van der Schaar. Generalization—a key challenge for responsible ai in patient-facing clinical applications. *npj Digital Medicine*, 7(1):126, 2024.
- Benjamin A Goldstein, Ann Marie Navar, Michael J Pencina, and John PA Ioannidis. Opportunities and challenges in developing risk prediction models with electronic health records data: a systematic review. *Journal of the American Medical Informatics Association: JAMIA*, 24(1):198, 2017.
- Aldren Gonzales, Guruprabha Guruswamy, and Scott R Smith. Synthetic data in health care: A narrative review. *PLOS Digital Health*, 2(1):e0000082, 2023.
- Yijie Hao, Joyce C Ho, and Huan He. Llmsyn: Generating synthetic electronic health records without patient-level data. In *Machine Learning for Healthcare Conference*. PMLR, 2024.
- Stefan Hegselmann, Alejandro Buendia, Hunter Lang, Monica Agrawal, Xiaoyi Jiang, and David Sontag. Tabllm: Few-shot classification of tabular data with large language models. In *International Conference on Artificial Intelligence and Statistics*, pages 5549–5581. PMLR, 2023.
- Hongsheng Hu, Zoran Salcic, Lichao Sun, Gillian Dobbie, Philip S Yu, and Xuyun Zhang. Membership inference attacks on machine learning: A survey. *ACM Computing Surveys (CSUR)*, 54(11s):1–37, 2022.
- Kyunghoon Hur, Jungwoo Oh, Junu Kim, Jiyoung Kim, Min Jae Lee, Eunbyeol Cho, Seong-Eun Moon, Young-Hak Kim, Louis Atallah, and Edward Choi. Genhpf: General healthcare predictive framework for multi-task multi-source learning. *IEEE Journal of Biomedical and Health Informatics*, 2023.
- Aaron Jaech, Adam Kalai, Adam Lerer, Adam Richardson, Ahmed El-Kishky, Aiden Low, Alec Helyar, Aleksander Madry, Alex Beutel, Alex Carney, et al. Openai o1 system card. *arXiv preprint arXiv:2412.16720*, 2024.
- Di Jin, Eileen Pan, Nassim Oufattole, Wei-Hung Weng, Hanyi Fang, and Peter Szolovits. What disease does this patient have? a large-scale open domain question answering dataset from medical exams. *Applied Sciences*, 11(14):6421, 2021.
- Alistair E. W. Johnson, Tom J. Pollard, Lu Shen, Li-wei H. Lehman, Mengling Feng, Mohammad Ghassemi, Benjamin Moody, Peter Szolovits, Leo Anthony Celi, and Roger G. Mark. MIMIC-III, a freely accessible critical care database. *Scientific Data*, 3(160035), 2016. doi: <https://doi.org/10.1038/sdata.2016.35>.
- Alistair E. W. Johnson, Tom J. Pollard, and Tristan Naumann. Generalizability of predictive models for intensive care unit patients. *Machine Learning for Health (ML4H) Workshop at NeurIPS 2018*, 2018. URL <http://arxiv.org/abs/1812.02275>.
- James Jordon, Jinsung Yoon, and Mihaela Van Der Schaar. Pate-gan: Generating synthetic data with differential privacy guarantees. In *International conference on learning representations*, 2018.
- James Jordon, Lukasz Szpruch, Florimond Houssiau, Mirko Bottarelli, Giovanni Cherubin, Carsten Maple, Samuel N Cohen, and Adrian Weller. Synthetic data—what, why and how? *arXiv preprint arXiv:2205.03257*, 2022.
- Yunsoo Kim, Jinge Wu, Yusuf Abdulle, and Honghan Wu. MedExQA: Medical question answering benchmark with multiple explanations. In Dina Demner-Fushman, Sophia Ananiadou, Makoto Miwa, Kirk Roberts, and Junichi Tsujii, editors, *Proceedings of the 23rd Workshop on Biomedical Natural Language Processing*, pages 167–181, Bangkok, Thailand, August 2024. Association for Computational Linguistics. doi: 10.18653/v1/2024.bionlp-1.14. URL <https://aclanthology.org/2024.bionlp-1.14/>.



- Aleksia Kolo, Chao Pang, Edward Choi, Ethan Steinberg, Hyewon Jeong, Jack Gallifant, Jason A Fries, Jeffrey N Chiang, Jungwoo Oh, Justin Xu, et al. Meds decentralized, extensible validation (meds-dev) benchmark: Establishing reproducibility and comparability in ml for health. 2024.
- Solomon Kullback. Kullback-leibler divergence, 1951.
- Gleb Kumichev, Pavel Blinov, Yulia Kuzkina, Vasily Goncharov, Galina Zubkova, Nikolai Zenovkin, Aleksei Goncharov, and Andrey Savchenko. Medsyn: Llm-based synthetic medical text generation framework. In *Joint European Conference on Machine Learning and Knowledge Discovery in Databases*, pages 215–230. Springer, 2024.
- Simon A Lee and Timothy Lindsey. Do large language models understand medical codes? *arXiv preprint arXiv:2403.10822*, 2024.
- Simon A Lee, Trevor Brokowski, and Jeffrey N Chiang. Enhancing antibiotic stewardship using a natural language approach for better feature representation. *arXiv preprint arXiv:2405.20419*, 2024a.
- Simon A Lee, Sujay Jain, Alex Chen, Kyoka Ono, Jennifer Fang, Akos Rudas, and Jeffrey N Chiang. Emergency department decision support using clinical pseudo-notes. *arXiv preprint arXiv:2402.00160*, 2024b.
- Simon A. Lee, Anthony Wu, and Jeffrey N. Chiang. Clinical modernbert: An efficient and long context encoder for biomedical text. *arXiv preprint arXiv:2504.03964*, 2025.
- Yaobin Ling, Xiaoqian Jiang, and Yejin Kim. Mallm-gan: Multi-agent large language model as generative adversarial network for synthesizing tabular data, 2024. URL <https://arxiv.org/abs/2406.10521>.
- Tennison Liu, Zhaozhi Qian, Jeroen Berrevoets, and Mihaela van der Schaar. Goggle: Generative modelling for tabular data by learning relational structure. In *International Conference on Learning Representations*, 2023.
- Matthew B. A. McDermott, Bret Nestor, Peniel Argaw, and Isaac Kohane. Event stream gpt: A data pre-processing and modeling library for generative, pre-trained transformers over continuous-time sequences of complex events, 2023. URL <https://arxiv.org/abs/2306.11547>.
- Sergey I Nikolenko. *Synthetic data for deep learning*, volume 174. Springer, 2021.
- Kyoka Ono and Simon A Lee. Text serialization and their relationship with the conventional paradigms of tabular machine learning. *arXiv preprint arXiv:2406.13846*, 2024.
- Marcel Parciak, Brecht Vandevoort, Frank Neven, Liesbet M. Peeters, and Stijn Vansummeren. Schema matching with large language models: an experimental study, 2024. URL <https://arxiv.org/abs/2407.11852>.
- Tom J Pollard, Alistair EW Johnson, Jesse D Raffa, Leo A Celi, Roger G Mark, and Omar Badawi. The eicu collaborative research database, a freely available multi-center database for critical care research. *Scientific data*, 5(1):1–13, 2018.
- Trivellore E Raghunathan. Synthetic data. *Annual review of statistics and its application*, 8(1):129–140, 2021.
- Nabeel Seedat, Nicolas Huynh, Boris van Breugel, and Mihaela van der Schaar. Curated llm: Synergy of llms and data curation for tabular augmentation in low-data regimes, 2024. URL <https://arxiv.org/abs/2312.12112>.
- Ravid Shwartz-Ziv and Amitai Armon. Tabular data: Deep learning is not all you need. *Information Fusion*, 81:84–90, 2022.



- Karan Singhal, Tao Tu, Juraj Gottweis, Rory Sayres, Ellery Wulczyn, Le Hou, Kevin Clark, Stephen Pfohl, Heather Cole-Lewis, Darlene Neal, Mike Schaekermann, Amy Wang, Mohamed Amin, Sami Lachgar, Philip Mansfield, Sushant Prakash, Bradley Green, Ewa Dominowska, Blaise Aguera y Arcas, Nenad Tomasev, Yun Liu, Renee Wong, Christopher Semturs, S. Sara Mahdavi, Joelle Barral, Dale Webster, Greg S. Corrado, Yossi Matias, Shekoofeh Azizi, Alan Karthikesalingam, and Vivek Natarajan. Towards expert-level medical question answering with large language models, 2023. URL <https://arxiv.org/abs/2305.09617>.
- Aivin V. Solatorio and Olivier Dupriez. Realtabformer: Generating realistic relational and tabular data using transformers, 2023. URL <https://arxiv.org/abs/2302.02041>.
- Ali Soroush, Benjamin S Glicksberg, Eyal Zimlichman, Yiftach Barash, Robert Freeman, Alexander W Charney, Girish N Nadkarni, and Eyal Klang. Large language models are poor medical coders—benchmarking of medical code querying. *NEJM AI*, 1(5):AIdbp2300040, 2024.
- Ethan Steinberg, Jason Fries, Yizhe Xu, and Nigam Shah. Motor: A time-to-event foundation model for structured medical records, 2023. URL <https://arxiv.org/abs/2301.03150>.
- Toan V. Tran and Li Xiong. Differentially private tabular data synthesis using large language models, 2024. URL <https://arxiv.org/abs/2406.01457>.
- Trieu H Trinh, Yuhuai Wu, Quoc V Le, He He, and Thang Luong. Solving olympiad geometry without human demonstrations. *Nature*, 625(7995):476–482, 2024.
- Boris van Breugel, Trent Kyono, Jeroen Berrevoets, and Mihaela van der Schaar. Decaf: Generating fair synthetic data using causally-aware generative networks, 2021.
- Madhurima Vardhan, Deepak Nathani, Swarnima Vardhan, Abhinav Aggarwal, and Filippo Simini. Large language models as synthetic electronic health record data generators. In *2024 IEEE Conference on Artificial Intelligence (CAI)*, pages 804–810. IEEE, 2024.
- Dandan Wang and Shiqing Zhang. Large language models in medical and healthcare fields: applications, advances, and challenges. *Artificial Intelligence Review*, 57(11):299, 2024.
- Liang Wang, Nan Yang, Xiaolong Huang, Linjun Yang, Rangan Majumder, and Furu Wei. Improving text embeddings with large language models. *arXiv preprint arXiv:2401.00368*, 2023.
- Jason Wei, Xuezhi Wang, Dale Schuurmans, Maarten Bosma, Fei Xia, Ed Chi, Quoc V Le, Denny Zhou, et al. Chain-of-thought prompting elicits reasoning in large language models. *Advances in neural information processing systems*, 35:24824–24837, 2022.
- Chao Yan, Ziqi Zhang, Steve Nyemba, and Zhuohang Li. Generating synthetic electronic health record data using generative adversarial networks: Tutorial. *JMIR AI*, 3:e52615, 2024.
- Rui Yang, Edison Marrese-Taylor, Yuhe Ke, Lechao Cheng, Qingyu Chen, and Irene Li. Integrating umls knowledge into large language models for medical question answering, 2023. URL <https://arxiv.org/abs/2310.02778>.
- Jinsung Yoon, Daniel Jarrett, and Mihaela Van der Schaar. Time-series generative adversarial networks. *Advances in neural information processing systems*, 32, 2019.
- Jinsung Yoon, Lydia N Drumright, and Mihaela Van Der Schaar. Anonymization through data synthesis using generative adversarial networks (ads-gan). *IEEE journal of biomedical and health informatics*, 24(8):2378–2388, 2020.

- Dong Yuan, Eti Rastogi, Gautam Naik, Sree Prasanna Rajagopal, Sagar Goyal, Fen Zhao, Bharath Chintagunta, and Jeff Ward. A continued pretrained llm approach for automatic medical note generation. *arXiv preprint arXiv:2403.09057*, 2024.
- Zilong Zhao, Robert Birke, and Lydia Chen. Tabula: Harnessing language models for tabular data synthesis, 2023. URL <https://arxiv.org/abs/2310.12746>.
- Shuang Zhou, Zidu Xu, Mian Zhang, Chunpu Xu, Yawen Guo, Zaifu Zhan, Sirui Ding, Jiashuo Wang, Kaishuai Xu, Yi Fang, et al. Large language models for disease diagnosis: A scoping review. *arXiv preprint arXiv:2409.00097*, 2024.

## Appendix A. Prompt Engineering

Prompt engineering has emerged as a pivotal technique in leveraging the capabilities of large-scale language models (LLMs), enabling them to perform a diverse array of tasks without explicit fine-tuning. In our work, it served as an important part of our generation process and it is worth explaining the fundamental concept behind its innovation. At its core, prompt engineering (Giray, 2023) involves crafting input prompts in a manner that guides the model to generate desired outputs effectively. The theoretical underpinnings of prompt engineering can be elucidated through the lens of information theory and the principles of conditional probability within the framework of probabilistic language models.

Fundamentally, language models like GPT-4 are trained to predict the next token in a sequence, effectively modeling the conditional probability distribution  $P(w_t|w_1, w_2, \dots, w_{t-1})$ . Prompt engineering manipulates the initial sequence  $w_1, w_2, \dots, w_k$  to condition the model’s predictions towards a specific subspace of the output distribution. The efficacy of a prompt can thus be viewed as its ability to increase the mutual information between the prompt and the desired output, effectively narrowing the entropy of the target distribution in a controlled manner.

One can formalize this by considering the Kullback-Leibler (KL) divergence between the model’s output distribution conditioned on the engineered prompt  $P_{\text{prompt}}(w)$  and an idealized target distribution  $P_{\text{target}}(w)$ . The objective of prompt engineering can be framed as minimizing  $D_{\text{KL}}(P_{\text{target}} \| P_{\text{prompt}})$ , thereby ensuring that the engineered prompt steers the model’s output distribution closer to the desired outcome. This minimization aligns the prompt with the intrinsic representations learned during the model’s pre-training phase, exploiting the latent knowledge embedded within the model.

From a theoretical perspective, the success of prompt engineering can also be attributed to the model’s capacity to generalize from its training data. The prompt serves as a context that activates relevant pathways in the model’s deep neural architecture, effectively retrieving and recombining stored knowledge to address specific tasks. This mechanism can be related to the concept of context-dependent representations in neural networks, where the context provided by the prompt modulates the activation patterns across layers, facilitating task-specific behavior without altering the model’s parameters.

### A.1. Prompts

In this section we share the prompts used to generate the EHR. We also reference in each prompt that we attach a portion of the data into the prompt. This can be attached if made available or also passed in as a json if using an API. Giving a few samples (e.g. <100) is enough to give the LLM an idea how to replicate the structure.

#### Prompt for Naive Synthetic EHR Generation

*[Annotation: This approach is a straightforward (“naive”) generation of synthetic data that attempts to preserve the original dataset’s statistical properties while avoiding direct replication. It does not explicitly enforce schema constraints or advanced conditioning strategies.]*

You are an advanced AI model tasked with generating realistic synthetic Electronic Health Records (EHR) while ensuring privacy and compliance with healthcare regulations.

Please analyze the attached file, which contains a structured version of the eICU dataset. Your goal is to generate synthetic patient records that preserve the statistical and structural properties of the original dataset while ensuring no real patient data is replicated.

Output the synthetic EHR in a structured format such as CSV following the schema of the provided dataset.

#### Prompt for Synthetic EHR Generation (Schema-Based)

*[Annotation: This schema-based approach enforces explicit adherence to the data types, relationships, and constraints defined in the schema. It ensures logical consistency and structural fidelity, but does not rely on incremental (conditional) generation or subgroup-specific modeling.]*

You are an advanced AI model tasked with generating realistic synthetic Electronic Health Records (EHR) while ensuring privacy and compliance with healthcare regulations.

Please generate synthetic patient records following the schema provided in the attached file. Ensure that the synthetic data adheres to the same structural and statistical properties as the schema while introducing sufficient variation to maintain realism.

Key considerations:

- Strictly follow the data types, constraints, and relationships defined in the schema.
- Maintain logical consistency between attributes (e.g., diagnoses should align with prescribed medications).
- Generate a diverse set of synthetic patient profiles with varying conditions and treatments.
- **[ADDITIONAL CONSTRAINTS]**

Output the synthetic EHR in a structured format such as CSV following the schema of the provided dataset.

**Prompt for Generation of Synthetic EHR (Conditional)**

*[Annotation: This prompt emphasizes conditional generation, in which features are sampled sequentially while conditioning on previously generated attributes. It preserves nuanced interdependencies (e.g., age-informed vitals) and generates data step by step, aligning with real-world statistical relationships.]*

You are an advanced AI model designed to generate realistic synthetic Electronic Health Records (EHR) using a conditional generation strategy. Unlike purely schema-constrained approaches, this method incrementally samples each feature while conditioning on previously generated data, ensuring dynamic coherence across patient attributes.

**Generation Process:**

1. Start with an initial set of patient attributes from the attached dataset [DATA\_0].
2. Sequentially generate each new feature  $x_i$ , conditioning on all prior features  $(x_1, \dots, x_{i-1})$  to preserve statistical dependencies.
3. Attach the newly generated data at each step as [DATA\_x\_i] and proceed iteratively.
4. Maintain realistic clinical relationships (e.g., heart rate trends consistent with age, plausible lab value correlations, etc.). For example, if  $x_1$  (age) = 75, the model should conditionally generate  $x_2$  (heart rate) using geriatric norms.

**Expected Output:**

- Output the synthetic EHR in a structured format such as CSV following the schema of the provided dataset.
- The sequence of generated features should be iteratively saved in [DATA\_x\_i] to facilitate stepwise conditioning.
- Generated records must align with known medical distributions and avoid contradictions (e.g., incompatible comorbidities).

**Prompt for Generation of Synthetic EHR (Group)**

*[Annotation: This approach organizes synthetic data generation by demographic groups (e.g., sex, race). It enforces that group-specific distributions and medical patterns are preserved (e.g., female hemoglobin levels), ensuring more granular realism within each subgroup.]*

You are an advanced AI model designed to generate realistic synthetic Electronic Health Records (EHR) using a group-based generation strategy. This method ensures that synthetic records preserve the statistical properties of different demographic groups while maintaining coherence within each subgroup (e.g., SEX, RACE).

**Generation Process:**

1. Start with an initial group-defining feature (e.g., SEX or RACE) from the attached dataset.
2. Sequentially generate a set of features  $x_i$ 's, conditioning on the group identity.
3. Maintain demographic-specific medical distributions, ensuring that:
  - Certain conditions/disease risks vary appropriately by group.
  - Lab values and vitals reflect known variations across demographics.
  - Medication and treatment patterns align with clinical norms for the given group.

For example, if  $G = \text{Female}$  and  $x_1 (\text{Age}) = 65$ , then  $x_2 (\text{Hemoglobin Levels})$  should follow distributions observed in elderly female populations.

**Expected Output:**

- Output the synthetic EHR in a structured format such as CSV following the schema of the provided dataset.
- Generated records must reflect realistic group-level medical trends while avoiding biases or inconsistencies.

Appendix B. Dataset Characteristics

Summary Statistics of Data	
Table 6: Summary Statistics of the eICU Dataset	
Statistic	Value
Sample Size (Rows)	88857
Number of Features (Columns)	83
Percentage of Positive Death Labels	8.67%
Number of Female Patients	40459
Number of Male Patients	48398
Number of Missing Values (Total)	1896830



### Appendix C. Additional Analysis

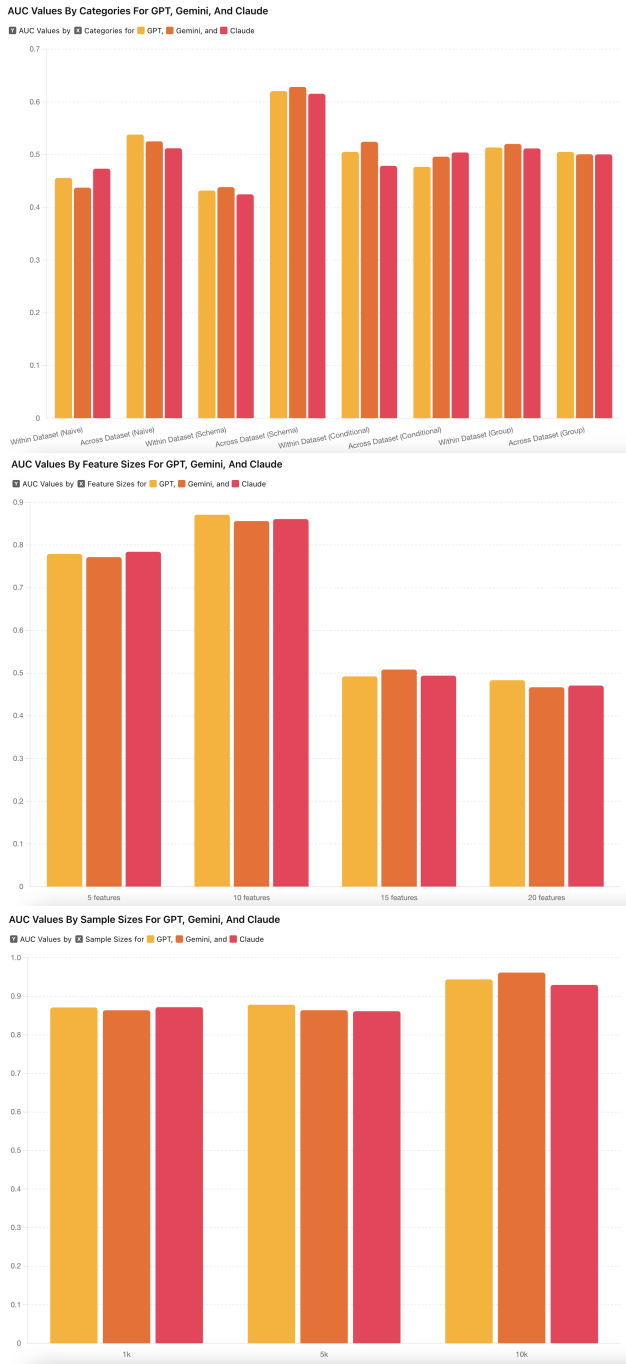


Figure 3: Several bar plots repeating the experiments from the main paper and comparing other commercial LLMs: Gemini and Claude.

In this analysis, we examine and extend the analysis of the main paper and compare the performance of three models—GPT, Gemini, and Claude—under varying conditions of feature sizes, sample sizes, and task

categories. The primary metric, Area Under the Curve (AUC), provides a comprehensive measure of the models’ ability to distinguish between outcomes (mortality) across these configurations. The results highlight nuanced patterns in model behavior, particularly in relation to data dimensionality and complexity, offering insights into their generalization capabilities.

**AUC Across Different Generation Strategies** Similar to the main paper, we tasked each LLM with generating synthetic data using four different generation methods, producing 1,000 samples across all 83 features. The results reveal that all commercial LLMs struggle to generate data at this level of sophistication. As discussed in the main paper, this is likely due to the presence of adverse features and covariates that lack proper relationships, inadvertently affecting the models’ ability to predict outcomes effectively. To further investigate, we conducted additional tasks to determine whether all commercial LLMs exhibit similar patterns consistent with our main findings.

**Feature Size and the Curse of Dimensionality** The second dimension of interest examines the models’ performance across varying feature sizes. Increasing the number of features introduces higher dimensionality, which poses challenges related to sparsity, overfitting, and increased complexity in learning meaningful patterns. All three models achieve their peak performance with a feature size of 10, suggesting that this is a critical point where the dimensionality provides sufficient information without overwhelming the models’ capacity.

**Sample Size and Learning in Low- and High-Data Regimes** The third dimension evaluates how the models respond to varying sample sizes, ranging from small datasets with 1,000 samples to larger datasets with 10,000 samples. As expected, all models benefit from increased sample sizes, with AUC values improving significantly between 1,000 and 5,000 samples and plateauing as the sample size approaches 10,000. This trend underscores the importance of larger datasets in reducing noise and enabling the models to capture underlying patterns effectively.

**Dimensionality and Its Implications for Generalization** The interplay between dimensionality and model performance provides key insights into the strengths and limitations of these systems. The feature dimensionality, as reflected in varying feature sizes, highlights a trade-off between information richness and the complexity of high-dimensional spaces. Similarly, the dimensionality introduced by sample size underscores the importance of data quantity in model generalization. However, one can also argue that the comparison of these different commercial LLMs yield results that are nearly statistically indistinguishable from one another reinforcing the findings of (Lee et al., 2024).

C.1. The Best Configurations for Synthetic Data Generation

Best configurations

Configuration Parameter	Optimal Value
Strategy	Schema or Group
Number of Features	10
Sample Size	10k

Table 7: Optimal Configuration for Synthetic Data Generation

Best Performance

Performance Metrics (10 Features / 10k Samples)	
Avg. KL Divergence (Across)	0.0821
AUC (Across)	0.9157 [0.9089, 0.9217]
AUPRC (Across)	0.7969 [0.7797, 0.8122]

Table 8: Performance values at optimal configuration for Synthetic Data Generation

## Appendix D. Additional Figures

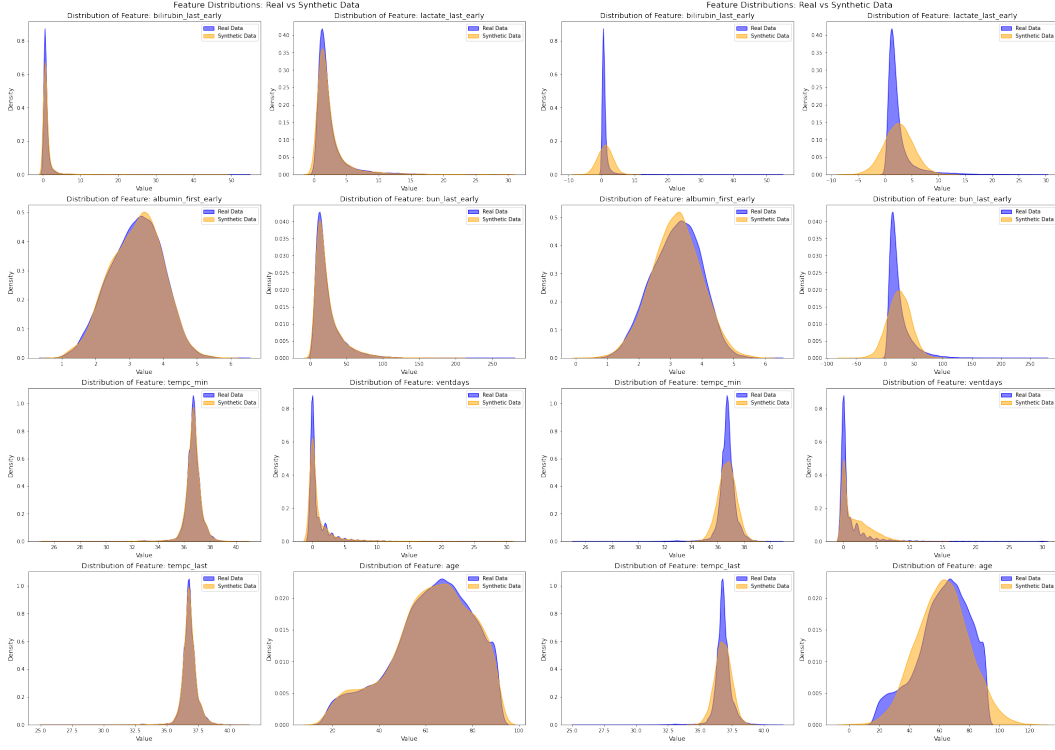


Figure 4: The comparison of distributions between an LLM asked to generate 10 features versus all 83. We only plot continuous features but we see substantial differences in synthetic data generation fidelity.

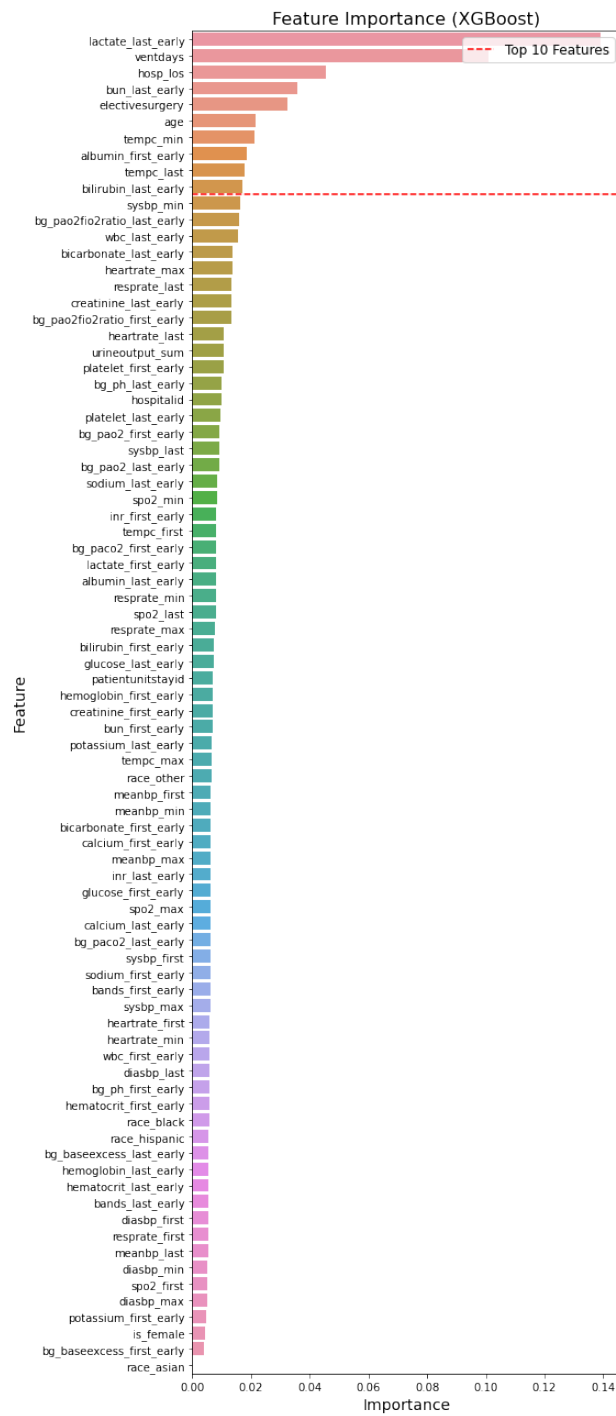


Figure 5: Feature Importance Plot to help with our feature selection study

## Appendix E. Metrics

### Area Under the Receiver Operating Characteristic Curve (AUROC)

$$\text{AUROC} = \frac{1}{n_1 n_0} \sum_{i=1}^{n_1} \sum_{j=1}^{n_0} \mathbb{I}(s_i > s_j) \quad (2)$$

where  $n_1$  and  $n_0$  are the number of positive and negative samples,  $s_i$  and  $s_j$  are the scores for positive and negative samples, respectively, and  $\mathbb{I}(\cdot)$  is the indicator function.

### Area Under the Precision-Recall Curve (AUPRC)

$$\text{AUPRC} = \int_0^1 \text{Precision}(r) \, d\text{Recall}(r) \quad (3)$$

where  $\text{Precision}(r)$  and  $\text{Recall}(r)$  are the precision and recall at a given threshold  $r$ .

### Kullback-Leibler (KL) Divergence

$$D_{\text{KL}}(P \parallel Q) = \int_{\mathcal{X}} P(x) \log \frac{P(x)}{Q(x)} \, dx \quad (4)$$

### Membership Advantage

$$\text{Membership Advantage} = \max_s |\mathbb{P}(s \mid \text{member}) - \mathbb{P}(s \mid \text{non-member})| \quad (5)$$

where  $s$  is the score, and  $\mathbb{P}(\cdot)$  represents the probability distribution over scores.

### Empirical Risk

$$\mathcal{R}(h) = \frac{1}{n} \sum_{i=1}^n \ell(h(x_i), y_i) \quad (6)$$

where  $h$  is the hypothesis,  $\ell(\cdot, \cdot)$  is the loss function,  $x_i$  and  $y_i$  are the input and label for the  $i$ -th sample, and  $n$  is the total number of samples.

## References

- Reza Shokri, Marco Stronati, Congzheng Song, and Vitaly Shmatikov. Membership Inference Attacks Against Machine Learning Models. In *Proceedings of the 2017 IEEE Symposium on Security and Privacy (SP)*, 2017.
- Nicolas Papernot, Martin Abadi, Úlfar Erlingsson, Ian Goodfellow, and Kunal Talwar. Semi-supervised Knowledge Transfer for Deep Learning from Private Training Data. In *International Conference on Learning Representations (ICLR)*, 2017.
- Cynthia Dwork, Frank McSherry, Kobbi Nissim, and Adam Smith. Calibrating Noise to Sensitivity in Private Data Analysis. In *Theory of Cryptography Conference (TCC)*, 2006.
- Nicholas Carlini, David Dolev, Hossein Shokri, Marco Stronati, Michael Backes, and Ari Juels. The Secret Sharer: Measuring Unintended Neural Network Memorization & Extracting Secrets. In *USENIX Security Symposium*, 2019.
- Louie Giray. Prompt Engineering with ChatGPT: A Guide for Academic Writers. In *Annals of Biomedical Engineering*, volume 51, number 12, pages 2629–2633, 2023.
- Hongsheng Hu, Zoran Salcic, Lichao Sun, Gillian Dobbie, Philip S. Yu, and Xuyun Zhang. Membership Inference Attacks on Machine Learning: A Survey. In *ACM Computing Surveys (CSUR)*, volume 54, number 11s, pages 1–37, 2022.
- Simon A. Lee, John Lee, and Jeffrey N. Chiang. FEET: A Framework for Evaluating Embedding Techniques. In *arXiv preprint arXiv:2411.01322*, 2024.